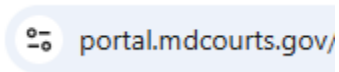


New PDE Search App starting in 2026

PDE Search is one of the apps available on the judiciary's portal. Starting in 2026 we will be migrating the PDE Search app from the old Weblogic app to a new React app.

- The URL for the main Portal page is `jportal.mdcourts.gov`
- In Test, this URL is `portal.mdcourts.gov`



The main Portal page has a menu on the left with links to the user's authorized apps. PDE Search appears when the user has the `pdeSearch_usr` role.

Old App

Portal's PDE Search menu item currently links to the **old** weblogic application that looks like this.



Main Menu

> Public Applications

▼ Secured Applications

Commissioner Console

Orders

PDE Search

Text Msg Dashboard

> User Settings

Public Defender Eligibility Search Portal

Signed in as: **bill.lonegro**

Search Method

- ☒ by Defendant Name
- ☐ by Case Number
- ☐ by Trial Court County
- ☐ by Specific Trial Court
- ☐ by Filing County

Search Criteria

Defendant Name (Begins with)

Last

First

Date of

From

To

Search Results

Click on any

Case	Defendant Name	Certificate Date/Time
------	----------------	-----------------------

No records found.

(1 of 1)






New App

The new test application resides at URL <https://portal.mdcourts.gov/pdesearch2/>

Because the main portal pages does not link to the new PDE Search app, you must manually enter the URL.

Once we go-live with the new version we will update the link on the main portal page.

portal.mdcourts.gov/pdesearch2/



MARYLAND
JUDICIARY
v2.0.1

Public Defender Eligibility Search Portal

Search Method

☒ by Defendant Name

☐ by Case Number

☐ by Trial Court County

☐ by Specific Trial Court

☐ by Filing County

Search Criteria

Last Name

First Name

Dates Apply to

FILING

CERTIFICATE

From Date

11/28/2025

To Date

12/05/2025

SEARCH

CLEAR

Search Results

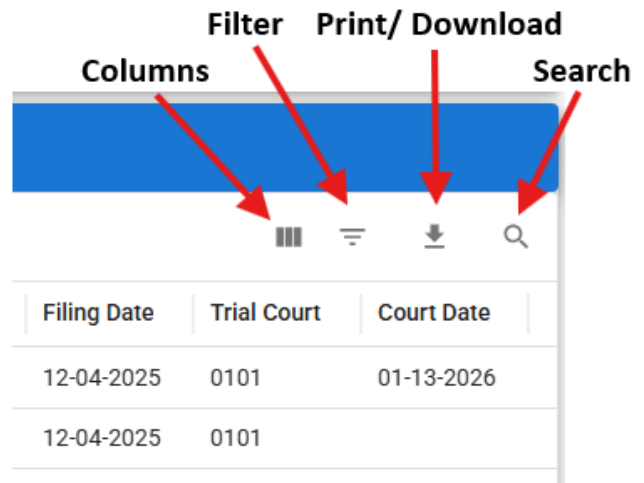
No search is currently active.

Please choose a Search Method and enter the Search Criteria, then click Search.

Features of the Search Results list

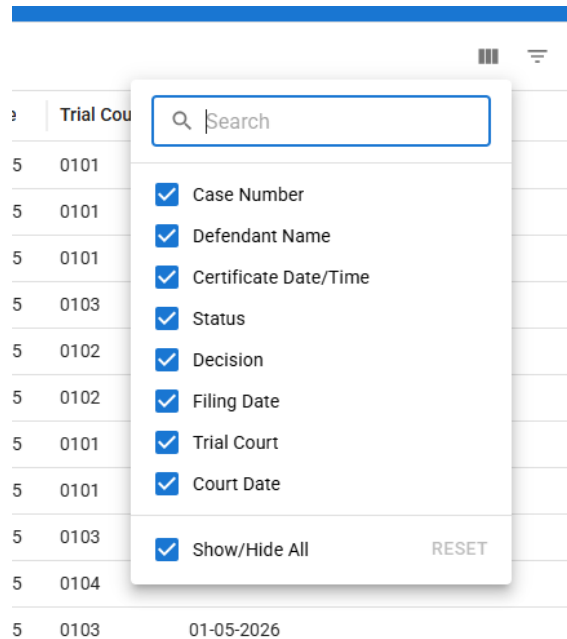
The Search Results List contains a few buttons at the top right for various purposes.

- Column Selector
- Filter
- Print/ Download (PDF/ Excel)
- Search



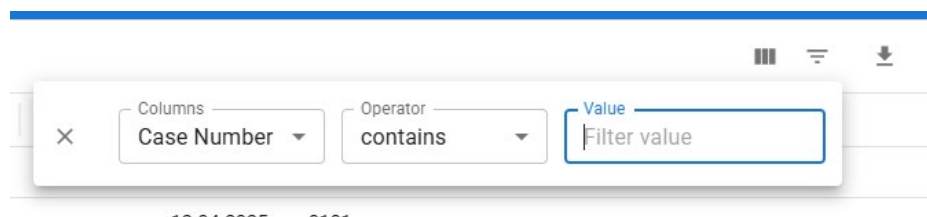
Column Selector

Choose which columns to display or hide



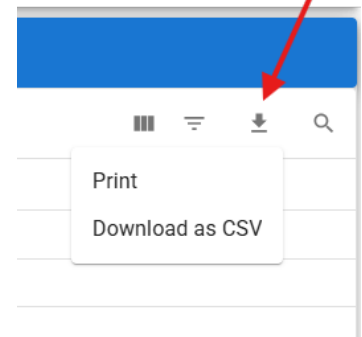
Filter

Apply filters for specific columns to narrow down the results.



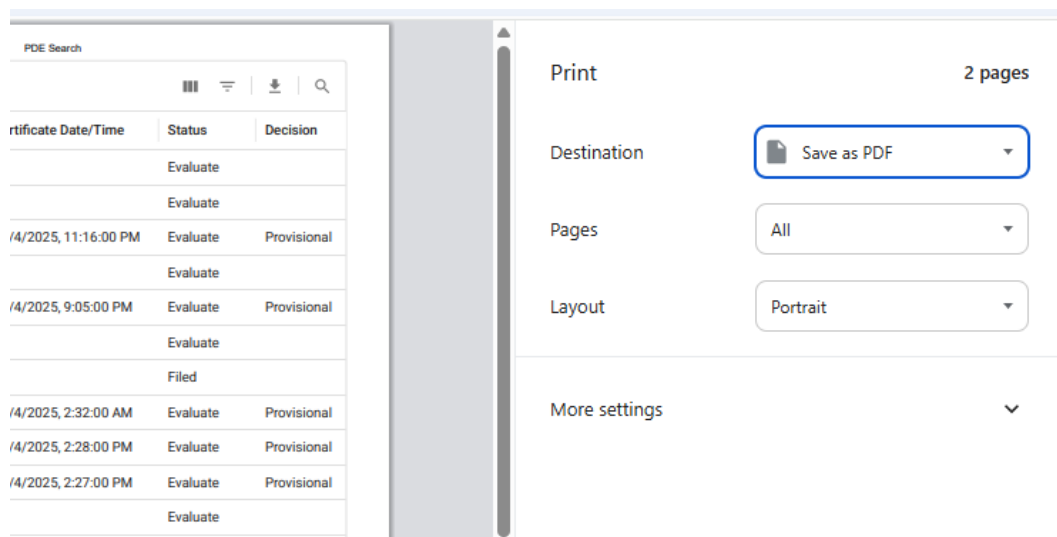
Print/ Download (PDF/ Excel)

Print using the browser's print dialog to a printer or to a PDF file.
Download as a CSV file for opening in Microsoft Excel.



Saving the list contents in PDF format

To Print the list, click the Print/ Download button, then click print. Then in the browser's print dialog, choose "Save as PDF" as the destination.



Search

Search all result columns for

