

The
Circuit Courts

maryland judiciary
annual statistical abstract 2005

The Circuit Courts

The circuit courts are Maryland's trial courts of general jurisdiction. They are the highest common law and equity courts of record exercising original jurisdiction within the State. There is a circuit court in each county of the State and Baltimore City. They are grouped into eight geographical circuits with the first seven circuits comprising two or more counties. The Eighth Circuit only consists of Baltimore City. As of July 1, 2004, there were 146 circuit court judgeships, with at least one judge for each county and 30 in Baltimore City. The circuit courts also have masters who hear domestic and juvenile matters and make recommendations based on their findings to the judge of their respective court. The circuit courts generally handle the major civil cases, the more serious criminal matters, and all family matters, including juvenile. They also decide appeals from the District Court and certain administrative agencies. In addition to their judicial functions, the courts are responsible for recording the State's land records transactions, as well as issuing a number of business licenses. The judges and clerks often are called upon to perform civil marriage ceremonies.

The following charts and tables provide a statistical delineation of the workload of the circuit courts during Fiscal Year 2005.



Stream in Oakland, Maryland



Skipjacks on the Chesapeake

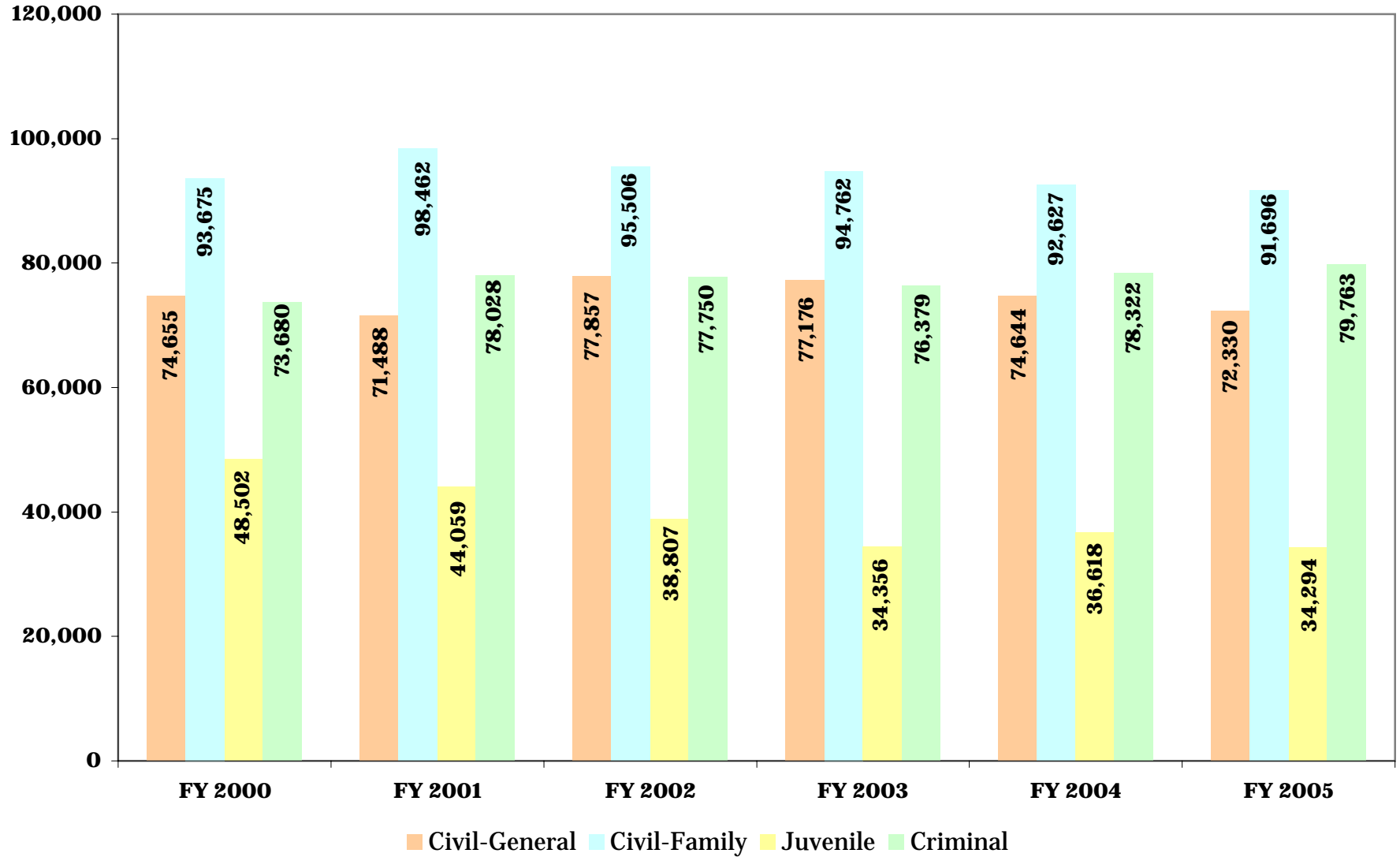
**TABLE CC-1
CIRCUIT COURT**

**FILINGS BY CASE TYPE BY FISCAL YEAR
6 Year Comparative Data Fiscal Years 2000-2005**

	Civil-General	Civil-Family	Juvenile	Criminal	TOTALS
FY 2000	74,655	93,675	48,502	73,680	290,512
FY 2001	71,488	98,462	44,059	78,028	292,037
FY 2002	77,857	95,506	38,807	77,750	289,920
FY 2003	77,176	94,762	34,356	76,379	282,673
FY 2004	74,644	92,627	36,618	78,322	282,211
FY 2005	72,330	91,696	34,294	79,763	278,083

**CHART CC-1.1
CIRCUIT COURT**

**FILINGS BY FISCAL YEAR
6 Year Comparative Data: Fiscal Years 2000 - 2005**



**TABLE CC-2
CIRCUIT COURT**

**ALL CASES: FILINGS AND TERMINATIONS
3 Year Comparative Table: Fiscal Years 2003 - 2005**

	2002-03		2003-04		2004-05	
	Filings	Terminations	Filings	Terminations	Filings	Terminations
First Circuit	15,189	13,785	14,998	14,303	14,832	14,453
Dorchester	2,252	2,134	2,192	2,216	2,174	2,216
Somerset	1,865	1,717	1,916	1,844	1,997	2,003
Wicomico	6,412	5,781	5,977	5,541	5,974	5,802
Worcester	4,660	4,153	4,913	4,702	4,687	4,432

	2002-03		2003-04		2004-05	
	Filings	Terminations	Filings	Terminations	Filings	Terminations
Second Circuit	13,530	11,418	12,765	11,701	13,052	12,877
Caroline	1,827	1,393	1,831	1,744	1,712	1,705
Cecil	7,154	5,993	6,727	6,019	6,574	6,708
Kent	1,087	1,030	1,160	1,031	1,243	1,204
Queen Anne's	1,488	1,382	1,453	1,360	1,742	1,688
Talbot	1,974	1,620	1,594	1,547	1,781	1,572

	2002-03		2003-04		2004-05	
	Filings	Terminations	Filings	Terminations	Filings	Terminations
Third Circuit	39,726	33,843	38,526	32,459	38,520	38,366
Baltimore	30,031	26,895	29,078	25,524	28,707	28,781
Harford	9,695	6,948	9,448	6,935	9,813	9,585

	2002-03		2003-04		2004-05	
	Filings	Terminations	Filings	Terminations	Filings	Terminations
Fourth Circuit	14,148	13,007	14,261	13,047	14,943	14,596
Allegany	3,564	3,505	3,647	3,269	3,854	3,833
Garrett	1,077	990	1,118	1,082	1,219	1,089
Washington	9,507	8,512	9,496	8,696	9,870	9,674

ALL CASES: FILINGS AND TERMINATIONS, page 2

	2002-03		2003-04		2004-05	
	Filings	Terminations	Filings	Terminations	Filings	Terminations
Fifth Circuit	37,048	33,395	37,521	38,009	36,657	36,701
Anne Arundel	22,454	20,328	23,853	25,516	22,820	23,916
Carroll	7,348	6,820	6,533	5,703	6,654	6,089
Howard	7,246	6,247	7,135	6,790	7,183	6,696

	2002-03		2003-04		2004-05	
	Filings	Terminations	Filings	Terminations	Filings	Terminations
Sixth Circuit	44,526	43,105	43,187	40,324	41,892	41,492
Frederick	8,488	6,930	8,245	6,991	8,292	7,671
Montgomery	36,038	36,175	34,942	33,333	33,600	33,821

	2002-03		2003-04		2004-05	
	Filings	Terminations	Filings	Terminations	Filings	Terminations
Seventh Circuit	55,835	51,839	53,662	49,380	53,261	51,234
Calvert	4,153	3,512	4,341	3,778	4,915	4,779
Charles	8,097	7,308	7,864	7,463	7,607	7,583
Prince George's	39,866	37,541	37,383	34,374	36,686	34,955
St. Mary's	3,719	3,478	4,074	3,765	4,053	3,917

	2002-03		2003-04		2004-05	
	Filings	Terminations	Filings	Terminations	Filings	Terminations
Eighth Circuit	62,671	55,342	67,291	57,475	64,926	69,544
Baltimore City	62,671	55,342	67,291	57,475	64,926	69,544

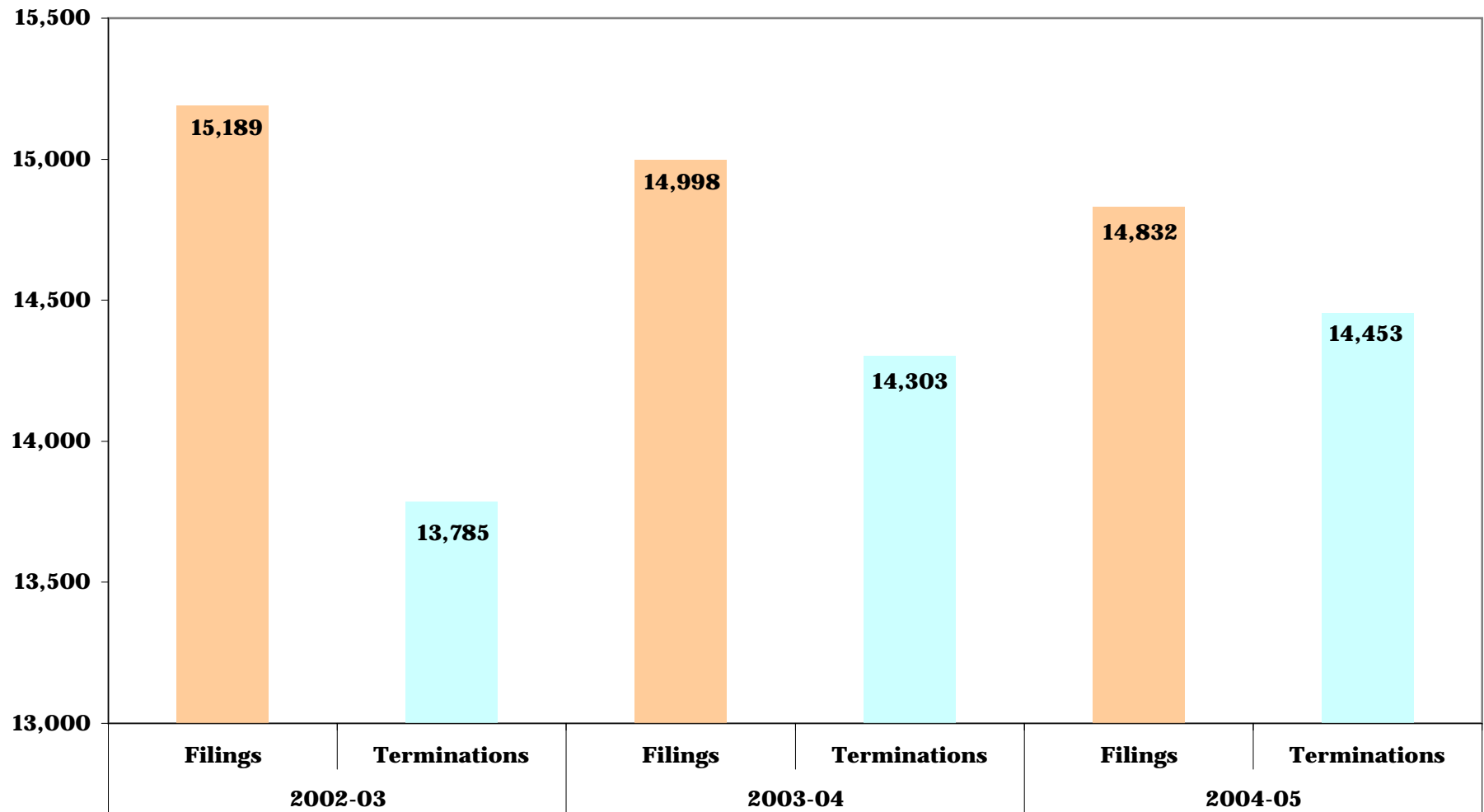
	2002-03		2003-04		2004-05	
	Filings	Terminations	Filings	Terminations	Filings	Terminations
STATE TOTALS	282,673	255,734	282,211	256,698	278,083	279,263

**CHART CC-2.1
CIRCUIT COURT**

**1st CIRCUIT
Dorchester, Somerset, Wicomico and Worcester Counties**

ALL CASES: FILINGS AND TERMINATIONS

3 Year Comparative Data: Fiscal Years 2003 - 2005

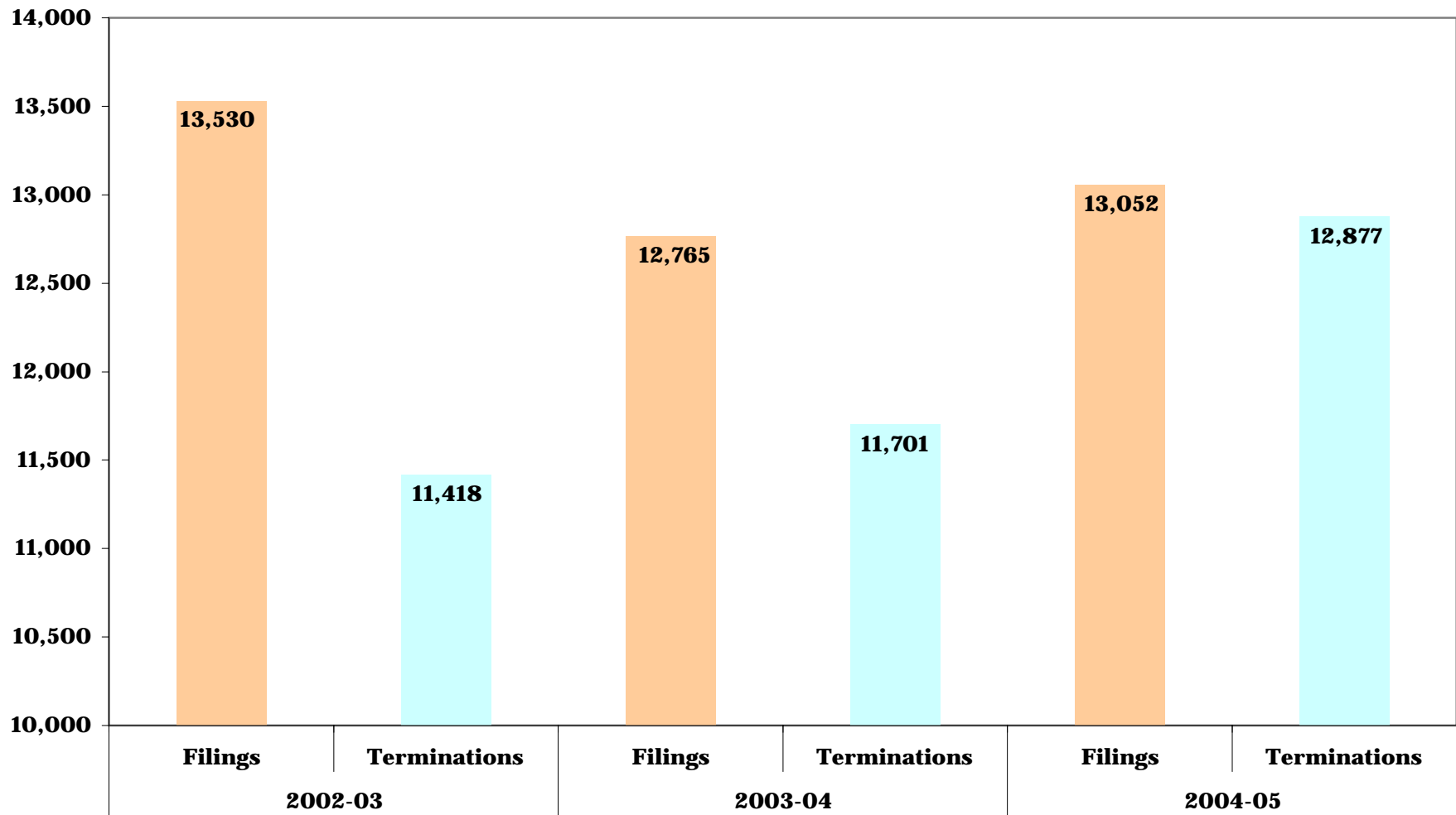


**CHART CC-2.2
CIRCUIT COURT**

**2nd CIRCUIT
Caroline, Cecil, Kent, Queen Anne's and Talbot Counties**

ALL CASES: FILED AND TERMINATED

3 Year Comparative Data: Fiscal Years 2003 - 2005

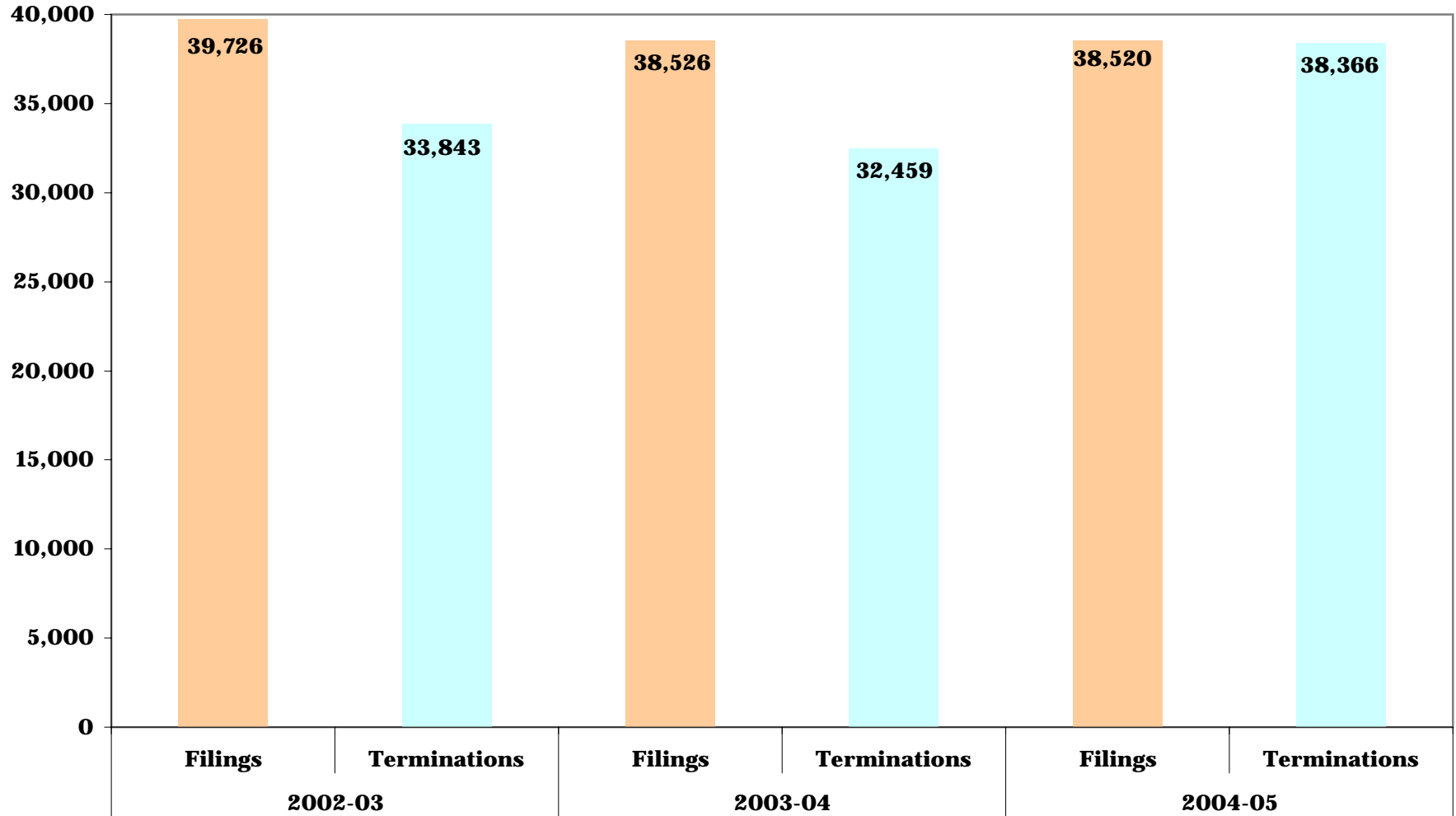


**CHART CC-2.3
CIRCUIT COURT**

**3rd CIRCUIT
Baltimore and Harford Counties**

ALL CASES: FILINGS AND TERMINIATIONS

3 Year Comparative Data: Fiscal Years 2003 - 2005

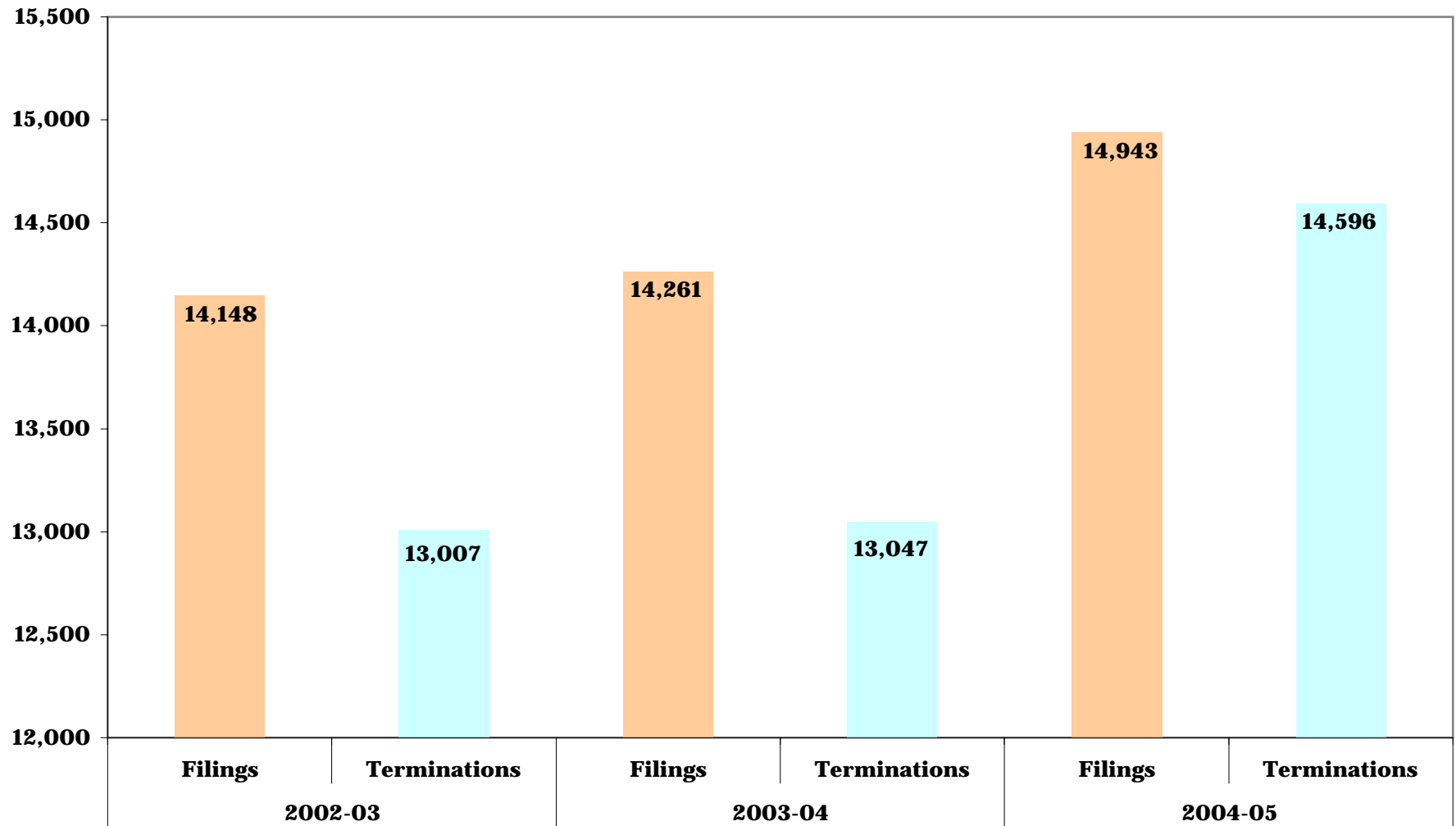


**CHART CC-2.4
CIRCUIT COURT**

**4th CIRCUIT
Allegany, Garrett and Washington Counties**

ALL CASES: FILINGS AND TERMINATIONS

3 Year Comparative Data: Fiscal Years 2003 - 2005

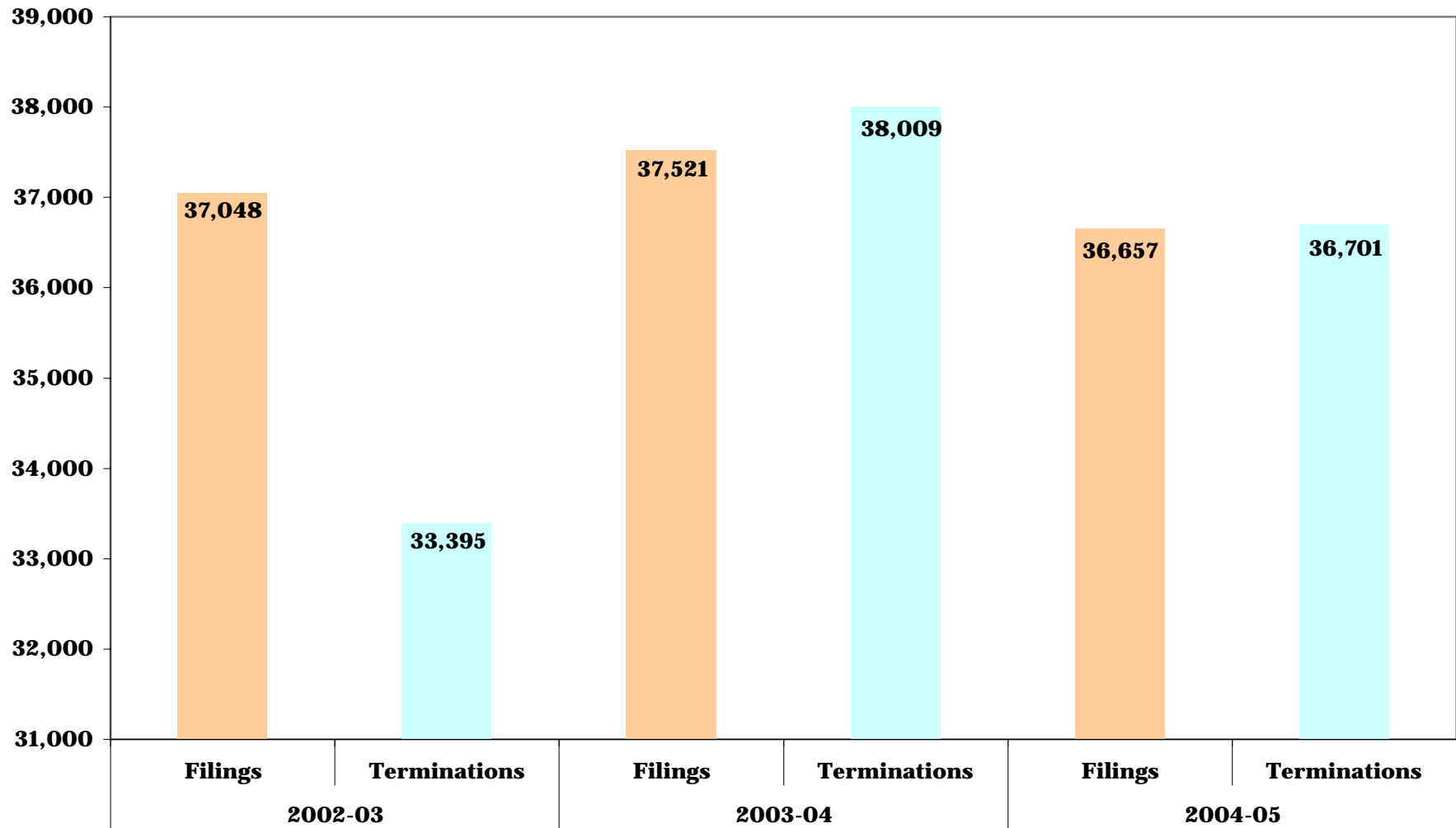


**CHART CC-2.5
CIRCUIT COURT**

**5th CIRCUIT
Anne Arundel, Carroll and Howard Counties**

ALL CASES: FILINGS AND TERMINATIONS

3 Year Comparative Data: Fiscal Years 2003 - 2005

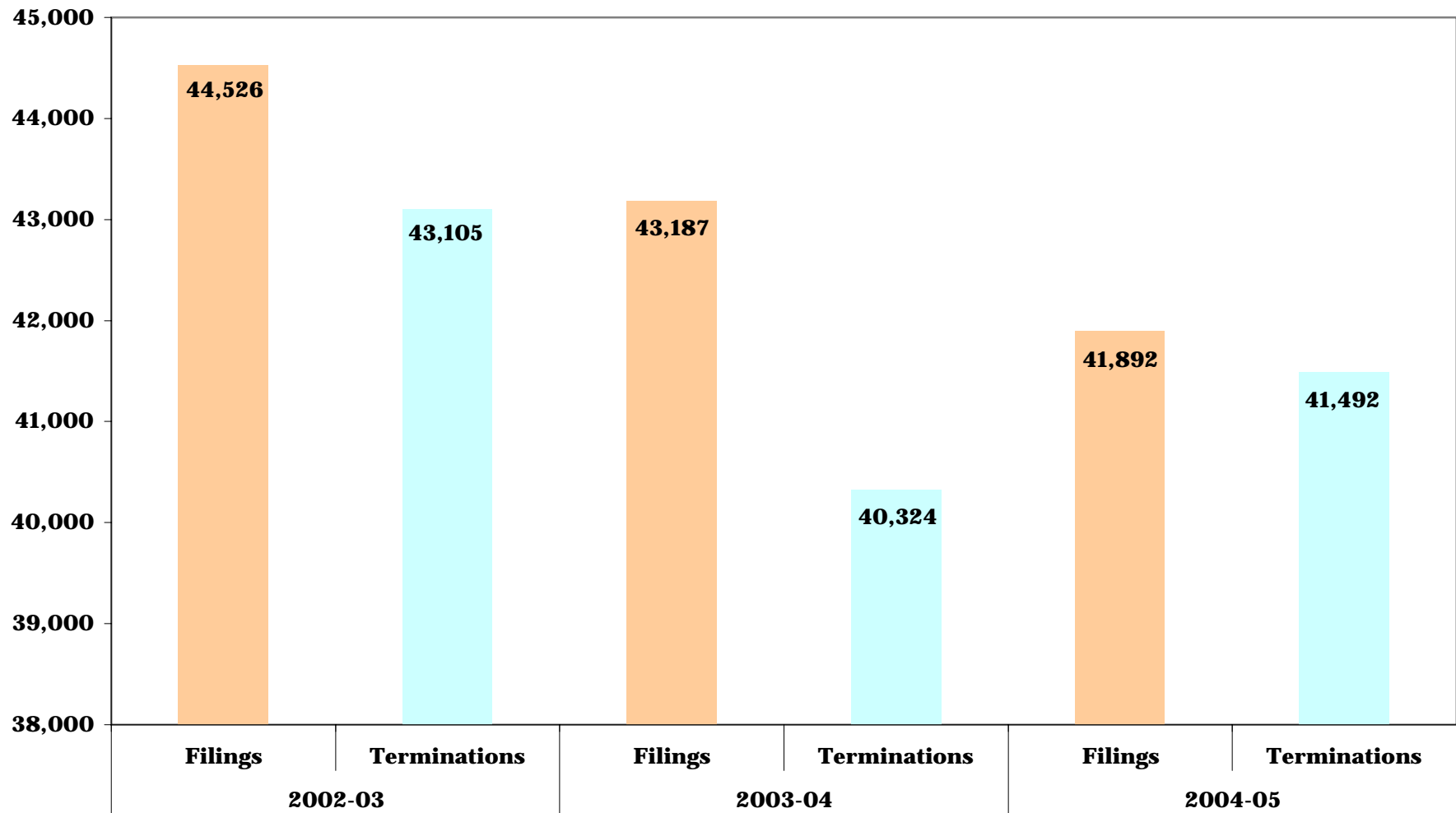


**CHART CC-2.6
CIRCUIT COURT**

**6th CIRCUIT
Frederick and Montgomery Counties**

ALL CASES: FILINGS AND TERMINATIONS

3 Year Comparative Data: Fiscal Years 2003 - 2005

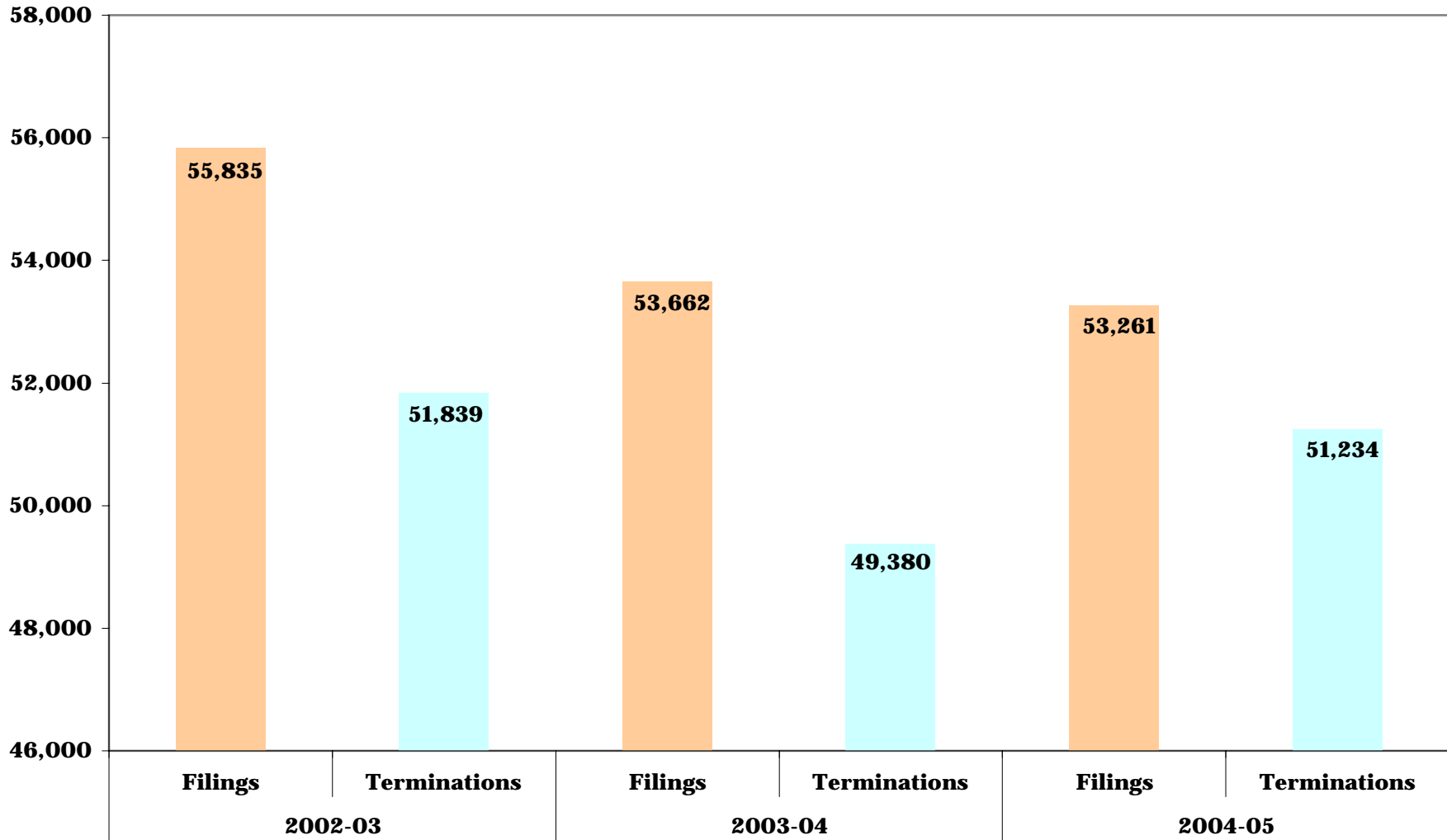


**CHART CC-2.7
CIRCUIT COURT**

**7th CIRCUIT
Calvert, Charles, Prince George's and St. Mary's Counties**

ALL CASES: FILINGS AND TERMINATIONS

3 Year Comparative Data: Fiscal Years 2003 - 2005

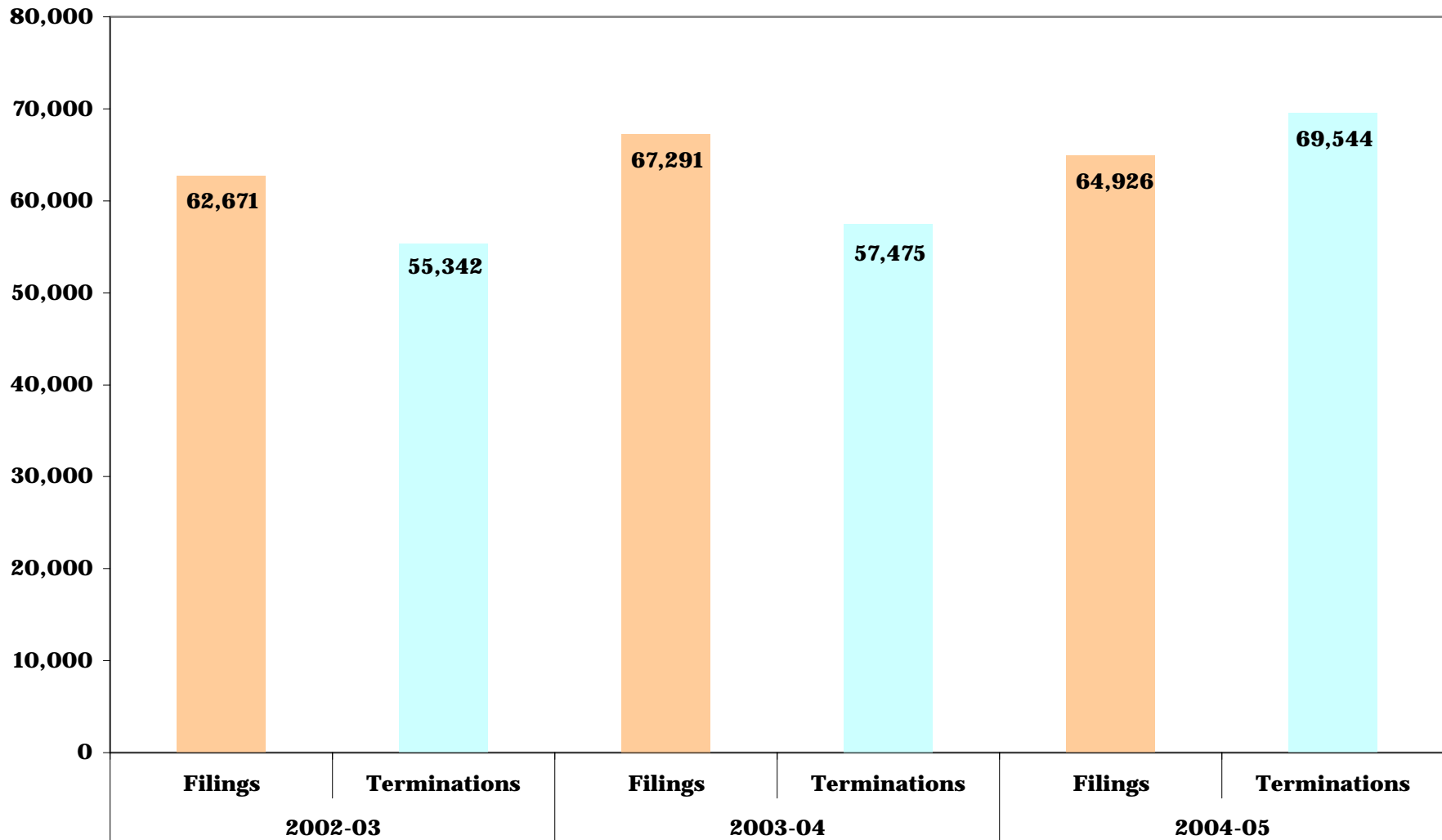


**CHART CC-2.8
CIRCUIT COURT**

**8th CIRCUIT
Baltimore City**

ALL CASES: FILINGS AND TERMINATIONS

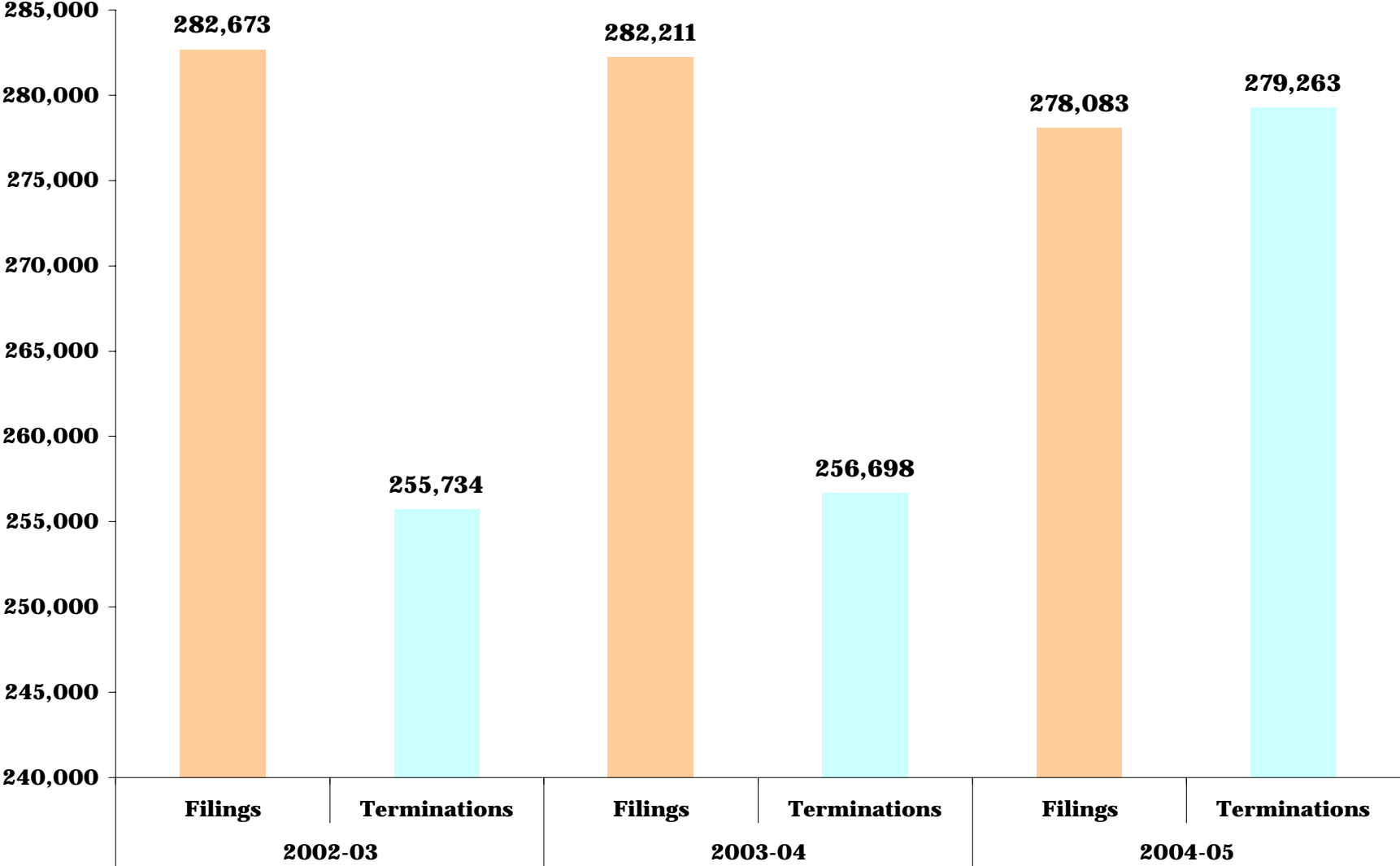
3 Year Comparative Data: Fiscal Years 2003 - 2005



**CHART CC-2.9
CIRCUIT COURT**

**STATE TOTAL
ALL CASES: FILINGS AND TERMINATIONS**

3 Year Comparative Data: Fiscal Years 2003 - 2005



**TABLE CC-3.1
CIRCUIT COURT**

**CIVIL-GENERAL:
COMPARATIVE FILINGS IN THE CIRCUIT COURTS
Fiscal Years 2004 - 2005**

	2004	2005	Percent Change
First Circuit	2,517	2,598	3.2
Dorchester	359	352	-1.9
Somerset	360	385	6.9
Wicomico	802	823	2.6
Worcester	996	1,038	4.2

	2004	2005	Percent Change
Second Circuit	2,463	2,477	0.6
Caroline	251	271	8.0
Cecil	1,240	1,176	-5.2
Kent	230	203	-11.7
Queen Anne's	463	501	8.2
Talbot	279	326	16.8

	2004	2005	Percent Change
Third Circuit	11,041	10,381	-6.0
Baltimore	9,166	8,619	-6.0
Harford	1,875	1,762	-6.0

	2004	2005	Percent Change
Fourth Circuit	2,296	2,440	6.3
Allegany	989	1,109	12.1
Garrett	243	298	22.6
Washington	1,064	1,033	-2.9

CIVIL-GENERAL COMPARATIVE FILINGS, page 2

	2004	2005	Percent Change
Fifth Circuit	9,713	9,134	-6.0
Anne Arundel	6,615	5,973	-9.7
Carroll	1,203	1,251	4.0
Howard	1,895	1,910	0.8

	2004	2005	Percent Change
Sixth Circuit	14,275	14,576	2.1
Frederick	1,393	1,501	7.8
Montgomery	12,882	13,075	1.5

	2004	2005	Percent Change
Seventh Circuit	14,362	12,772	-11.0
Calvert	828	732	-11.6
Charles	1,502	1,368	-8.9
Prince George's	11,330	10,017	-11.6
St. Mary's	702	655	-6.7

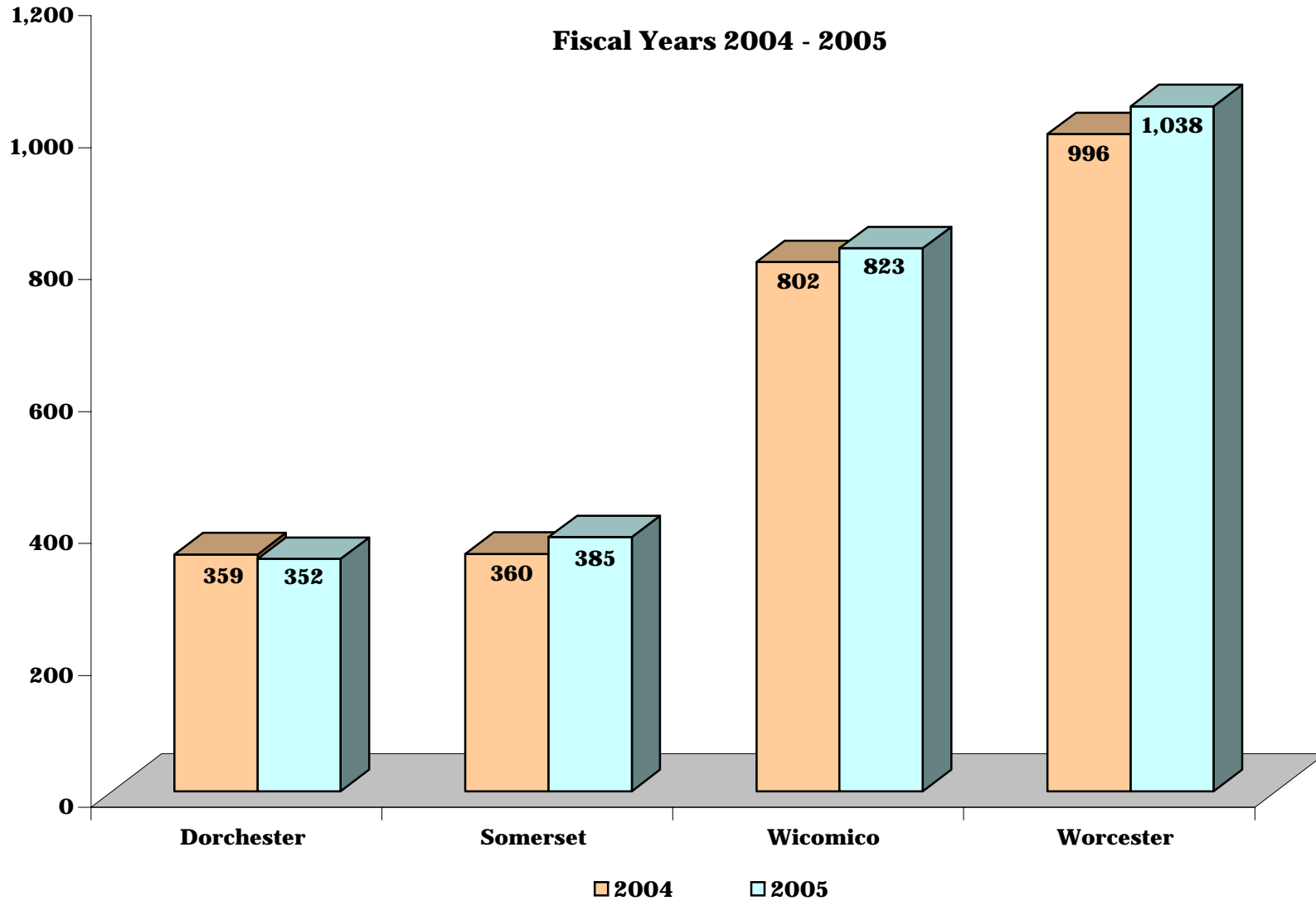
	2004	2005	Percent Change
Eighth Circuit	17,977	17,952	-0.1
Baltimore City	17,977	17,952	-0.1

	2004	2005	Percent Change
STATE TOTALS	74,644	72,330	-3.1

**CHART CC-3.1.1
CIRCUIT COURT**

**1st CIRCUIT
CIVIL-GENERAL FILINGS**

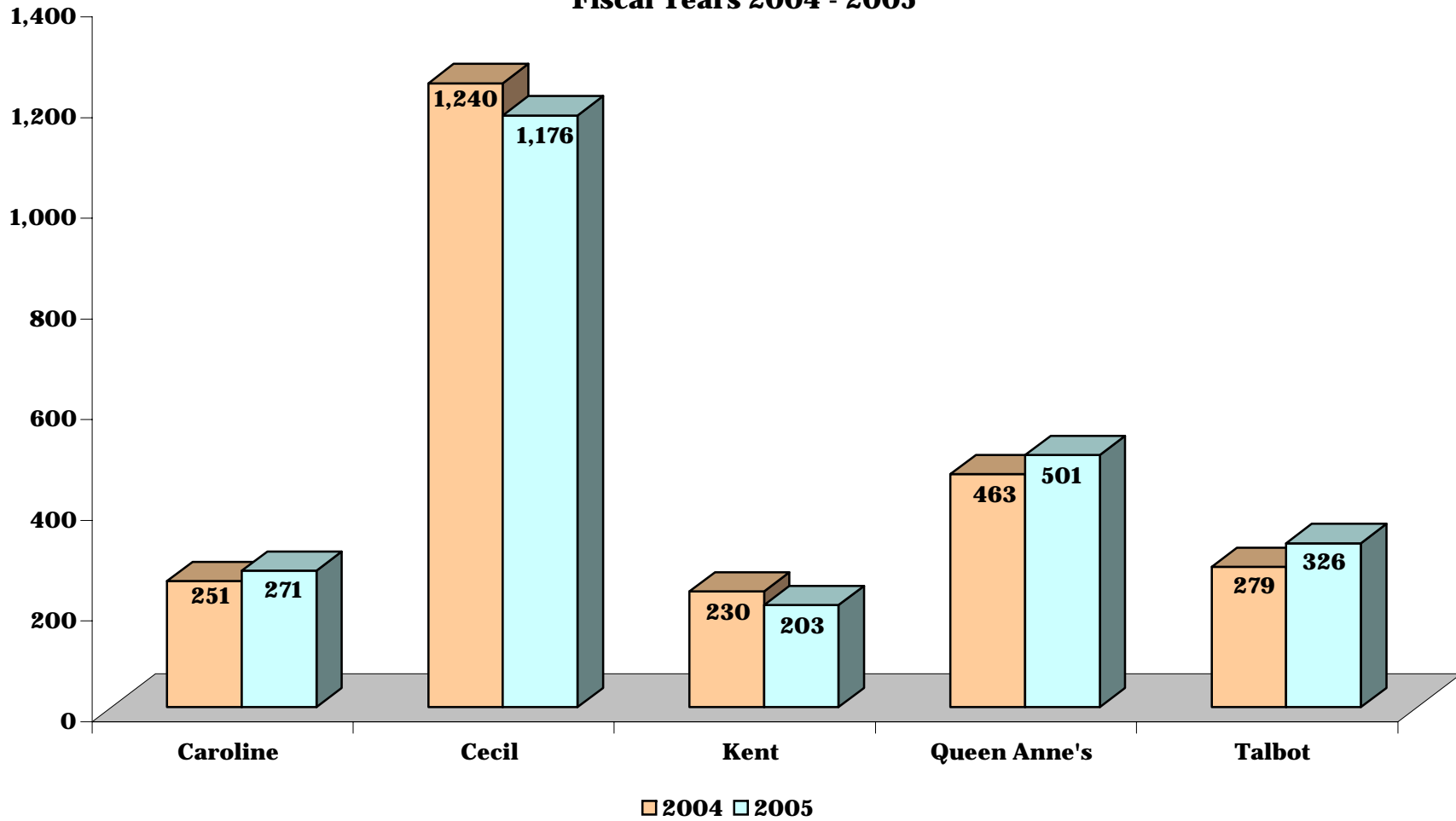
Fiscal Years 2004 - 2005



**CHART CC-3.1.2
CIRCUIT COURT**

**2nd CIRCUIT
CIVIL-GENERAL FILINGS**

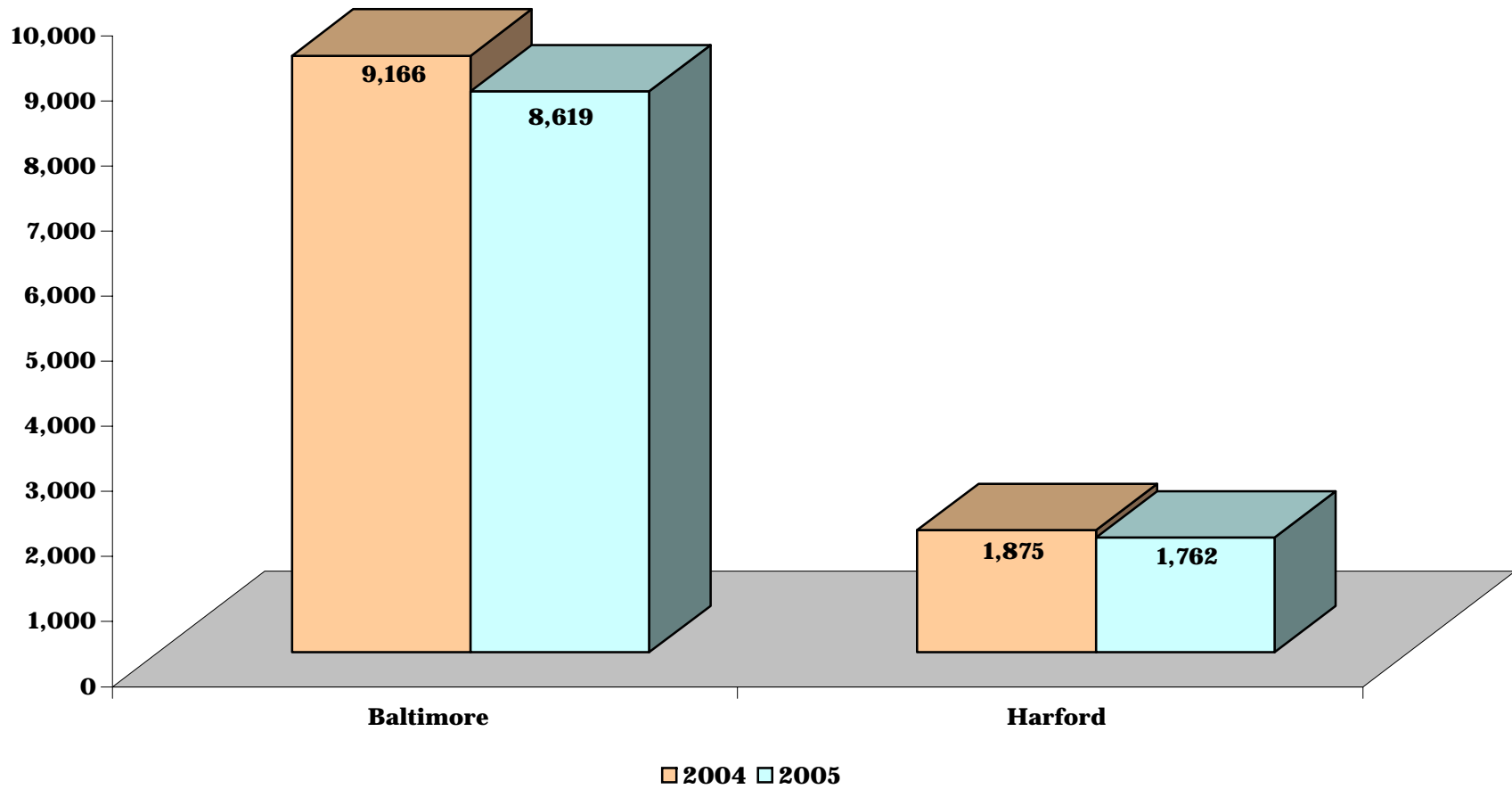
Fiscal Years 2004 - 2005



**CHART CC-3.1.3
CIRCUIT COURT**

**3rd CIRCUIT
CIVIL-GENERAL FILINGS**

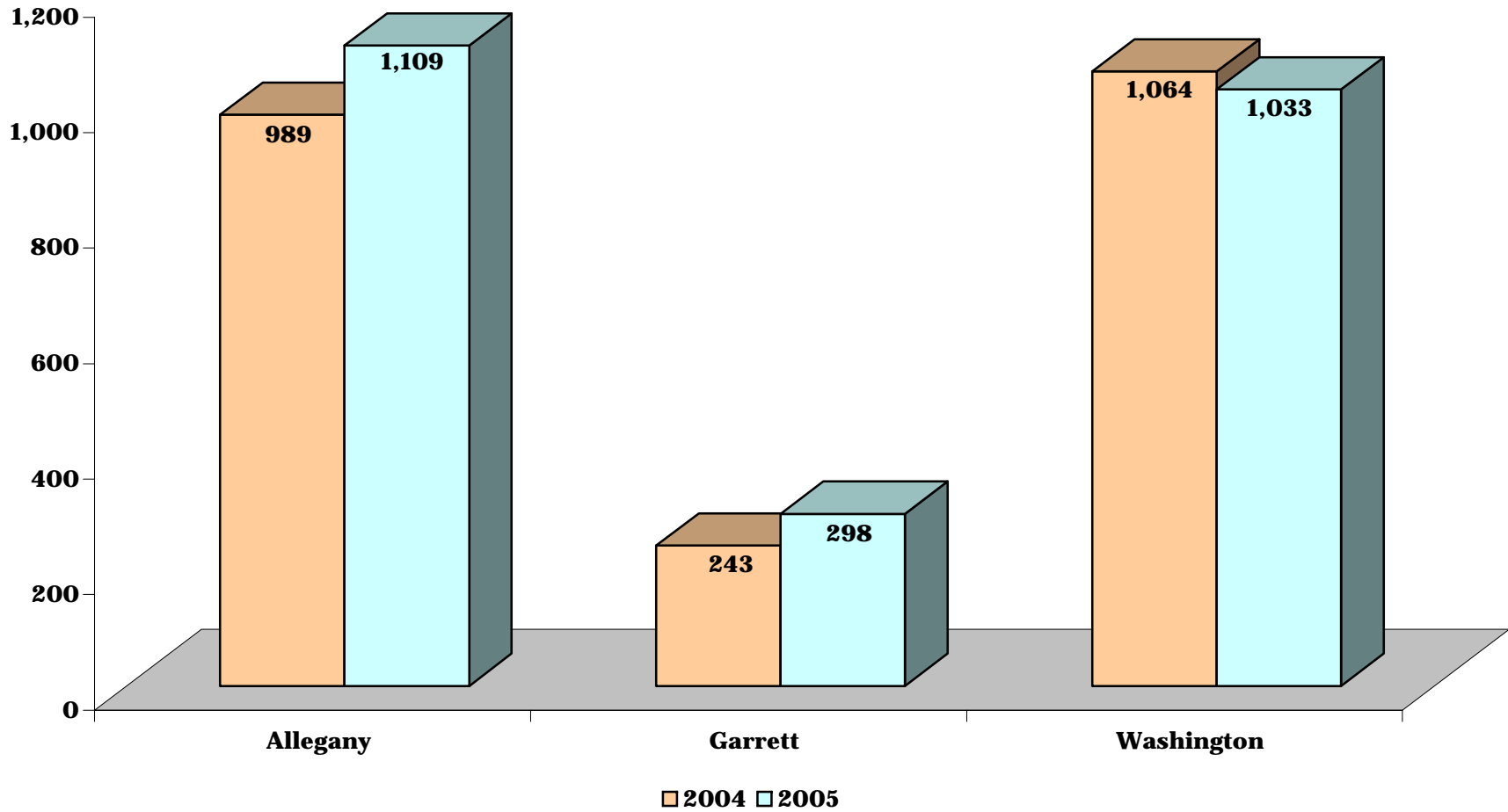
Fiscal Years 2004 - 2005



**CHART CC-3.1.4
CIRCUIT COURT**

**4th CIRCUIT
CIVIL-GENERAL FILINGS**

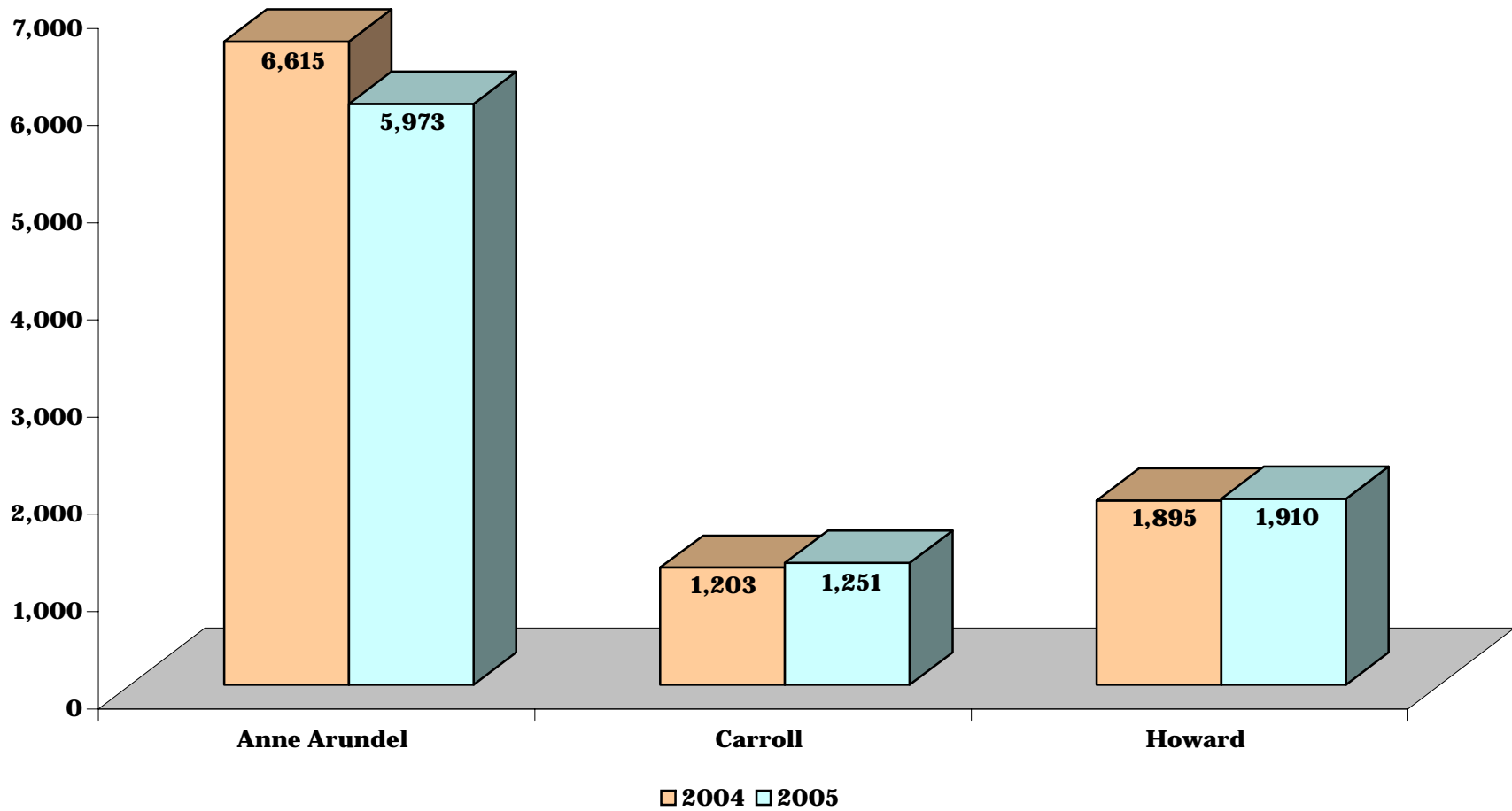
Fiscal Years 2004 - 2005



**CHART CC-3.1.5
CIRCUIT COURT**

**5th CIRCUIT
CIVIL-GENERAL FILINGS**

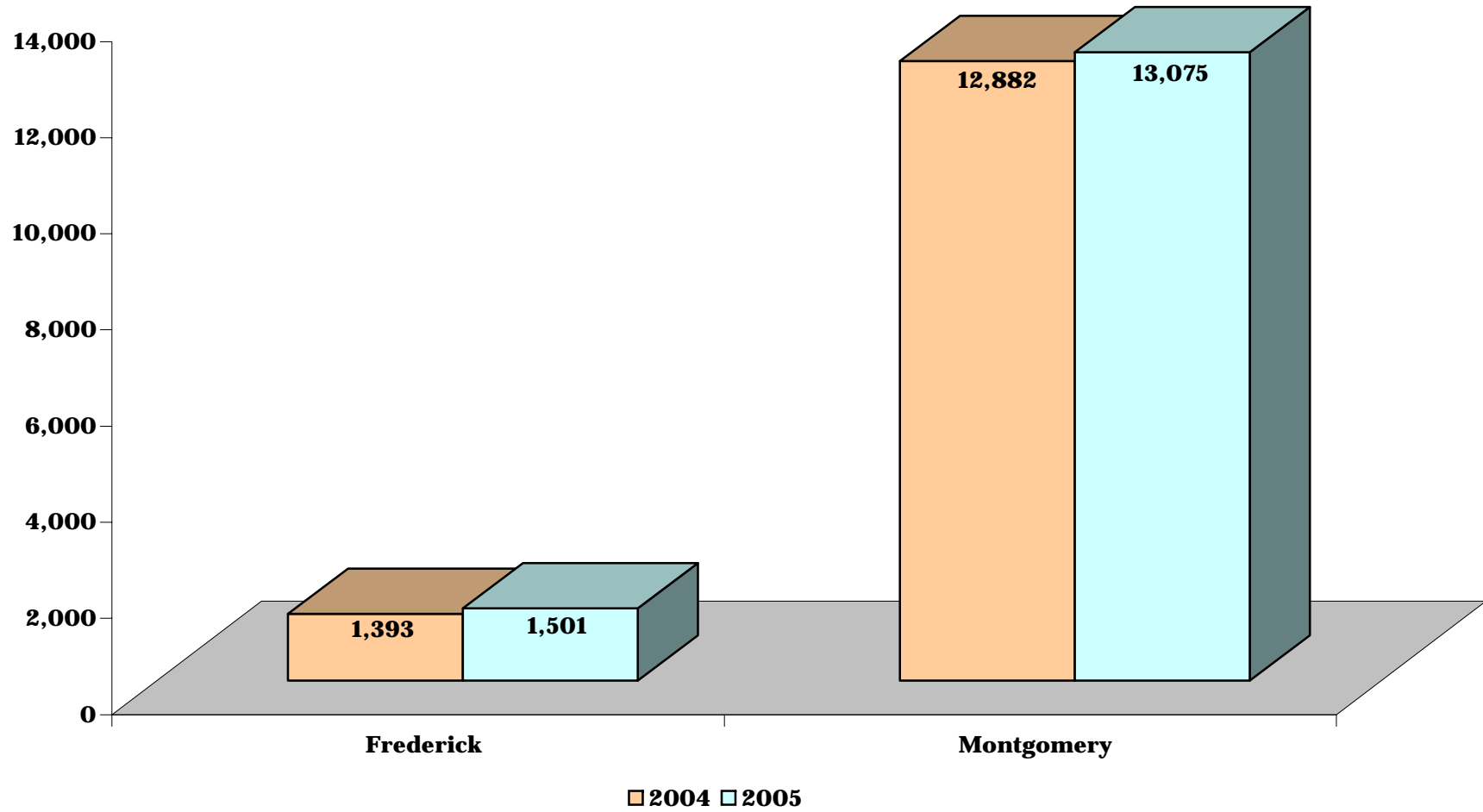
Fiscal Years 2004 - 2005



**CHART 3.1.6
CIRCUIT COURT**

**6th CIRCUIT
CIVIL-GENERAL FILINGS**

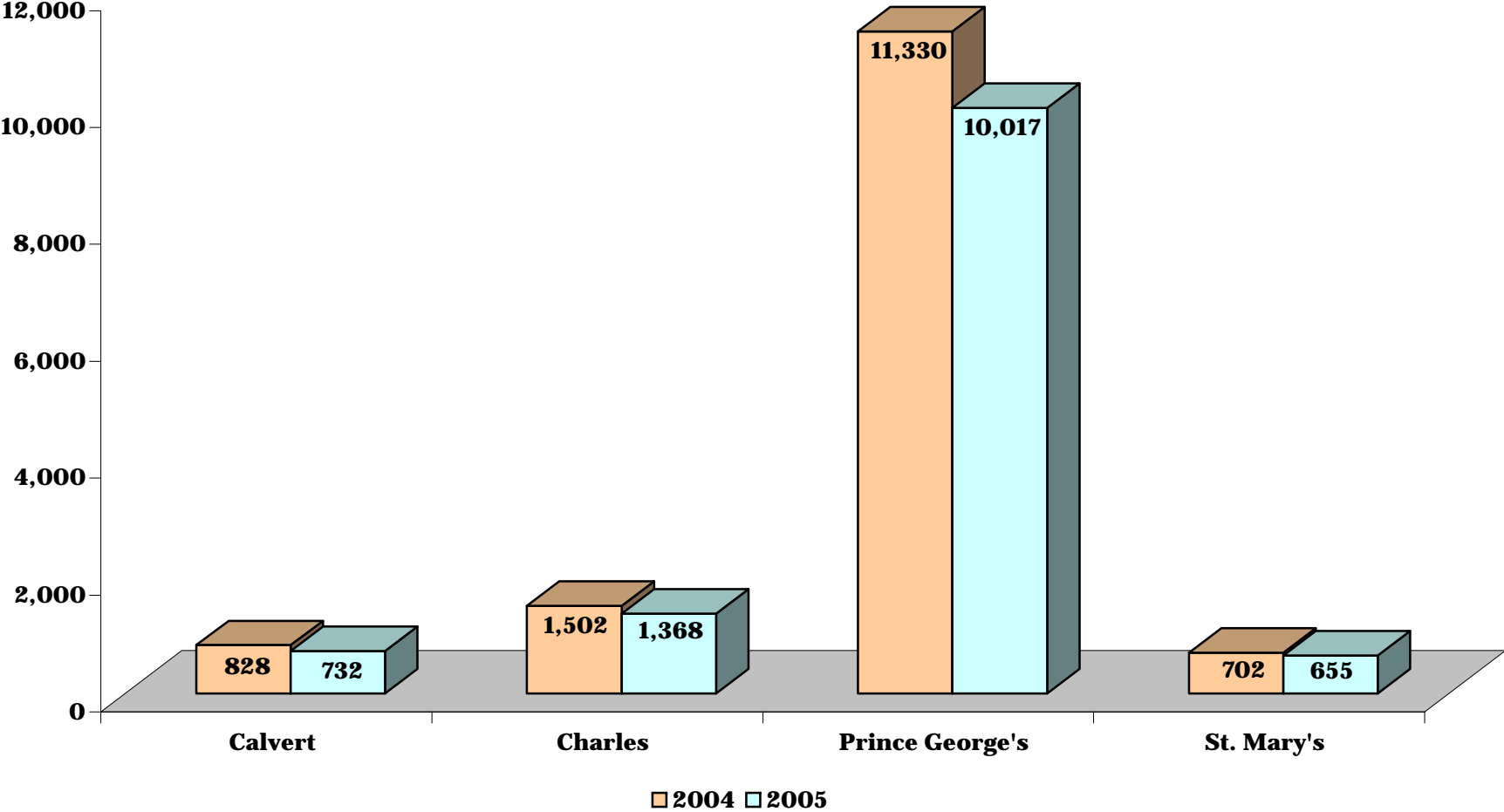
Fiscal Years 2004 - 2005



**CHART CC-3.1.7
CIRCUIT COURT**

**7th CIRCUIT
CIVIL-GENERAL FILINGS**

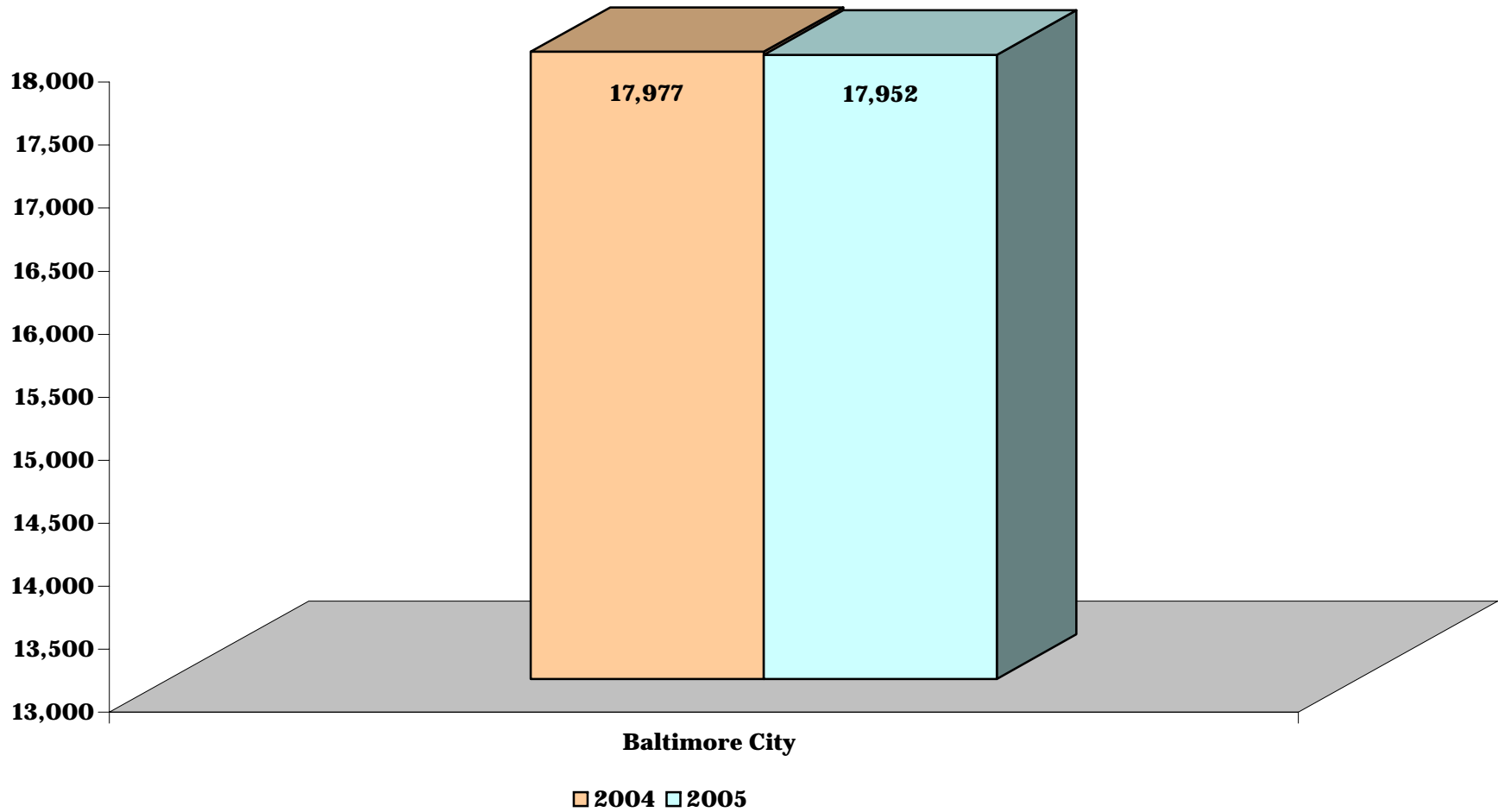
Fiscal Years 2004 - 2005



**CHART CC-3.1.8
CIRCUIT COURT**

**8th CIRCUIT
CIVIL-GENERAL FILINGS**

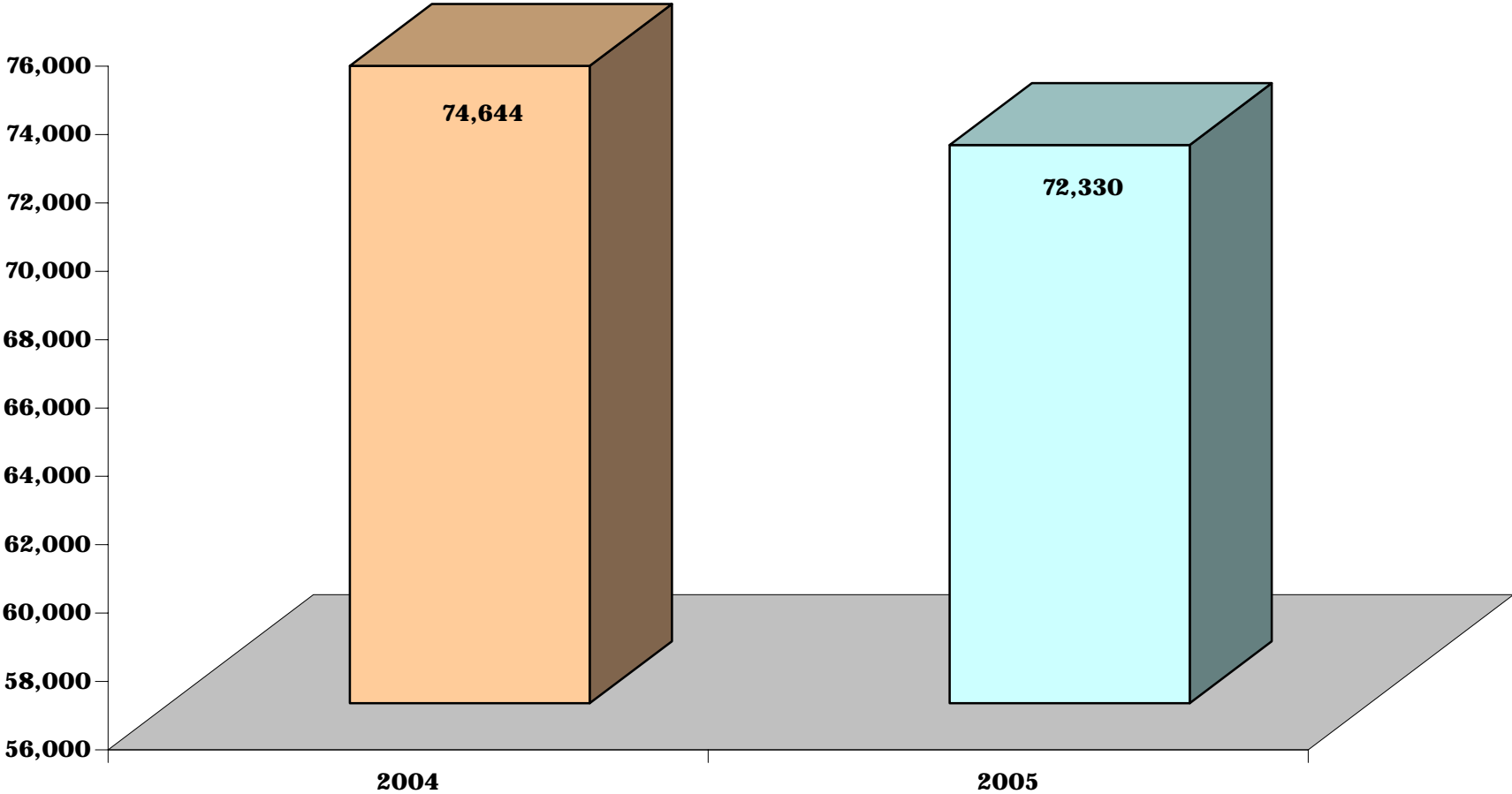
Fiscal Years 2004 - 2005



**CHART CC-3.1.9
CIRCUIT COURT**

**STATE TOTALS
CIVIL-GENERAL FILINGS**

Fiscal Years 2004 - 2005



**TABLE CC-3.2
CIRCUIT COURT**

**CIVIL-FAMILY:
COMPARATIVE FILINGS IN THE CIRCUIT COURTS
Fiscal Years 2004 - 2005**

	2004	2005	Percent Change
First Circuit	6,123	5,932	3.0
Dorchester	1,086	1,018	-6.3
Somerset	1,083	1,117	3.1
Wicomico	1,870	2,000	7.0
Worcester	2,084	1,797	-13.8

	2004	2005	Percent Change
Second Circuit	5,461	5,518	1.0
Caroline	1,003	971	-3.2
Cecil	2,736	2,718	-0.7
Kent	536	556	3.7
Queen Anne's	513	547	6.6
Talbot	673	726	7.9

	2004	2005	Percent Change
Third Circuit	13,169	13,371	1.5
Baltimore	9,189	9,245	0.6
Harford	3,980	4,126	3.7

	2004	2005	Percent Change
Fourth Circuit	6,356	7,018	10.4
Allegany	1,470	1,796	22.2
Garrett	630	617	-2.1
Washington	4,256	4,605	8.2

CIVIL-FAMILY COMPARATIVE FILINGS, page 2

	2004	2005	Percent Change
Fifth Circuit	12,573	12,057	-4.1
Anne Arundel	8,270	7,593	-8.2
Carroll	1,979	2,038	3.0
Howard	2,324	2,426	4.4

	2004	2005	Percent Change
Sixth Circuit	14,455	14,416	-0.3
Frederick	3,322	3,302	-0.6
Montgomery	11,133	11,114	-0.2

	2004	2005	Percent Change
Seventh Circuit	22,567	22,000	-2.5
Calvert	2,338	2,869	22.7
Charles	3,033	3,114	2.7
Prince George's	14,993	13,995	-6.7
St. Mary's	2,203	2,022	-8.2

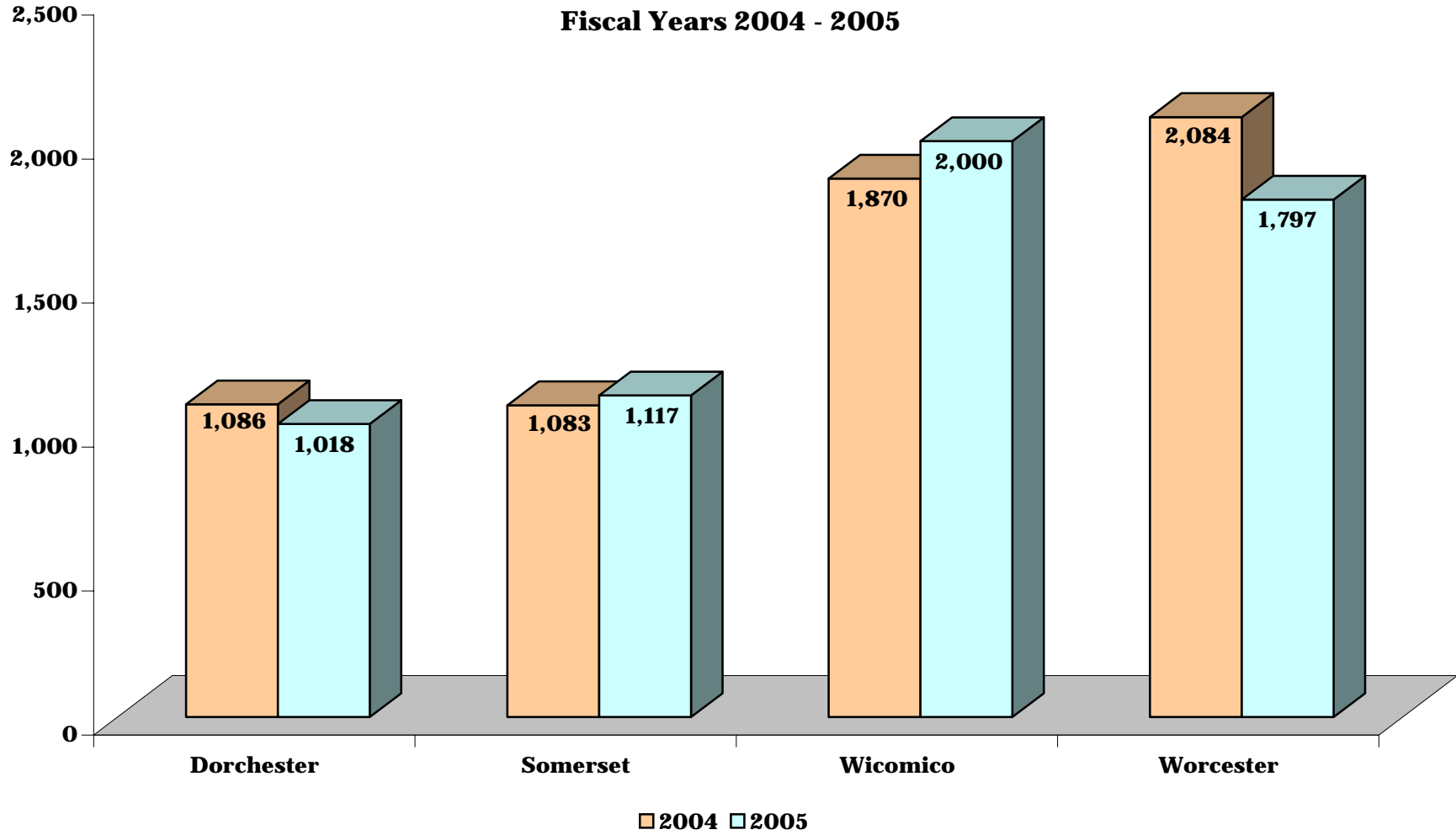
	2004	2005	Percent Change
Eighth Circuit	11,923	11,384	-4.5
Baltimore City	11,923	11,384	-4.5

	2004	2005	Percent Change
STATE TOTALS	92,627	91,696	1.2

**CHART CC-3.2.1
CIRCUIT COURT**

**1st CIRCUIT
CIVIL-FAMILY FILINGS**

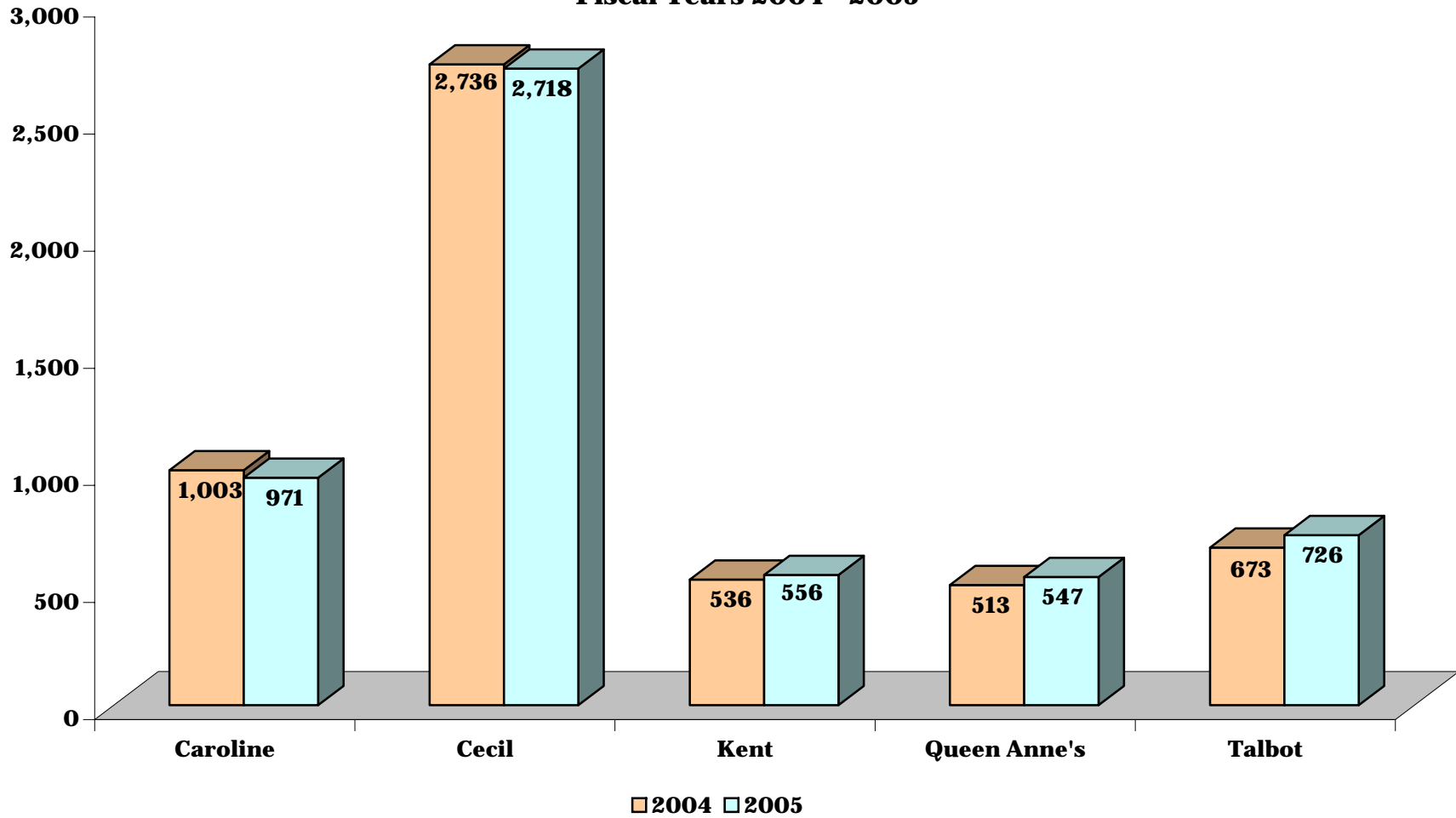
Fiscal Years 2004 - 2005



**CHART CC-3.2.2
CIRCUIT COURT**

**2nd CIRCUIT
CIVIL-FAMILY FILINGS**

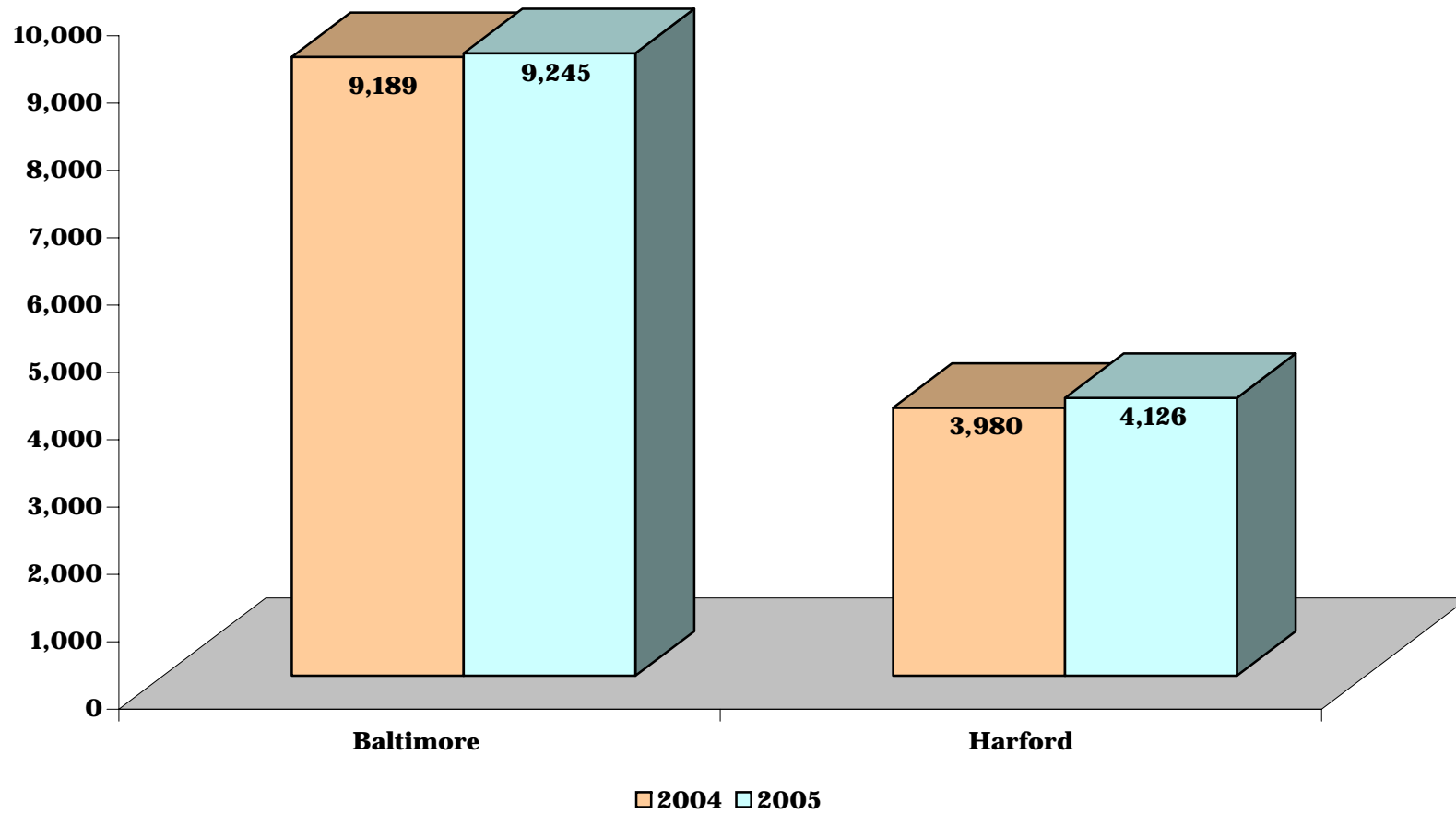
Fiscal Years 2004 - 2005



**CHART CC-3.2.3
CIRCUIT COURT**

**3rd CIRCUIT
CIVIL-FAMILY FILINGS**

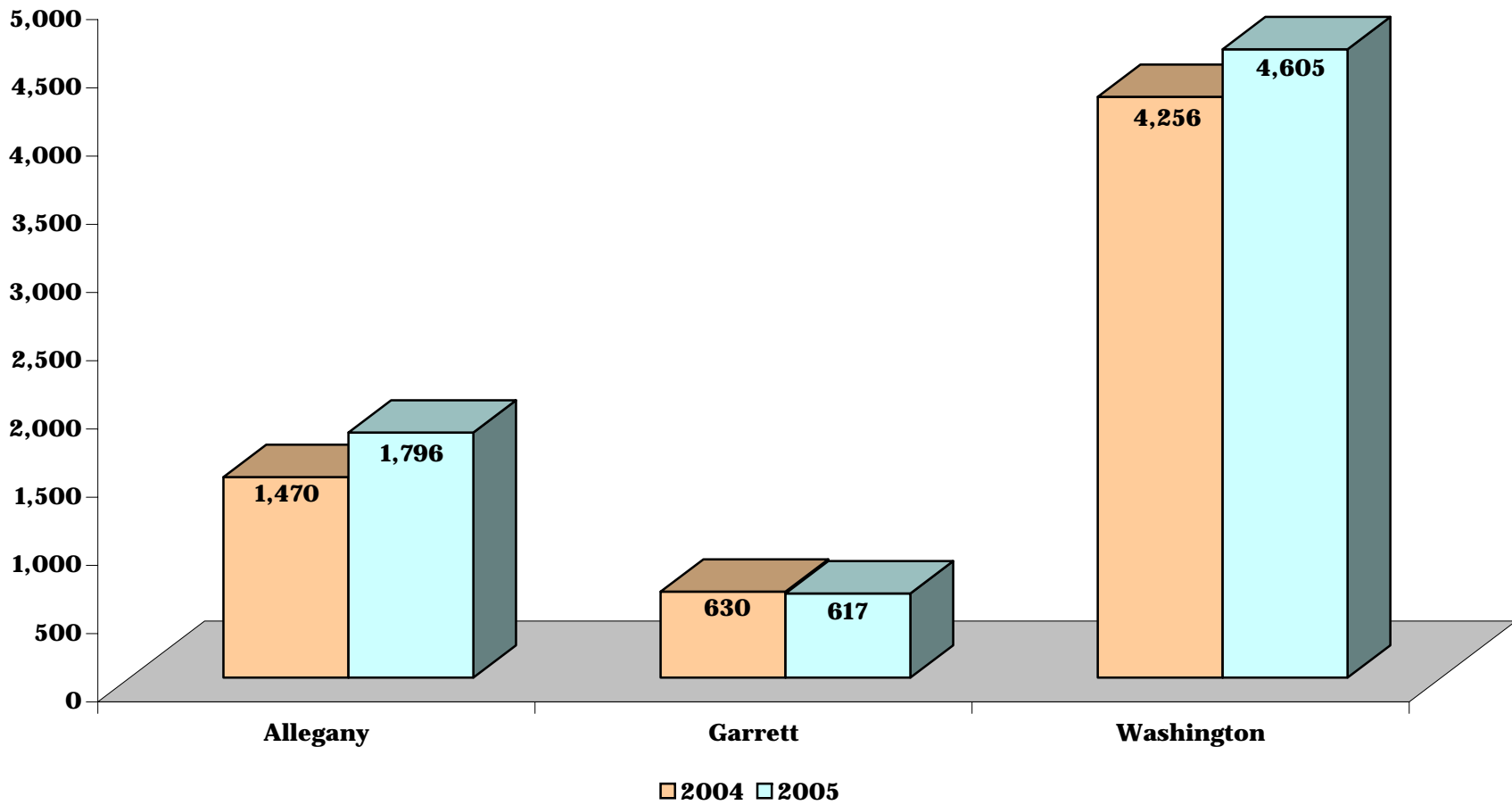
Fiscal Years 2004 - 2005



**CHART CC-3.2.4
CIRCUIT COURT**

**4th CIRCUIT
CIVIL-FAMILY FILINGS**

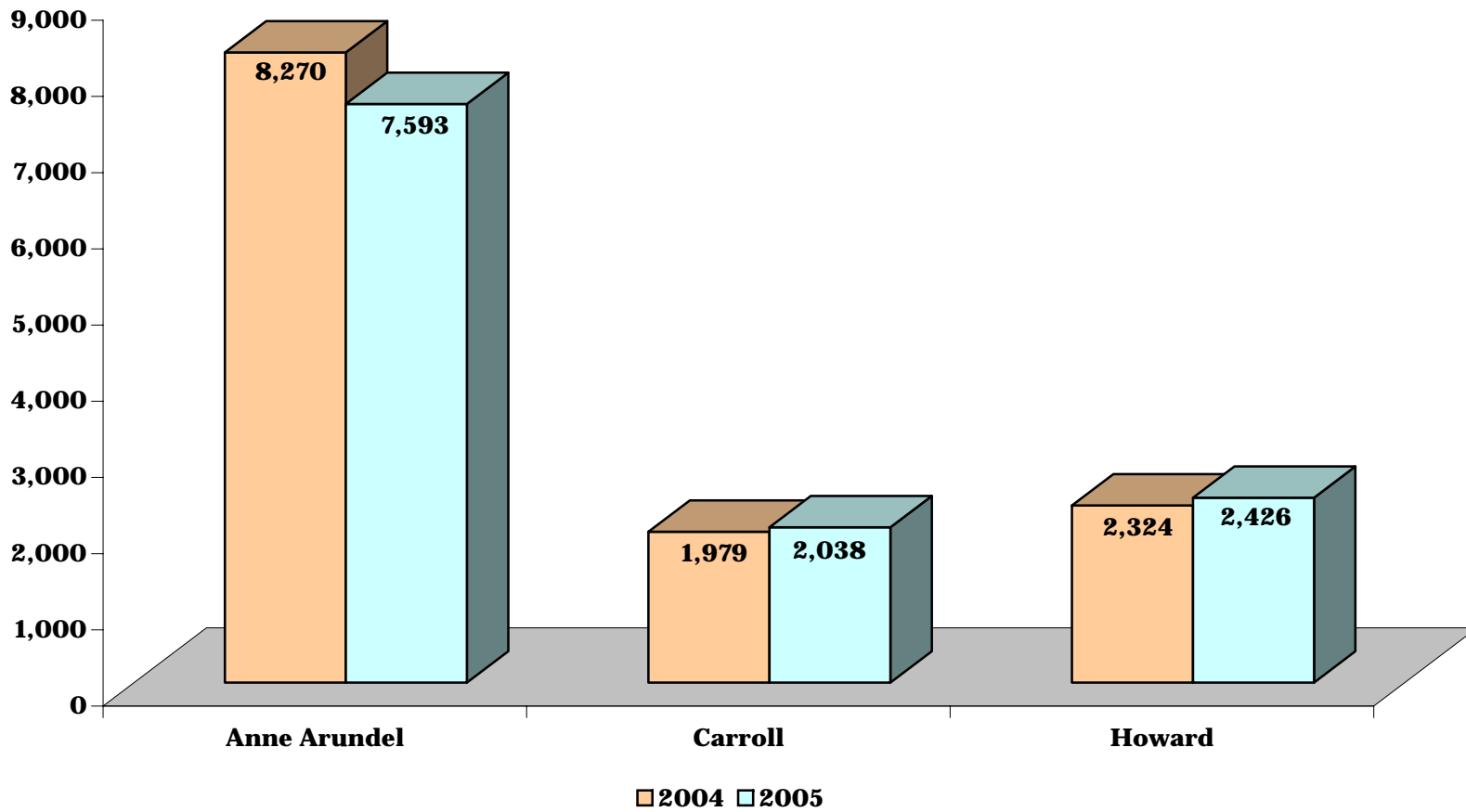
Fiscal Years 2004 - 2005



**CHART CC-3.2.5
CIRCUIT COURT**

**5th CIRCUIT
CIVIL-FAMILY FILINGS**

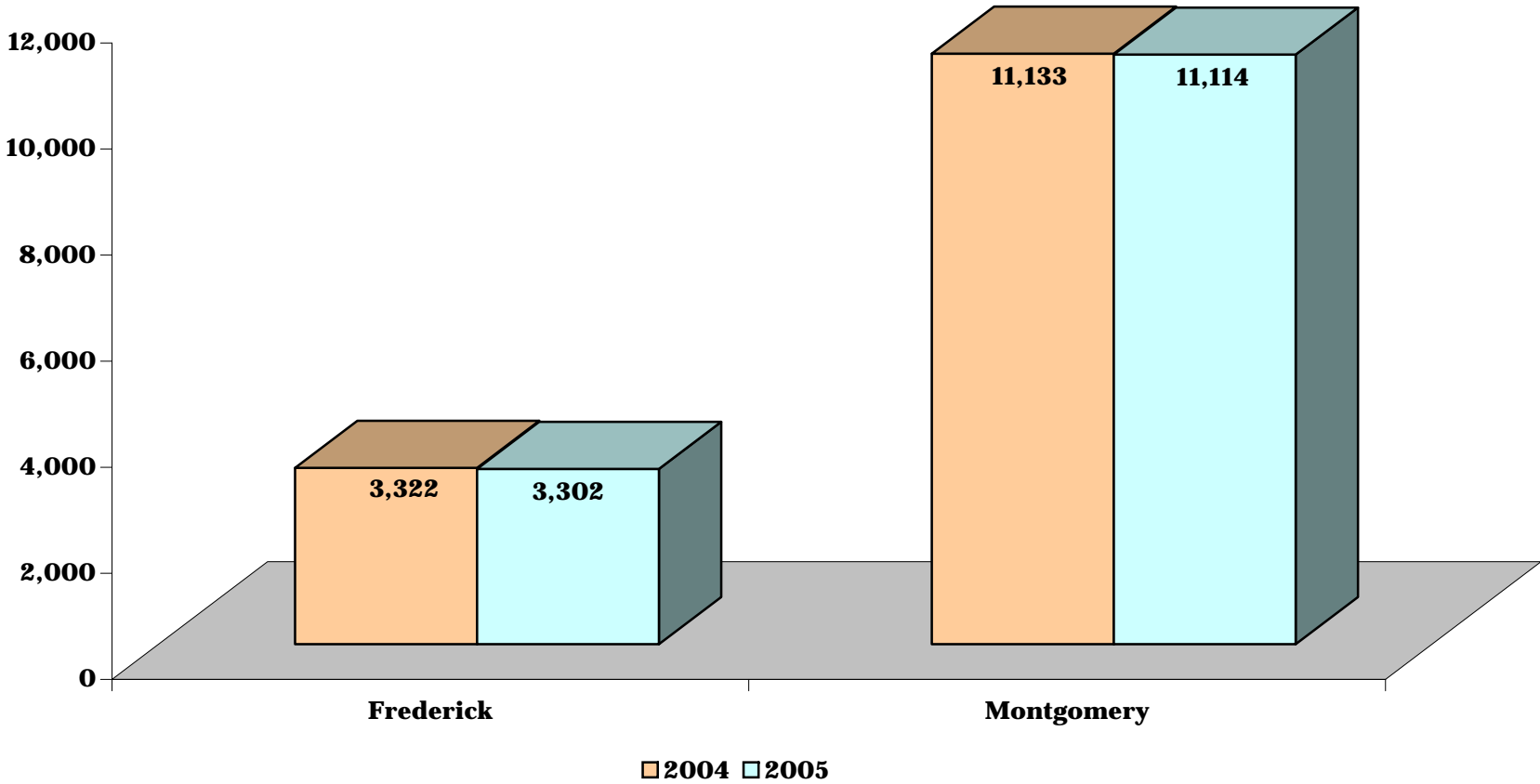
Fiscal Years 2004 - 2005



**CHART CC-3.2.6
CIRCUIT COURT**

**6th CIRCUIT
CIVIL-FAMILY FILINGS**

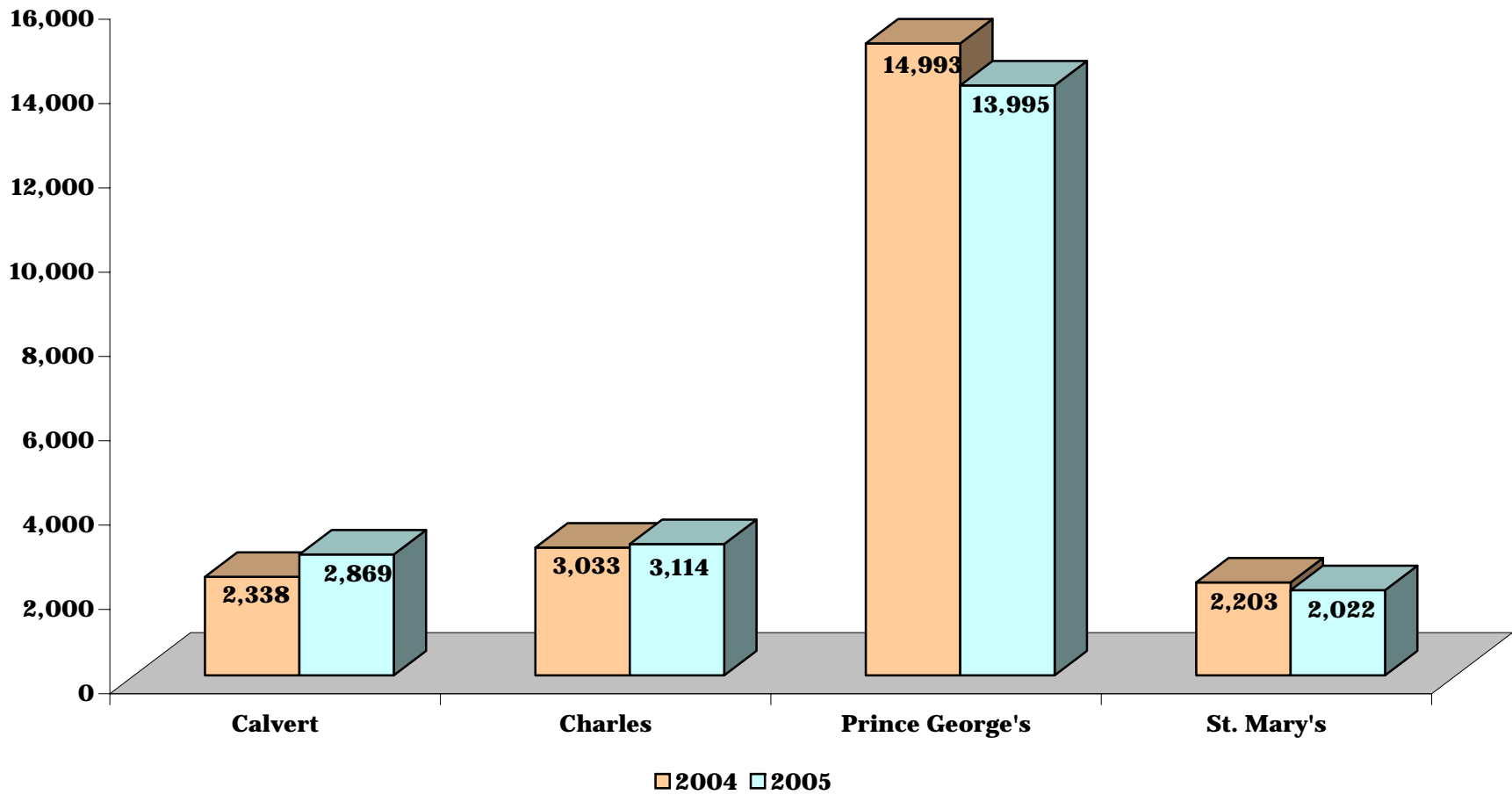
Fiscal Years 2004 - 2005



**CHART CC-3.2.7
CIRCUIT COURT**

**7th CIRCUIT
CIVIL-FAMILY FILINGS**

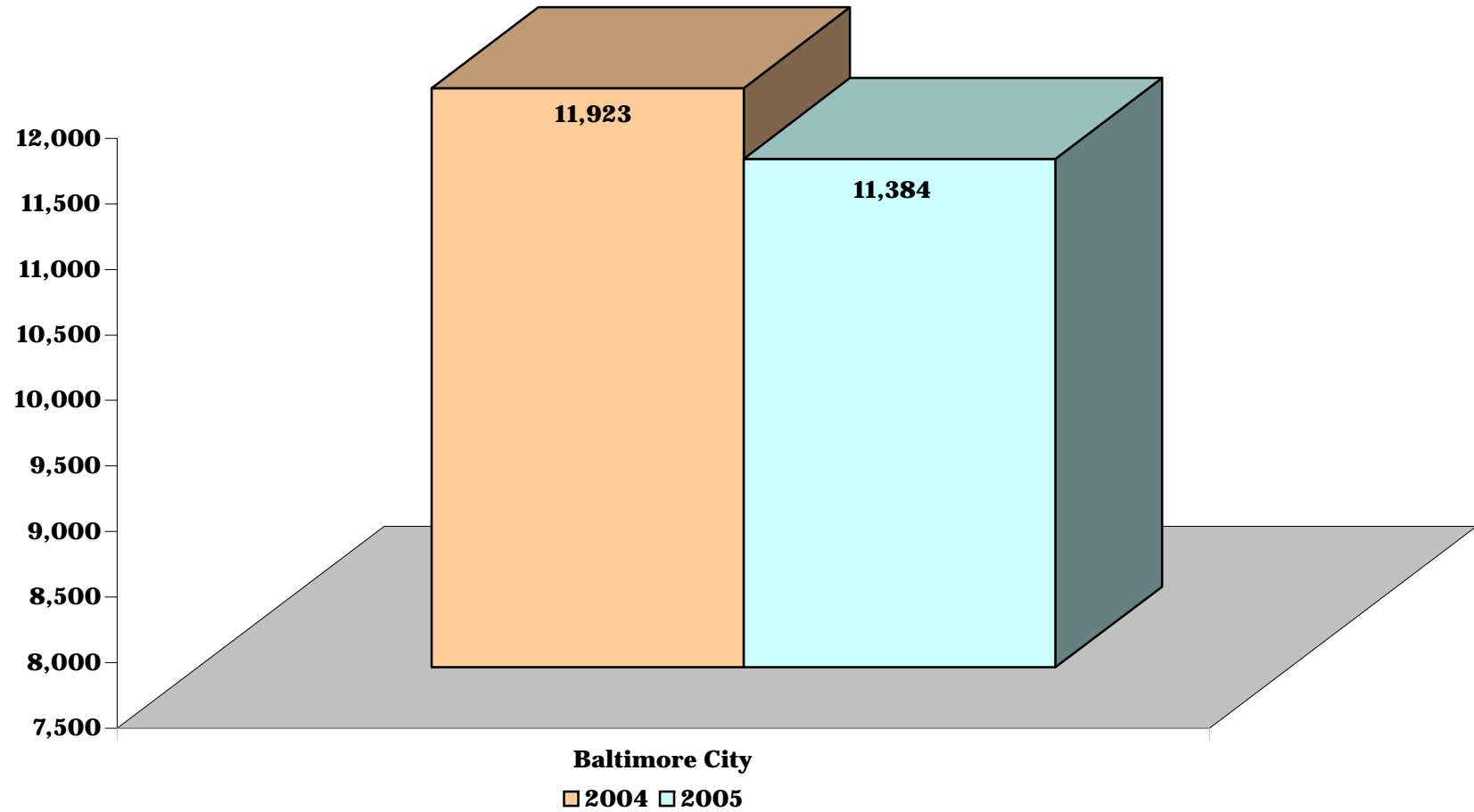
Fiscal Years 2004 - 2005



**CHART CC-3.2.8
CIRCUIT COURT**

**8th CIRCUIT
CIVIL-FAMILY FILINGS**

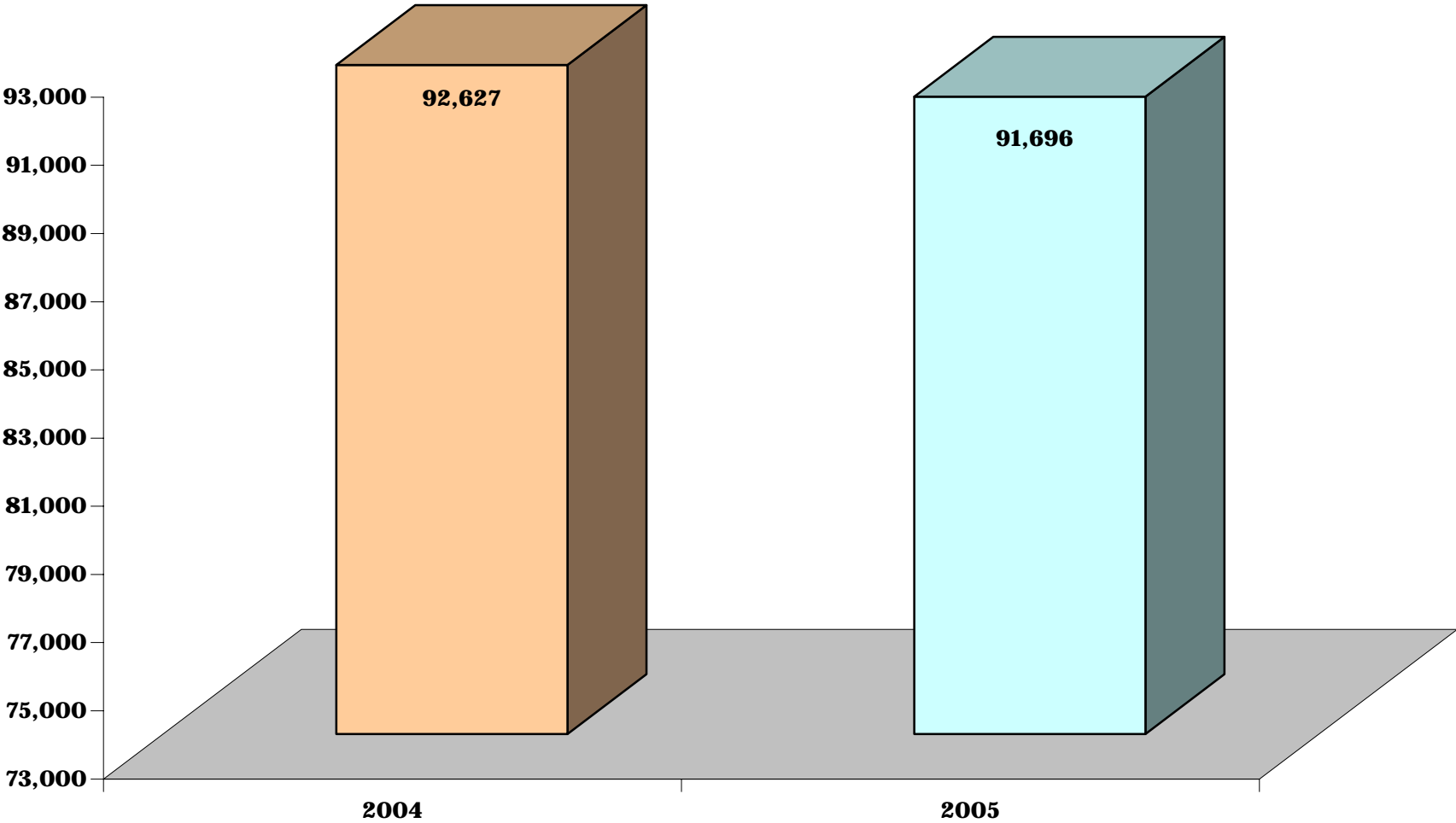
Fiscal Years 2004 - 2005



**CHART CC-3.2.9
CIRCUIT COURT**

**STATE TOTALS
CIVIL-FAMILY FILINGS**

Fiscal Years 2004 - 2005



**TABLE CC-3.3
CIRCUIT COURT**

**JUVENILE:
COMPARATIVE FILINGS IN THE CIRCUIT COURTS
Fiscal Years 2004 - 2005**

	2004	2005	Percent Change
First Circuit	1,113	1,247	12.0
Dorchester	148	223	50.7
Somerset	132	108	-18.2
Wicomico	495	623	25.9
Worcester	338	293	-13.3

	2004	2005	Percent Change
Second Circuit	1,147	1,305	13.8
Caroline	207	214	3.4
Cecil	466	439	-5.8
Kent	82	127	54.9
Queen Anne's	140	211	50.7
Talbot	252	314	24.6

	2004	2005	Percent Change
Third Circuit	5,299	5,128	-3.2
Baltimore	4,389	4,244	-3.3
Harford	910	884	-2.9

	2004	2005	Percent Change
Fourth Circuit	1,717	1,900	10.6
Allegany	445	333	-25.2
Garrett	78	93	19.2
Washington	1,194	1,474	23.5

JUVENILE COMPARATIVE FILINGS, page 2

	2004	2005	Percent Change
Fifth Circuit	4,418	4,524	2.4
Anne Arundel	2,579	2,510	-2.7
Carroll	937	1,059	13.0
Howard	902	955	5.9

	2004	2005	Percent Change
Sixth Circuit	7,073	5,290	-25.2
Frederick	1,192	954	-10.0
Montgomery	5,881	4,336	-26.3

	2004	2005	Percent Change
Seventh Circuit	5,649	5,100	-9.7
Calvert	673	688	2.2
Charles	1,525	1,305	-14.4
Prince George's	2,980	2,578	-13.5
St. Mary's	471	529	12.3

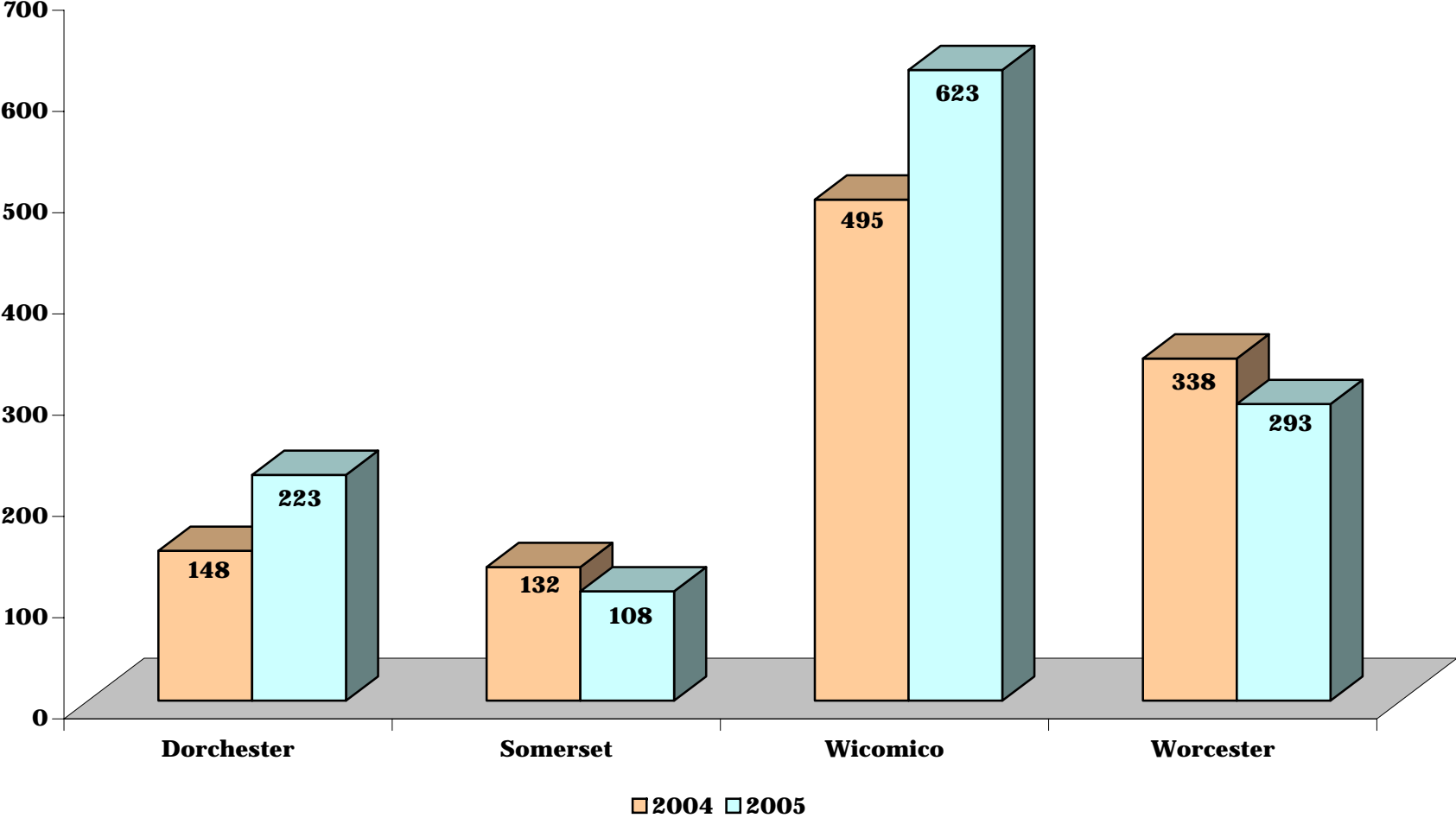
	2004	2005	Percent Change
Eighth Circuit	10,202	9,800	-3.9
Baltimore City	10,202	9,800	-3.9

	2004	2005	Percent Change
STATE TOTALS	36,618	34,294	-6.3

**CHART CC-3.3.1
CIRCUIT COURT**

**1st CIRCUIT
JUVENILE FILINGS**

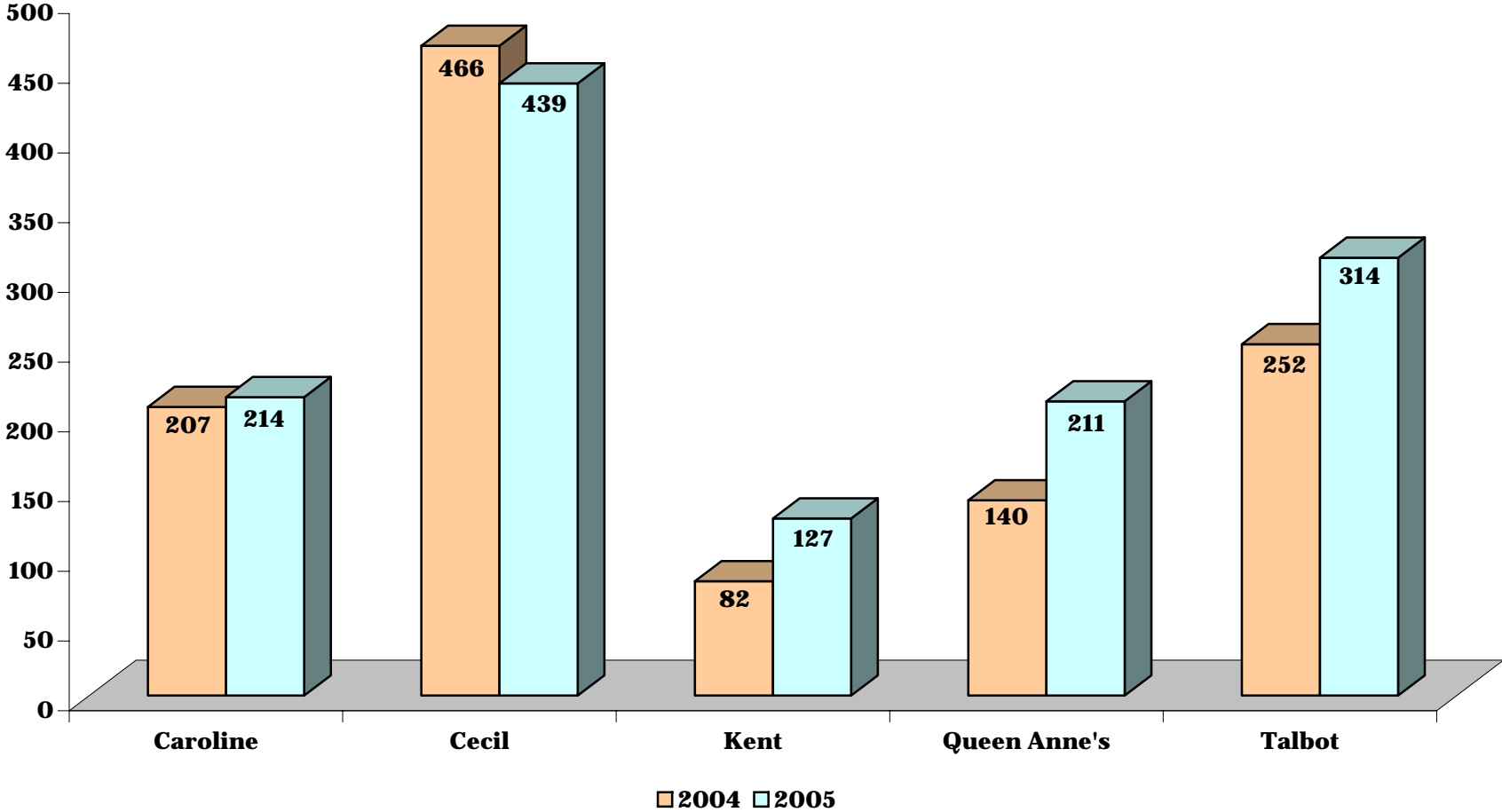
Fiscal Years 2004 - 2005



**CHART CC-3.3.2
CIRCUIT COURT**

**2nd CIRCUIT
JUVENILE FILINGS**

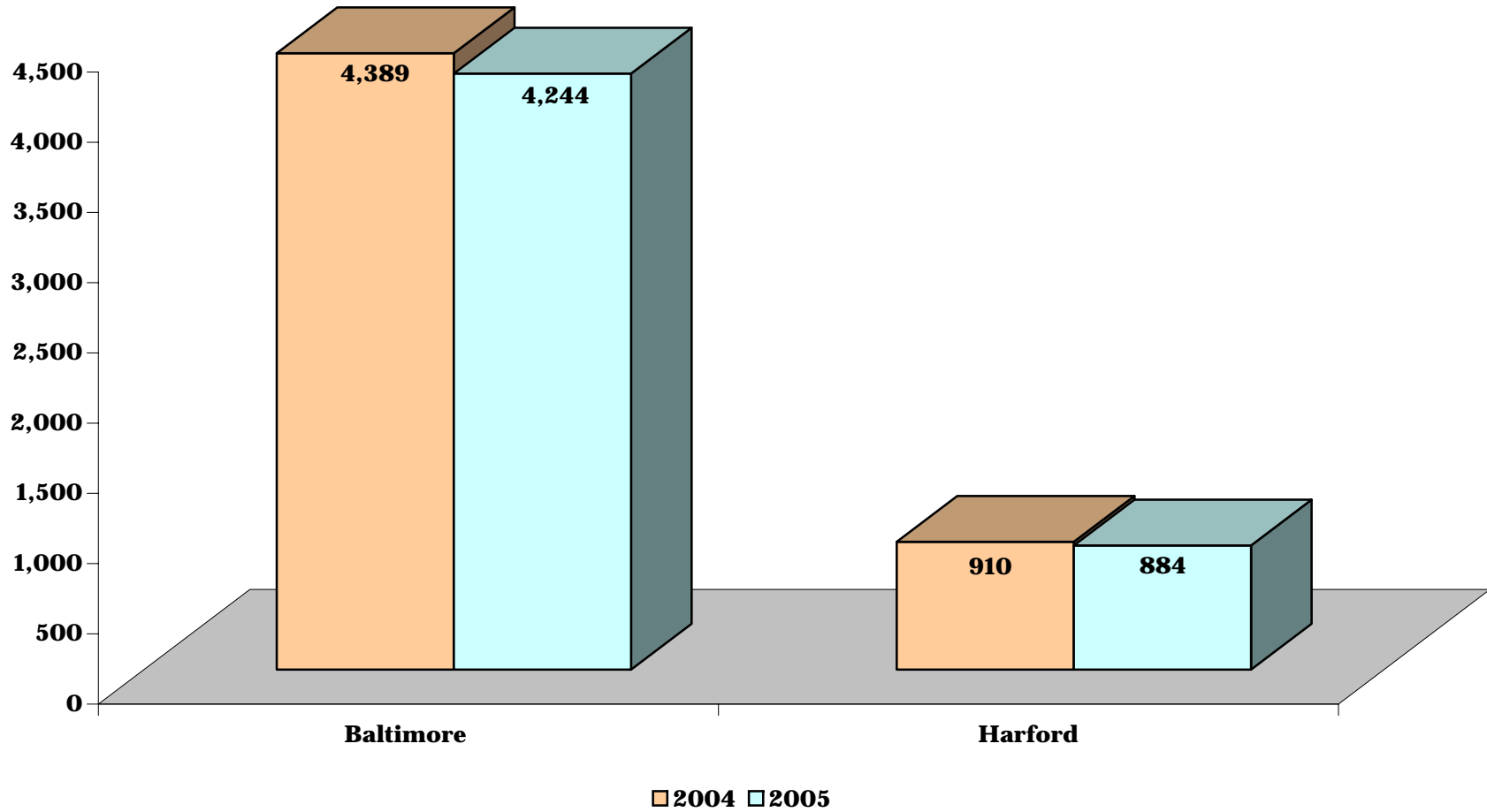
Fiscal Years 2004 - 2005



**CHART CC-3.3.3
CIRCUIT COURT**

**3rd CIRCUIT
JUVENILE FILINGS**

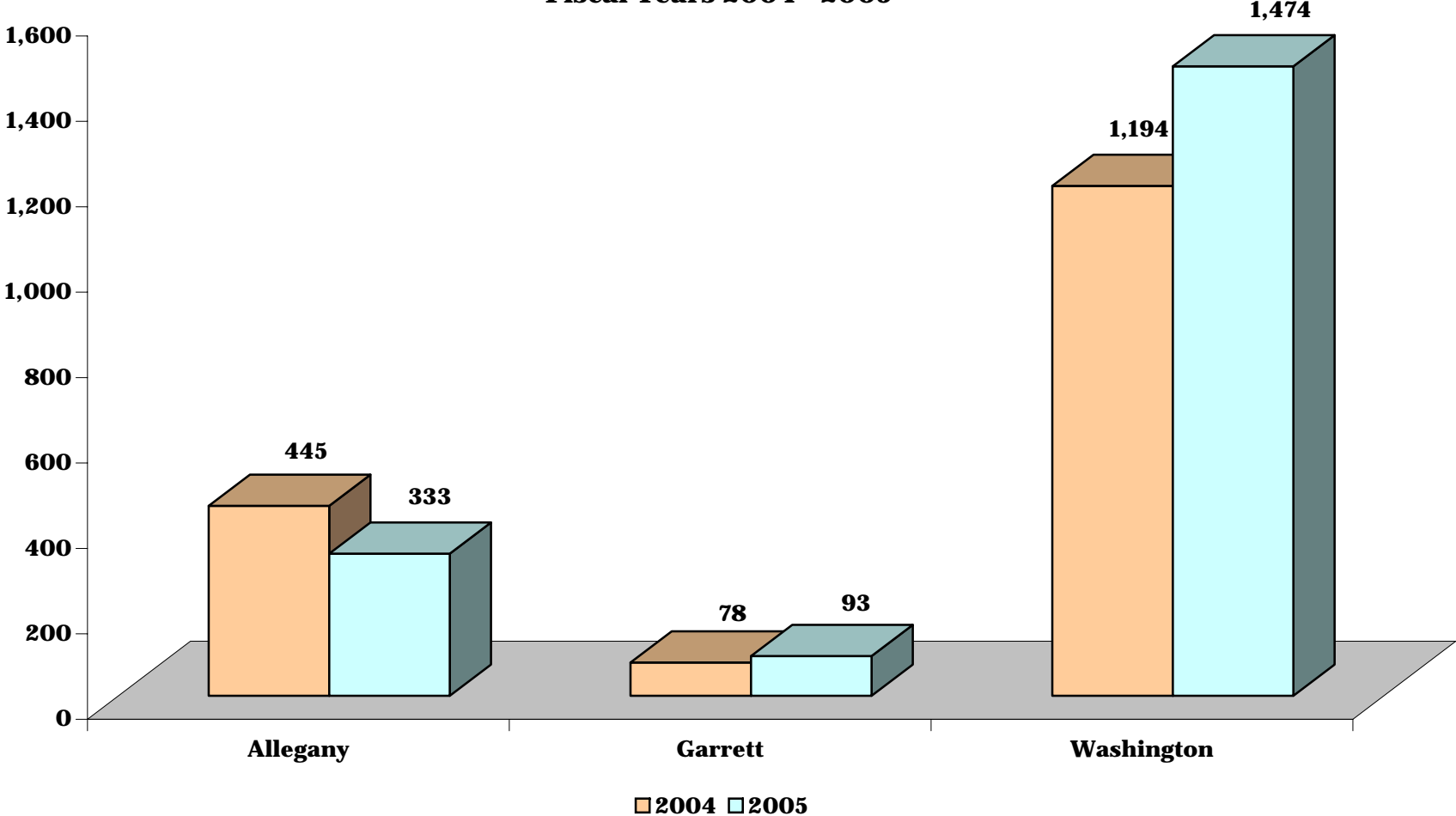
Fiscal Years 2004 - 2005



**CHART CC-3.3.4
CIRCUIT COURT**

**4th CIRCUIT
JUVENILE FILINGS**

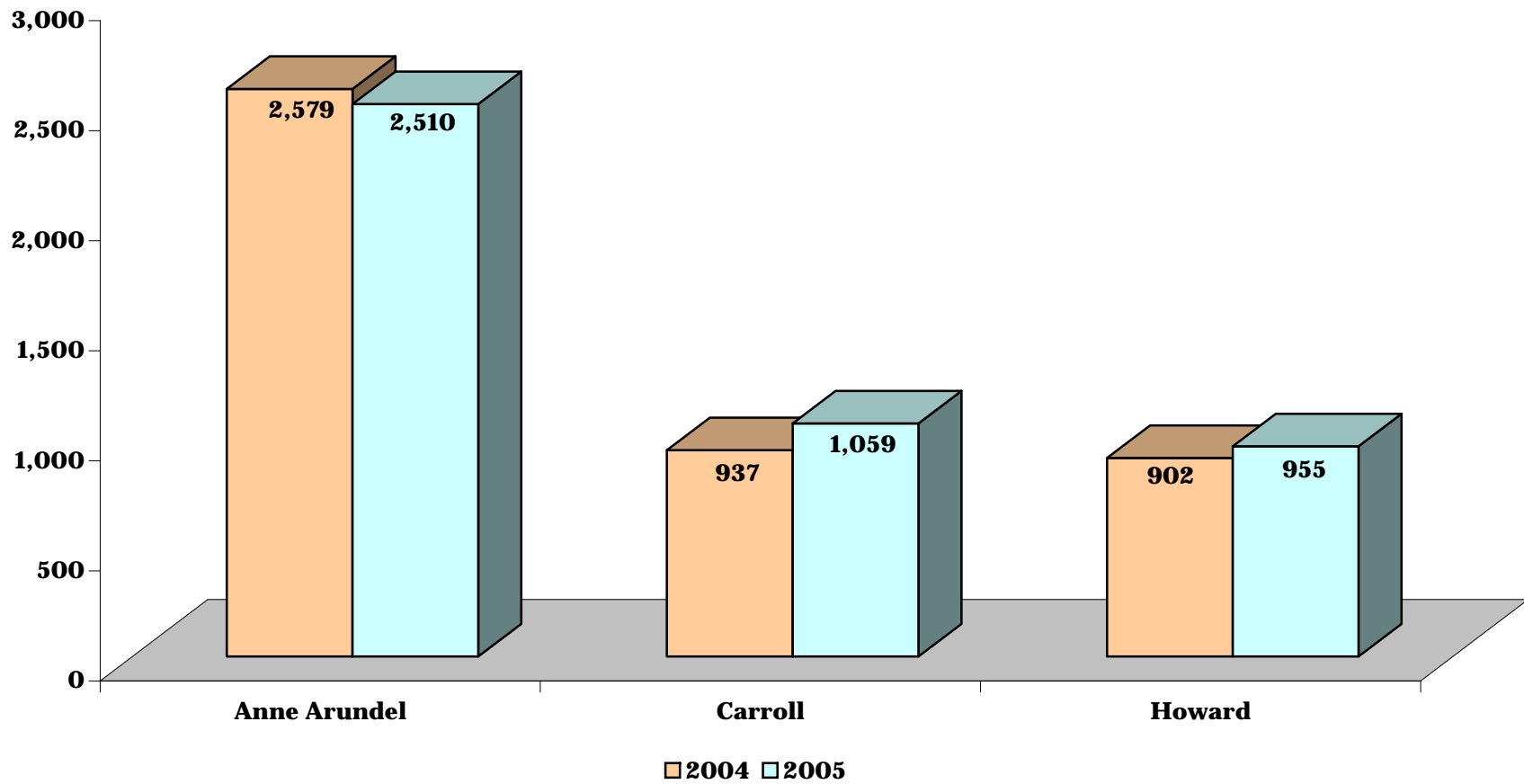
Fiscal Years 2004 - 2005



**CHART CC-3.3.5
CIRCUIT COURT**

**5th CIRCUIT
JUVENILE FILINGS**

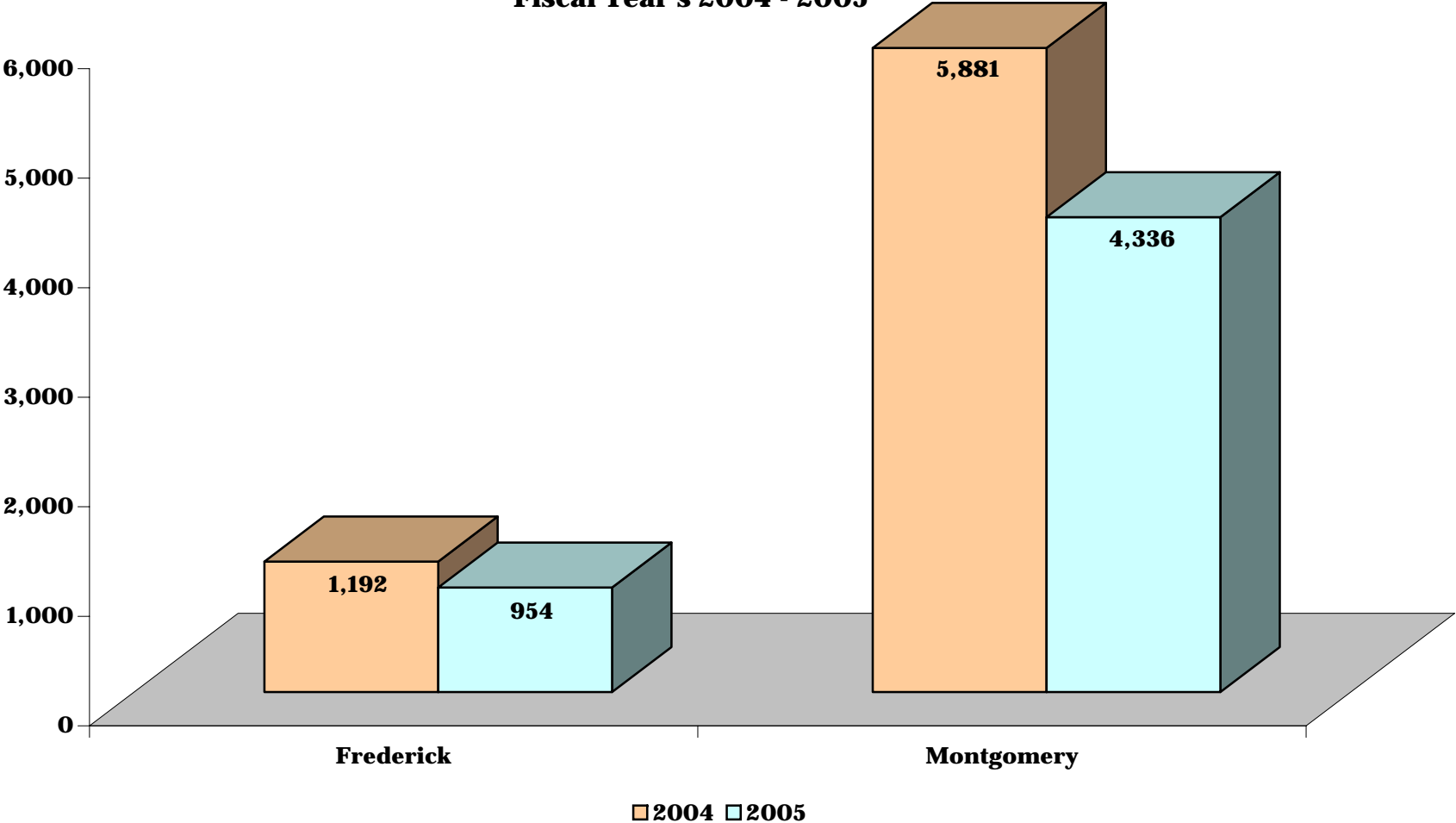
Fiscal Years 2004 - 2005



**CHART CC-3.3.6
CIRCUIT COURT**

**6th CIRCUIT
JUVENILE FILINGS**

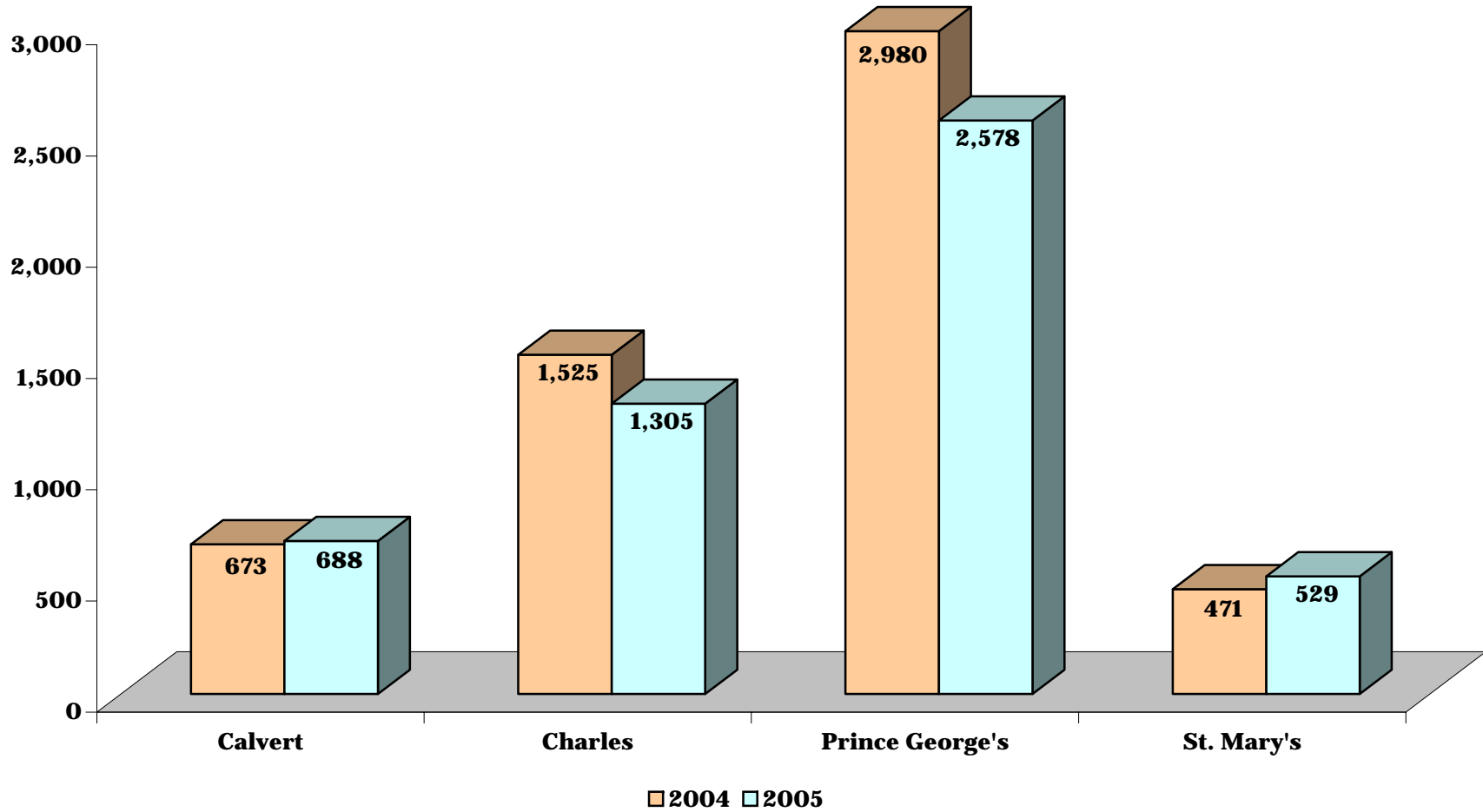
Fiscal Year s 2004 - 2005



**CHART CC-3.3.7
CIRCUIT COURT**

**7th CIRCUIT
JUVENILE FILINGS**


Fiscal Year s 2004 - 2005



**CHART CC-3.3.8
CIRCUIT COURT**

**8th CIRCUIT
JUVENILE FILINGS**

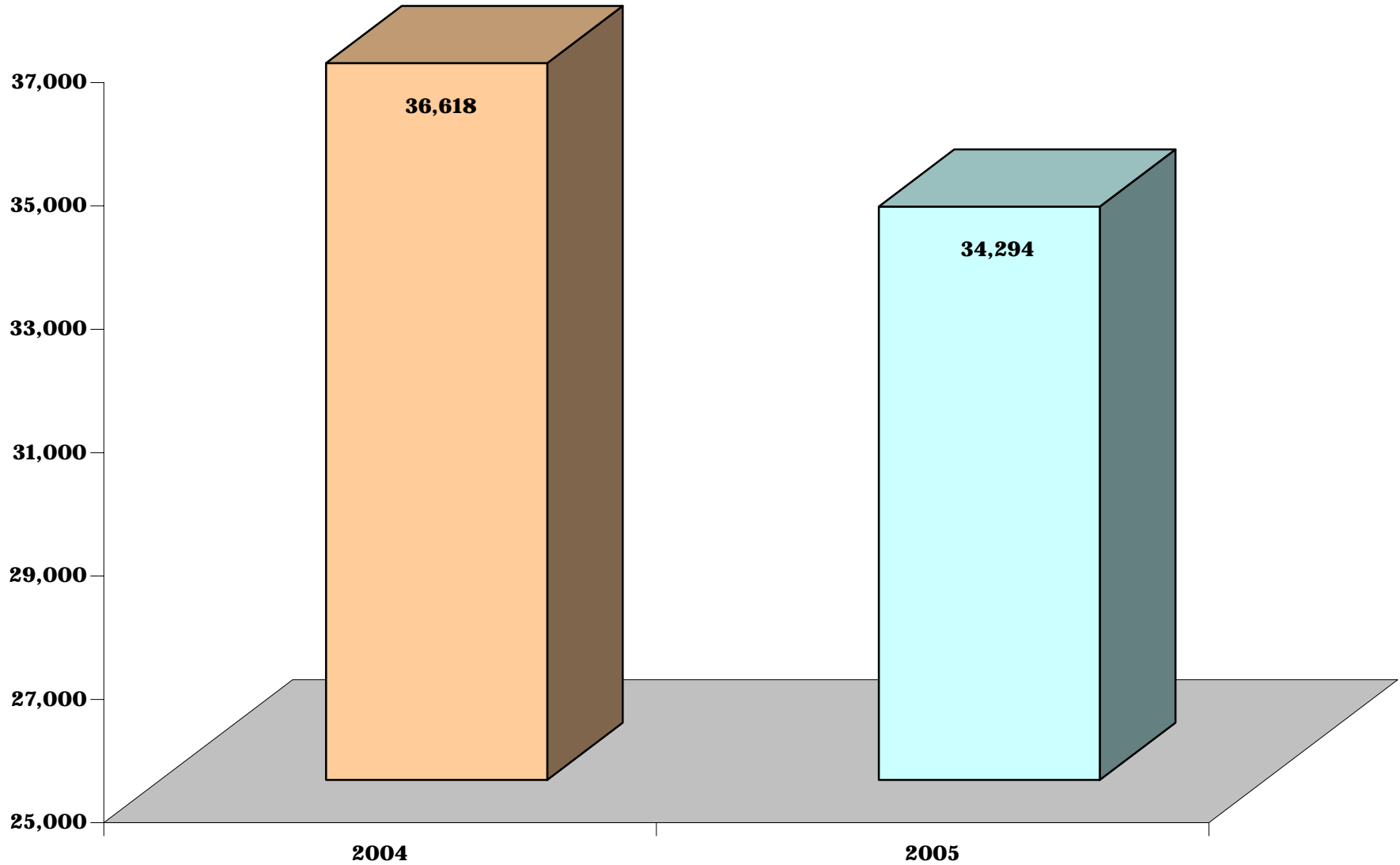
Fiscal Year s 2004 - 2005



**CHART CC-3.3.9
CIRCUIT COURT**

**STATE TOTALS
JUVENILE FILINGS**

Fiscal Years 2004 - 2005



**TABLE CC-3.4
CIRCUIT COURT**

**CRIMINAL:
COMPARATIVE FILINGS IN THE CIRCUIT COURTS
Fiscal Years 2004 - 2005**

	2004	2005	Percent Change
First Circuit	5,245	5,055	-3.6
Dorchester	599	581	-3.0
Somerset	341	387	13.5
Wicomico	2,810	2,528	-10.0
Worcester	1,495	1,559	4.3

	2004	2005	Percent Change
Second Circuit	3,694	3,752	1.6
Caroline	370	256	-30.8
Cecil	2,285	2,241	-1.9
Kent	312	357	14.4
Queen Anne's	337	483	43.3
Talbot	390	415	6.4

	2004	2005	Percent Change
Third Circuit	9,017	9,640	6.9
Baltimore	6,334	6,599	4.2
Harford	2,683	3,041	13.3

	2004	2005	Percent Change
Fourth Circuit	3,892	3,585	-7.9
Allegany	743	616	-17.1
Garrett	167	211	26.3
Washington	2,982	2,758	-7.5

CRIMINAL COMPARATIVE FILINGS, page 2

	2004	2005	Percent Change
Fifth Circuit	10,817	10,942	1.2
Anne Arundel	6,389	6,744	5.6
Carroll	2,414	2,306	-4.5
Howard	2,014	1,892	-6.1

	2004	2005	Percent Change
Sixth Circuit	7,384	7,610	3.1
Frederick	2,338	2,535	8.4
Montgomery	5,046	5,075	0.6

	2004	2005	Percent Change
Seventh Circuit	11,084	13,389	21.0
Calvert	502	626	24.7
Charles	1,804	1,820	0.9
Prince George's	8,080	10,096	25.0
St. Mary's	698	847	21.3

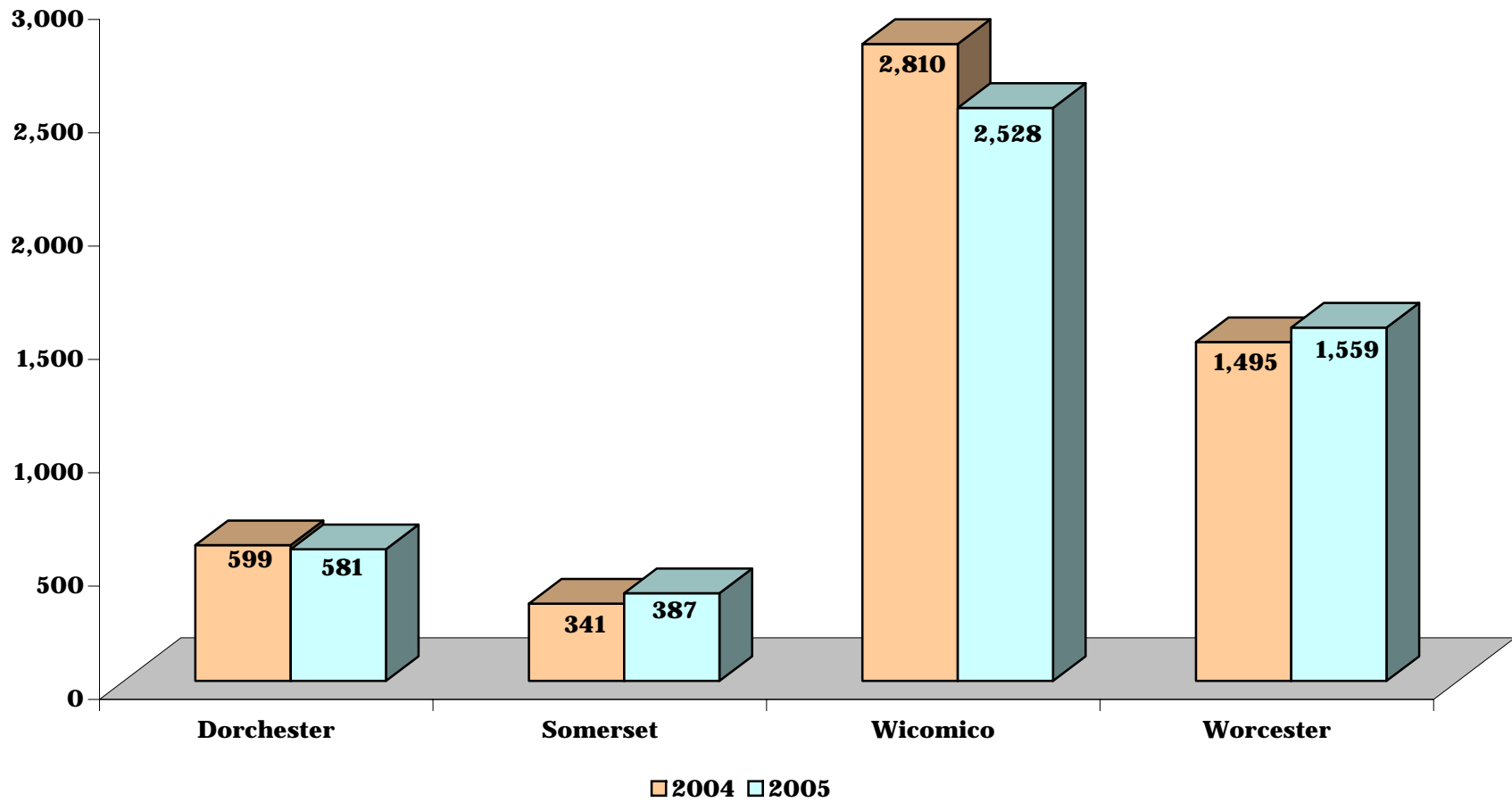
	2004	2005	Percent Change
Eighth Circuit	27,189	25,790	-5.1
Baltimore City	27,189	25,790	-5.1

	2004	2005	Percent Change
STATE TOTALS	78,322	79,763	1.8

**CHART CC-3.4.1
CIRCUIT COURT**

**1st CIRCUIT
CRIMINAL FILINGS**

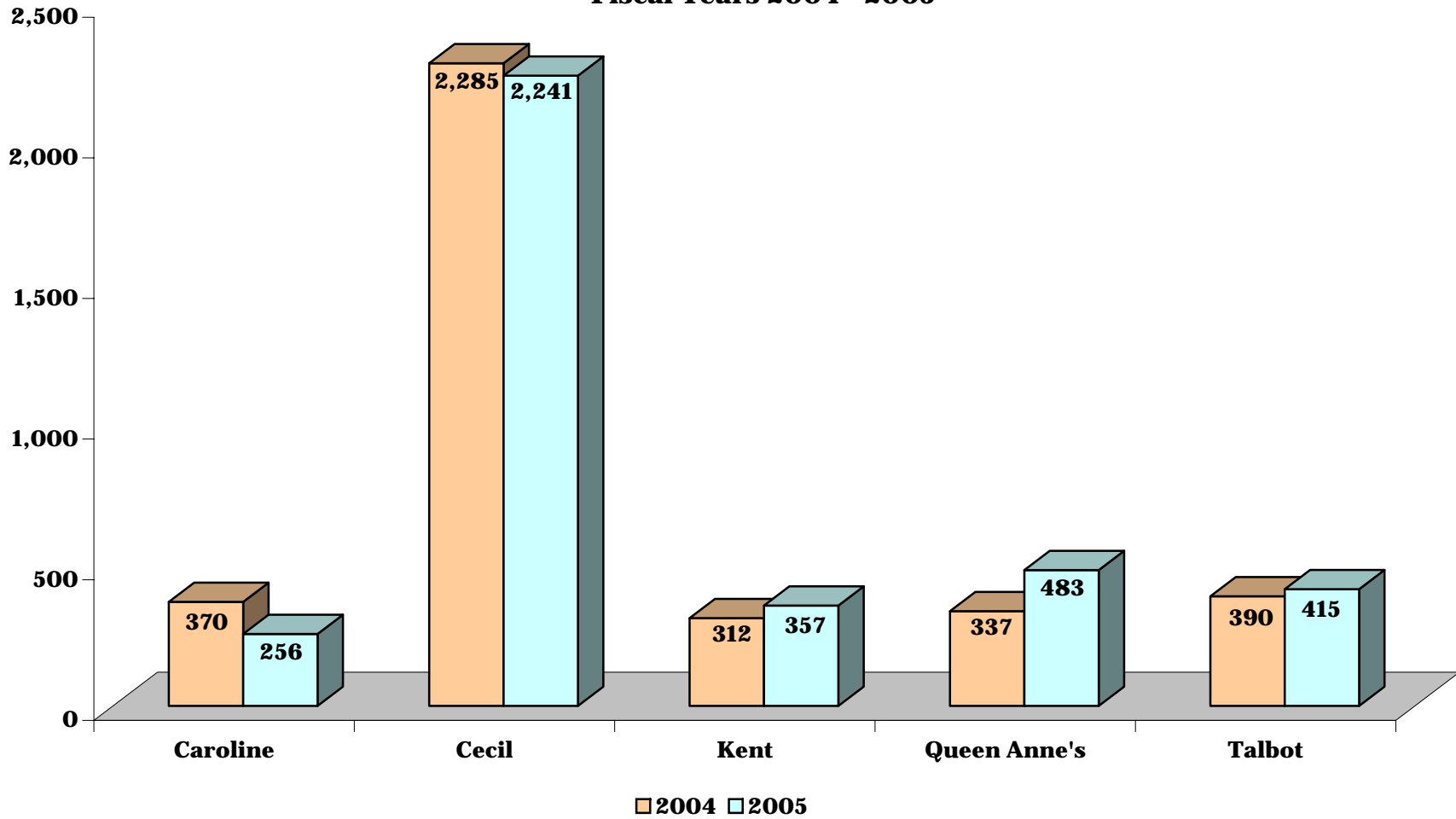
Fiscal Years 2004 - 2005



**CHART CC-3.4.2
CIRCUIT COURT**

**2nd CIRCUIT
CRIMINAL FILINGS**

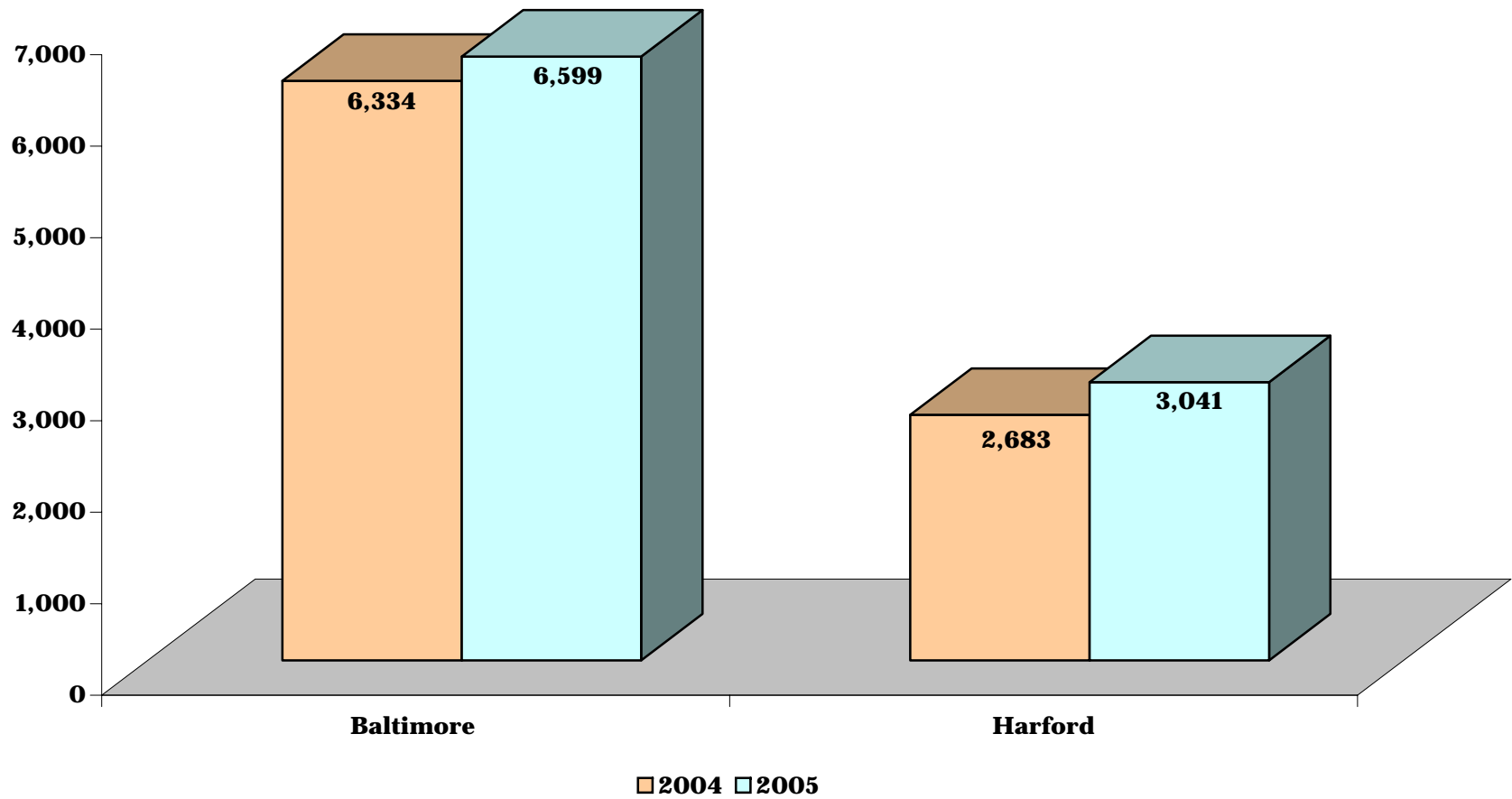
Fiscal Years 2004 - 2005



**CHART CC-3.4.3
CIRCUIT COURT**

**3rd CIRCUIT
CRIMINAL FILINGS**

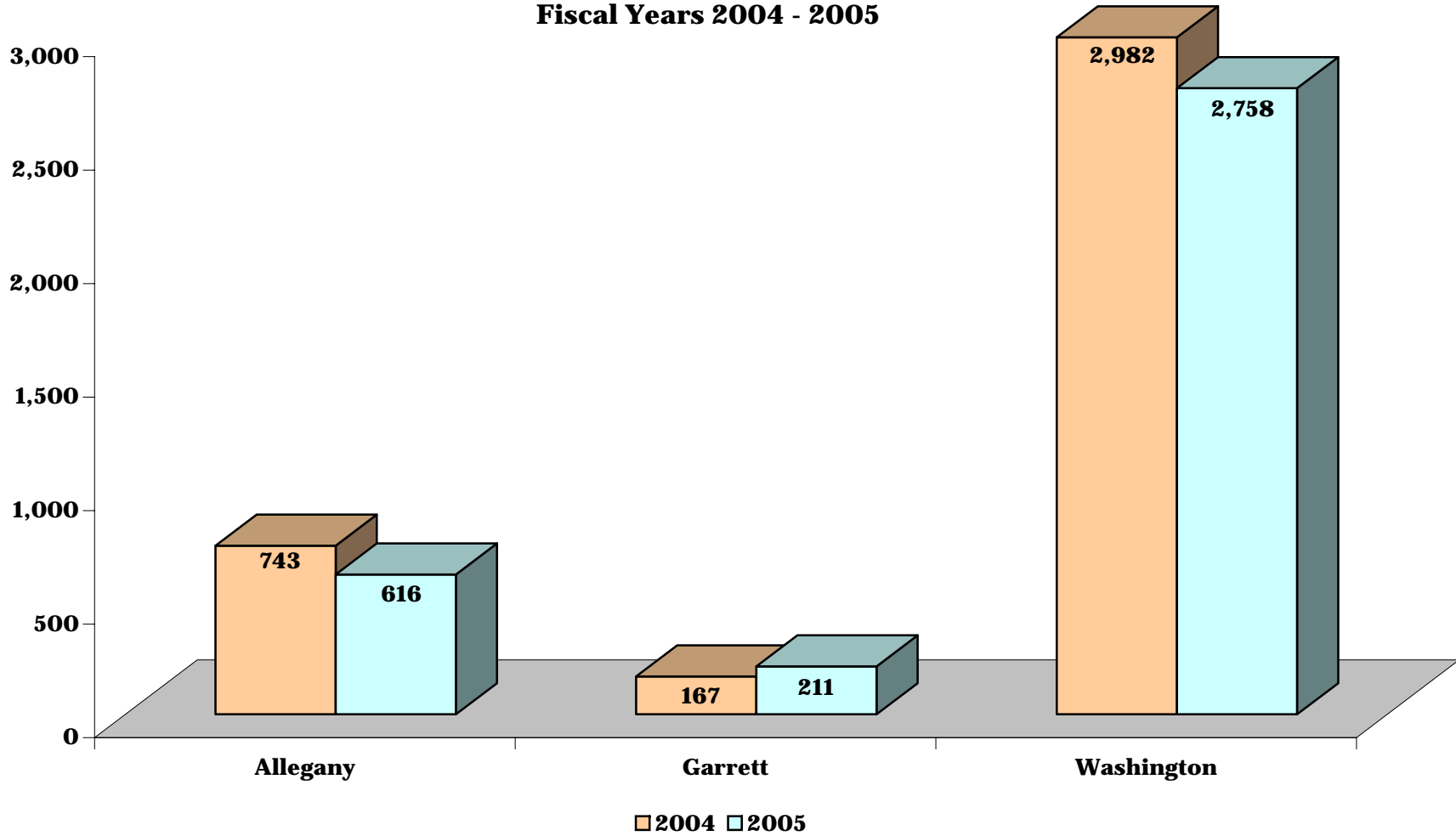
Fiscal Years 2004 - 2005



**CHART CC-3.4.4
CIRCUIT COURT**

**4th CIRCUIT
CRIMINAL FILINGS**

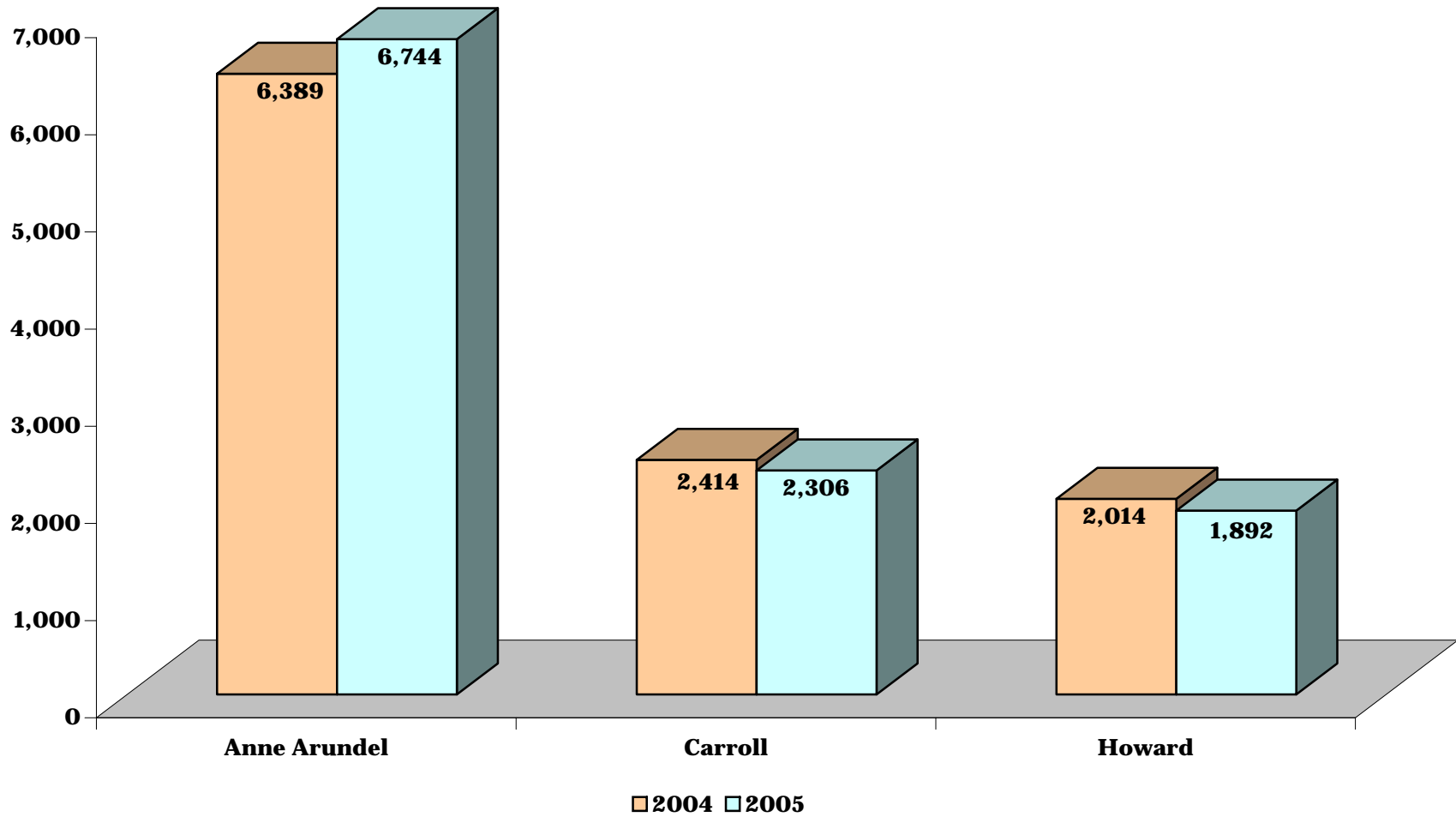
Fiscal Years 2004 - 2005



**CHART CC-3.4.5
CIRCUIT COURT**

**5th CIRCUIT
CRIMINAL FILINGS**

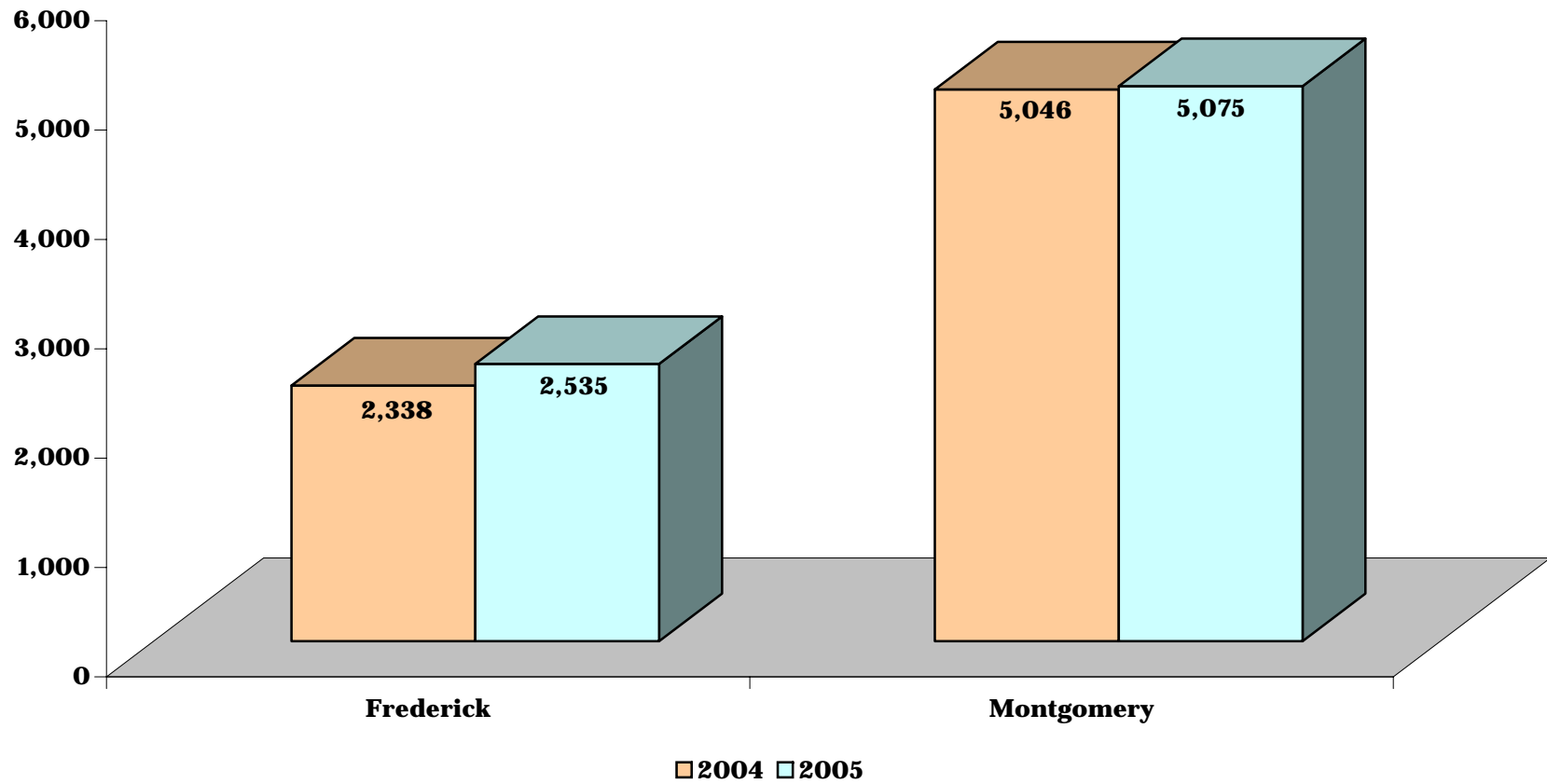
Fiscal Years 2004 - 2005



**CHART CC-3.4.6
CIRCUIT COURT**

**6th CIRCUIT
CRIMINAL FILINGS**

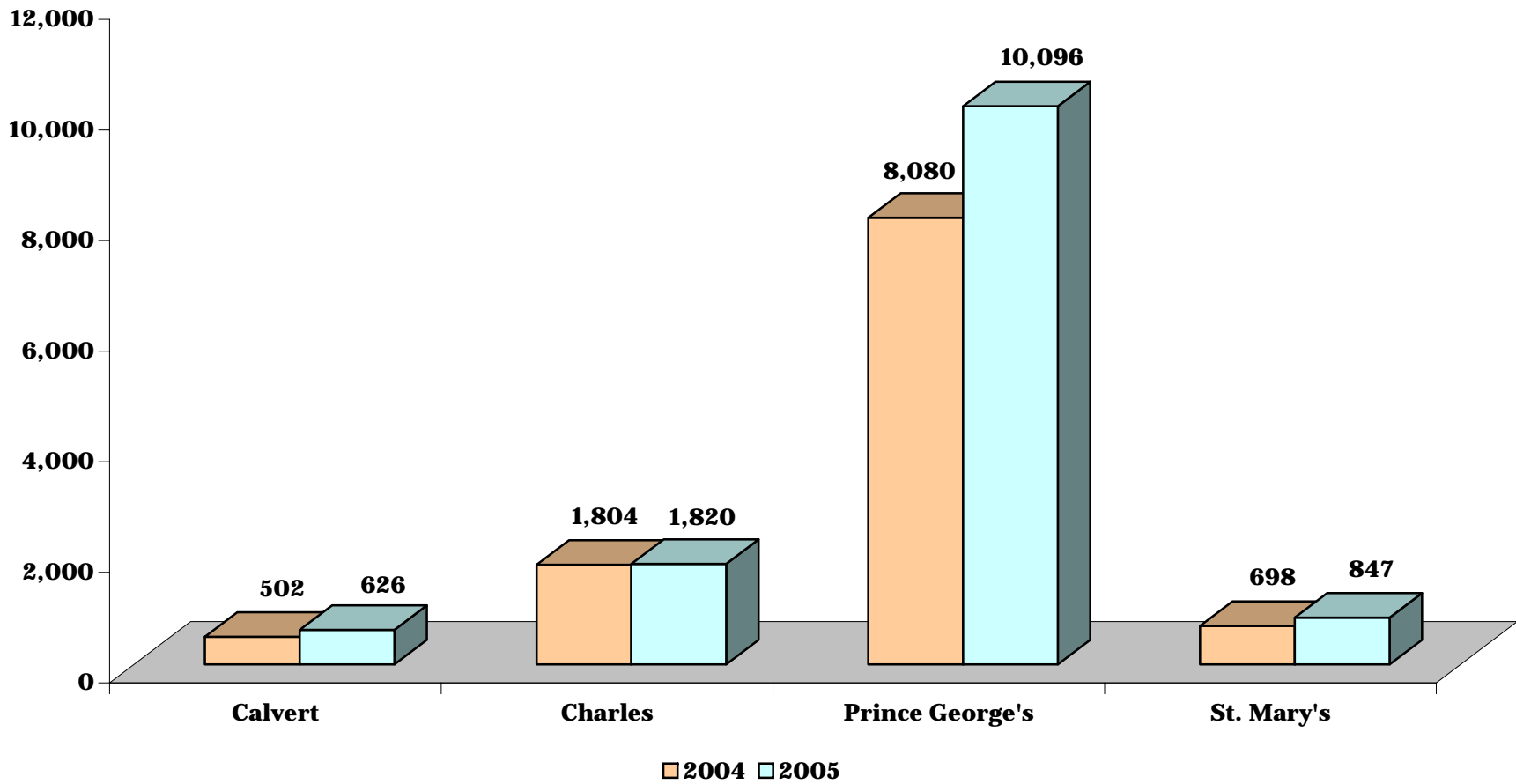
Fiscal Years 2004 - 2005



**CHART CC-3.4.7
CIRCUIT COURT**

**7th CIRCUIT
CRIMINAL FILINGS**

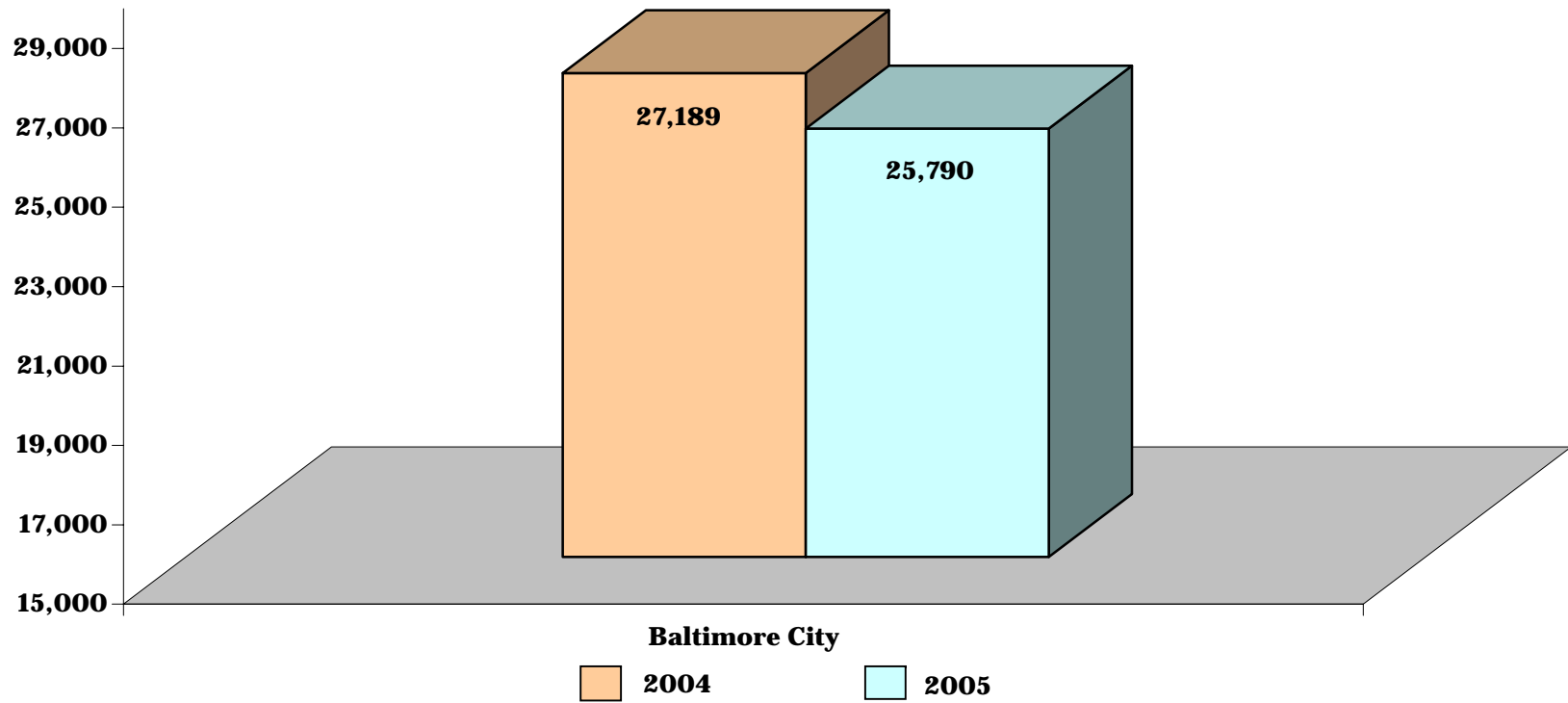
Fiscal Years 2004 - 2005



**CHART CC-3.4.8
CIRCUIT COURT**

**8th CIRCUIT
CRIMINAL FILINGS**

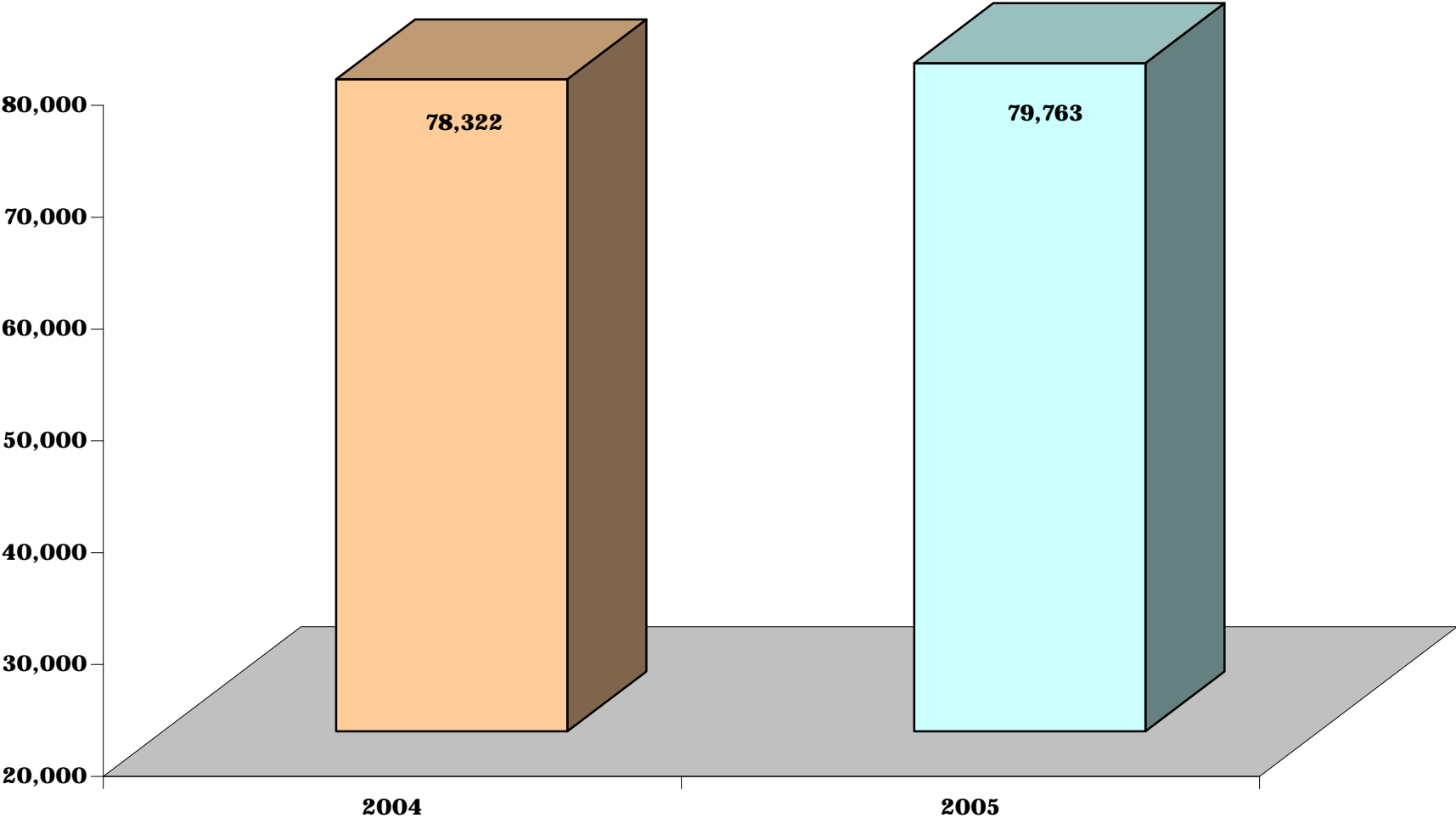
Fiscal Years 2004 - 2005



**CHART CC-3.4.9
CIRCUIT COURT**

**STATE TOTALS
CRIMINAL FILINGS**

Fiscal Years 2004 - 2005



**TABLE CC-4.1
CIRCUIT COURT**

**SMALL JURISDICTIONS:
CATEGORIES OF FILINGS**

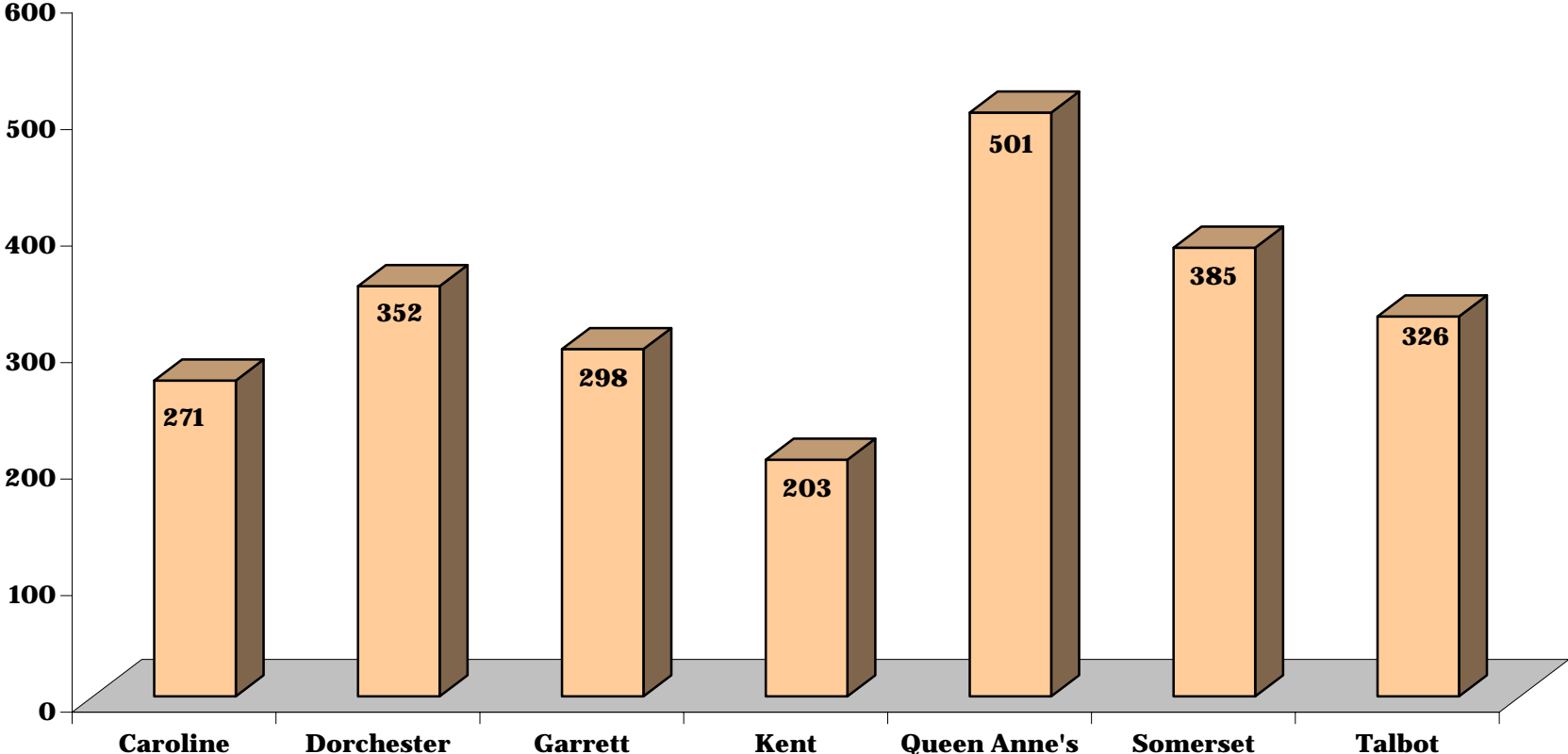
**Original and Reopened Cases
Fiscal Year 2005**

	Caroline	Dorchester	Garrett	Kent	Queen Anne's	Somerset	Talbot
Total Civil-General	271	352	298	203	501	385	326
Motor Tort	15	9	15	10	30	12	20
Other Tort	12	10	10	19	3	8	17
Contract	13	16	14	12	27	9	35
Condemnation	1	0	0	1	3	0	0
Cont'd Confessed Judgment	6	4	5	7	16	11	12
Other Law	16	28	13	18	47	38	24
<i>Appeals</i>							
District Court - On Record	1	2	2	1	4	3	5
District Court - De Novo	1	4	3	3	5	5	4
Administrative Agency	12	25	16	12	24	78	26
Other General	188	253	220	118	341	183	182
Unreported Category	6	1	0	2	1	38	1
Total Civil-Family	971	1,018	617	556	547	1,117	726
Divorce/Nullity	269	236	193	163	236	177	270
Other Domestic Relations	353	382	288	184	183	390	264
Adoption/Guardianship	4	1	15	5	5	11	9
Paternity	270	350	107	166	119	479	165
Domestic Violence	75	49	14	38	4	60	18
	Caroline	Dorchester	Garrett	Kent	Queen Anne's	Somerset	Talbot
Total Juvenile	214	223	93	127	211	108	314
Delinquency	174	193	47	119	187	71	273
Adult	0	0	0	0	1	0	0
Child in Need of Service	1	0	2	1	0	1	0
Child in Need of Assistance	35	20	37	3	15	28	31
Guardianship	2	6	1	4	4	3	7
Adoption	2	4	5	0	4	0	3
Peace Orders	0	0	1	0	0	5	0
Unreported Category	0	0	0	0	0	0	0
Total Criminal	256	581	211	357	483	387	415
Indictment/Information	86	353	93	122	155	222	275
<i>Appeals</i>							
District Court - Motor	8	25	2	13	40	5	20
District Court - Other	7	12	7	10	16	7	7
Jury Trial Prayed - Motor	46	48	38	69	84	39	18
Jury Trial Prayed - Other	106	129	60	140	178	114	77
Non Support	0	0	0	0	0	0	0
Post Conviction	2	2	8	0	8	0	4
Unreported Category	1	12	3	3	2	0	14
TOTAL FILINGS	1,712	2,174	1,219	1,243	1,742	1,997	1,781

**CHART CC-4.1.1
CIRCUIT COURT**

SMALL JURISDICTIONS: TOTAL CIVIL-GENERAL FILINGS

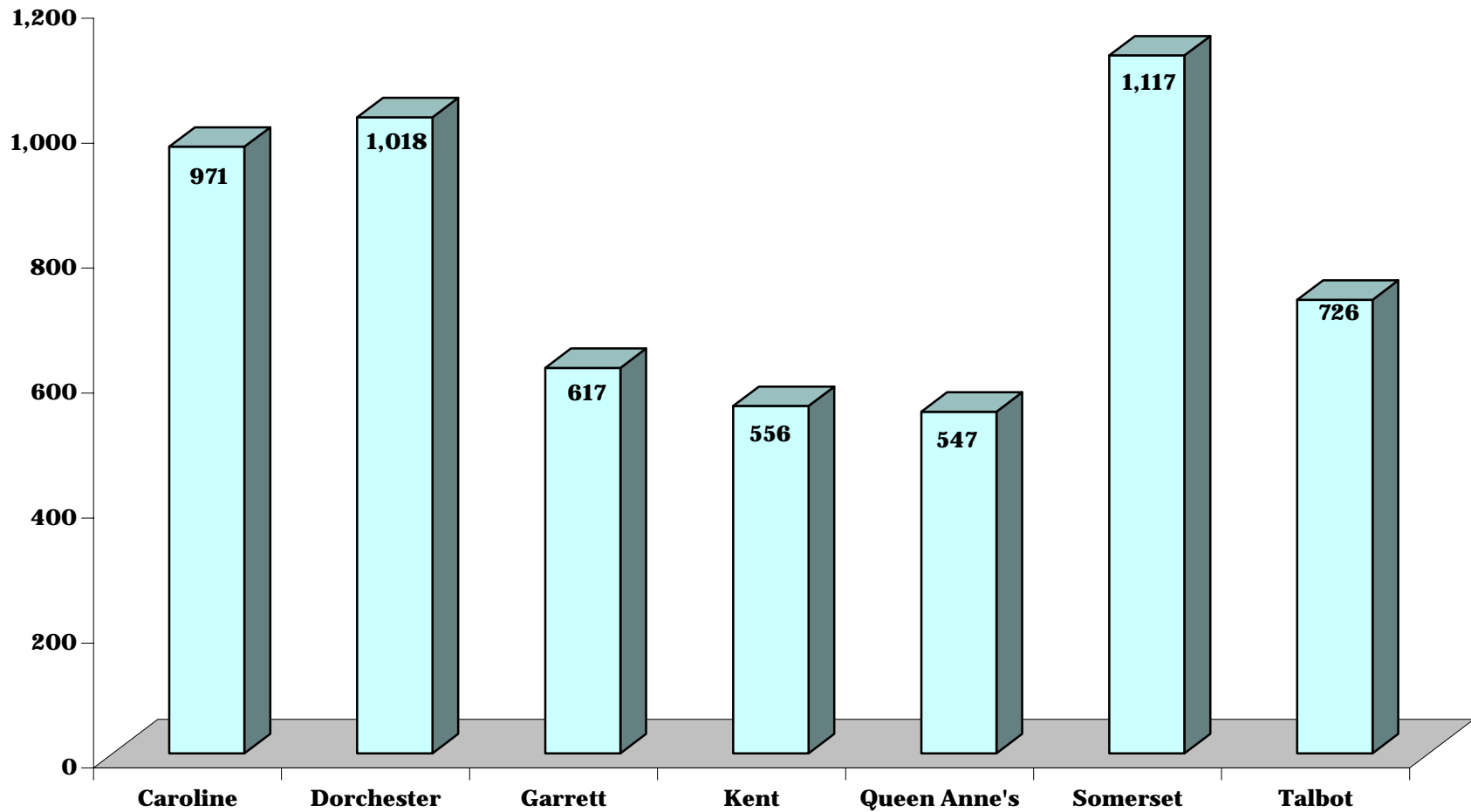
**Original and Reopened Cases
Fiscal Year 2005**



**CHART CC-4.1.2
CIRCUIT COURT**

SMALL JURISDICTIONS: TOTAL CIVIL-FAMILY FILINGS

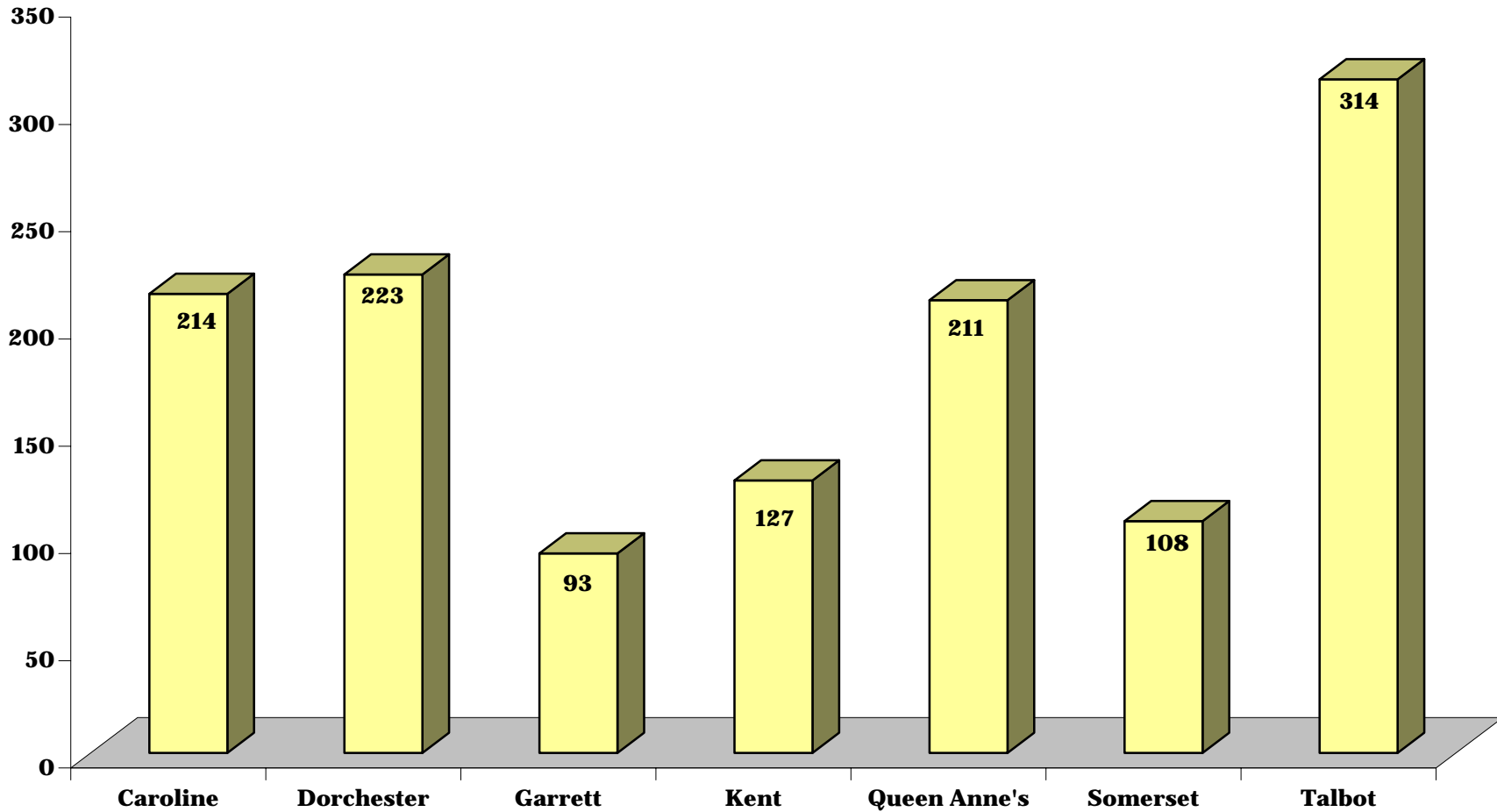
**Original and Reopened Cases
Fiscal Year 2005**



**CHART CC-4.1.3
CIRCUIT COURT**

SMALL JURISDICTIONS: TOTAL JUVENILE FILINGS

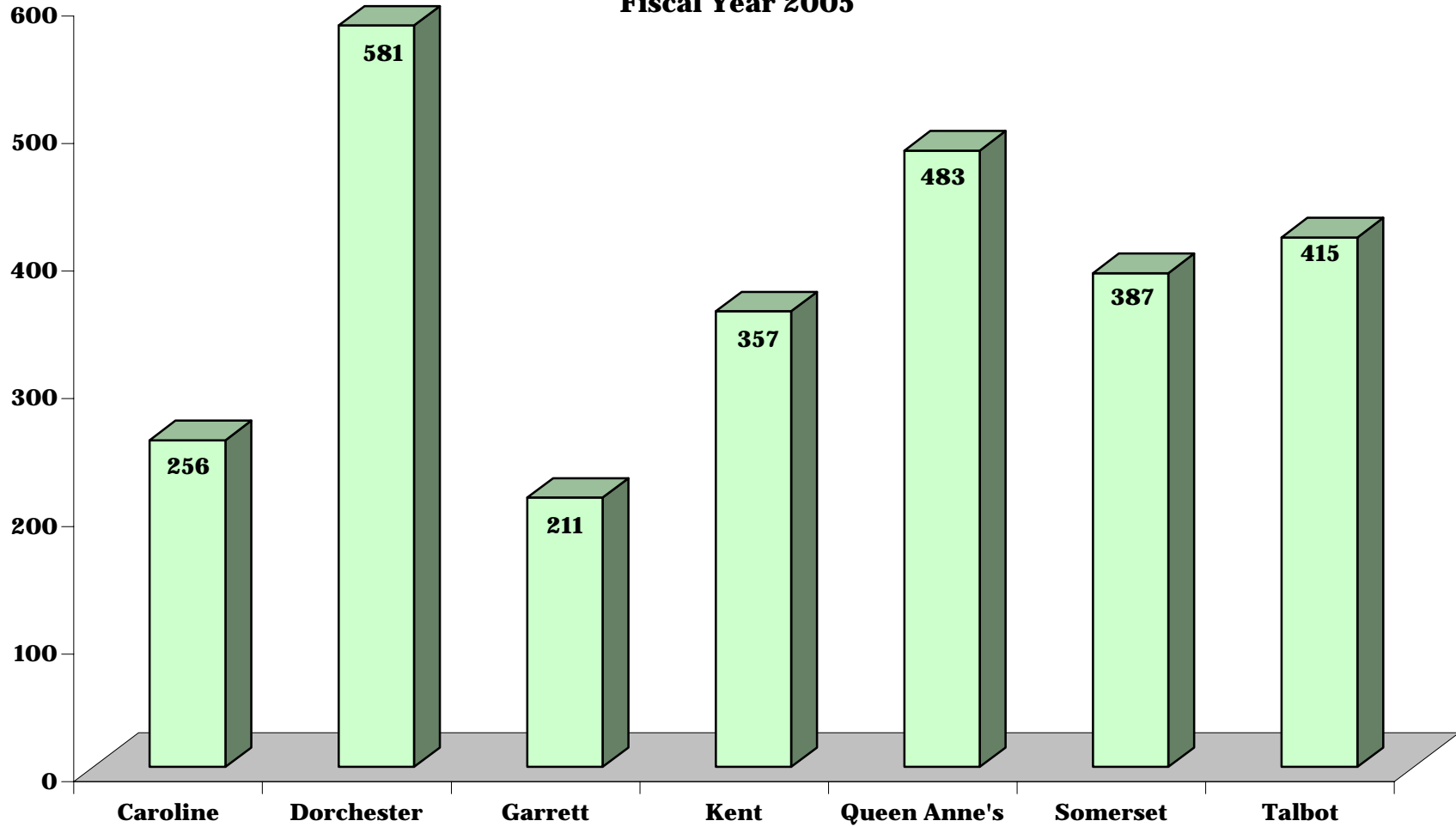
**Original and Reopened Cases
Fiscal Year 2005**



**CHART CC-4.1.4
CIRCUIT COURT**

SMALL JURISDICTIONS: TOTAL CRIMINAL FILINGS

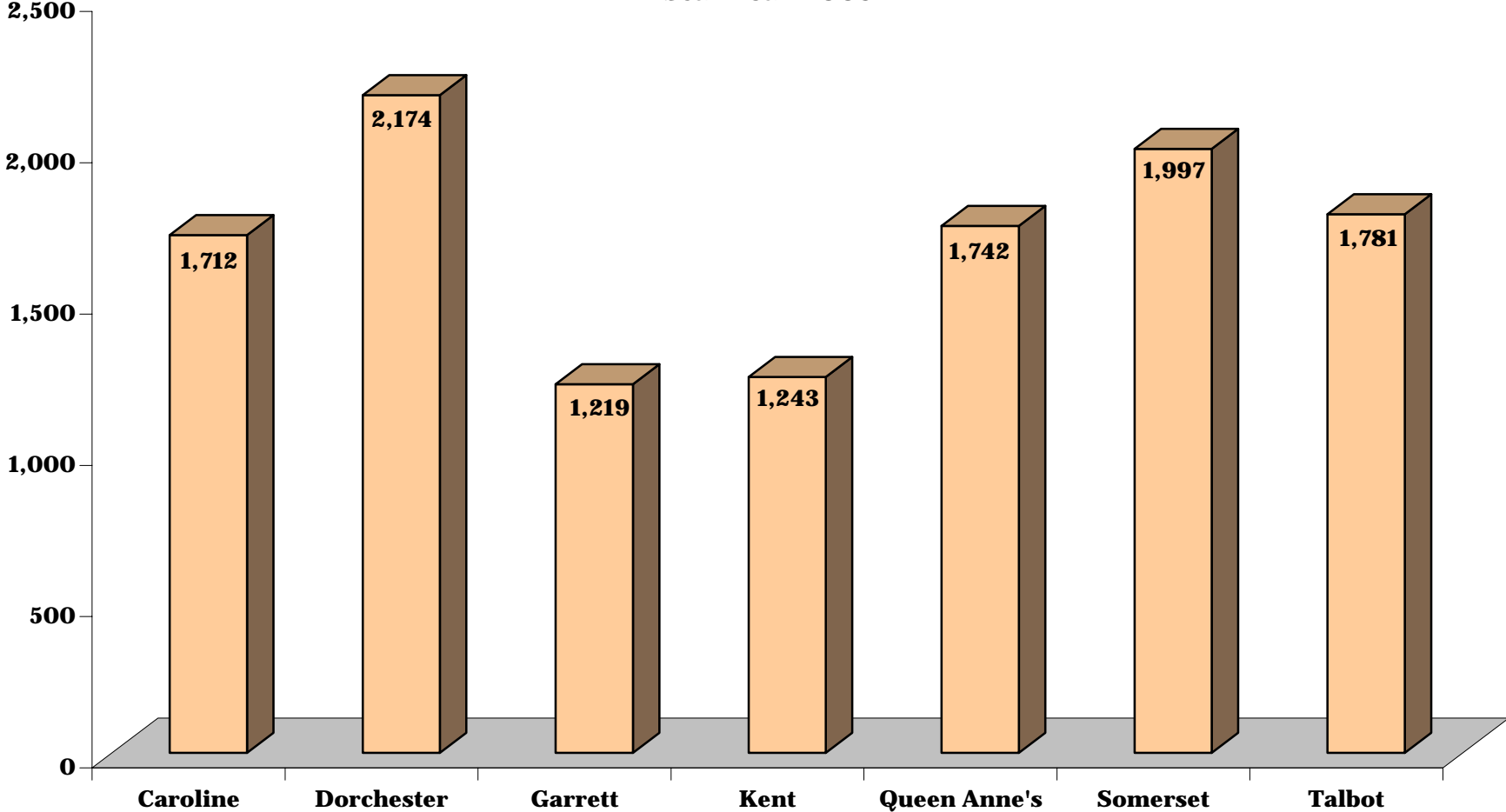
**Original and Reopened Cases
Fiscal Year 2005**



**CHART CC-4.1.5
CIRCUIT COURT**

SMALL JURISDICTIONS: TOTAL FILINGS

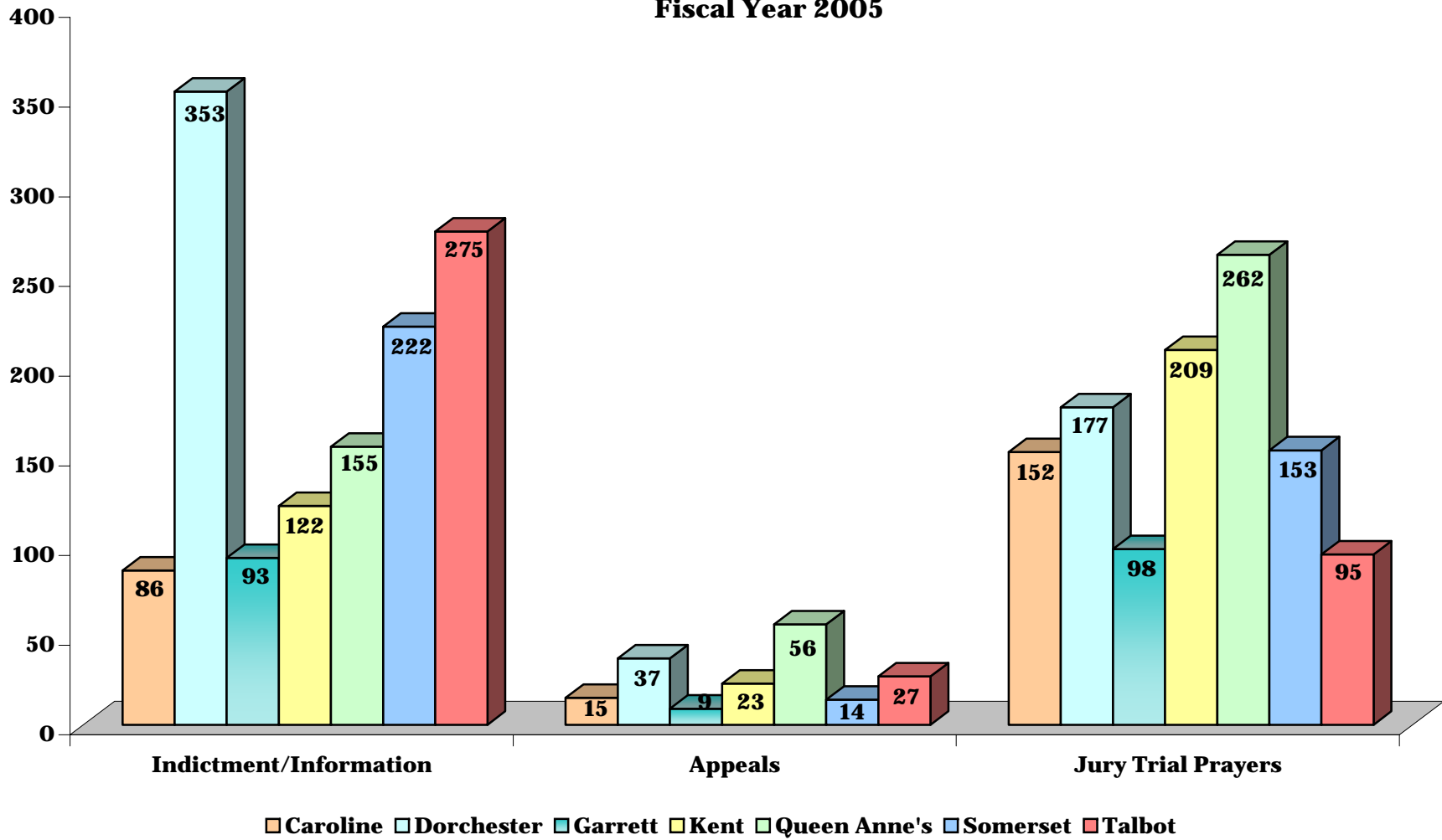
**Original and Reopened Cases
Fiscal Year 2005**



**CHART CC-4.1.6
CIRCUIT COURT**

SMALL JURISDICTIONS: COMPARISON OF SELECTED CRIMINAL DATA

**Original and Reopened Cases
Fiscal Year 2005**



**TABLE CC-4.2
CIRCUIT COURT**

**MEDIUM JURISDICTIONS:
CATEGORIES OF FILINGS**

**Original and Reopened Cases
Fiscal Year 2005**

	Allegany	Calvert	Carroll	Cecil	Frederick	St. Mary's	Washington	Wicomico	Worcester
Total Civil-General	1,109	732	1,251	1,176	1,501	655	1,033	823	1,038
Motor Tort	50	68	75	112	126	55	65	76	40
Other Tort	12	5	41	34	49	7	31	3	27
Contract	25	56	76	36	134	42	73	21	80
Condemnation	3	1	14	2	11	0	2	2	2
Cont'd Confessed Judgment	17	20	23	41	36	10	33	12	12
Other Law	42	50	72	66	64	100	78	42	63
<i>Appeals</i>									
District Court - On Record	3	4	0	16	8	3	17	1	2
District Court - De Novo	5	5	22	12	38	13	34	5	5
Administrative Agency	143	42	95	53	108	39	154	63	25
Other General	733	476	788	794	909	385	532	577	780
Unreported Category	76	5	45	10	18	1	14	21	2

	Allegany	Calvert	Carroll	Cecil	Frederick	St. Mary's	Washington	Wicomico	Worcester
Total Civil-Family	1,796	2,869	2,038	2,718	3,302	2,022	4,605	2,000	1,797
Divorce/Nullity	595	823	865	767	1,331	632	1,108	603	326
Other Domestic Relations	762	849	576	1,258	1,201	664	2,264	660	554
Adoption/Guardianship	38	28	74	38	62	31	28	30	16
Paternity	388	1,108	140	504	634	579	1,166	655	883
Domestic Violence	13	61	383	151	74	116	39	52	18

MEDIUM JURISDICTIONS: CATEGORIES OF FILINGS, page 2

	Allegany	Calvert	Carroll	Cecil	Frederick	St. Mary's	Washington	Wicomico	Worcester
Total Juvenile	333	688	1,059	439	954	529	1,474	623	293
Delinquency	265	625	928	363	785	475	1,098	535	247
Adult	0	0	8	0	0	2	0	1	0
Child in Need of Service	8	0	37	1	12	0	2	0	1
Child in Need of Assistance	52	23	31	58	79	44	304	39	28
Guardianship	8	7	3	10	34	2	36	14	17
Adoption	0	7	0	7	21	5	21	14	0
Peace Orders	0	26	52	0	22	0	13	20	0
Unreported Category	0	0	0	0	1	1	0	0	0

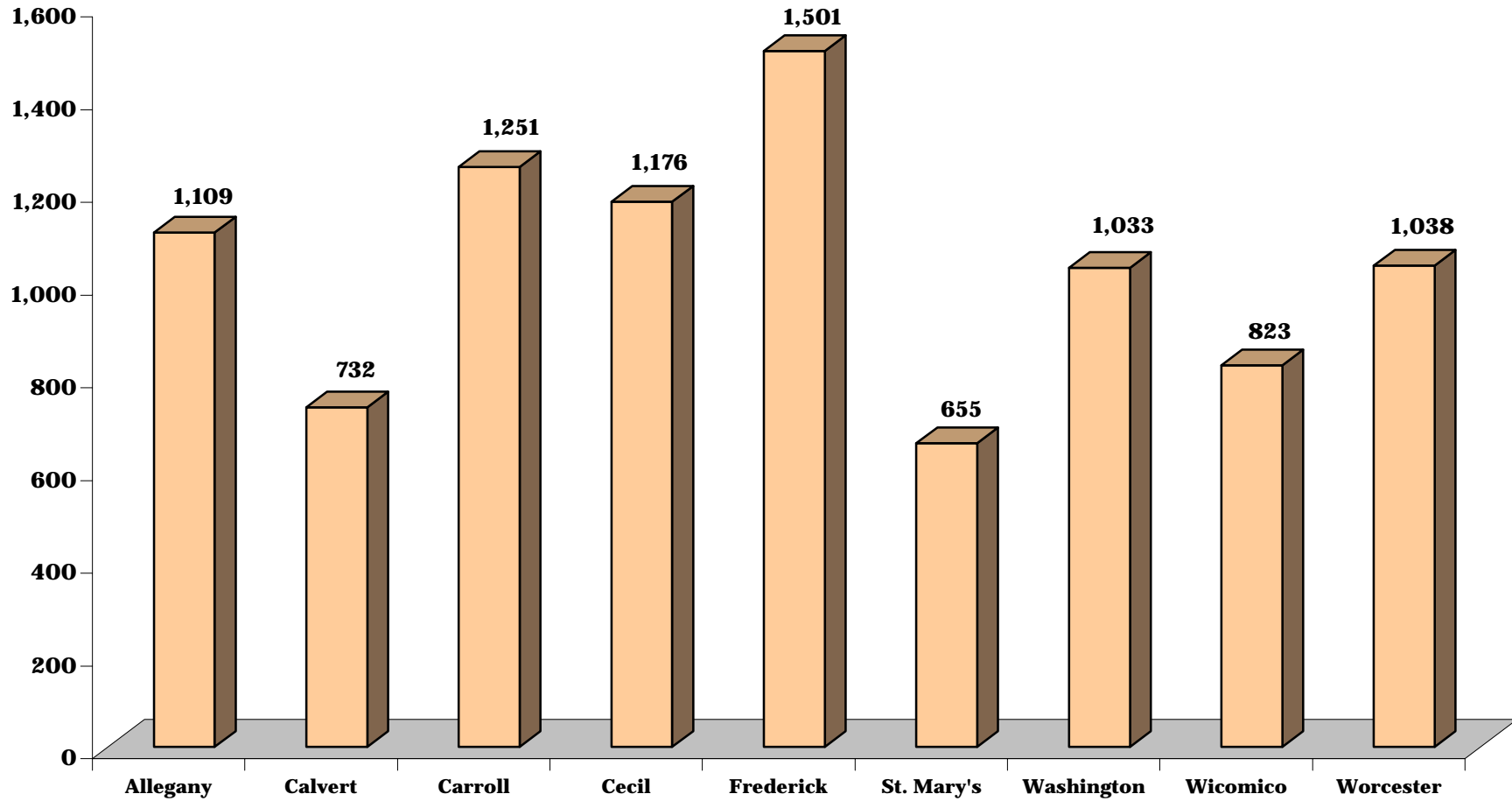
	Allegany	Calvert	Carroll	Cecil	Frederick	St. Mary's	Washington	Wicomico	Worcester
Total Criminal	616	626	2,306	2,241	2,735	847	2,758	2,528	1,559
Indictment/Information	201	303	572	646	603	399	821	982	307
<i>Appeals</i>									
District Court - Motor	18	17	76	55	186	13	83	31	36
District Court - Other	42	7	37	18	79	16	87	40	21
Jury Trial Prayed - Motor	91	135	681	499	930	123	573	499	588
Jury Trial Prayed - Other	256	153	903	669	928	275	996	821	584
Non Support	0	0	0	284	0	2	0	0	0
Post Conviction	1	0	1	0	2	6	18	18	1
Unreported Category	7	11	36	70	7	13	180	137	22

	Allegany	Calvert	Carroll	Cecil	Frederick	St. Mary's	Washington	Wicomico	Worcester
TOTAL FILINGS	3,854	4,915	6,654	6,574	8,492	4,053	9,870	5,974	4,687

**CHART CC-4.2.1
CIRCUIT COURT**

MEDIUM JURISDICTIONS: TOTAL CIVIL-GENERAL FILINGS

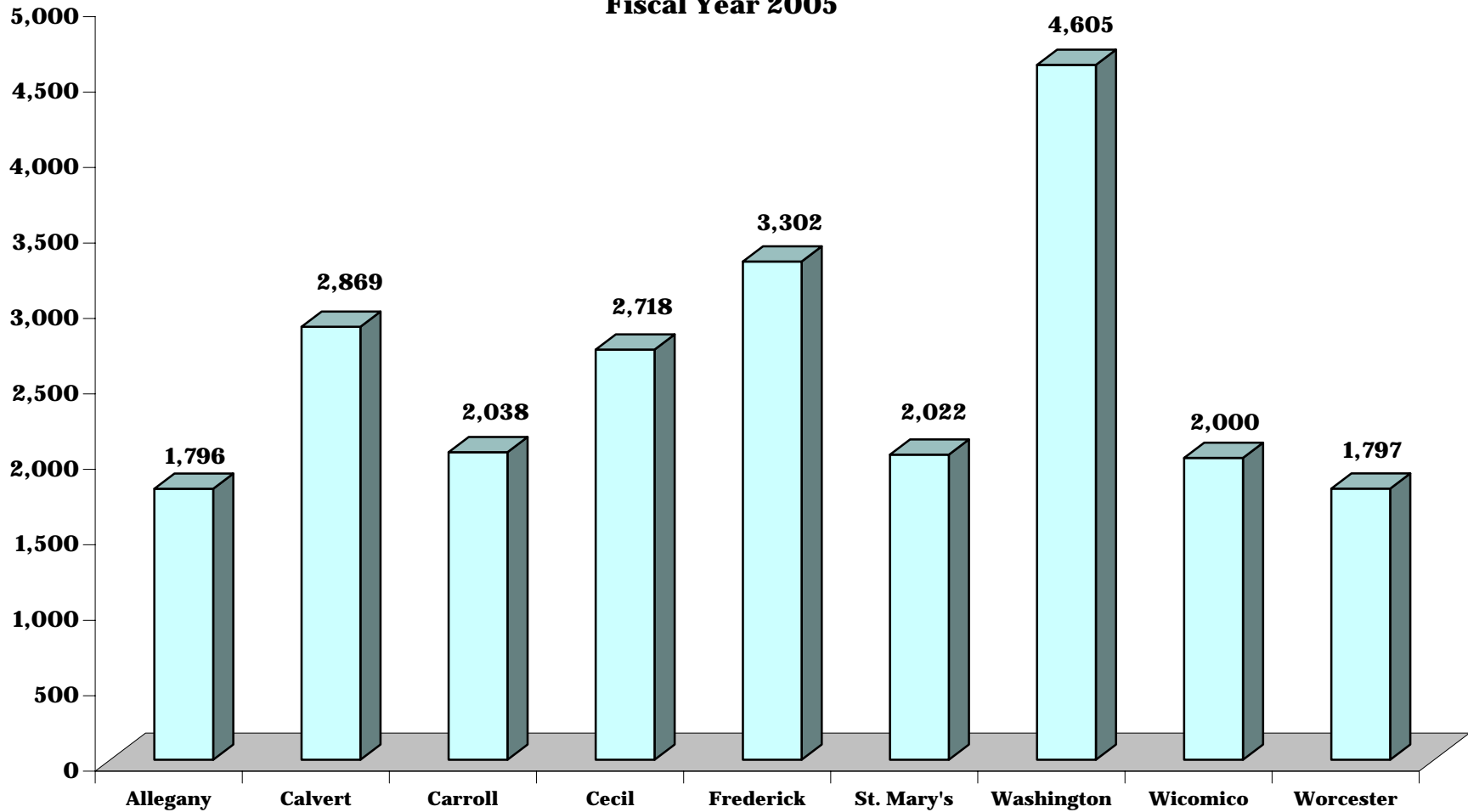
**Original and Reopened Cases
Fiscal Year 2005**



**CHART CC-4.2.2
CIRCUIT COURT**

MEDIUM JURISDICTIONS: TOTAL CIVIL-FAMILY FILINGS

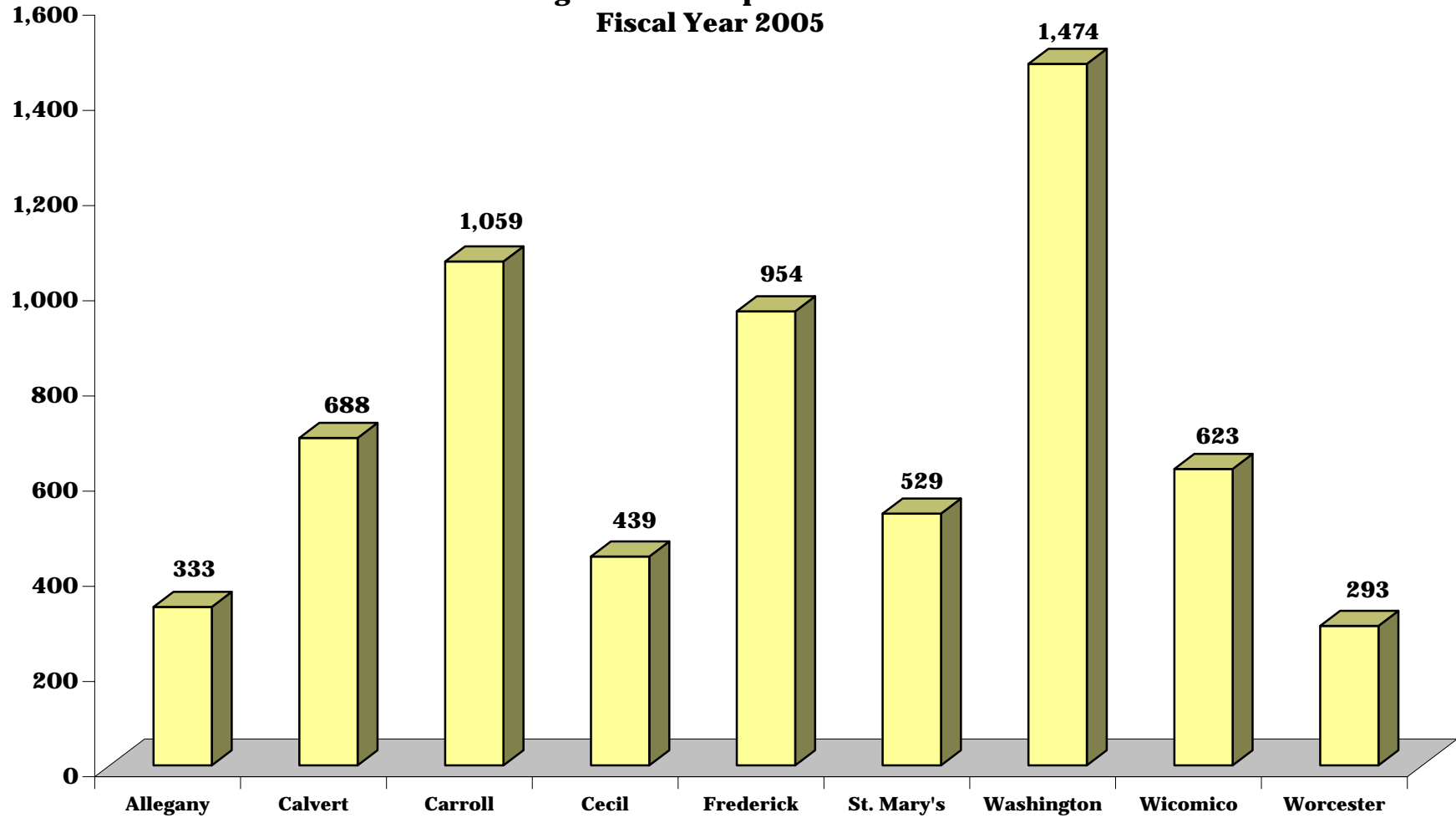
**Original and Reopened Cases
Fiscal Year 2005**



**CHART CC-4.2.3
CIRCUIT COURT**

MEDIUM JURISDICTIONS: TOTAL JUVENILE FILINGS

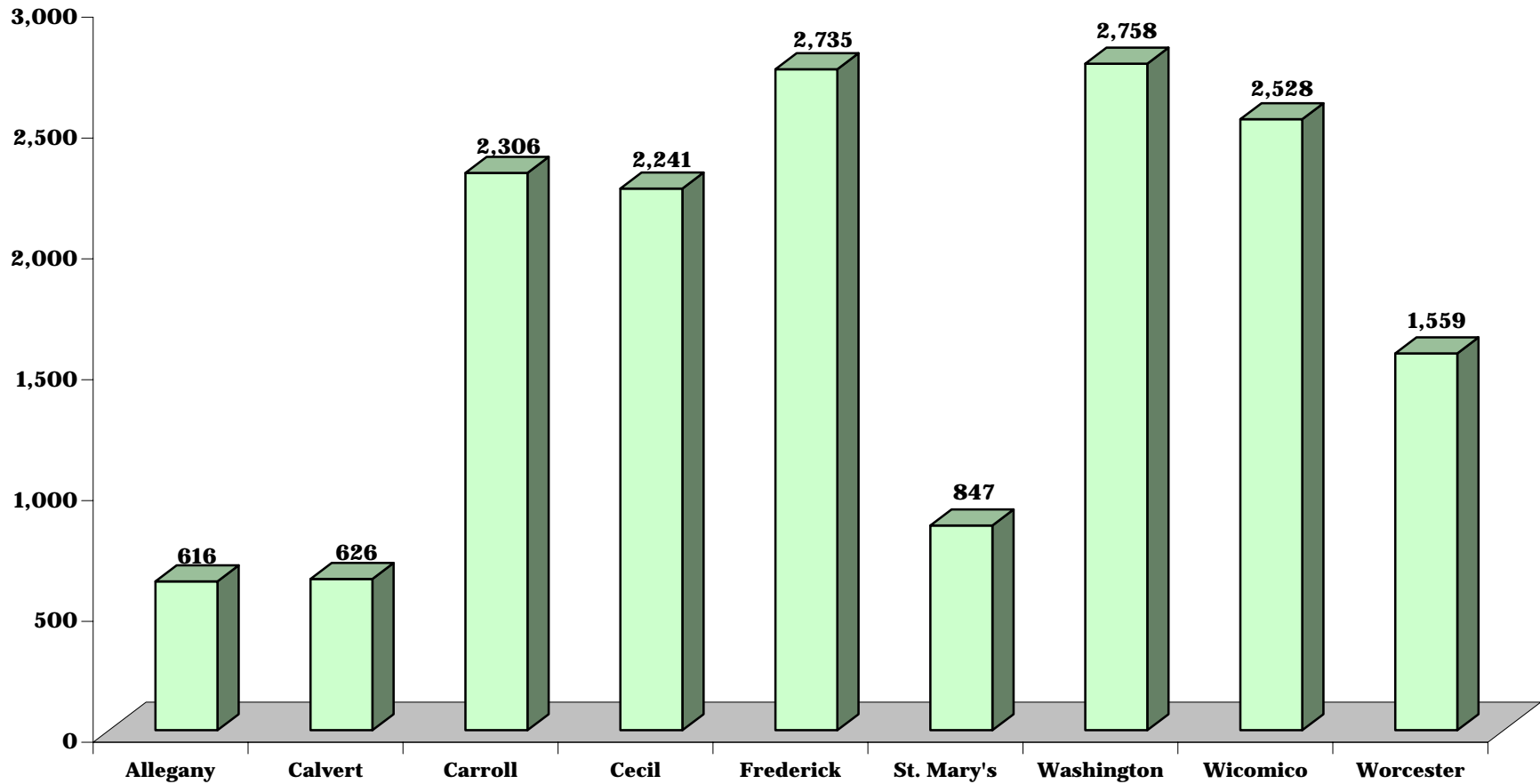
**Original and Reopened Cases
Fiscal Year 2005**



**CHART CC-4.2.4
CIRCUIT COURT**

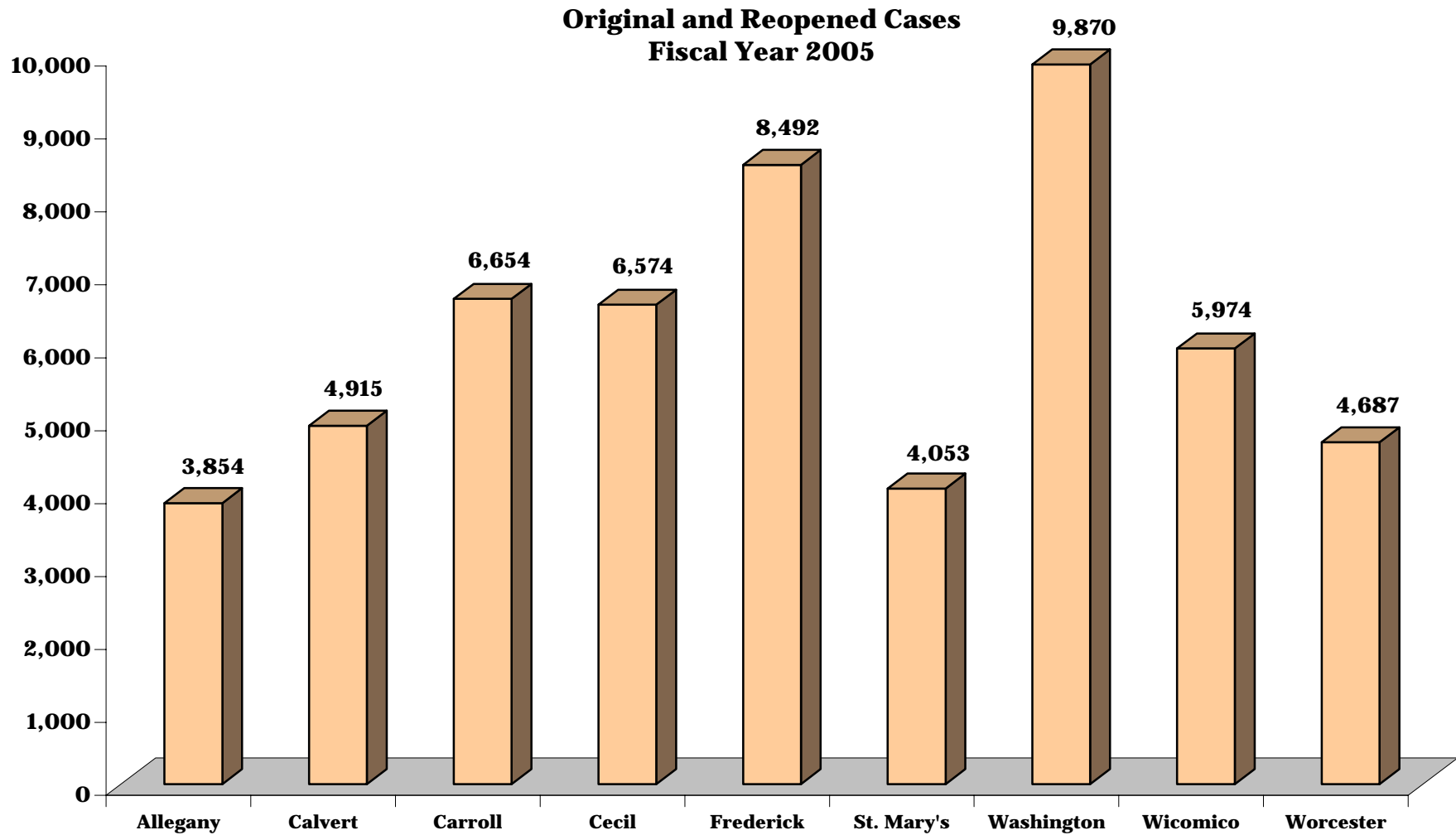
MEDIUM JURISDICTIONS: TOTAL CRIMINAL FILINGS

**Original and Reopened Cases
Fiscal Year 2005**



**CHART CC-4.2.5
CIRCUIT COURT**

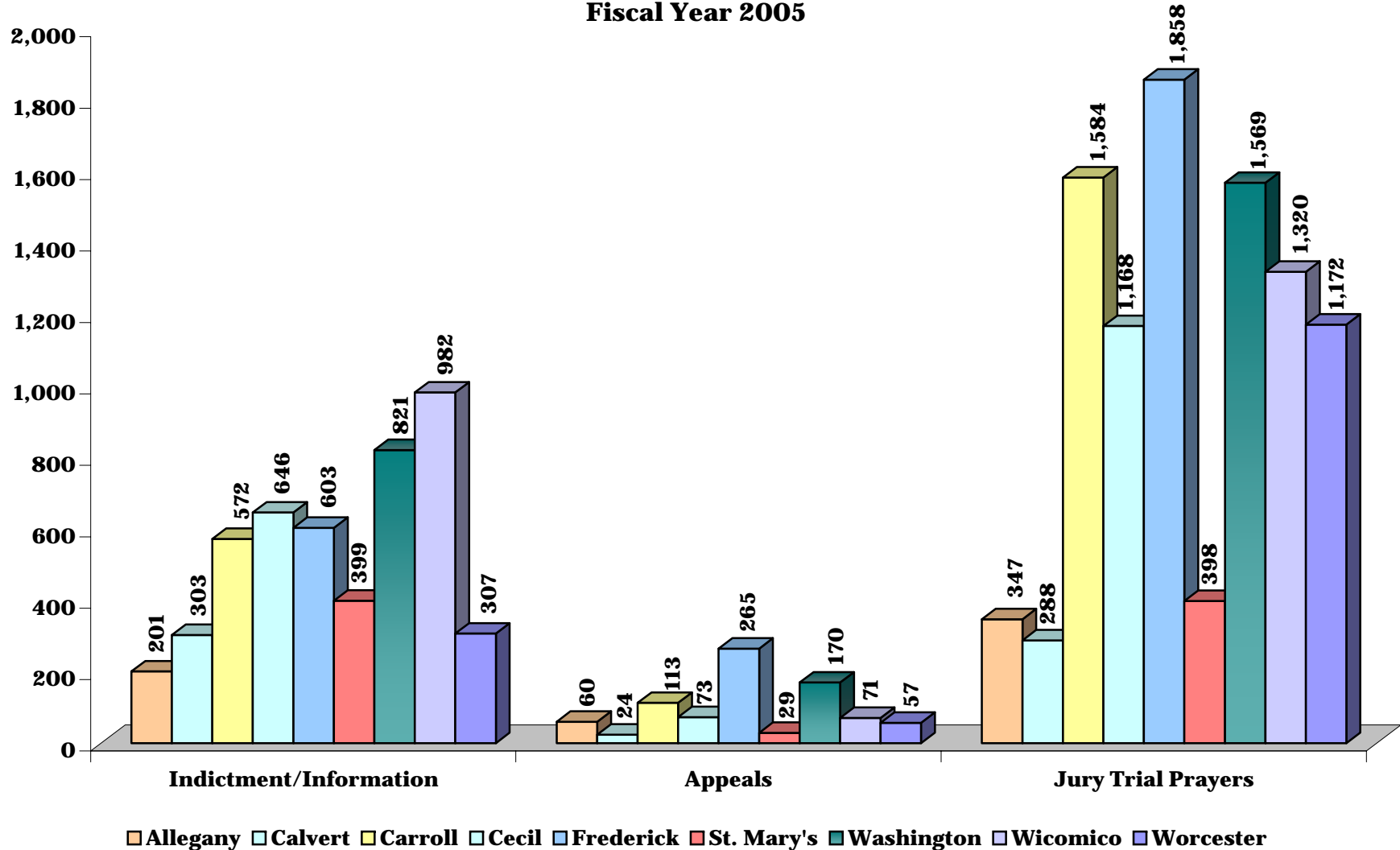
MEDIUM JURISDICTIONS: TOTAL FILINGS



**CHART CC-4.2.6
CIRCUIT COURT**

MEDIUM JURISDICTIONS: COMPARISON OF SELECTED CRIMINAL DATA

**Original and Reopened Cases
Fiscal Year 2005**



**TABLE CC-4.3
CIRCUIT COURT**

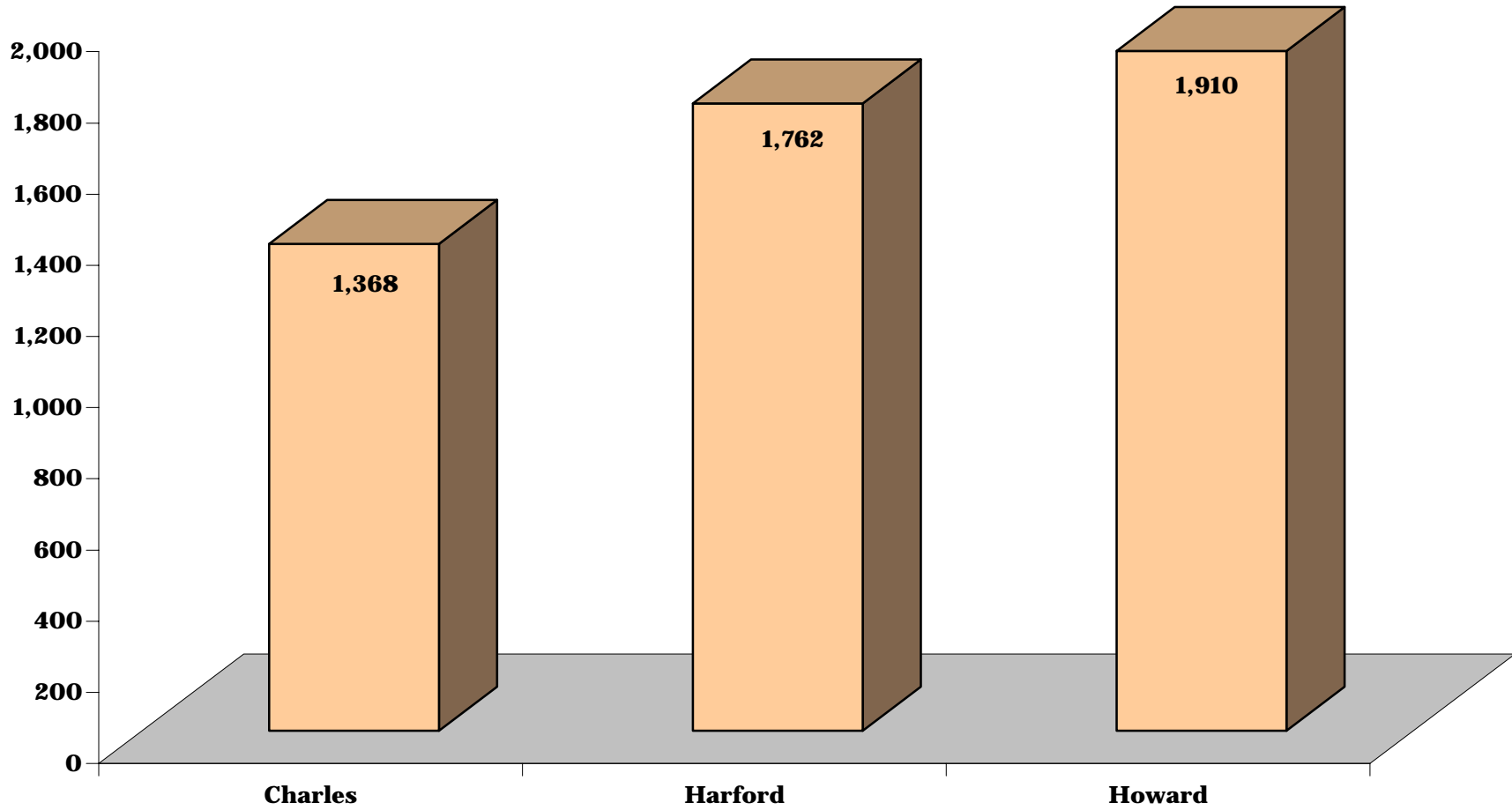
**MEDIUM-LARGE JURISDICTIONS:
CATEGORIES OF FILINGS**

**Original and Reopened Cases
Fiscal Year 2005**

	Charles	Harford	Howard
Total Civil-General	1,368	1,762	1,910
Motor Tort	142	188	172
Other Tort	51	51	100
Contract	96	79	258
Condemnation	35	1	1
Cont'd Confessed Judgment	13	35	51
Other Law	58	94	72
<i>Appeals</i>			
District Court - On Record	9	11	8
District Court - De Novo	23	32	23
Administrative Agency	68	171	178
Other General	870	1,094	1,039
Unreported Category	3	6	8
Total Civil-Family	3,114	4,126	2,426
Divorce/Nullity	1,068	1,526	1,240
Other Domestic Relations	926	1,428	661
Adoption/Guardianship	34	69	51
Paternity	783	839	312
Domestic Violence	303	264	162
	Charles	Harford	Howard
Total Juvenile	1,305	884	955
Delinquency	1,234	703	875
Adult	0	0	0
Child in Need of Service	0	0	0
Child in Need of Assistance	46	115	57
Guardianship	14	29	19
Adoption	11	28	0
Peace Orders	0	9	3
Unreported Category	0	0	1
Total Criminal	1,820	3,041	1,892
Indictment/Information	808	808	698
<i>Appeals</i>			
District Court - Motor	42	115	111
District Court - Other	23	122	53
Jury Trial Prayed - Motor	299	733	408
Jury Trial Prayed - Other	487	1,188	566
Non Support	3	0	2
Post Conviction	21	25	6
Unreported Category	137	50	48
TOTAL FILINGS	7,607	9,813	7,183

**CHART CC-4.3.1
CIRCUIT COURT**

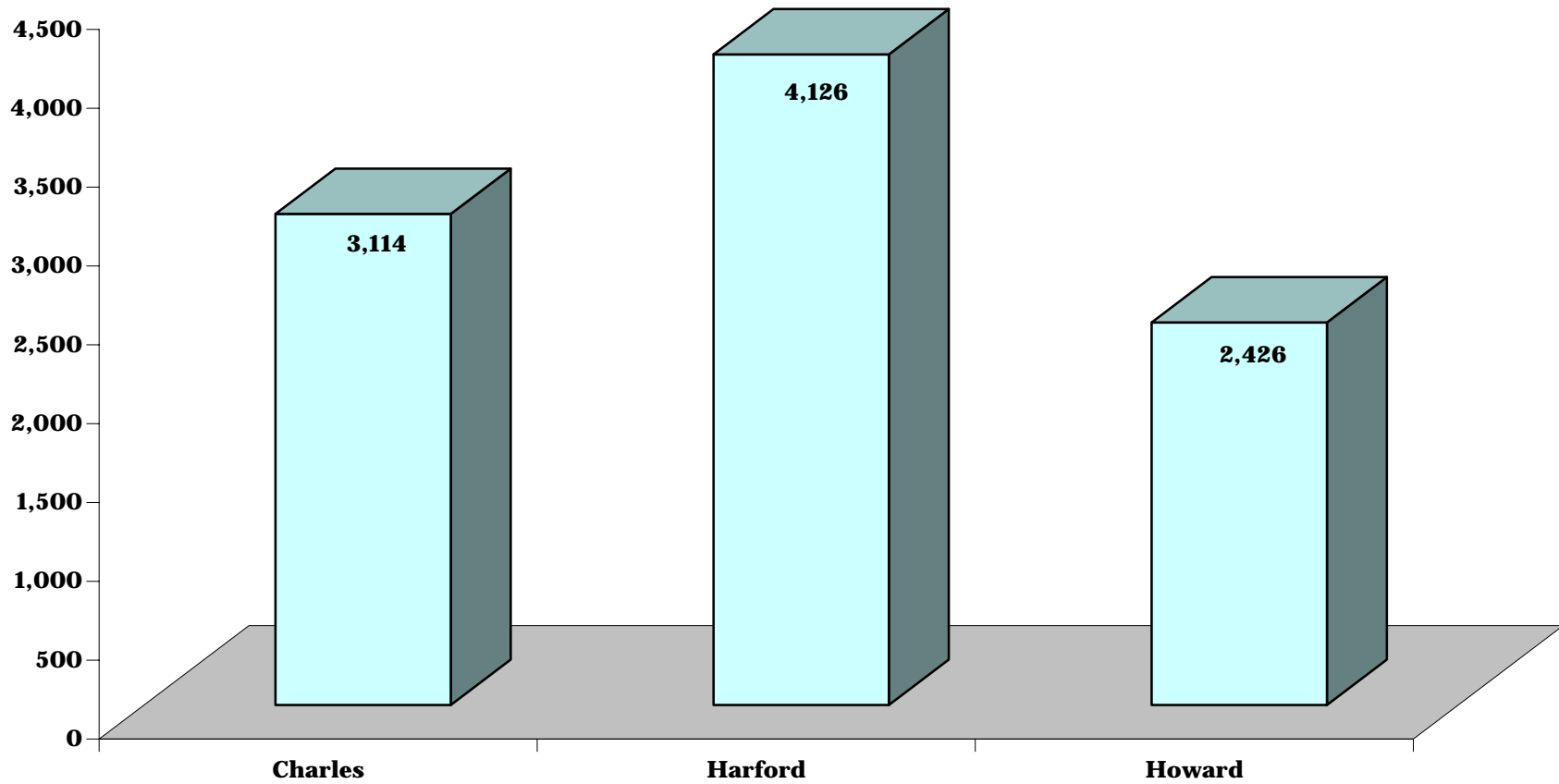
**MEDIUM-LARGE JURISDICTIONS: TOTAL CIVIL-GENERAL FILINGS
Original and Reopened Cases
Fiscal Year 2005**



**CHART CC-4.3.2
CIRCUIT COURT**

MEDIUM-LARGE JURISDICTIONS: TOTAL CIVIL-FAMILY FILINGS

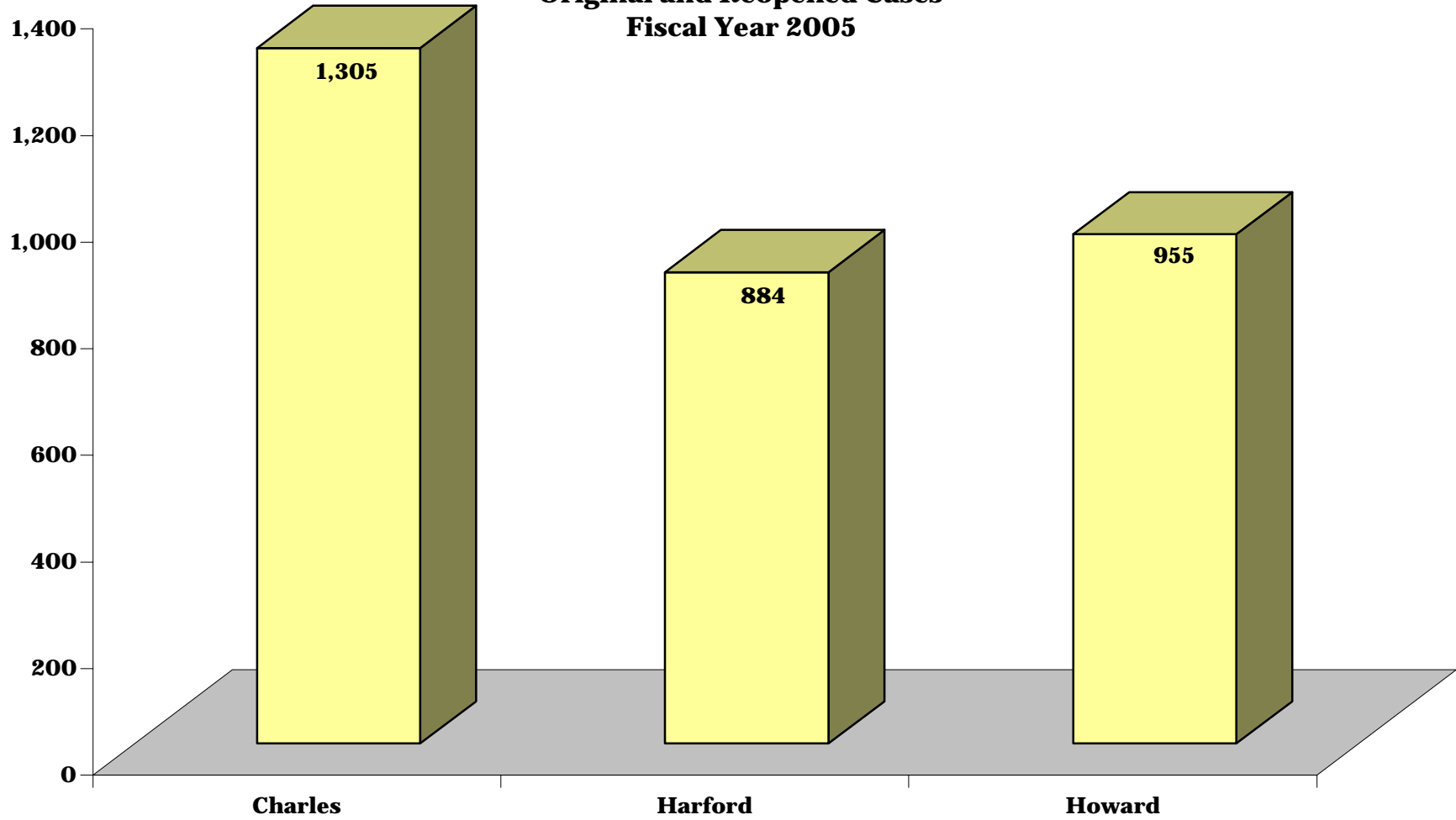
**Original and Reopened Cases
Fiscal Year 2005**



**CHART CC-4.3.3
CIRCUIT COURT**

MEDIUM-LARGE JURISDICTIONS: TOTAL JUVENILE FILINGS

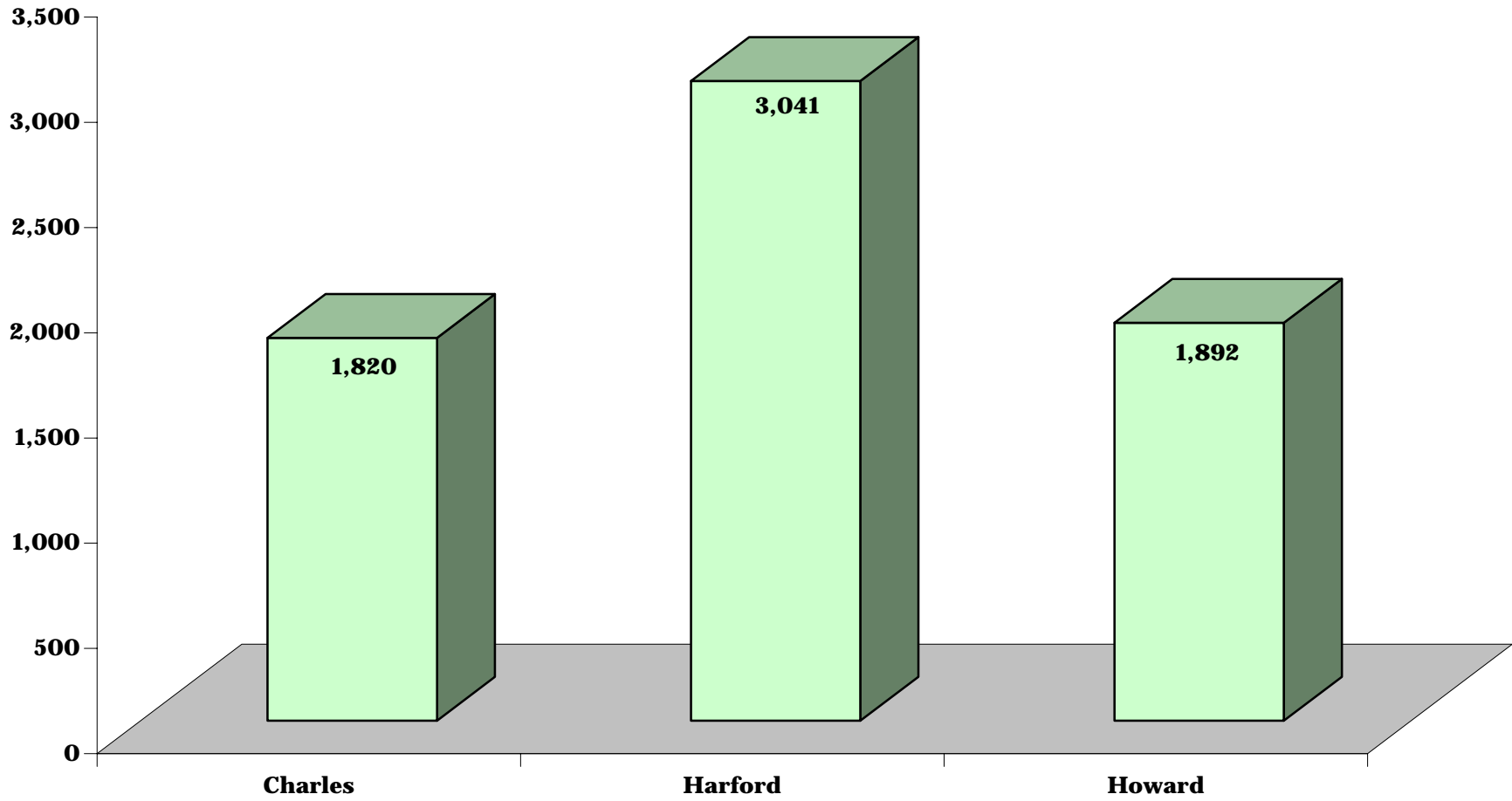
**Original and Reopened Cases
Fiscal Year 2005**



**CHART CC-4.3.4
CIRCUIT COURT**

MEDIUM-LARGE JURISDICTIONS: TOTAL CRIMINAL FILINGS

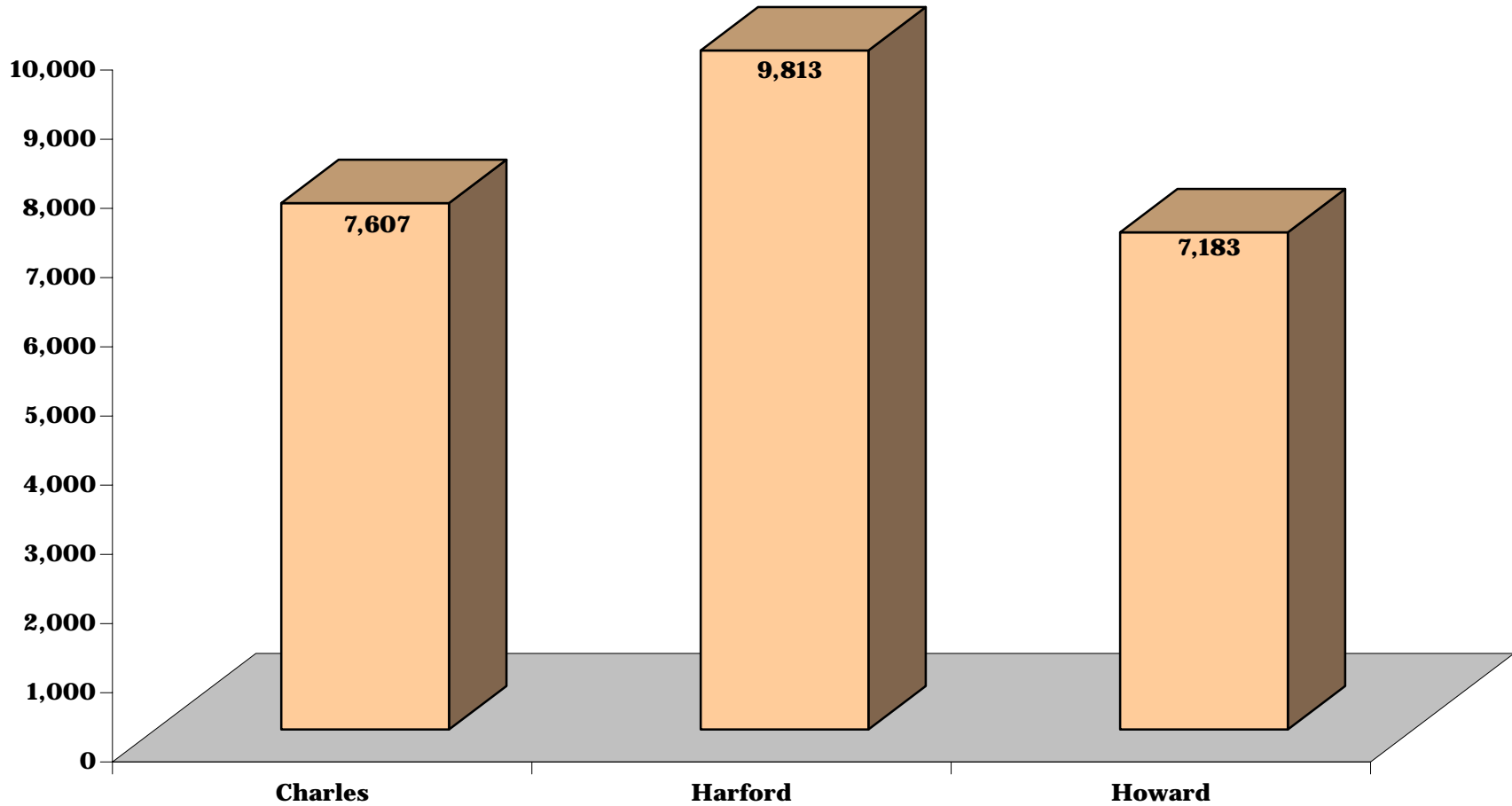
**Original and Reopened Cases
Fiscal Year 2005**



**CHART CC-4.3.5
CIRCUIT COURT**

MEDIUM-LARGE JURISDICTIONS: TOTAL FILINGS

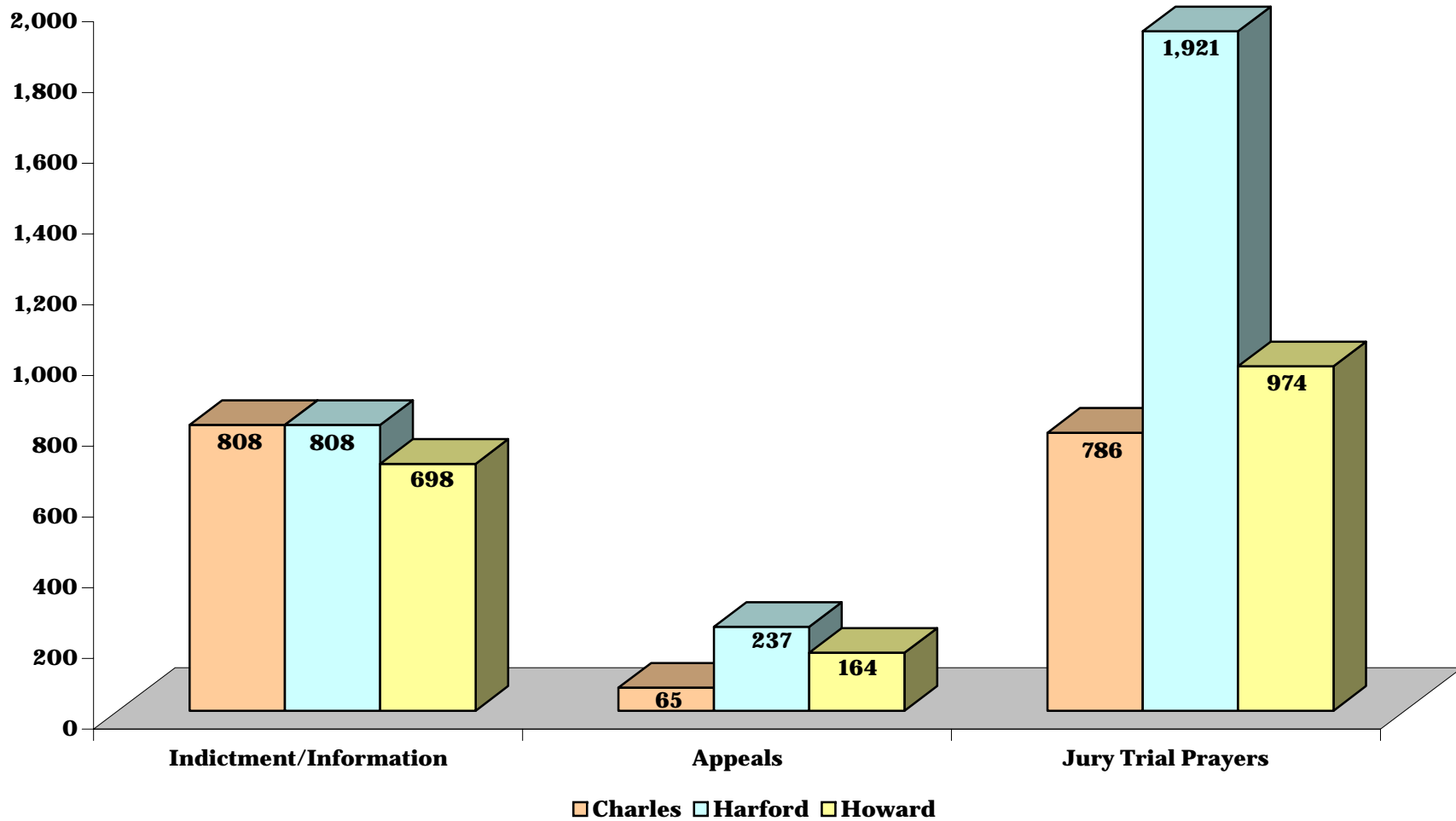
**Original and Reopened Cases
Fiscal Year 2005**



**CHART CC-4.3.6
CIRCUIT COURT**

MEDIUM-LARGE JURISDICTIONS: COMPARISON OF SELECTED CRIMINAL DATA

**Original and Reopened Cases
Fiscal Year 2005**



**TABLE CC-4.4
CIRCUIT COURT**

**LARGE JURISDICTIONS:
CATEGORIES OF FILINGS**

**Original and Reopened Cases
Fiscal Year 2005**

	Anne Arundel	Baltimore	Baltimore City	Montgomery	Prince George's
Total Civil-General	5,973	8,619	17,952	13,075	10,017
Motor Tort	498	857	1,438	656	1,172
Other Tort	28	393	2,265	667	684
Contract	601	1,337	654	1,514	750
Condemnation	4	16	199	17	0
Cont'd Confessed Judgment	94	123	99	133	0
Other Law	253	235	1,862	5,555	520
<i>Appeals</i>					
District Court - On Record	29	67	78	101	94
District Court - De Novo	39	172	198	347	142
Administrative Agency	226	551	813	525	426
Other General	4,076	4,829	10,233	3,543	6,204
Unreported Category	125	39	113	17	25

	Anne Arundel	Baltimore	Baltimore City	Montgomery	Prince George's
Total Civil-Family	7,593	9,245	11,384	11,114	13,995
Divorce/Nullity	3,717	4,078	3,203	6,270	7,332
Other Domestic Relations	2,094	3,213	1,820	1,026	2,944
Adoption/Guardianship	342	263	180	1,695	112
Paternity	1,080	1,155	5,933	1,480	3,122
Domestic Violence	360	536	248	643	485

LARGE JURISDICTIONS: CATEGORIES OF FILINGS, page 2

	Anne Arundel	Baltimore	Baltimore City	Montgomery	Prince George's
Total Juvenile	2,510	4,244	9,800	4,336	2,578
Delinquency	2,335	3,647	6,762	3,861	2,266
Adult	2	0	0	0	0
Child in Need of Service	8	1	181	0	0
Child in Need of Assistance	126	412	1,929	353	222
Guardianship	23	56	381	33	38
Adoption	1	33	303	31	49
Peace Orders	15	94	235	58	0
Unreported Category	0	1	9	0	3

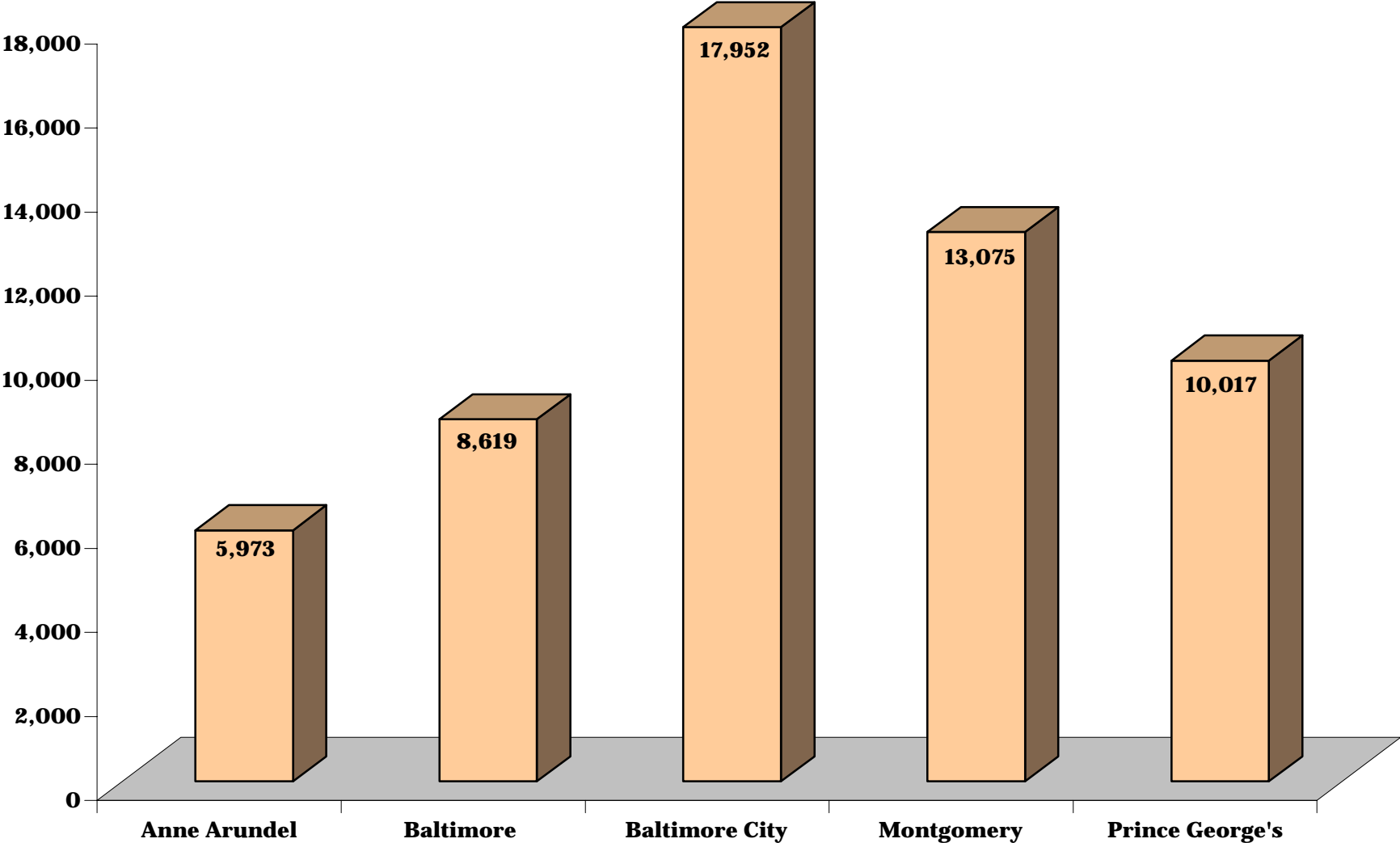
	Anne Arundel	Baltimore	Baltimore City	Montgomery	Prince George's
Total Criminal	6,744	6,599	25,790	5,075	10,096
Indictment/Information	4,482	3,825	14,263	3,190	4,629
<i>Appeals</i>					
District Court - Motor	315	561	278	610	78
District Court - Other	459	650	366	783	182
Jury Trial Prayed - Motor	321	398	730	136	2,321
Jury Trial Prayed - Other	1,038	1,119	10,088	356	2,401
Non Support	2	4	0	0	0
Post Conviction	4	0	25	0	257
Unreported Category	123	42	40	0	228

	Anne Arundel	Baltimore	Baltimore City	Montgomery	Prince George's
TOTAL FILINGS	22,820	28,707	64,926	33,600	36,686

**CHART CC-4.4.1
CIRCUIT COURT**

LARGE JURISDICTIONS: TOTAL CIVIL-GENERAL FILINGS

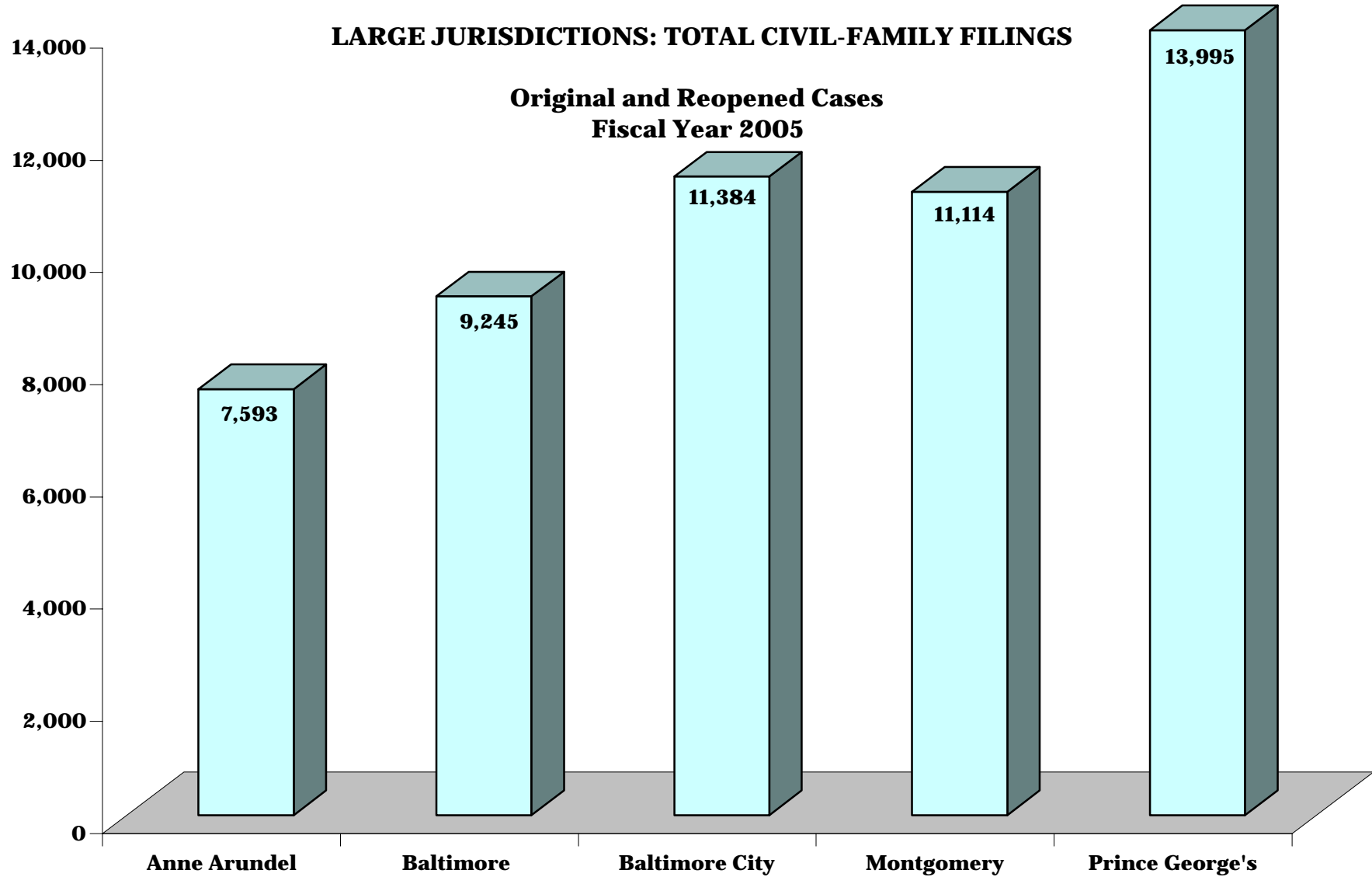
**Original and Reopened Cases
Fiscal Year 2005**



**CHART CC-4.4.2
CIRCUIT COURT**

LARGE JURISDICTIONS: TOTAL CIVIL-FAMILY FILINGS

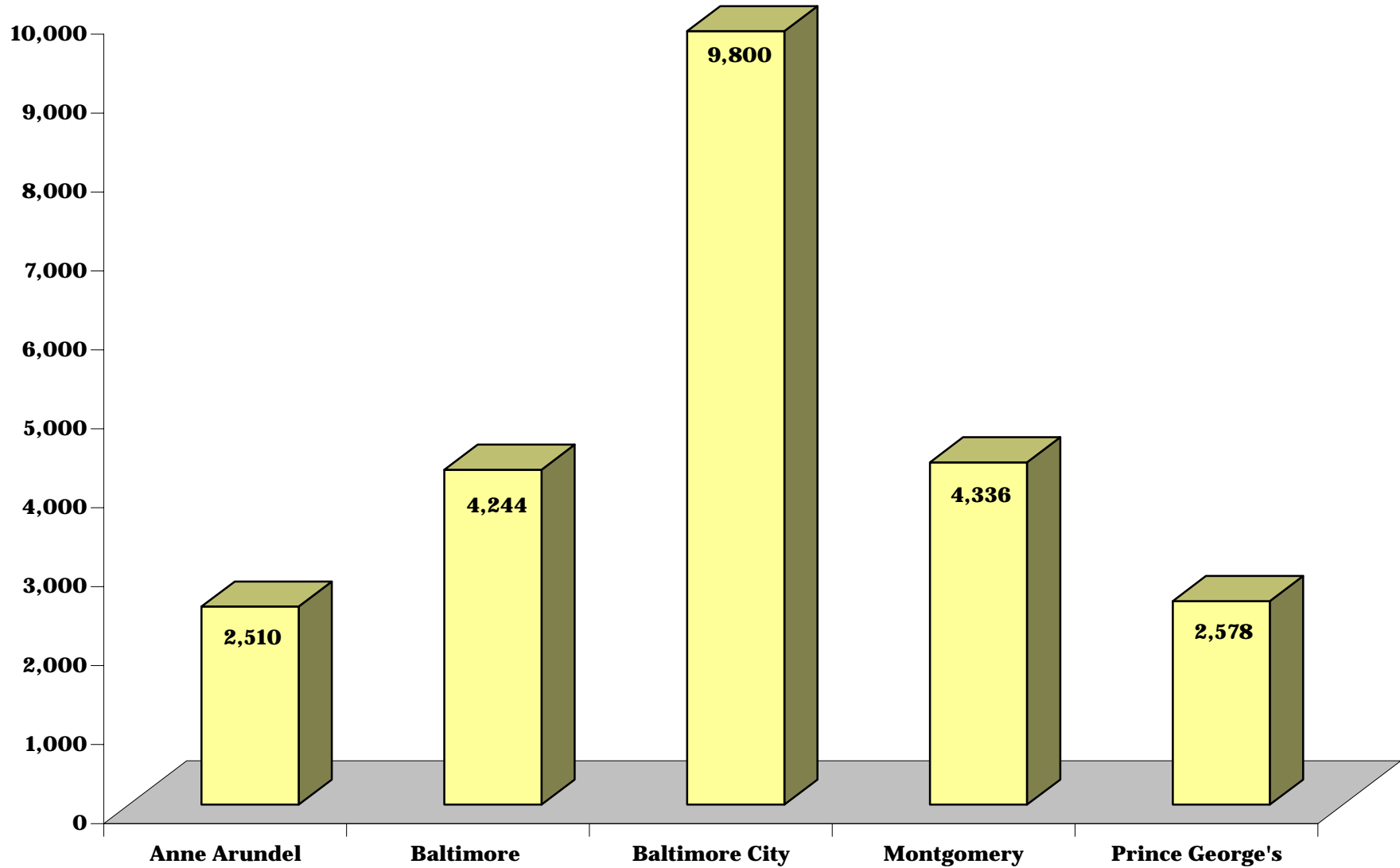
**Original and Reopened Cases
Fiscal Year 2005**



**CHART CC-4.4.3
CIRCUIT COURT**

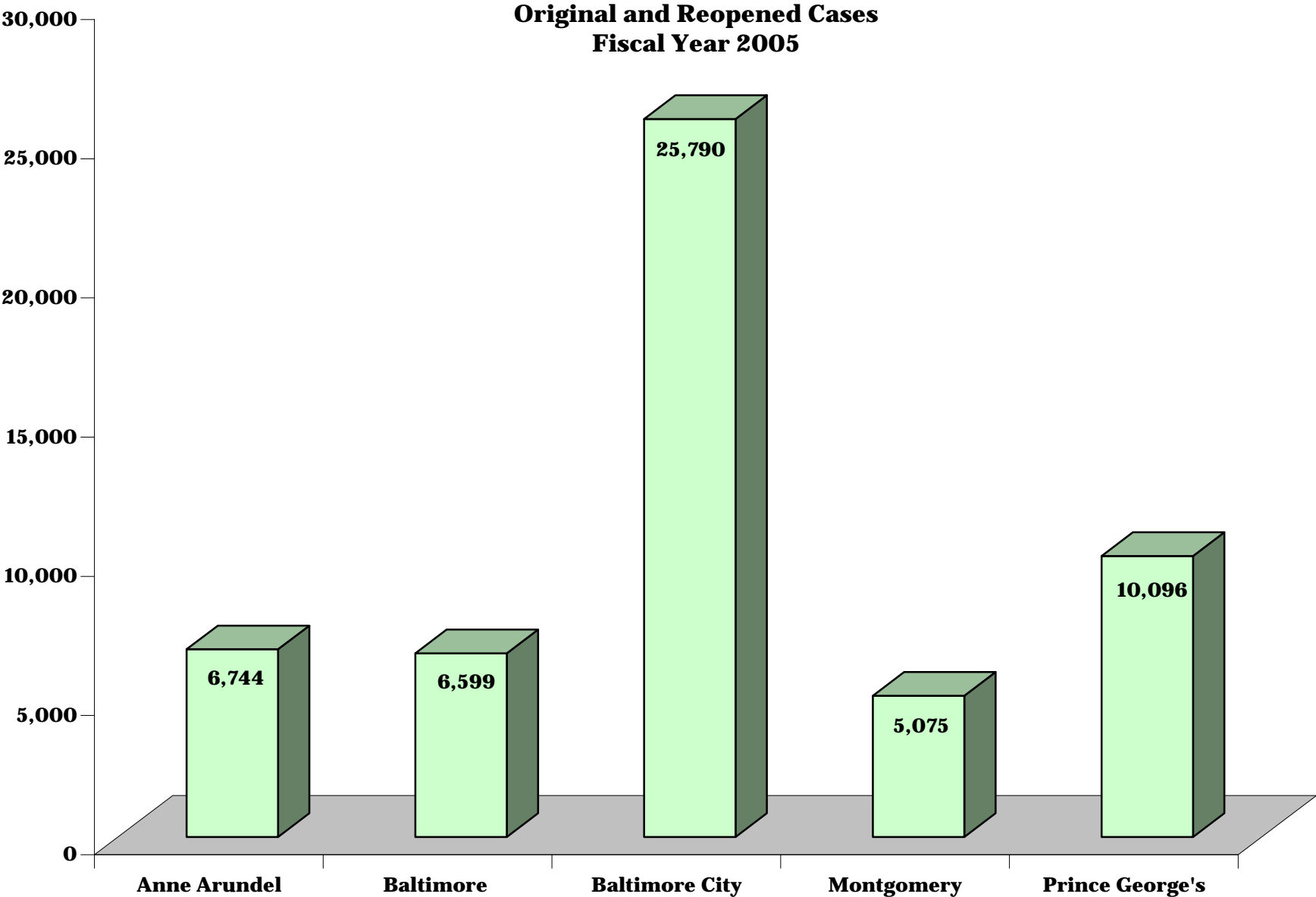
LARGE JURISDICTIONS: TOTAL JUVENILE FILINGS

**Original and Reopened Cases
Fiscal Year 2005**



**CHART CC-4.4.4
CIRCUIT COURT**

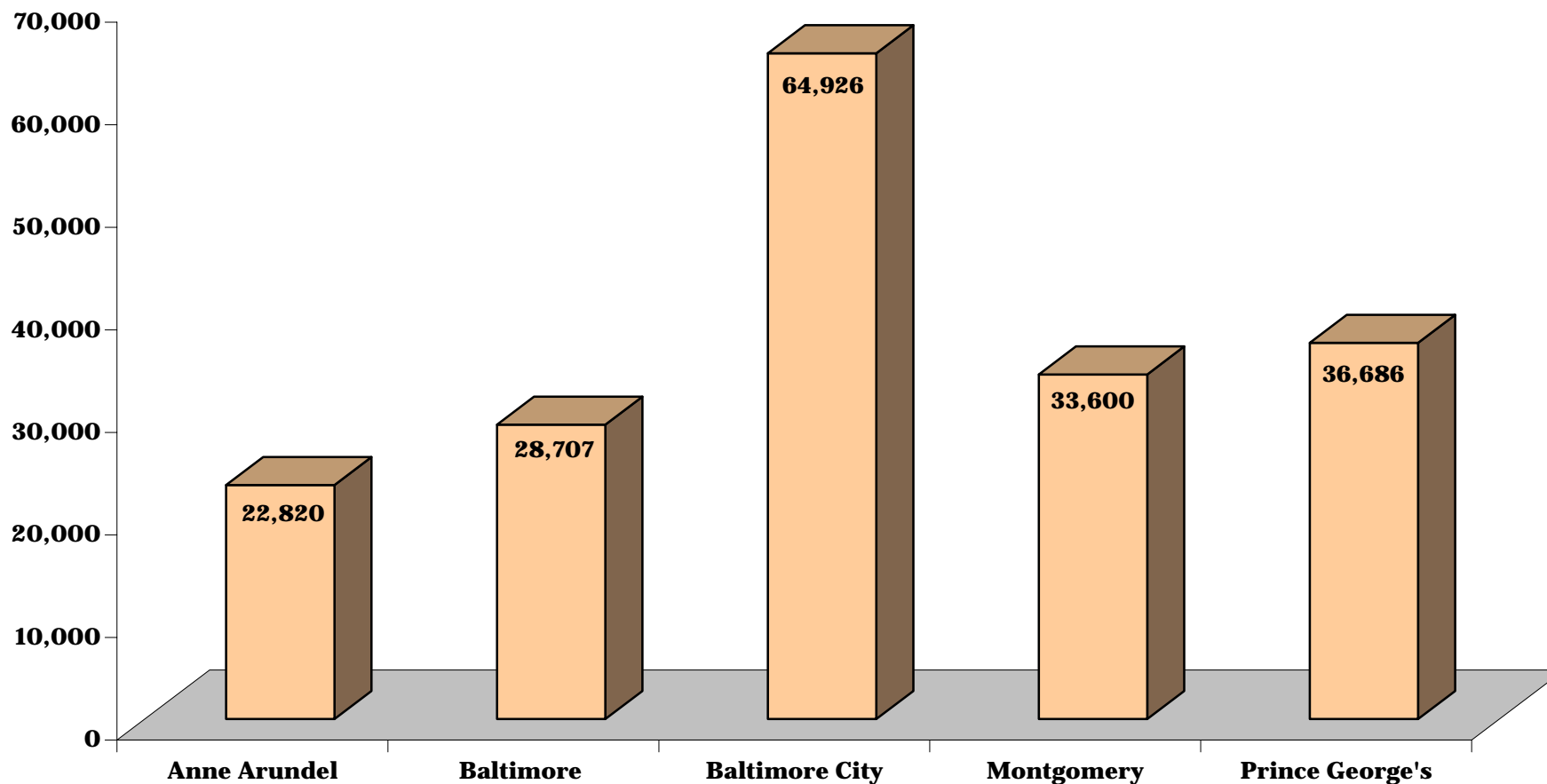
LARGE JURISDICTIONS: TOTAL CRIMINAL FILINGS



**CHART CC-4.4.5
CIRCUIT COURT**

LARGE JURISDICTIONS: TOTAL FILINGS

**Original and Reopened Cases
Fiscal Year 2005**



**CHART CC-4.4.6
CIRCUIT COURT**

LARGE JURISDICTIONS: COMPARISON OF SELECTED CRIMINAL DATA

**Original and Reopened Cases
Fiscal Year 2005**

