

maryland judiciary
annual statistical abstract 2005

a publication of the
administrative office of the courts



maryland judiciary
annual statistical abstract
fiscal year 2005

july 1, 2004 – june 30, 2005



Prepared By
Management Analysis and Research
Administrative Office of the Courts
Maryland Judicial Center
580 Taylor Avenue
Annapolis, Maryland 21401
(410) 260-1575
Maryland Relay Service (TT/Voice) 1-800-735-2258
www.courts.state.md.us

TABLE OF CONTENTS

Introduction

Message from Chief Judge Bell

The Maryland Judicial System Organizational Chart

Maryland Judiciary At a Glance

The Court of Appeals

The Court of Appeals Narrative

Table CA-1: Appeals and Petitions for Certiorari Filed and Terminated Within Fiscal Year

Chart CA-1.1: Appeals Filed and Terminated Within Fiscal Year

Chart CA-1.2: Certiorari Filed and Terminated Within Fiscal Year

Table CA-2: Origin of Appeals by Appellate Judicial Circuit and Jurisdiction

Chart CA-2.1: Origin of Appeals by Appellate Judicial Circuit and Jurisdiction

Table CA-3: Appeals Docketed by Term

Chart CA-3.1: Appeals Docketed by Term

Table CA-4: Filings and Dispositions

Chart CA-4.1: Filings and Dispositions

Table CA-5: Disposition of Origin of Appeals

Chart CA-5.1: Disposition of Civil Appeals

Chart CA-5.2: Disposition of Criminal Appeals

Chart CA-5.3: Disposition of All Appeals

Table CA-6: Petition for Docket Dispositions (Petitions for Certiorari)

Chart CA-6.1: Total Number Civil Petitions for Certiorari Disposed

Chart CA-6.2: Total Number Civil Petitions for Certiorari Docketed (Manner of Disposition)

Chart CA-6.3: Total Number Criminal Petitions for Certiorari Disposed

Chart CA-6.4: Total Number Criminal Petitions for Certiorari Docketed (Manner of Disposition)

Table CA-7: Average Intervals for Cases Disposed

Table CA-8: Cases Pending

Chart CA-8.1: Yearly Origin of Pending Regular Docket

The Court of Special Appeals

The Court of Special Appeals Narrative

Table CSA-1.1: Appeals Filed and Terminated Within Fiscal Year

Chart CSA-1.1: Appeals Filed and Terminated Within Fiscal Year

Table CSA-1.2: Opinions Filed in Fiscal Year

Chart CSA-1.2: Opinions Filed in Fiscal Year

Table CSA-2: Origin of Appeals by Appellate Judicial Circuit and Jurisdiction

Chart CSA-2.1: Percentage of Appeals Filed in Each Appellate Circuit

Table CSA-3: Appeals Docketed by Term
Chart CSA-3.1: Appeals Docketed by Term

Table CSA-4: Pre-Hearing Conference Reports
Chart CSA-4.1: Pre-Hearing Conference Reports Received per Term
Chart CSA-4.2: Disposition of Pre-Hearing Conference Reports

Table CSA-5: Disposition of Information Reports Assigned for Pre-Hearing Conference
Chart CSA-5.1: Disposition of Information Reports Assigned for Pre-Hearing Conference

Table CSA-6: Disposition of Applications for Leave to Appeal and Other Miscellaneous Cases
Chart CSA-6.1: Disposition of Applications for Leave to Appeal and Other Miscellaneous Cases

Table CSA-7: Disposition and Origin of Cases
Chart CSA-7.1: Total Cases Disposed by Case Type
Chart CSA-7.2: Origin of Appeals Docket by Percentage of Fiscal Year

Table CSA-8: Average Intervals for Cases Disposed

Table CSA-9: Cases Pending
Chart CSA-9.1: Cases Pending on Regular Docket by Case Type

The Circuit Courts

The Circuit Courts' Narrative

Table CC-1: Filings by Case Type by Fiscal Year
Chart CC 1.1: Civil and Criminal Filings by Fiscal Year

Table CC-2: All Cases: Filings and Terminations
Chart CC-2.1: 1st Circuit – All Cases: Filings and Terminations
Chart CC-2.2: 2nd Circuit – All Cases: Filings and Terminations
Chart CC-2.3: 3rd Circuit – All Cases: Filings and Terminations
Chart CC-2.4: 4th Circuit – All Cases: Filings and Terminations
Chart CC-2.5: 5th Circuit – All Cases: Filings and Terminations
Chart CC-2.6: 6th Circuit – All Cases: Filings and Terminations
Chart CC-2.7: 7th Circuit – All Cases: Filings and Terminations
Chart CC-2.8: 8th Circuit – All Cases: Filings and Terminations
Chart CC-2.9: State Totals – All Cases: Filings and Terminations

Table CC-3.1: Civil-General: Comparative Filings in the Circuit Courts
Chart CC-3.1.1: 1st Circuit – Civil-General Filings
Chart CC-3.1.2: 2nd Circuit – Civil-General Filings
Chart CC-3.1.3: 3rd Circuit – Civil-General Filings
Chart CC-3.1.4: 4th Circuit – Civil-General Filings
Chart CC-3.1.5: 5th Circuit – Civil-General Filings
Chart CC-3.1.6: 6th Circuit – Civil-General Filings
Chart CC-3.1.7: 7th Circuit – Civil-General Filings
Chart CC-3.1.8: 8th Circuit – Civil-General Filings
Chart CC-3.1.9: State Totals – Civil-General Filings

Table CC-3.2: Civil-Family: Comparative Filings in the Circuit Courts
Chart CC-3.2.1: 1st Circuit – Civil-Family Filings
Chart CC-3.2.2: 2nd Circuit – Civil-Family Filings
Chart CC-3.2.3: 3rd Circuit – Civil-Family Filings

Chart CC-3.2.4: 4th Circuit – Civil- Family Filings
Chart CC-3.2.5: 5th Circuit – Civil- Family Filings
Chart CC-3.2.6: 6th Circuit – Civil- Family Filings
Chart CC-3.2.7: 7th Circuit – Civil- Family Filings
Chart CC-3.2.8: 8th Circuit – Civil- Family Filings
Chart CC-3.2.9: State Totals – Civil- Family Filings

Table CC-3.3: Juvenile: Comparative Filings in the Circuit Courts

Chart CC-3.3.1: 1st Circuit – Juvenile Filings
Chart CC-3.3.2: 2nd Circuit – Juvenile Filings
Chart CC-3.3.3: 3rd Circuit – Juvenile Filings
Chart CC-3.3.4: 4th Circuit – Juvenile Filings
Chart CC-3.3.5: 5th Circuit – Juvenile Filings
Chart CC-3.3.6: 6th Circuit – Juvenile Filings
Chart CC-3.3.7: 7th Circuit – Juvenile Filings
Chart CC-3.3.8: 8th Circuit – Juvenile Filings
Chart CC-3.3.9: State Totals – Juvenile Filings

Table CC-3.4: Criminal: Comparative Filings in the Circuit Courts

Chart CC-3.4.1: 1st Circuit – Criminal Filings
Chart CC-3.4.2: 2nd Circuit – Criminal Filings
Chart CC-3.4.3: 3rd Circuit – Criminal Filings
Chart CC-3.4.4: 4th Circuit – Criminal Filings
Chart CC-3.4.5: 5th Circuit – Criminal Filings
Chart CC-3.4.6: 6th Circuit – Criminal Filings
Chart CC-3.4.7: 7th Circuit – Criminal Filings
Chart CC-3.4.8: 8th Circuit – Criminal Filings
Chart CC-3.4.9: State Totals – Criminal Filings

Table CC-4.1: Small Jurisdictions: Categories of Filings

Chart CC-4.1.1: Small Jurisdictions: Total Civil-General Filings
Chart CC-4.1.2: Small Jurisdictions: Total Civil-Family Filings
Chart CC-4.1.3: Small Jurisdictions: Total Juvenile Filings
Chart CC-4.1.4: Small Jurisdictions: Total Criminal Filings
Chart CC-4.1.5: Small Jurisdictions: Total Filings
Chart CC-4.1.6: Small Jurisdictions: Comparison of Selected Criminal Data

Table CC 4.2: Medium Jurisdictions: Categories of Filings

Chart CC-4.2.1: Medium Jurisdictions: Total Civil-General Filings
Chart CC-4.2.2: Medium Jurisdictions: Total Civil-Family Filings
Chart CC-4.2.3: Medium Jurisdictions: Total Juvenile Filings
Chart CC-4.2.4: Medium Jurisdictions: Total Criminal Filings
Chart CC-4.2.5: Medium Jurisdictions: Total Filings
Chart CC-4.2.6: Medium Jurisdictions: Comparison of Selected Criminal Data

Table CC 4.3: Medium-Large Jurisdictions: Categories of Filings

Chart CC-4.3.1: Medium-Large Jurisdictions: Total Civil-General Filings
Chart CC-4.3.2: Medium-Large Jurisdictions: Total Civil-Family Filings
Chart CC-4.3.3: Medium-Large Jurisdictions: Total Juvenile Filings
Chart CC-4.3.4: Medium-Large Jurisdictions: Total Criminal Filings
Chart CC-4.3.5: Medium-Large Jurisdictions: Total Filings
Chart CC-4.3.6: Medium-Large Jurisdictions: Comparison of Selected Criminal Data

Table CC-4.4: Large Jurisdictions: Categories of Filings

Chart CC-4.4.1: Large Jurisdictions: Total Civil-General Filings
Chart CC-4.4.2: Large Jurisdictions: Total Civil-Family Filings
Chart CC-4.4.3: Large Jurisdictions: Total Juvenile Filings

Chart CC-4.4.4: Large Jurisdictions: Total Criminal Filings
Chart CC-4.4.5: Large Jurisdictions: Total Filings
Chart CC-4.4.6: Large Jurisdictions: Comparison of Selected Criminal Data

Table CC-5: Civil-General Filings and Terminations
Chart CC-5.1: 1st Circuit – Civil-General Filings and Terminations
Chart CC-5.2: 2nd Circuit – Civil-General Filings and Terminations
Chart CC-5.3: 3rd Circuit – Civil-General Filings and Terminations
Chart CC-5.4: 4th Circuit – Civil-General Filings and Terminations
Chart CC-5.5: 5th Circuit – Civil-General Filings and Terminations
Chart CC-5.6: 6th Circuit – Civil-General Filings and Terminations
Chart CC-5.7: 7th Circuit – Civil-General Filings and Terminations
Chart CC-5.8: 8th Circuit – Civil-General Filings and Terminations
Chart CC-5.9: State Totals – Civil-General Filings and Terminations

Table CC-6: Civil-Family Filings and Terminations
Chart CC-6.1: 1st Circuit – Civil-Family Filings and Terminations
Chart CC-6.2: 2nd Circuit – Civil-Family Filings and Terminations
Chart CC-6.3: 3rd Circuit – Civil-Family Filings and Terminations
Chart CC-6.4: 4th Circuit – Civil-Family Filings and Terminations
Chart CC-6.5: 5th Circuit – Civil-Family Filings and Terminations
Chart CC-6.6: 6th Circuit – Civil-Family Filings and Terminations
Chart CC-6.7: 7th Circuit – Civil-Family Filings and Terminations
Chart CC-6.8: 8th Circuit – Civil-Family Filings and Terminations
Chart CC-6.9: State Totals – Civil-Family Filings and Terminations

Table CC-7: Domestic Violence Cases Heard

Table CC-8: Criminal Filings and Terminations
Chart CC-8.1: 1st Circuit – Criminal Filings and Terminations
Chart CC-8.2: 2nd Circuit – Criminal Filings and Terminations
Chart CC-8.3: 3rd Circuit – Criminal Filings and Terminations
Chart CC-8.4: 4th Circuit – Criminal Filings and Terminations
Chart CC-8.5: 5th Circuit – Criminal Filings and Terminations
Chart CC-8.6: 6th Circuit – Criminal Filings and Terminations
Chart CC-8.7: 7th Circuit – Criminal Filings and Terminations
Chart CC-8.8: 8th Circuit – Criminal Filings and Terminations
Chart CC-8.9: State Totals – Criminal Filings and Terminations

Table CC-9: Juvenile Filings and Terminations
Chart CC-9.1: 1st Circuit – Juvenile Filings and Terminations
Chart CC-9.2: 2nd Circuit – Juvenile Filings and Terminations
Chart CC-9.3: 3rd Circuit – Juvenile Filings and Terminations
Chart CC-9.4: 4th Circuit – Juvenile Filings and Terminations
Chart CC-9.5: 5th Circuit – Juvenile Filings and Terminations
Chart CC-9.6: 6th Circuit – Juvenile Filings and Terminations
Chart CC-9.7: 7th Circuit – Juvenile Filings and Terminations
Chart CC-9.8: 8th Circuit – Juvenile Filings and Terminations
Chart CC-9.9: State Totals – Juvenile Filings and Terminations

Table CC-10.1: Small Jurisdictions: Categories of Terminations
Chart CC-10.1.1: Small Jurisdictions: Civil-General Terminations
Chart CC-10.1.2: Small Jurisdictions: Civil-Family Terminations
Chart CC-10.1.3: Small Jurisdictions: Juvenile Terminations
Chart CC-10.1.4: Small Jurisdictions: Criminal Terminations

Table CC-10.2: Medium Jurisdictions: Categories of Terminations

Chart CC-10.2.1: Medium Jurisdictions: Civil-General Terminations
Chart CC-10.2.2: Medium Jurisdictions: Civil-Family Terminations
Chart CC-10.2.3: Medium Jurisdictions: Juvenile Terminations
Chart CC-10.2.4: Medium Jurisdictions: Criminal Terminations

Table CC-10.3: Medium-Large Jurisdictions: Categories of Terminations
Chart CC-10.3: Medium-Large Jurisdictions: All Categories of Terminations

Table CC-10.4: Large Jurisdictions: Categories of Terminations
Chart CC-10.4: Large Jurisdictions: Categories of Terminations

Table CC-11.1: Civil: Average Days from Filing to Disposition
Table CC-11.2: Criminal: Average Days from Filing to Disposition
Table CC-11.3 Juvenile: Average Days from Filing to Disposition
Chart CC-11.1: Statewide Average Days from Filing to Disposition – All Case Types

Table CC-12: Delinquency Terminations by Type of Disposition
Chart CC-12.1: State Totals – Delinquency Terminations by Type of Disposition

Table CC-13: Court Trials, Jury Trials and Hearings: By County, Circuit and Functional Area

Table CC-14: Terminations as Percentage of Filings
Chart CC-14.1: Terminations and Filings

Table CC-15: Jury Trial Prayers in the Circuit Courts
Chart CC-15.1: Jury Trial Prayers – Baltimore City
Chart CC-15.2: Jury Trial Prayers – Anne Arundel County
Chart CC-15.3: Jury Trial Prayers – Baltimore County
Chart CC-15.4: Jury Trial Prayers – Montgomery County
Chart CC-15.5: Jury Trial Prayers – Prince George’s County
Chart CC-15.6: Jury Trial Prayers – All Other Counties
Chart CC-15.7: Jury Trial Prayers – State Totals
Chart CC-15.8: Jury Trial Prayers – All Counties

Table CC-16: Civil Cases Tried

Table CC-17: Civil Cases: Ratio of Trials to Dispositions

Table CC-18: Criminal Cases Tried

Table CC-19: Criminal Cases: Trials as a Percentage of Dispositions

Table CC-20.1: 1st Circuit Business Related Workload
Table CC-20.2: 2nd Circuit Business Related Workload
Table CC-20.3: 3rd Circuit Business Related Workload
Table CC-20.4: 4th Circuit Business Related Workload
Table CC-20.5: 5th Circuit Business Related Workload
Table CC-20.6: 6th Circuit Business Related Workload
Table CC-20.7: 7th Circuit Business Related Workload
Table CC-20.8: 8th Circuit Business Related Workload
Table CC-20.9: State Total: Business Related Workload

The District Courts

The District Courts’ Narrative

Table DC-1: Motor Vehicle, Criminal and Civil Cases – 5 Year Comparative Data

Chart DC-1.1: District 1 – Motor Vehicle, Criminal and Civil Cases – 5 Year Comparative Data
Chart DC-1.2: District 2 – Motor Vehicle, Criminal and Civil Cases – 5 Year Comparative Data
Chart DC-1.3: District 3 – Motor Vehicle, Criminal and Civil Cases – 5 Year Comparative Data
Chart DC-1.4: District 4 – Motor Vehicle, Criminal and Civil Cases – 5 Year Comparative Data
Chart DC-1.5: District 5 – Motor Vehicle, Criminal and Civil Cases – 5 Year Comparative Data
Chart DC-1.6: District 6 – Motor Vehicle, Criminal and Civil Cases – 5 Year Comparative Data
Chart DC-1.7: District 7 – Motor Vehicle, Criminal and Civil Cases – 5 Year Comparative Data
Chart DC-1.8: District 8 – Motor Vehicle, Criminal and Civil Cases – 5 Year Comparative Data
Chart DC-1.9: District 9 – Motor Vehicle, Criminal and Civil Cases – 5 Year Comparative Data
Chart DC-1.10: District 10 – Motor Vehicle, Criminal and Civil Cases – 5 Year Comparative Data
Chart DC-1.11: District 11 – Motor Vehicle, Criminal and Civil Cases – 5 Year Comparative Data
Chart DC-1.12: District 12 – Motor Vehicle, Criminal and Civil Cases – 5 Year Comparative Data
Chart DC-1.13: State Total – Motor Vehicle, Criminal and Civil Cases – 5 Year Comparative Data

Table DC-2: Motor Vehicle, Criminal and Civil Cases

Chart DC-2.1: District 1 – Motor Vehicle, Criminal and Civil Cases
Chart DC-2.2: District 2 – Motor Vehicle, Criminal and Civil Cases
Chart DC-2.3: District 3 – Motor Vehicle, Criminal and Civil Cases
Chart DC-2.4: District 4 – Motor Vehicle, Criminal and Civil Cases
Chart DC-2.5: District 5 – Motor Vehicle, Criminal and Civil Cases
Chart DC-2.6: District 6 – Motor Vehicle, Criminal and Civil Cases
Chart DC-2.7: District 7 – Motor Vehicle, Criminal and Civil Cases
Chart DC-2.8: District 8 – Motor Vehicle, Criminal and Civil Cases
Chart DC-2.9: District 9 – Motor Vehicle, Criminal and Civil Cases
Chart DC-2.10: District 10 – Motor Vehicle, Criminal and Civil Cases
Chart DC-2.11: District 11 – Motor Vehicle, Criminal and Civil Cases
Chart DC-2.12: District 12 – Motor Vehicle, Criminal and Civil Cases
Chart DC-2.13: State Total – Motor Vehicle, Criminal and Civil Cases

Table DC-3: Population and Cases Filed & Terminated per District Court Judge

Table DC-4.1: Motor Vehicle Cases Filed and Processed

Chart DC-4.1.1: District 1 – Motor Vehicle Cases Filed and Processed
Chart DC-4.1.2: District 2 – Motor Vehicle Cases Filed and Processed
Chart DC-4.1.3: District 3 – Motor Vehicle Cases Filed and Processed
Chart DC-4.1.4: District 4 – Motor Vehicle Cases Filed and Processed
Chart DC-4.1.5: District 5 – Motor Vehicle Cases Filed and Processed
Chart DC-4.1.6: District 6 – Motor Vehicle Cases Filed and Processed
Chart DC-4.1.7: District 7 – Motor Vehicle Cases Filed and Processed
Chart DC-4.1.8: District 8 – Motor Vehicle Cases Filed and Processed
Chart DC-4.1.9: District 9 – Motor Vehicle Cases Filed and Processed
Chart DC-4.1.10: District 10 – Motor Vehicle Cases Filed and Processed
Chart DC-4.1.11: District 11 – Motor Vehicle Cases Filed and Processed
Chart DC-4.1.12: District 12 – Motor Vehicle Cases Filed and Processed
Chart DC-4.1.13: State Total – Motor Vehicle Cases Filed and Processed

Table DC-4.2: Criminal and Civil Cases Filed and Processed

Chart DC-4.2.1: District 1 – Criminal and Civil Cases Filed and Processed
Chart DC-4.2.2: District 2 – Criminal and Civil Cases Filed and Processed
Chart DC-4.2.3: District 3 – Criminal and Civil Cases Filed and Processed
Chart DC-4.2.4: District 4 – Criminal and Civil Cases Filed and Processed
Chart DC-4.2.5: District 5 – Criminal and Civil Cases Filed and Processed
Chart DC-4.2.6: District 6 – Criminal and Civil Cases Filed and Processed
Chart DC-4.2.7: District 7 – Criminal and Civil Cases Filed and Processed
Chart DC-4.2.8: District 8 – Criminal and Civil Cases Filed and Processed
Chart DC-4.2.9: District 9 – Criminal and Civil Cases Filed and Processed
Chart DC-4.2.10: District 10 – Criminal and Civil Cases Filed and Processed

Chart DC-4.2.11: District 11 – Criminal and Civil Cases Filed and Processed
Chart DC-4.2.12: District 12 – Criminal and Civil Cases Filed and Processed
Chart DC-4.2.13: State Total – Criminal and Civil Cases Filed and Processed

Table DC-4.3: Total Motor Vehicle, Criminal and Civil Cases Filed
Chart DC-4.3.1: District 1 – Total Motor Vehicle, Criminal and Civil Cases Filed
Chart DC-4.3.2: District 2 – Total Motor Vehicle, Criminal and Civil Cases Filed
Chart DC-4.3.3: District 3 – Total Motor Vehicle, Criminal and Civil Cases Filed
Chart DC-4.3.4: District 4 – Total Motor Vehicle, Criminal and Civil Cases Filed
Chart DC-4.3.5: District 5 – Total Motor Vehicle, Criminal and Civil Cases Filed
Chart DC-4.3.6: District 6 – Total Motor Vehicle, Criminal and Civil Cases Filed
Chart DC-4.3.7: District 7 – Total Motor Vehicle, Criminal and Civil Cases Filed
Chart DC-4.3.8: District 8 – Total Motor Vehicle, Criminal and Civil Cases Filed
Chart DC-4.3.9: District 9 – Total Motor Vehicle, Criminal and Civil Cases Filed
Chart DC-4.3.10: District 10 – Total Motor Vehicle, Criminal and Civil Cases Filed
Chart DC-4.3.11: District 11 – Total Motor Vehicle, Criminal and Civil Cases Filed
Chart DC-4.3.12: District 12 – Total Motor Vehicle, Criminal and Civil Cases Filed
Chart DC-4.3.13: State Total – Total Motor Vehicle, Criminal and Civil Cases Filed

Table DC-5: Motor Vehicle Cases Filed and Terminated
Chart DC-5.1: District 1 – Motor Vehicle Cases Filed and Terminated
Chart DC-5.2: District 2 – Motor Vehicle Cases Filed and Terminated
Chart DC-5.3: District 3 – Motor Vehicle Cases Filed and Terminated
Chart DC-5.4: District 4 – Motor Vehicle Cases Filed and Terminated
Chart DC-5.5: District 5 – Motor Vehicle Cases Filed and Terminated
Chart DC-5.6: District 6 – Motor Vehicle Cases Filed and Terminated
Chart DC-5.7: District 7 – Motor Vehicle Cases Filed and Terminated
Chart DC-5.8: District 8 – Motor Vehicle Cases Filed and Terminated
Chart DC-5.9: District 9 – Motor Vehicle Cases Filed and Terminated
Chart DC-5.10: District 10 – Motor Vehicle Cases Filed and Terminated
Chart DC-5.11: District 11 – Motor Vehicle Cases Filed and Terminated
Chart DC-5.12: District 12 – Motor Vehicle Cases Filed and Terminated
Chart DC-5.13: State Total – Motor Vehicle Cases Filed and Terminated

Table DC-6.1: Criminal Cases Filed and Terminated
Chart DC-6.1.1: District 1 – Criminal Cases Filed and Terminated
Chart DC-6.1.2: District 2 – Criminal Cases Filed and Terminated
Chart DC-6.1.3: District 3 – Criminal Cases Filed and Terminated
Chart DC-6.1.4: District 4 – Criminal Cases Filed and Terminated
Chart DC-6.1.5: District 5 – Criminal Cases Filed and Terminated
Chart DC-6.1.6: District 6 – Criminal Cases Filed and Terminated
Chart DC-6.1.7: District 7 – Criminal Cases Filed and Terminated
Chart DC-6.1.8: District 8 – Criminal Cases Filed and Terminated
Chart DC-6.1.9: District 9 – Criminal Cases Filed and Terminated
Chart DC-6.1.10: District 10 – Criminal Cases Filed and Terminated
Chart DC-6.1.11: District 11 – Criminal Cases Filed and Terminated
Chart DC-6.1.12: District 12 – Criminal Cases Filed and Terminated
Chart DC-6.1.13: State Total – Criminal Cases Filed and Terminated

Table DC-6.2: Criminal Cases: Manner of Disposition
Chart DC-6.2.1: District 1 - Criminal Cases: Manner of Disposition
Chart DC-6.2.2: District 2 – Criminal Cases: Manner of Disposition
Chart DC-6.2.3: District 3 – Criminal Cases: Manner of Disposition
Chart DC-6.2.4: District 4 – Criminal Cases: Manner of Disposition
Chart DC-6.2.5: District 5 – Criminal Cases: Manner of Disposition
Chart DC-6.2.6: District 6 – Criminal Cases: Manner of Disposition
Chart DC-6.2.7: District 7 – Criminal Cases: Manner of Disposition

Chart DC-6.2.8: District 8 – Criminal Cases: Manner of Disposition
Chart DC-6.2.9: District 9 – Criminal Cases: Manner of Disposition
Chart DC-6.2.10: District 10 – Criminal Cases: Manner of Disposition
Chart DC-6.2.11: District 11 – Criminal Cases: Manner of Disposition
Chart DC-6.2.12: District 12 – Criminal Cases: Manner of Disposition
Chart DC-6.2.13: State Total – Criminal Cases: Manner of Disposition

Table DC-7: Civil Filings and Terminations – 4 Year Comparative Data

Chart DC-7.1: District 1 – Civil Filings and Terminations
Chart DC-7.2: District 2 – Civil Filings and Terminations
Chart DC-7.3: District 3 – Civil Filings and Terminations
Chart DC-7.4: District 4 – Civil Filings and Terminations
Chart DC-7.5: District 5 – Civil Filings and Terminations
Chart DC-7.6: District 6 – Civil Filings and Terminations
Chart DC-7.7: District 7 – Civil Filings and Terminations
Chart DC-7.8: District 8 – Civil Filings and Terminations
Chart DC-7.9: District 9 – Civil Filings and Terminations
Chart DC-7.10: District 10 – Civil Filings and Terminations
Chart DC-7.11: District 11 – Civil Filings and Terminations
Chart DC-7.12: District 12 – Civil Filings and Terminations
Chart DC-7.13: State Total – Civil Filings and Terminations

Table DC-8.1: DWI Cases Filed and Terminated

Chart DC-8.1.1: District 1 – DWI Cases Filed and Terminated
Chart DC-8.1.2: District 2 – DWI Cases Filed and Terminated
Chart DC-8.1.3: District 3 – DWI Cases Filed and Terminated
Chart DC-8.1.4: District 4 – DWI Cases Filed and Terminated
Chart DC-8.1.5: District 5 – DWI Cases Filed and Terminated
Chart DC-8.1.6: District 6 – DWI Cases Filed and Terminated
Chart DC-8.1.7: District 7 – DWI Cases Filed and Terminated
Chart DC-8.1.8: District 8 – DWI Cases Filed and Terminated
Chart DC-8.1.9: District 9 – DWI Cases Filed and Terminated
Chart DC-8.1.10: District 10 – DWI Cases Filed and Terminated
Chart DC-8.1.11: District 11 – DWI Cases Filed and Terminated
Chart DC-8.1.12: District 12 – DWI Cases Filed and Terminated
Chart DC-8.1.13: State Total – DWI Cases Filed and Terminated

Table DC-8.2: DWI Cases: Manner of Disposition

Chart DC-8.2.1: District 1 – DWI Cases: Manner of Disposition
Chart DC-8.2.2: District 2 – DWI Cases: Manner of Disposition
Chart DC-8.2.3: District 3 – DWI Cases: Manner of Disposition
Chart DC-8.2.4: District 4 – DWI Cases: Manner of Disposition
Chart DC-8.2.5: District 5 – DWI Cases: Manner of Disposition
Chart DC-8.2.6: District 6 – DWI Cases: Manner of Disposition
Chart DC-8.2.7: District 7 – DWI Cases: Manner of Disposition
Chart DC-8.2.8: District 8 – DWI Cases: Manner of Disposition
Chart DC-8.2.9: District 9 – DWI Cases: Manner of Disposition
Chart DC-8.2.10: District 10 – DWI Cases: Manner of Disposition
Chart DC-8.2.11: District 11 – DWI Cases: Manner of Disposition
Chart DC-8.2.12: District 12 – DWI Cases: Manner of Disposition
Chart DC-8.2.13: State Total – DWI Cases: Manner of Disposition

Table DC-9: Domestic Violence Cases Filed and Terminated

Chart DC-9.1: District 1 – Domestic Violence Cases Filed and Terminated
Chart DC-9.2: District 2 – Domestic Violence Cases Filed and Terminated
Chart DC-9.3: District 3 – Domestic Violence Cases Filed and Terminated
Chart DC-9.4: District 4 – Domestic Violence Cases Filed and Terminated

Chart DC-9.5: District 5 – Domestic Violence Cases Filed and Terminated
Chart DC-9.6: District 6 – Domestic Violence Cases Filed and Terminated
Chart DC-9.7: District 7 – Domestic Violence Cases Filed and Terminated
Chart DC-9.8: District 8 – Domestic Violence Cases Filed and Terminated
Chart DC-9.9: District 9 – Domestic Violence Cases Filed and Terminated
Chart DC-9.10: District 10 – Domestic Violence Cases Filed and Terminated
Chart DC-9.11: District 11 – Domestic Violence Cases Filed and Terminated
Chart DC-9.12: District 12 – Domestic Violence Cases Filed and Terminated
Chart DC-9.13: State Total – Domestic Violence Cases Filed and Terminated

Table DC-10: Peace Order Cases Filed and Terminated

Chart DC-10.1: District 1 – Peace Order Cases Filed and Terminated
Chart DC-10.2: District 2 – Peace Order Cases Filed and Terminated
Chart DC-10.3: District 3 – Peace Order Cases Filed and Terminated
Chart DC-10.4: District 4 – Peace Order Cases Filed and Terminated
Chart DC-10.5: District 5 – Peace Order Cases Filed and Terminated
Chart DC-10.6: District 6 – Peace Order Cases Filed and Terminated
Chart DC-10.7: District 7 – Peace Order Cases Filed and Terminated
Chart DC-10.8: District 8 – Peace Order Cases Filed and Terminated
Chart DC-10.9: District 9 – Peace Order Cases Filed and Terminated
Chart DC-10.10: District 10 – Peace Order Cases Filed and Terminated
Chart DC-10.11: District 11 – Peace Order Cases Filed and Terminated
Chart DC-10.12: District 12 – Peace Order Cases Filed and Terminated
Chart DC-10.13: State Total – Peace Order Cases Filed and Terminated

Table DC-11: Domestic Violence and Peace Order Dispositions

Chart DC-11.1.1: District 1 – Domestic Violence Dispositions
Chart DC-11.1.2: District 2 – Domestic Violence Dispositions
Chart DC-11.1.3: District 3 – Domestic Violence Dispositions
Chart DC-11.1.4: District 4 – Domestic Violence Dispositions
Chart DC-11.1.5: District 5 – Domestic Violence Dispositions
Chart DC-11.1.6: District 6 – Domestic Violence Dispositions
Chart DC-11.1.7: District 7 – Domestic Violence Dispositions
Chart DC-11.1.8: District 8 – Domestic Violence Dispositions
Chart DC-11.1.9: District 9 – Domestic Violence Dispositions
Chart DC-11.1.10: District 10 – Domestic Violence Dispositions
Chart DC-11.1.11: District 11 – Domestic Violence Dispositions
Chart DC-11.1.12: District 12 – Domestic Violence Dispositions
Chart DC-11.1.13: State Total – Domestic Violence Dispositions
Chart DC-11.2.1: District 1 – Peace Order Dispositions
Chart DC-11.2.2: District 2 – Peace Order Dispositions
Chart DC-11.2.3: District 3 – Peace Order Dispositions
Chart DC-11.2.4: District 4 – Peace Order Dispositions
Chart DC-11.2.5: District 5 – Peace Order Dispositions
Chart DC-11.2.6: District 6 – Peace Order Dispositions
Chart DC-11.2.7: District 7 – Peace Order Dispositions
Chart DC-11.2.8: District 8 – Peace Order Dispositions
Chart DC-11.2.9: District 9 – Peace Order Dispositions
Chart DC-11.2.10: District 10 – Peace Order Dispositions
Chart DC-11.2.11: District 11 – Peace Order Dispositions
Chart DC-11.2.12: District 12 – Peace Order Dispositions
Chart DC-11.2.13: State Total – Peace Order Dispositions

Photos courtesy of the Maryland Department of Natural Resources – www.dnr.maryland.gov

INTRODUCTION

ROBERT M. BELL
CHIEF JUDGE
COURT OF APPEALS OF MARYLAND
634 COURTHOUSE EAST
111 N. CALVERT STREET
BALTIMORE, MARYLAND 21202
(410) 333-6396



December 2005

I am pleased to present the *Annual Report of the Maryland Judiciary – Statistical Abstract*. You will note a number of changes to this year's Report. For the first time, it is being distributed only in web-based format. This format has the advantage of permitting the user to view all of the various charts and graphs that offer a graphical presentation of the work of Maryland's four court levels and to print only the pages needed or, if he or she desires, all of them. You will notice, in addition, that this year's Report, as it proclaims, consists solely of statistics. Information pertaining to the court-related agencies or the Administrative Office of the Courts is still accessible, but it now must be viewed on the Judiciary's website.

I commend the men and women who comprise the workforce of the Maryland Judiciary for their continued diligence in ensuring quality and prompt service to the citizens of Maryland. The information presented in this Report speaks to their hard work.

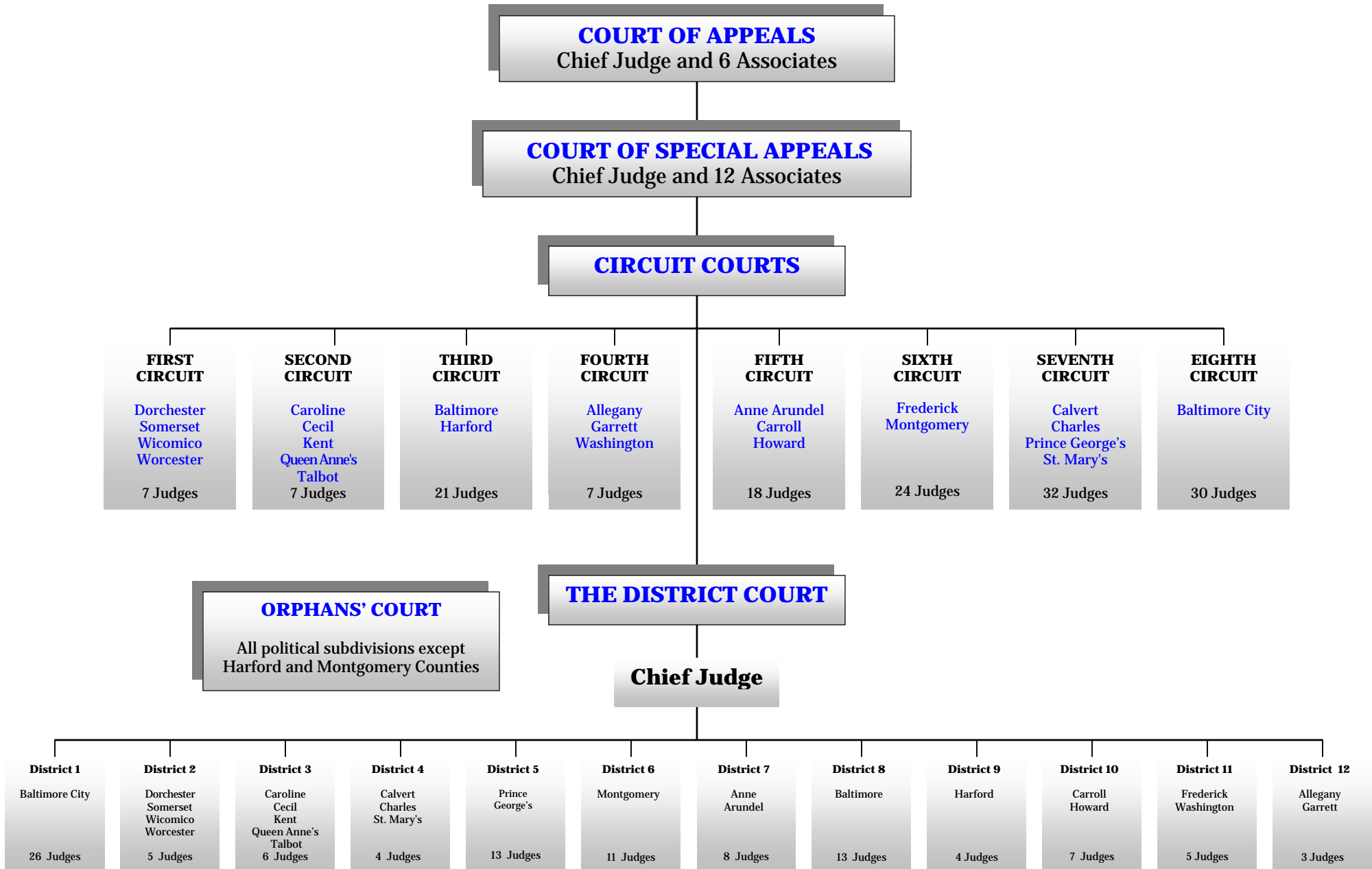
A handwritten signature in black ink that reads "Robert M. Bell".

Robert M. Bell
Chief Judge

THE MARYLAND JUDICIAL SYSTEM*

Fiscal Year 2005

*Click on any county or court name in blue to visit it's website



MARYLAND JUDICIARY AT A GLANCE
Fiscal Year July 1, 2004 – June 30, 2005

Judicial Branch Personnel in Profile

Judges

| | |
|--------------------------|--------------|
| Court of Appeals | 7.0 |
| Court of Special Appeals | 13.0 |
| Circuit Courts | 146.0 |
| District Court | 106.0 |
| Orphans' Court | 66.0 |
| Total Judges | 338.0 |

| | |
|---|--------------|
| Circuit Court Masters | 50.0 |
| Circuit Court Law Clerks | 153.0 |
| Total Circuit Court Masters & Law Clerks | 203.0 |

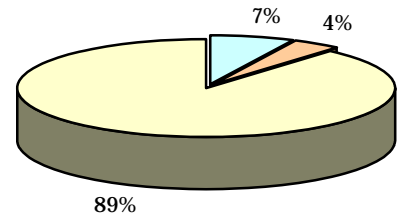
Judicial Support Personnel*

| | |
|---|----------------|
| Court of Appeals | 65.0 |
| Court of Special Appeals | 66.5 |
| Circuit Court Clerks' Offices | 1,270.5 |
| District Court | 1,465.0 |
| Administrative Office of the Courts | 381.0 |
| Court-Related Agencies | 34.8 |
| Circuit Courts - Local Funding | 870.0 |
| Total Judicial Support Personnel | 4,152.8 |

Total Judicial Branch Personnel **4,693.8**

*Includes contractual positions

**Maryland Judicial Branch
Personnel
FY 2005**



- Total Judges
- Total Circuit Court Masters & Law Clerks
- Total Judicial Support Personnel

Judicial Revenues

| Program | FY 2003 | FY 2004 | FY 2005 |
|------------------------------|----------------------|----------------------|----------------------|
| Court of Appeals | \$108,018 | \$99,205 | \$101,893 |
| Court of Special Appeals | \$85,757 | \$87,281 | \$96,292 |
| Circuit Courts | \$428,425,606 | \$570,381,173 | \$745,402,304 |
| District Court | \$81,010,507 | \$95,070,029 | \$101,331,552 |
| State Board of Law Examiners | \$751,032 | \$950,329 | \$838,383 |
| Maryland Law Library | \$14,161 | \$10,969 | \$5,132 |
| Totals | \$510,395,081 | \$666,598,986 | \$847,775,556 |

Of the above FY 2005 amount, \$33,486,389 was remitted to the Land Records Improvement Fund, \$960,272 to the State's Victims of Crime Fund, \$3,386,576 to the Criminal Injury Compensation Fund, \$127,203 to the Victim and Witness Protection and Relocation Fund, \$8,843,796 to Maryland Legal Services and \$7,220 to the Maryland Substance Abuse Fund. Local revenue collections totaled \$368,631,187.

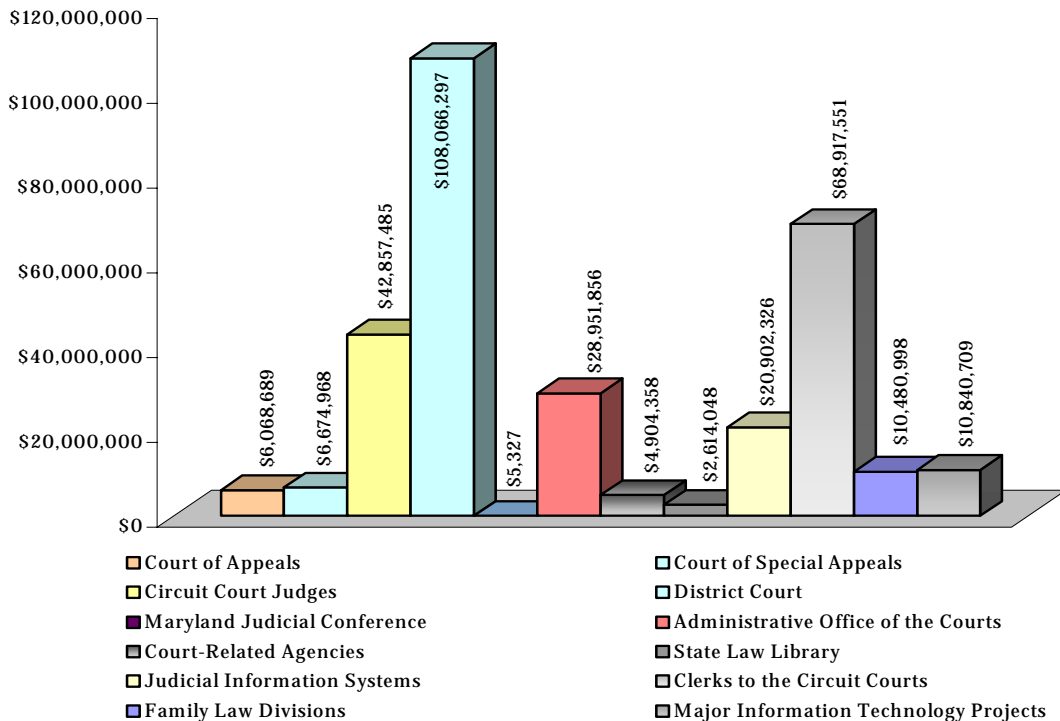
MARYLAND JUDICIARY AT A GLANCE, continued

Judicial Expenditures

| Program | FY 2003 | FY 2004 | FY 2005 |
|---------------------------------------|----------------------|----------------------|----------------------|
| Court of Appeals | \$6,119,213 | \$6,256,634 | \$6,068,689 |
| Court of Special Appeals | \$6,657,796 | \$6,559,607 | \$6,674,968 |
| Circuit Court Judges | \$40,714,213 | \$43,824,243 | \$42,857,485 |
| District Court | \$102,724,908 | \$104,876,965 | \$108,066,297 |
| Maryland Judicial Conference | \$3,953 | \$0 | \$5,327 |
| Administrative Office of the Courts | \$19,215,297 | \$22,970,265 | \$28,951,856 |
| Court-Related Agencies | \$4,291,021 | \$4,906,101 | \$4,904,358 |
| State Law Library | \$1,646,499 | \$2,190,375 | \$2,614,048 |
| Judicial Information Systems | \$16,209,765 | \$20,732,345 | \$20,902,326 |
| Clerks to the Circuit Courts | \$64,218,086 | \$63,727,796 | \$68,917,551 |
| Family Law Divisions | \$11,796,881 | \$11,531,242 | \$10,480,998 |
| Major Information Technology Projects | \$6,212,592 | \$16,781,024 | \$10,840,709 |
| Totals | \$279,810,224 | \$304,356,597 | \$311,284,612 |

Maryland Judicial Expenditures By Program

Fiscal Year 2005



MARYLAND JUDICIARY AT A GLANCE, continued

Total Filings and Terminations in the Maryland State Courts in Fiscal Year 2005

| Name of Court | Total Filings | Total Terminations |
|----------------------------|----------------------|---------------------------|
| Court of Appeals* | 741 | 765 |
| Court of Special Appeals** | 2,041 | 1,796 |
| Circuit Courts*** | 278,083 | 279,263 |
| District Courts**** | 2,490,277 | 2,406,654 |
| Totals | 2,771,142 | 2,688,478 |

*Both totals include Appeals and Certiorari filed; all data from Table CA-1.

**Both totals include Appeals filed; all data from Table CSA-1.1.

***Both totals include Civil-General, Civil-Family, Juvenile and Criminal cases; all data from Tables CC-1 & 2.

****Both totals include Motor Vehicle, Criminal and Civil cases; all data from Table DC-1.

for information or comments, contact

administrative office of the courts

annapolis, maryland

410.260.1575