

The background of the cover is a photograph of a classical building's facade. It features four prominent white columns with fluted shafts and decorative capitals. Below the columns is a decorative frieze with a repeating geometric pattern. In the center, a large, detailed stone sculpture of a lion's head is mounted on the wall, with its mouth open. The building's architecture is highly ornate and symmetrical.

MARYLAND JUDICIARY

2006-2007  
annual statistical abstract

**maryland judiciary**  
**annual statistical abstract**  
**fiscal year 2007**  
july 1, 2006– june 30, 2007

---



*Prepared By*  
*Court Research and Development*  
*Administrative Office of the Courts*  
*Maryland Judicial Center*  
*580 Taylor Avenue*  
*Annapolis, Maryland 21401*  
*(410) 260-1275*  
*Maryland Relay Service (TT/Voice) 1-800-735-2258*  
*[www.mdcourts.gov](http://www.mdcourts.gov)*

## **TABLE OF CONTENTS**

---

### **Introduction**

Message from Chief Judge Bell

The Maryland Judicial System Organizational Chart

Maryland Judiciary At a Glance

### **The Court of Appeals**

The Court of Appeals' Narrative

Table CA-1: Appeals and Petitions for Certiorari Filed and Disposed of Within Fiscal Year

Chart CA-1.1: Appeals Filed and Disposed of Within Fiscal Year

Chart CA-1.2: Certiorari Filed and Disposed of Within Fiscal Year

Table CA-2: Origin of Appeals by Appellate Judicial Circuit and Jurisdiction

Chart CA-2.1: Origin of Appeals by Appellate Judicial Circuit and Jurisdiction

Table CA-3: Appeals Docketed by Term

Chart CA-3.1: Appeals Docketed by Term

Table CA-4: Filings and Dispositions

Chart CA-4.1: Filings and Dispositions

Table CA-5: Disposition of Origin of Appeals

Chart CA-5.1: Disposition of Civil Appeals

Chart CA-5.2: Disposition of Criminal Appeals

Chart CA-5.3: Disposition of All Appeals

Table CA-6: Petition Docket Dispositions (Petitions for Certiorari)

Chart CA-6.1: Total Number Civil Petitions for Certiorari Disposed

Chart CA-6.2: Total Number Civil Petitions for Certiorari Docketed (Manner of Disposition)

Chart CA-6.3: Total Number Criminal Petitions for Certiorari Disposed

Chart CA-6.4: Total Number Criminal Petitions for Certiorari Docketed (Manner of Disposition)

Table CA-7: Average Intervals for Cases Disposed

Table CA-8: Cases Pending

Chart CA-8.1: Yearly Origin of Pending Regular Docket

### **The Court of Special Appeals**

The Court of Special Appeals' Narrative

Table COSA-1.1: Appeals Filed and Terminated Within Fiscal Year

Chart COSA-1.1: Appeals Filed and Terminated Within Fiscal Year

Table COSA-1.2: Opinions Filed in Fiscal Year

Chart COSA-1.2: Opinions Filed in Fiscal Year

Table COSA -2: Origin of Appeals by Appellate Judicial Circuit and Jurisdiction  
Chart COSA -2.1: Percentage of Appeals Filed in Each Appellate Circuit

Table COSA -3: Appeals Docketed by Term  
Chart COSA -3.1: Appeals Docketed by Term

Table COSA -4: Pre-Hearing Conference Reports  
Chart COSA -4.1: Pre-Hearing Conference Reports Received per Term  
Chart COSA -4.2: Disposition of Pre-Hearing Conference Reports

Table COSA -5: Disposition of Information Reports Assigned for Pre-Hearing Conference  
Chart COSA -5.1: Disposition of Information Reports Assigned for Pre-Hearing Conference

Table COSA -6: Disposition of Applications for Leave to Appeal and Other Miscellaneous Cases  
Chart COSA -6.1: Disposition of Applications for Leave to Appeal and Other Miscellaneous Cases

Table COSA -7: Disposition and Origin of Cases  
Chart COSA -7.1: Total Cases Disposed by Case Type  
Chart COSA -7.2: Origin of Appeals Docket by Percent of Term

Table COSA -8: Average Intervals for Cases Disposed

Table COSA -9: Cases Pending  
Chart COSA -9.1: Cases Pending on Regular Docket by Case Type

## **The Circuit Courts**

The Circuit Courts' Narrative

Table CC-1: Filings by Case Type by Fiscal Year  
Chart CC 1.1: Filings by Fiscal Year

Table CC-2: All Cases: Filings and Terminations  
Chart CC-2.1: 1<sup>st</sup> Circuit – All Cases: Filings and Terminations  
Chart CC-2.2: 2<sup>nd</sup> Circuit – All Cases: Filings and Terminations  
Chart CC-2.3: 3<sup>rd</sup> Circuit – All Cases: Filings and Terminations  
Chart CC-2.4: 4<sup>th</sup> Circuit – All Cases: Filings and Terminations  
Chart CC-2.5: 5<sup>th</sup> Circuit – All Cases: Filings and Terminations  
Chart CC-2.6: 6<sup>th</sup> Circuit – All Cases: Filings and Terminations  
Chart CC-2.7: 7<sup>th</sup> Circuit – All Cases: Filings and Terminations  
Chart CC-2.8: 8<sup>th</sup> Circuit – All Cases: Filings and Terminations  
Chart CC-2.9: State Total – All Cases: Filings and Terminations

Table CC-3.1: Civil-General: Comparative Filings in the Circuit Courts  
Chart CC-3.1.1: 1<sup>st</sup> Circuit – Civil-General Filings  
Chart CC-3.1.2: 2<sup>nd</sup> Circuit – Civil-General Filings  
Chart CC-3.1.3: 3<sup>rd</sup> Circuit – Civil-General Filings  
Chart CC-3.1.4: 4<sup>th</sup> Circuit – Civil-General Filings  
Chart CC-3.1.5: 5<sup>th</sup> Circuit – Civil-General Filings  
Chart CC-3.1.6: 6<sup>th</sup> Circuit – Civil-General Filings  
Chart CC-3.1.7: 7<sup>th</sup> Circuit – Civil-General Filings  
Chart CC-3.1.8: 8<sup>th</sup> Circuit – Civil-General Filings  
Chart CC-3.1.9: State Totals – Civil-General Filings

**Table CC-3.2: Civil-Family: Comparative Filings in the Circuit Courts**

- Chart CC-3.2.1: 1<sup>st</sup> Circuit – Civil-Family Filings
- Chart CC-3.2.2: 2<sup>nd</sup> Circuit – Civil-Family Filings
- Chart CC-3.2.3: 3<sup>rd</sup> Circuit – Civil- Family Filings
- Chart CC-3.2.4: 4<sup>th</sup> Circuit – Civil- Family Filings
- Chart CC-3.2.5: 5<sup>th</sup> Circuit – Civil- Family Filings
- Chart CC-3.2.6: 6<sup>th</sup> Circuit – Civil- Family Filings
- Chart CC-3.2.7: 7<sup>th</sup> Circuit – Civil- Family Filings
- Chart CC-3.2.8: 8<sup>th</sup> Circuit – Civil- Family Filings
- Chart CC-3.2.9: State Totals – Civil- Family Filings

**Table CC-3.3: Juvenile: Comparative Filings in the Circuit Courts**

- Chart CC-3.3.1: 1<sup>st</sup> Circuit – Juvenile Filings
- Chart CC-3.3.2: 2<sup>nd</sup> Circuit – Juvenile Filings
- Chart CC-3.3.3: 3<sup>rd</sup> Circuit – Juvenile Filings
- Chart CC-3.3.4: 4<sup>th</sup> Circuit – Juvenile Filings
- Chart CC-3.3.5: 5<sup>th</sup> Circuit – Juvenile Filings
- Chart CC-3.3.6: 6<sup>th</sup> Circuit – Juvenile Filings
- Chart CC-3.3.7: 7<sup>th</sup> Circuit – Juvenile Filings
- Chart CC-3.3.8: 8<sup>th</sup> Circuit – Juvenile Filings
- Chart CC-3.3.9: State Totals – Juvenile Filings

**Table CC-3.4: Criminal: Comparative Filings in the Circuit Courts**

- Chart CC-3.4.1: 1<sup>st</sup> Circuit – Criminal Filings
- Chart CC-3.4.2: 2<sup>nd</sup> Circuit – Criminal Filings
- Chart CC-3.4.3: 3<sup>rd</sup> Circuit – Criminal Filings
- Chart CC-3.4.4: 4<sup>th</sup> Circuit – Criminal Filings
- Chart CC-3.4.5: 5<sup>th</sup> Circuit – Criminal Filings
- Chart CC-3.4.6: 6<sup>th</sup> Circuit – Criminal Filings
- Chart CC-3.4.7: 7<sup>th</sup> Circuit – Criminal Filings
- Chart CC-3.4.8: 8<sup>th</sup> Circuit – Criminal Filings
- Chart CC-3.4.9: State Totals – Criminal Filings

**Table CC-4.1: Small Jurisdictions: Categories of Filings**

- Chart CC-4.1.1: Small Jurisdictions: Total Civil-General Filings
- Chart CC-4.1.2: Small Jurisdictions: Total Civil-Family Filings
- Chart CC-4.1.3: Small Jurisdictions: Total Juvenile Filings
- Chart CC-4.1.4: Small Jurisdictions: Total Criminal Filings
- Chart CC-4.1.5: Small Jurisdictions: Total Filings

**Table CC 4.2: Medium Jurisdictions: Categories of Filings**

- Chart CC-4.2.1: Medium Jurisdictions: Total Civil-General Filings
- Chart CC-4.2.2: Medium Jurisdictions: Total Civil-Family Filings
- Chart CC-4.2.3: Medium Jurisdictions: Total Juvenile Filings
- Chart CC-4.2.4: Medium Jurisdictions: Total Criminal Filings
- Chart CC-4.2.5: Medium Jurisdictions: Total Filings

**Table CC 4.3: Medium-Large Jurisdictions: Categories of Filings**

- Chart CC-4.3.1: Medium-Large Jurisdictions: Total Civil-General Filings
- Chart CC-4.3.2: Medium-Large Jurisdictions: Total Civil-Family Filings
- Chart CC-4.3.3: Medium-Large Jurisdictions: Total Juvenile Filings
- Chart CC-4.3.4: Medium-Large Jurisdictions: Total Criminal Filings
- Chart CC-4.3.5: Medium-Large Jurisdictions: Total Filings

**Table CC-4.4: Large Jurisdictions: Categories of Filings**

- Chart CC-4.4.1: Large Jurisdictions: Total Civil-General Filings
- Chart CC-4.4.2: Large Jurisdictions: Total Civil-Family Filings

Chart CC-4.4.3: Large Jurisdictions: Total Juvenile Filings  
Chart CC-4.4.4: Large Jurisdictions: Total Criminal Filings  
Chart CC-4.4.5: Large Jurisdictions: Total Filings

Table CC-5: Civil-General Filings and Terminations  
Chart CC-5.1: 1<sup>st</sup> Circuit – Civil-General Filings and Terminations  
Chart CC-5.2: 2<sup>nd</sup> Circuit – Civil-General Filings and Terminations  
Chart CC-5.3: 3<sup>rd</sup> Circuit – Civil-General Filings and Terminations  
Chart CC-5.4: 4<sup>th</sup> Circuit – Civil-General Filings and Terminations  
Chart CC-5.5: 5<sup>th</sup> Circuit – Civil-General Filings and Terminations  
Chart CC-5.6: 6<sup>th</sup> Circuit – Civil-General Filings and Terminations  
Chart CC-5.7: 7<sup>th</sup> Circuit – Civil-General Filings and Terminations  
Chart CC-5.8: 8<sup>th</sup> Circuit – Civil-General Filings and Terminations  
Chart CC-5.9: State Totals – Civil-General Filings and Terminations

Table CC-6: Civil-Family Filings and Terminations  
Chart CC-6.1: 1<sup>st</sup> Circuit – Civil-Family Filings and Terminations  
Chart CC-6.2: 2<sup>nd</sup> Circuit – Civil-Family Filings and Terminations  
Chart CC-6.3: 3<sup>rd</sup> Circuit – Civil-Family Filings and Terminations  
Chart CC-6.4: 4<sup>th</sup> Circuit – Civil-Family Filings and Terminations  
Chart CC-6.5: 5<sup>th</sup> Circuit – Civil-Family Filings and Terminations  
Chart CC-6.6: 6<sup>th</sup> Circuit – Civil-Family Filings and Terminations  
Chart CC-6.7: 7<sup>th</sup> Circuit – Civil-Family Filings and Terminations  
Chart CC-6.8: 8<sup>th</sup> Circuit – Civil-Family Filings and Terminations  
Chart CC-6.9: State Totals – Civil-Family Filings and Terminations

Table CC-7: Domestic Violence Cases Heard

Table CC-8: Criminal Filings and Terminations  
Chart CC-8.1: 1<sup>st</sup> Circuit – Criminal Filings and Terminations  
Chart CC-8.2: 2<sup>nd</sup> Circuit – Criminal Filings and Terminations  
Chart CC-8.3: 3<sup>rd</sup> Circuit – Criminal Filings and Terminations  
Chart CC-8.4: 4<sup>th</sup> Circuit – Criminal Filings and Terminations  
Chart CC-8.5: 5<sup>th</sup> Circuit – Criminal Filings and Terminations  
Chart CC-8.6: 6<sup>th</sup> Circuit – Criminal Filings and Terminations  
Chart CC-8.7: 7<sup>th</sup> Circuit – Criminal Filings and Terminations  
Chart CC-8.8: 8<sup>th</sup> Circuit – Criminal Filings and Terminations  
Chart CC-8.9: State Totals – Criminal Filings and Terminations

Table CC-9: Juvenile Filings and Terminations  
Chart CC-9.1: 1<sup>st</sup> Circuit – Juvenile Filings and Terminations  
Chart CC-9.2: 2<sup>nd</sup> Circuit – Juvenile Filings and Terminations  
Chart CC-9.3: 3<sup>rd</sup> Circuit – Juvenile Filings and Terminations  
Chart CC-9.4: 4<sup>th</sup> Circuit – Juvenile Filings and Terminations  
Chart CC-9.5: 5<sup>th</sup> Circuit – Juvenile Filings and Terminations  
Chart CC-9.6: 6<sup>th</sup> Circuit – Juvenile Filings and Terminations  
Chart CC-9.7: 7<sup>th</sup> Circuit – Juvenile Filings and Terminations  
Chart CC-9.8: 8<sup>th</sup> Circuit – Juvenile Filings and Terminations  
Chart CC-9.9: State Totals – Juvenile Filings and Terminations

Table CC-10.1: Small Jurisdictions: Categories of Terminations  
Chart CC-10.1.1: Small Jurisdictions: Civil-General Terminations  
Chart CC-10.1.2: Small Jurisdictions: Civil-Family Terminations  
Chart CC-10.1.3: Small Jurisdictions: Juvenile Terminations  
Chart CC-10.1.4: Small Jurisdictions: Criminal Terminations

Table CC-10.2: Medium Jurisdictions: Categories of Terminations  
Chart CC-10.2.1: Medium Jurisdictions: Civil-General Terminations  
Chart CC-10.2.2: Medium Jurisdictions: Civil-Family Terminations  
Chart CC-10.2.3: Medium Jurisdictions: Juvenile Terminations  
Chart CC-10.2.4: Medium Jurisdictions: Criminal Terminations

Table CC-10.3: Medium-Large Jurisdictions: Categories of Terminations  
Chart CC-10.3: Medium-Large Jurisdictions: All Categories of Terminations

Table CC-10.4: Large Jurisdictions: Categories of Terminations  
Chart CC-10.4: Large Jurisdictions: Categories of Terminations

Table CC-11.1: Civil: Average Days from Filing to Disposition  
Table CC-11.2: Criminal: Average Days from Filing to Disposition  
Table CC-11.3 Juvenile: Average Days from Filing to Disposition  
Chart CC-11.3.1: Statewide Average Days from Filing to Disposition – All Case Types

Table CC-12: Delinquency Terminations by Type of Disposition  
Chart CC-12.1: State Totals – Delinquency Terminations by Type of Disposition

Table CC-13: Court Trials, Jury Trials and Hearings: By County, Circuit and Functional Area

Table CC-14: Terminations as a Percentage of Filings  
Chart CC-14.1: Terminations and Filings

Table CC-15: Jury Trial Prayers in the Circuit Courts  
Chart CC-15.1: Jury Trial Prayers – Baltimore City  
Chart CC-15.2: Jury Trial Prayers – Anne Arundel County  
Chart CC-15.3: Jury Trial Prayers – Baltimore County  
Chart CC-15.4: Jury Trial Prayers – Montgomery County  
Chart CC-15.5: Jury Trial Prayers – Prince George’s County  
Chart CC-15.6: Jury Trial Prayers – All Other Counties  
Chart CC-15.7: Jury Trial Prayers – State Totals  
Chart CC-15.8: Jury Trial Prayers – All Counties

Table CC-16: Civil Cases Tried

Table CC-17: Civil Cases: Ratio of Trials to Dispositions

Table CC-18: Criminal Cases Tried

Table CC-19: Criminal Cases: Trials as a Percentage of Dispositions

Table CC-20.1: 1<sup>st</sup> Circuit Business Related Workload  
Table CC-20.2: 2<sup>nd</sup> Circuit Business Related Workload  
Table CC-20.3: 3<sup>rd</sup> Circuit Business Related Workload  
Table CC-20.4: 4<sup>th</sup> Circuit Business Related Workload  
Table CC-20.5: 5<sup>th</sup> Circuit Business Related Workload  
Table CC-20.6: 6<sup>th</sup> Circuit Business Related Workload  
Table CC-20.7: 7<sup>th</sup> Circuit Business Related Workload  
Table CC-20.8: 8<sup>th</sup> Circuit Business Related Workload  
Table CC-20.9: State Total: Business Related Workload

## **The District Court**

### **The District Court's Narrative**

#### **Table DC-1: Motor Vehicle, Criminal and Civil Cases – 5 Year Comparative Data**

**Chart DC-1.1: District 1 – Motor Vehicle, Criminal and Civil Cases – 5 Year Comparative Data**

**Chart DC-1.2: District 2 – Motor Vehicle, Criminal and Civil Cases – 5 Year Comparative Data**

**Chart DC-1.3: District 3 – Motor Vehicle, Criminal and Civil Cases – 5 Year Comparative Data**

**Chart DC-1.4: District 4 – Motor Vehicle, Criminal and Civil Cases – 5 Year Comparative Data**

**Chart DC-1.5: District 5 – Motor Vehicle, Criminal and Civil Cases – 5 Year Comparative Data**

**Chart DC-1.6: District 6 – Motor Vehicle, Criminal and Civil Cases – 5 Year Comparative Data**

**Chart DC-1.7: District 7 – Motor Vehicle, Criminal and Civil Cases – 5 Year Comparative Data**

**Chart DC-1.8: District 8 – Motor Vehicle, Criminal and Civil Cases – 5 Year Comparative Data**

**Chart DC-1.9: District 9 – Motor Vehicle, Criminal and Civil Cases – 5 Year Comparative Data**

**Chart DC-1.10: District 10 – Motor Vehicle, Criminal and Civil Cases – 5 Year Comparative Data**

**Chart DC-1.11: District 11 – Motor Vehicle, Criminal and Civil Cases – 5 Year Comparative Data**

**Chart DC-1.12: District 12 – Motor Vehicle, Criminal and Civil Cases – 5 Year Comparative Data**

**Chart DC-1.13: State Total – Motor Vehicle, Criminal and Civil Cases – 5 Year Comparative Data**

#### **Table DC-2: Motor Vehicle, Criminal and Civil Cases**

**Chart DC-2.1: District 1 – Motor Vehicle, Criminal and Civil Cases**

**Chart DC-2.2: District 2 – Motor Vehicle, Criminal and Civil Cases**

**Chart DC-2.3: District 3 – Motor Vehicle, Criminal and Civil Cases**

**Chart DC-2.4: District 4 – Motor Vehicle, Criminal and Civil Cases**

**Chart DC-2.5: District 5 – Motor Vehicle, Criminal and Civil Cases**

**Chart DC-2.6: District 6 – Motor Vehicle, Criminal and Civil Cases**

**Chart DC-2.7: District 7 – Motor Vehicle, Criminal and Civil Cases**

**Chart DC-2.8: District 8 – Motor Vehicle, Criminal and Civil Cases**

**Chart DC-2.9: District 9 – Motor Vehicle, Criminal and Civil Cases**

**Chart DC-2.10: District 10 – Motor Vehicle, Criminal and Civil Cases**

**Chart DC-2.11: District 11 – Motor Vehicle, Criminal and Civil Cases**

**Chart DC-2.12: District 12 – Motor Vehicle, Criminal and Civil Cases**

**Chart DC-2.13: State Total – Motor Vehicle, Criminal and Civil Cases**

#### **Table DC-3: Population and Cases Filed & Terminated per District Court Judge**

#### **Table DC-4.1: Motor Vehicle Cases Filed and Processed**

**Chart DC-4.1.1: District 1 – Motor Vehicle Cases Filed and Processed**

**Chart DC-4.1.2: District 2 – Motor Vehicle Cases Filed and Processed**

**Chart DC-4.1.3: District 3 – Motor Vehicle Cases Filed and Processed**

**Chart DC-4.1.4: District 4 – Motor Vehicle Cases Filed and Processed**

**Chart DC-4.1.5: District 5 – Motor Vehicle Cases Filed and Processed**

**Chart DC-4.1.6: District 6 – Motor Vehicle Cases Filed and Processed**

**Chart DC-4.1.7: District 7 – Motor Vehicle Cases Filed and Processed**

**Chart DC-4.1.8: District 8 – Motor Vehicle Cases Filed and Processed**

**Chart DC-4.1.9: District 9 – Motor Vehicle Cases Filed and Processed**

**Chart DC-4.1.10: District 10 – Motor Vehicle Cases Filed and Processed**

**Chart DC-4.1.11: District 11 – Motor Vehicle Cases Filed and Processed**

**Chart DC-4.1.12: District 12 – Motor Vehicle Cases Filed and Processed**

**Chart DC-4.1.13: State Total – Motor Vehicle Cases Filed and Processed**

#### **Table DC-4.2: Criminal and Civil Cases Filed and Processed**

**Chart DC-4.2.1: District 1 – Civil Cases Filed and Processed by Case Type**

**Chart DC-4.2.2: District 2 – Civil Cases Filed and Processed by Case Type**

**Chart DC-4.2.3: District 3 – Civil Cases Filed and Processed by Case Type**

**Chart DC-4.2.4: District 4 – Civil Cases Filed and Processed by Case Type**



Chart DC-4.2.5: District 5 – Civil Cases Filed and Processed by Case Type  
Chart DC-4.2.6: District 6 – Civil Cases Filed and Processed by Case Type  
Chart DC-4.2.7: District 7 – Civil Cases Filed and Processed by Case Type  
Chart DC-4.2.8: District 8 – Civil Cases Filed and Processed by Case Type  
Chart DC-4.2.9: District 9 – Civil Cases Filed and Processed by Case Type  
Chart DC-4.2.10: District 10 – Civil Cases Filed and Processed by Case Type  
Chart DC-4.2.11: District 11 – Civil Cases Filed and Processed by Case Type  
Chart DC-4.2.12: District 12 – Civil Cases Filed and Processed by Case Type  
Chart DC-4.2.13: State Total – Civil Cases Filed and Processed by Case Type

Table DC-4.3: Total Motor Vehicle, Criminal and Civil Cases Filed

Chart DC-4.3.1: District 1 – Total Motor Vehicle, Criminal and Civil Cases Filed  
Chart DC-4.3.2: District 2 – Total Motor Vehicle, Criminal and Civil Cases Filed  
Chart DC-4.3.3: District 3 – Total Motor Vehicle, Criminal and Civil Cases Filed  
Chart DC-4.3.4: District 4 – Total Motor Vehicle, Criminal and Civil Cases Filed  
Chart DC-4.3.5: District 5 – Total Motor Vehicle, Criminal and Civil Cases Filed  
Chart DC-4.3.6: District 6 – Total Motor Vehicle, Criminal and Civil Cases Filed  
Chart DC-4.3.7: District 7 – Total Motor Vehicle, Criminal and Civil Cases Filed  
Chart DC-4.3.8: District 8 – Total Motor Vehicle, Criminal and Civil Cases Filed  
Chart DC-4.3.9: District 9 – Total Motor Vehicle, Criminal and Civil Cases Filed  
Chart DC-4.3.10: District 10 – Total Motor Vehicle, Criminal and Civil Cases Filed  
Chart DC-4.3.11: District 11 – Total Motor Vehicle, Criminal and Civil Cases Filed  
Chart DC-4.3.12: District 12 – Total Motor Vehicle, Criminal and Civil Cases Filed  
Chart DC-4.3.13: State Total – Total Motor Vehicle, Criminal and Civil Cases Filed

Table DC-5: Motor Vehicle Cases Filed and Terminated (By Incident)

Chart DC-5.1: District 1 – Motor Vehicle Cases Filed and Terminated (By Incident)  
Chart DC-5.2: District 2 – Motor Vehicle Cases Filed and Terminated (By Incident)  
Chart DC-5.3: District 3 – Motor Vehicle Cases Filed and Terminated (By Incident)  
Chart DC-5.4: District 4 – Motor Vehicle Cases Filed and Terminated (By Incident)  
Chart DC-5.5: District 5 – Motor Vehicle Cases Filed and Terminated (By Incident)  
Chart DC-5.6: District 6 – Motor Vehicle Cases Filed and Terminated (By Incident)  
Chart DC-5.7: District 7 – Motor Vehicle Cases Filed and Terminated (By Incident)  
Chart DC-5.8: District 8 – Motor Vehicle Cases Filed and Terminated (By Incident)  
Chart DC-5.9: District 9 – Motor Vehicle Cases Filed and Terminated (By Incident)  
Chart DC-5.10: District 10 – Motor Vehicle Cases Filed and Terminated (By Incident)  
Chart DC-5.11: District 11 – Motor Vehicle Cases Filed and Terminated (By Incident)  
Chart DC-5.12: District 12 – Motor Vehicle Cases Filed and Terminated (By Incident)  
Chart DC-5.13: State Total – Motor Vehicle Cases Filed and Terminated (By Incident)

Table DC-6.1: Criminal Cases Filed and Terminated

Chart DC-6.1.1: District 1 – Criminal Cases Filed and Terminated  
Chart DC-6.1.2: District 2 – Criminal Cases Filed and Terminated  
Chart DC-6.1.3: District 3 – Criminal Cases Filed and Terminated  
Chart DC-6.1.4: District 4 – Criminal Cases Filed and Terminated  
Chart DC-6.1.5: District 5 – Criminal Cases Filed and Terminated  
Chart DC-6.1.6: District 6 – Criminal Cases Filed and Terminated  
Chart DC-6.1.7: District 7 – Criminal Cases Filed and Terminated  
Chart DC-6.1.8: District 8 – Criminal Cases Filed and Terminated  
Chart DC-6.1.9: District 9 – Criminal Cases Filed and Terminated  
Chart DC-6.1.10: District 10 – Criminal Cases Filed and Terminated  
Chart DC-6.1.11: District 11 – Criminal Cases Filed and Terminated  
Chart DC-6.1.12: District 12 – Criminal Cases Filed and Terminated  
Chart DC-6.1.13: State Total – Criminal Cases Filed and Terminated

Table DC-6.2: Criminal Cases: Manner of Disposition  
Chart DC-6.2.1: District 1 - Criminal Cases: Manner of Disposition  
Chart DC-6.2.2: District 2 – Criminal Cases: Manner of Disposition  
Chart DC-6.2.3: District 3 – Criminal Cases: Manner of Disposition  
Chart DC-6.2.4: District 4 – Criminal Cases: Manner of Disposition  
Chart DC-6.2.5: District 5 – Criminal Cases: Manner of Disposition  
Chart DC-6.2.6: District 6 – Criminal Cases: Manner of Disposition  
Chart DC-6.2.7: District 7 – Criminal Cases: Manner of Disposition  
Chart DC-6.2.8: District 8 – Criminal Cases: Manner of Disposition  
Chart DC-6.2.9: District 9 – Criminal Cases: Manner of Disposition  
Chart DC-6.2.10: District 10 – Criminal Cases: Manner of Disposition  
Chart DC-6.2.11: District 11 – Criminal Cases: Manner of Disposition  
Chart DC-6.2.12: District 12 – Criminal Cases: Manner of Disposition  
Chart DC-6.2.13: State Total – Criminal Cases: Manner of Disposition

Table DC-7.1: DWI Cases Filed and Terminated (By Incident)  
Chart DC-7.1.1: District 1 – DWI Cases Filed and Terminated (By Incident)  
Chart DC-7.1.2: District 2 – DWI Cases Filed and Terminated (By Incident)  
Chart DC-7.1.3: District 3 – DWI Cases Filed and Terminated (By Incident)  
Chart DC-7.1.4: District 4 – DWI Cases Filed and Terminated (By Incident)  
Chart DC-7.1.5: District 5 – DWI Cases Filed and Terminated (By Incident)  
Chart DC-7.1.6: District 6 – DWI Cases Filed and Terminated (By Incident)  
Chart DC-7.1.7: District 7 – DWI Cases Filed and Terminated (By Incident)  
Chart DC-7.1.8: District 8 – DWI Cases Filed and Terminated (By Incident)  
Chart DC-7.1.9: District 9 – DWI Cases Filed and Terminated (By Incident)  
Chart DC-7.1.10: District 10 – DWI Cases Filed and Terminated (By Incident)  
Chart DC-7.1.11: District 11 – DWI Cases Filed and Terminated (By Incident)  
Chart DC-7.1.12: District 12 – DWI Cases Filed and Terminated (By Incident)  
Chart DC-7.1.13: State Total - DWI Cases Filed and Terminated (By Incident)

Table DC-7.2: DWI Cases: Manner of Disposition  
Chart DC-7.2.1: District 1 - DWI Cases: Manner of Disposition  
Chart DC-7.2.2: District 2 - DWI Cases: Manner of Disposition  
Chart DC-7.2.3: District 3 - DWI Cases: Manner of Disposition  
Chart DC-7.2.4: District 4 - DWI Cases: Manner of Disposition  
Chart DC-7.2.5: District 5 - DWI Cases: Manner of Disposition  
Chart DC-7.2.6: District 6 - DWI Cases: Manner of Disposition  
Chart DC-7.2.7: District 7 - DWI Cases: Manner of Disposition  
Chart DC-7.2.8: District 8 - DWI Cases: Manner of Disposition  
Chart DC-7.2.9: District 9 - DWI Cases: Manner of Disposition  
Chart DC-7.2.10: District 10 - DWI Cases: Manner of Disposition  
Chart DC-7.2.11: District 11 - DWI Cases: Manner of Disposition  
Chart DC-7.2.12: District 12 - DWI Cases: Manner of Disposition  
Chart DC-7.2.13: State Total – DWI Cases – Manner of Disposition

Table DC-8.1: Domestic Violence Cases Filed and Terminated  
Chart DC-8.1: District 1 – Domestic Violence Cases Filed and Terminated  
Chart DC-8.2: District 2 – Domestic Violence Cases Filed and Terminated  
Chart DC-8.3: District 3 – Domestic Violence Cases Filed and Terminated  
Chart DC-8.4: District 4 – Domestic Violence Cases Filed and Terminated  
Chart DC-8.5: District 5 – Domestic Violence Cases Filed and Terminated  
Chart DC-8.6: District 6 – Domestic Violence Cases Filed and Terminated  
Chart DC-8.7: District 7 – Domestic Violence Cases Filed and Terminated  
Chart DC-8.8: District 8 – Domestic Violence Cases Filed and Terminated  
Chart DC-8.9: District 9 – Domestic Violence Cases Filed and Terminated  
Chart DC-8.10: District 10 – Domestic Violence Cases Filed and Terminated  
Chart DC-8.11: District 11 – Domestic Violence Cases Filed and Terminated

Chart DC-8.12: District 12 – Domestic Violence Cases Filed and Terminated  
Chart DC-8.13: State Total – Domestic Violence Cases Filed and Terminated

Table DC-9: Peace Order Cases Filed and Terminated  
Chart DC-9.1: District 1 – Peace Order Cases Filed and Terminated  
Chart DC-9.2: District 2 – Peace Order Cases Filed and Terminated  
Chart DC-9.3: District 3 – Peace Order Cases Filed and Terminated  
Chart DC-9.4: District 4 – Peace Order Cases Filed and Terminated  
Chart DC-9.5: District 5 – Peace Order Cases Filed and Terminated  
Chart DC-9.6: District 6 – Peace Order Cases Filed and Terminated  
Chart DC-9.7: District 7 – Peace Order Cases Filed and Terminated  
Chart DC-9.8: District 8 – Peace Order Cases Filed and Terminated  
Chart DC-9.9: District 9 – Peace Order Cases Filed and Terminated  
Chart DC-9.10: District 10 – Peace Order Cases Filed and Terminated  
Chart DC-9.11: District 11 – Peace Order Cases Filed and Terminated  
Chart DC-9.12: District 12 – Peace Order Cases Filed and Terminated  
Chart DC-9.13: State Total – Peace Order Cases Filed and Terminated

Table DC-10: Domestic Violence and Peace Order Dispositions  
Chart DC-10.1.1: District 1 – Domestic Violence Dispositions  
Chart DC-10.1.2: District 2 – Domestic Violence Dispositions  
Chart DC-10.1.3: District 3 – Domestic Violence Dispositions  
Chart DC-10.1.4: District 4 – Domestic Violence Dispositions  
Chart DC-10.1.5: District 5 – Domestic Violence Dispositions  
Chart DC-10.1.6: District 6 – Domestic Violence Dispositions  
Chart DC-10.1.7: District 7 – Domestic Violence Dispositions  
Chart DC-10.1.8: District 8 – Domestic Violence Dispositions  
Chart DC-10.1.9: District 9 – Domestic Violence Dispositions  
Chart DC-10.1.10: District 10 – Domestic Violence Dispositions  
Chart DC-10.1.11: District 11 – Domestic Violence Dispositions  
Chart DC-10.1.12: District 12 – Domestic Violence Dispositions  
Chart DC-10.1.13: State Total – Domestic Violence Dispositions

Chart DC-10.2.1: District 1 – Peace Order Dispositions  
Chart DC-10.2.2: District 2 – Peace Order Dispositions  
Chart DC-10.2.3: District 3 – Peace Order Dispositions  
Chart DC-10.2.4: District 4 – Peace Order Dispositions  
Chart DC-10.2.5: District 5 – Peace Order Dispositions  
Chart DC-10.2.6: District 6 – Peace Order Dispositions  
Chart DC-10.2.7: District 7 – Peace Order Dispositions  
Chart DC-10.2.8: District 8 – Peace Order Dispositions  
Chart DC-10.2.9: District 9 – Peace Order Dispositions  
Chart DC-10.2.10: District 10 – Peace Order Dispositions  
Chart DC-10.2.11: District 11 – Peace Order Dispositions  
Chart DC-10.2.12: District 12 – Peace Order Dispositions  
Chart DC-10.2.13: State Total – Peace Order Dispositions

Table DC-11: Civil Complaints Filed and Terminated  
Chart DC-11.1: District 1 – Civil Complaints Filed and Terminated  
Chart DC-11.2: District 2 – Civil Complaints Filed and Terminated  
Chart DC-11.3: District 3 – Civil Complaints Filed and Terminated  
Chart DC-11.4: District 4 – Civil Complaints Filed and Terminated  
Chart DC-11.5: District 5 – Civil Complaints Filed and Terminated  
Chart DC-11.6: District 6 – Civil Complaints Filed and Terminated  
Chart DC-11.7: District 7 – Civil Complaints Filed and Terminated  
Chart DC-11.8: District 8 – Civil Complaints Filed and Terminated  
Chart DC-11.9: District 9 – Civil Complaints Filed and Terminated

**Chart DC-11.10: District 10 – Civil Complaints Filed and Terminated**  
**Chart DC-11.11: District 11 – Civil Complaints Filed and Terminated**  
**Chart DC-11.12: District 12 – Civil Complaints Filed and Terminated**  
**Chart DC-11.13: State Total – Civil Complaints Filed and Terminated**

Photos courtesy of the Judiciary's Court Information Office

## INTRODUCTION

---

ROBERT M. BELL  
CHIEF JUDGE  
COURT OF APPEALS OF MARYLAND  
634 COURTHOUSE EAST  
111 N. CALVERT STREET  
BALTIMORE, MARYLAND 21202  
(410) 333-6396



### March 2008

I am pleased, once again, to present the Maryland Judiciary's Annual Report for Fiscal Year 2007 - Statistical Abstract. This report provides statistical information on cases handled by the Judicial branch during the period July 1, 2006 to June 30, 2007. The courts handled millions of matters, including traffic incidents, civil litigation, sensitive family issues and criminal cases. I am extremely proud of the work performed by the component parts of the Judicial Branch, the judges, clerks, commissioners, court administrators, court-related agencies, and administration. The results of their efforts are reflected on the following pages.

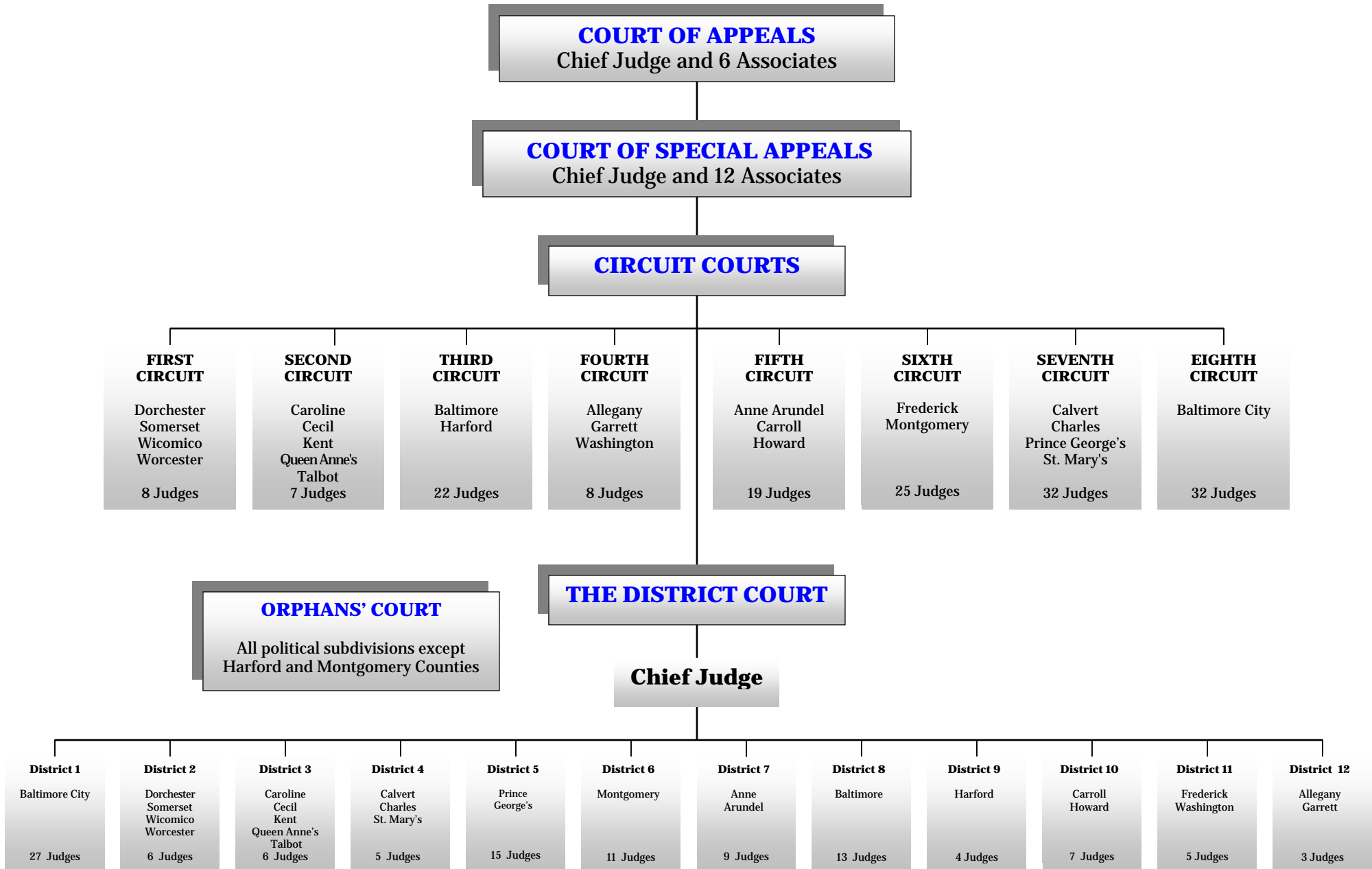
Over the past year, the operation of the Judicial Branch has been effective and efficient. I commend the men and women who comprise the workforce of the Maryland Judiciary for the continued quality and promptness of their service to the citizens of Maryland. It is with pleasure and gratitude that I present the Annual Report of the Maryland Judiciary – Statistical Abstract for Fiscal Year 2007.

A handwritten signature of Robert M. Bell in black ink.

Robert M. Bell  
Chief Judge

# THE MARYLAND JUDICIAL SYSTEM\*

## Fiscal Year 2007



**MARYLAND JUDICIARY AT A GLANCE**  
**Fiscal Year July 1, 2006 - June 30, 2007**

**Judicial Branch Personnel in Profile**

**Judges**

Court of Appeals	7.0
Court of Special Appeals	13.0
Circuit Courts	153.0
District Court	112.0
Orphans' Court	37.0
<b>Total Judges</b>	<b>322.0</b>

Circuit Court Masters (actual number of positions)	60.5
Circuit Court Law Clerks	153.0
<b>Total Circuit Court Masters &amp; Law Clerks</b>	<b>213.5</b>

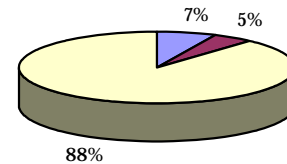
**Judicial Support Personnel\***

Court of Appeals	74.0
Court of Special Appeals	80.5
Circuit Court Clerks' Offices	1,326.5
District Court	1,524.5
Administrative Office of the Courts	110.8
Court-Related Agencies	22.8
Circuit Courts - Local Funding	898.0
<b>Total Judicial Support Personnel</b>	<b>4,037.0</b>

**Total Judicial Branch Personnel** **4,572.5**

\*Includes contractual positions

**Maryland Judicial Branch Personnel FY 2007**



- Total Judges
- Total Circuit Court Masters & Law Clerks
- Total Judicial Support Personnel

**Judicial Revenues**

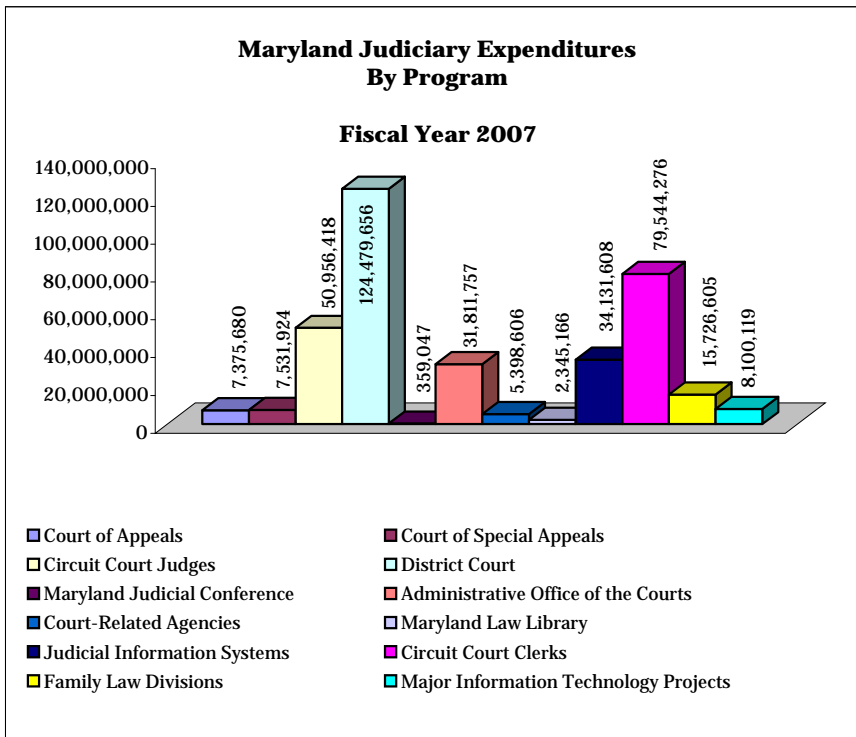
<b>Program</b>	<b>FY 2004</b>	<b>FY 2005</b>	<b>FY 2006</b>	<b>FY 2007</b>
Court of Appeals	99,205	101,893	105,751	108,827
Court of Special Appeals	87,281	96,292	93,299	101,383
Circuit Courts**	570,381,173	745,402,304	849,177,483	797,813,776
District Court	95,070,029	101,331,552	102,585,180	101,077,050
State Board of Law Examiners	950,329	838,383	782,449	757,710
Maryland Law Library	10,969	5,132	5,746	4,708
<b>Totals</b>	<b>666,598,986</b>	<b>847,775,556</b>	<b>952,749,908</b>	<b>899,863,454</b>

\*\*Of the above FY2007 amount \$32,986,390 was remitted to the Land Records Improvement Fund, \$1,159,712 to the Criminal Injury Compensation Fund, \$856,150 to Victims of Crime Fund, \$15,820 to Victims & Witness Protection and Relocation Fund, \$28,800 to the Maryland Substance Abuse Fund, \$1,115,170 to the Helicopter Replacement Fund (New 2007), \$213,712,250 for State Transfer Tax, \$2,440,441 for CICF/VCF, \$13,773,096 for Maryland Legal Services Corporation and \$423,269,957 for Local Revenue Collections.

## MARYLAND JUDICIARY AT A GLANCE, continued

### Judicial Expenditures

<b>Program</b>	<b>FY 2004</b>	<b>FY 2005</b>	<b>FY 2006</b>	<b>FY 2007</b>
Court of Appeals	6,256,634	6,068,689	6,630,192	7,375,680
Court of Special Appeals	6,559,607	6,674,968	7,185,309	7,531,924
Circuit Court Judges	43,824,243	42,857,485	47,780,233	50,956,418
District Court	104,876,965	108,066,297	115,253,691	124,479,656
Maryland Judicial Conference	0	5,327	412,417	359,047
Administrative Office of the Courts	22,970,265	28,951,856	30,513,645	31,811,757
Court-Related Agencies	4,906,101	4,904,358	4,770,088	5,398,606
Maryland Law Library	2,190,375	2,614,048	1,903,435	2,345,166
Judicial Information Systems	20,732,345	20,902,326	22,883,698	34,131,608
Circuit Court Clerks	63,727,796	68,917,551	74,970,737	79,544,276
Family Law Divisions	11,531,242	10,480,998	12,995,300	15,726,605
Major Information Technology Projects	16,781,024	10,840,709	10,360,382	8,100,119
<b>Totals</b>	<b>304,356,597</b>	<b>311,284,612</b>	<b>335,659,127</b>	<b>367,760,862</b>





## MARYLAND JUDICIARY AT A GLANCE, continued

### Total Filings and Terminations in the Maryland State Courts in Fiscal Year 2007

<b>Name of Court</b>	<b>Total Filings</b>	<b>Total Terminations</b>
Court of Appeals*	781	827
Court of Special Appeals**	2,121	1,887
Circuit Courts***	293,940	278,225
District Court****	2,086,826	2,302,061
<b>Totals</b>	<b>2,383,668</b>	<b>2,583,000</b>

\*Both totals include Appeals and Certiorari filed; all data from Table CA-1.

\*\*Both totals include Appeals filed; all data from Table CSA 1.1.

\*\*\*Both totals include Civil-General, Civil-Family, Juvenile and Criminal cases; all data from Tables CC-1 & CC-2.

\*\*\*\*Both totals include Motor Vehicle, Criminal and Civil cases; all data from Table DC-1.

**The  
Court of  
Appeals**

maryland judiciary  
annual statistical abstract 2007

## **Court of Appeals**

The highest court in Maryland is the Court of Appeals. Cases heard by the Court of Appeals are selected almost exclusively through a discretionary review process known as “certiorari.” The Court grants those petitions for certiorari it deems to be desirable and in the public interest. The petitions may come to the Court of Appeals before or after a case has been decided by the Court of Special Appeals. For cases in which a sentence of death is imposed, the Court of Appeals has exclusive jurisdiction over appeals. Other functions carried out by the Court of Appeals include: adopting rules of judicial administration, practice and procedure; admitting persons to the practice of law; and conducting disciplinary proceedings involving members of the bench and bar.

The Court of Appeals was created by the Constitution of 1776. The seven judges of the court represent the seven appellate judicial circuits.

Following is a statistical delineation of the Court’s workload during the previous year.



Robert C. Murphy  
Courts of Appeal Building  
Annapolis, Maryland

**TABLE CA-1  
COURT OF APPEALS**

**APPEALS AND PETITIONS FOR CERTIORARI  
FILED AND DISPOSED OF WITHIN FISCAL YEAR**

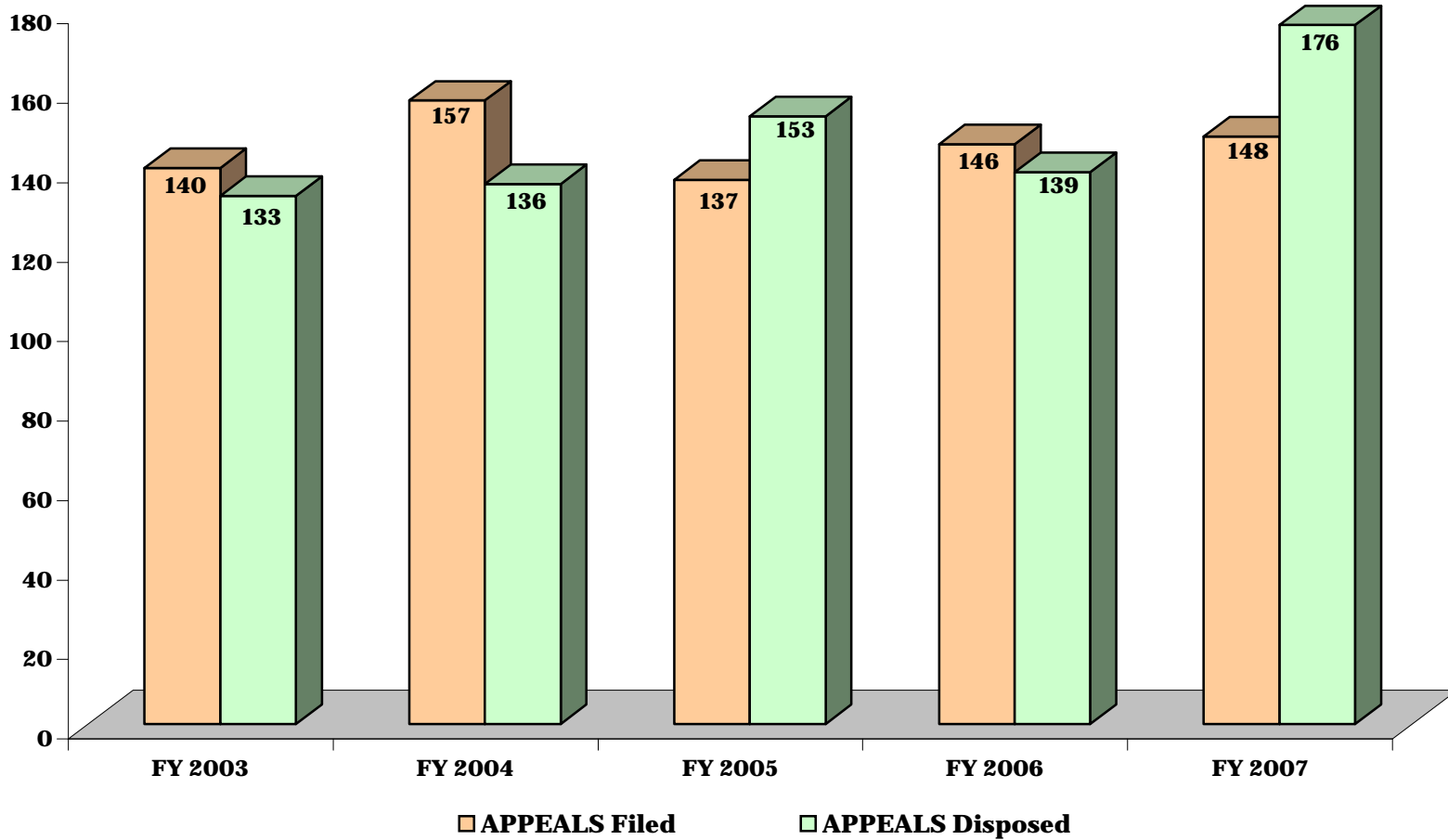
**5 Year Comparative Table  
Fiscal Years 2003 - 2007**

	<b>APPEALS</b>			<b>CERTIORARI</b>	
	<b>Filed</b>	<b>Disposed</b>		<b>Filed</b>	<b>Disposed</b>
FY 2003	140	133	FY 2003	700	707
FY 2004	157	136	FY 2004	651	664
FY 2005	137	153	FY 2005	604	612
FY 2006	146	139	FY 2006	651	628
FY 2007	148	176	FY 2007	633	651

**CHART CA-1.1  
COURT OF APPEALS**

**APPEALS FILED AND DISPOSED OF WITHIN FISCAL YEAR**

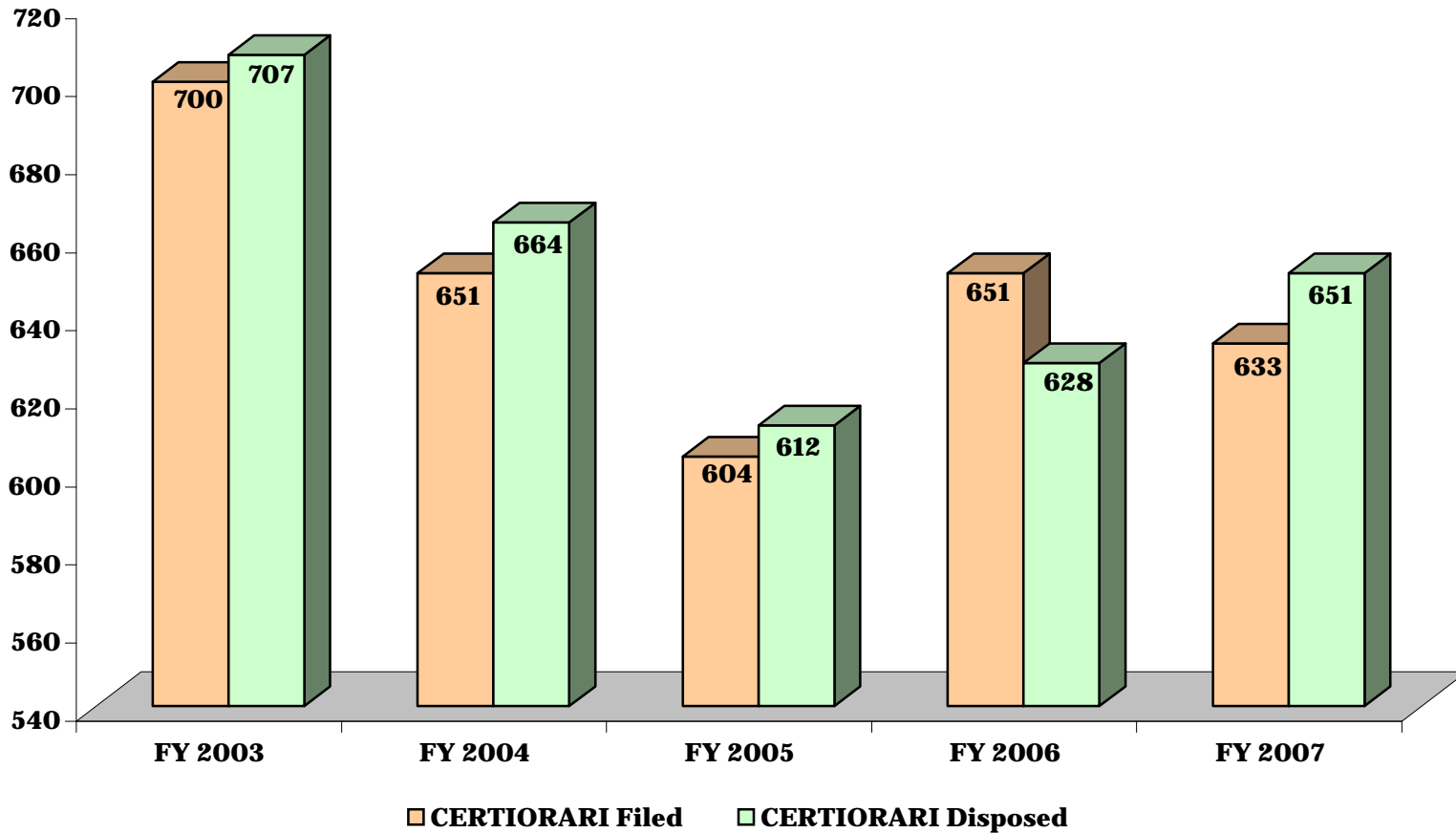
**5 Year Comparative Data  
Fiscal Years 2003 - 2007**



**CHART CA-1.2  
COURT OF APPEALS**

**CERTIORARI FILED AND DISPOSED OF WITHIN FISCAL YEAR**

**5 Year Comparative Data  
Fiscal Years 2003 - 2007**



**TABLE CA-2  
COURT OF APPEALS**

**ORIGIN OF APPEALS BY  
APPELLATE JUDICIAL CIRCUIT AND JURISDICTION**

**Regular Docket  
2006 Term\***

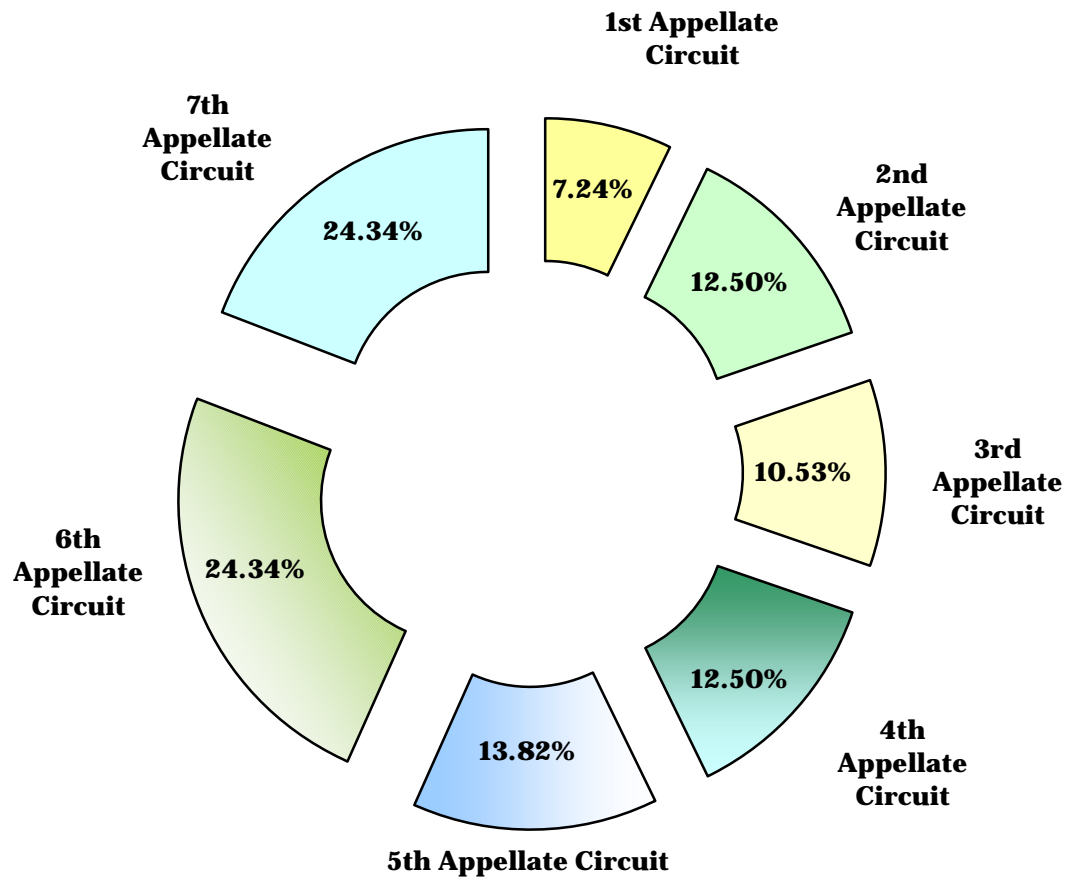
	<b>Number of Appeals</b>	<b>% of Statewide Total</b>
<b>1st Appellate Circuit</b>	<b>11</b>	<b>7.24%</b>
Caroline County	2	
Cecil County	1	
Dorchester County	0	
Kent County	0	
Queen Anne's County	1	
Somerset County	1	
Talbot County	1	
Wicomico County	3	
Worcester County	2	
<b>2nd Appellate Circuit</b>	<b>19</b>	<b>12.50%</b>
Baltimore County	18	
Harford County	1	
<b>3rd Appellate Circuit</b>	<b>16</b>	<b>10.53%</b>
Allegany County	0	
Carroll County	2	
Frederick County	6	
Garrett County	1	
Howard County	5	
Washington County	2	
<b>4th Appellate Circuit</b>	<b>19</b>	<b>12.50%</b>
Prince George's County	19	
<b>5th Appellate Circuit</b>	<b>21</b>	<b>13.82%</b>
Anne Arundel County	14	
Calvert County	2	
Charles County	5	
St. Mary's County	0	
<b>6th Appellate Circuit</b>	<b>37</b>	<b>24.34%</b>
Baltimore City	37	
<b>7th Appellate Circuit</b>	<b>29</b>	<b>19.08%</b>
Montgomery County	29	
	<b>Number of Appeals</b>	<b>% of Statewide Total</b>
<b>TOTALS</b>	<b>152</b>	<b>100.00%</b>

\*The number of appeals docketed are counted by term (March 1, 2006 - February 28, 2007 -- 2006 Term).

**CHART CA-2.1  
COURT OF APPEALS**

**ORIGIN OF APPEALS BY APPELLATE JUDICIAL CIRCUIT**

**REGULAR DOCKET  
2006 Term**





**TABLE CA-3  
COURT OF APPEALS**

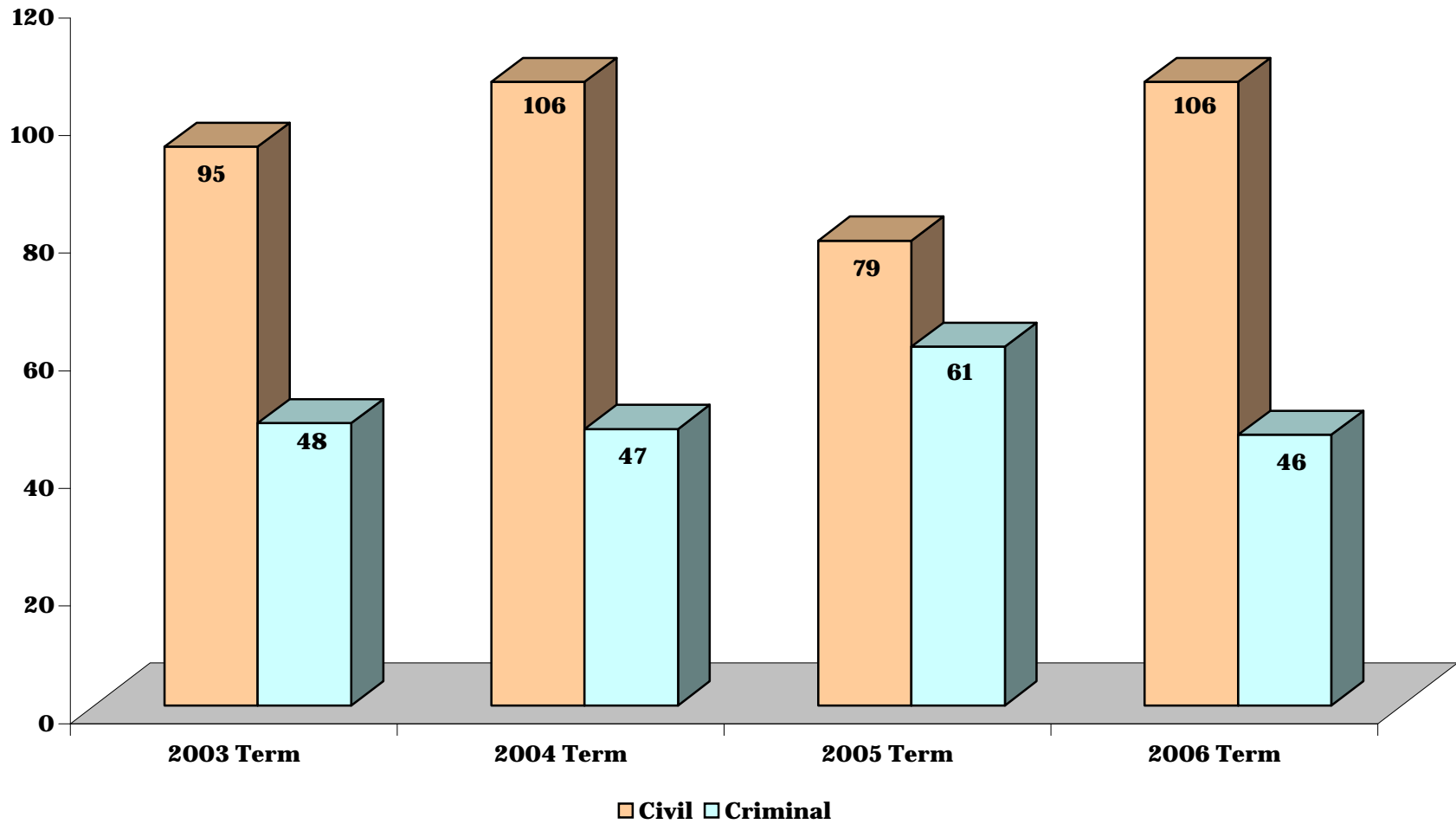
**APPEALS DOCKETED BY TERM  
2003-2006 Terms\***

	<b>Appeals</b>		
	<b>Civil</b>	<b>Criminal</b>	<b>TOTALS</b>
2003 Term	95	48	<b>143</b>
2004 Term	106	47	<b>153</b>
2005 Term	79	61	<b>140</b>
2006 Term	106	46	<b>152</b>

\*The number of appeals docketed are counted by term  
(March 1, 2006 - February 28, 2007 -- 2006 Term).

**CHART CA-3.1  
COURT OF APPEALS**

**APPEALS DOCKETED BY TERM  
2003-2006 Terms**



**TABLE CA-4**

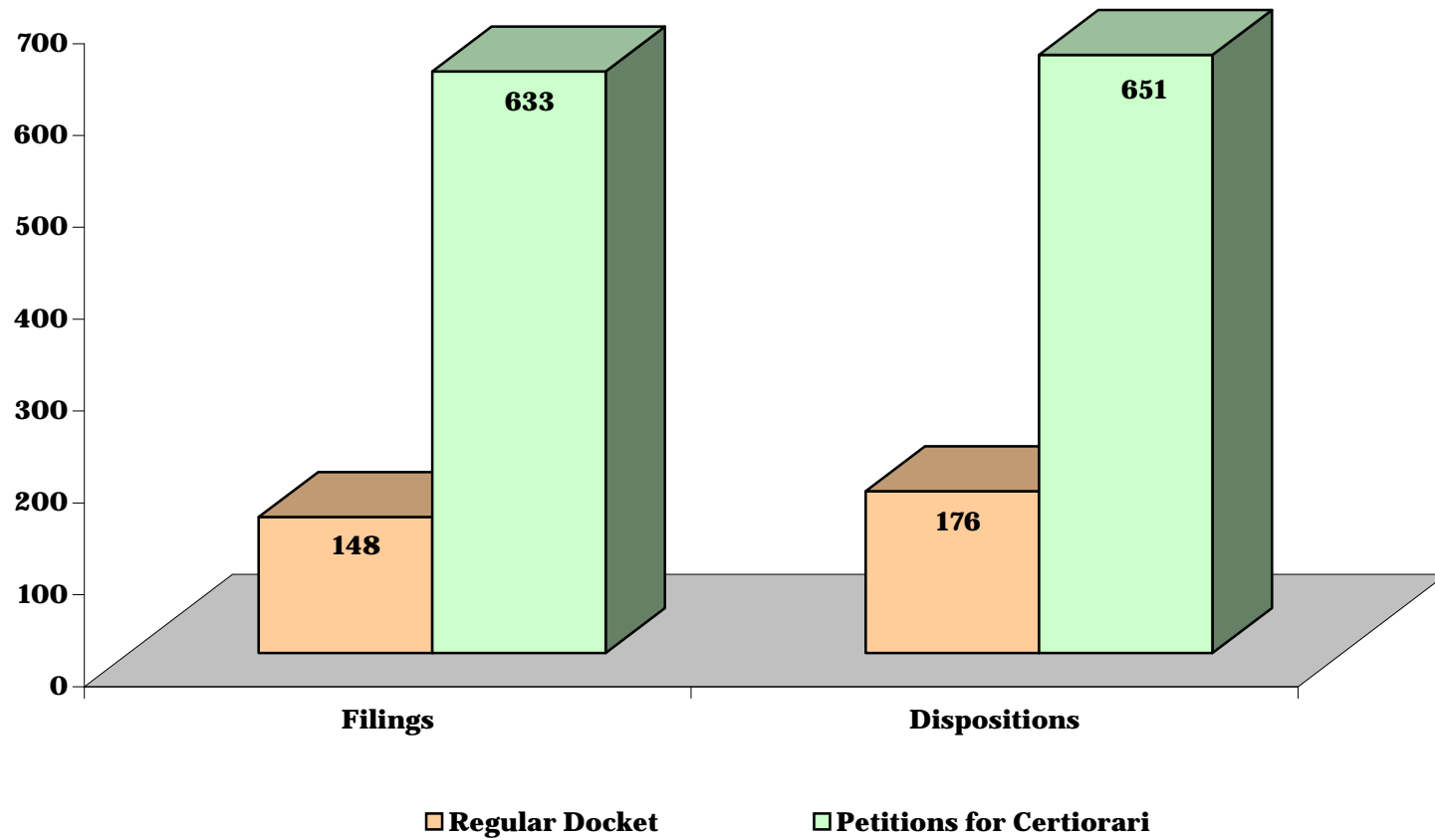
**FILINGS AND DISPOSITIONS**  
**COURT OF APPEALS**

**Fiscal Year 2006**  
**July 1, 2006 - June 30, 2007**

	<b>Filings</b>	<b>Dispositions</b>
Regular Docket	148	176
Petitions for Certiorari	633	651
Attorney Grievance Proceedings	78	83
Bar Admission Proceedings	3	2
Certified Questions of Law	3	3
Miscellaneous Appeals	21	18
<b>TOTALS</b>	<b>886</b>	<b>933</b>

**CHART CA-4.1  
COURT OF APPEALS**

**FILINGS AND DISPOSITIONS  
Fiscal Year 2007**



**TABLE CA-5  
COURT OF APPEALS**

**DISPOSITION AND ORIGIN OF APPEALS**

**REGULAR DOCKET  
Fiscal Year 2007**

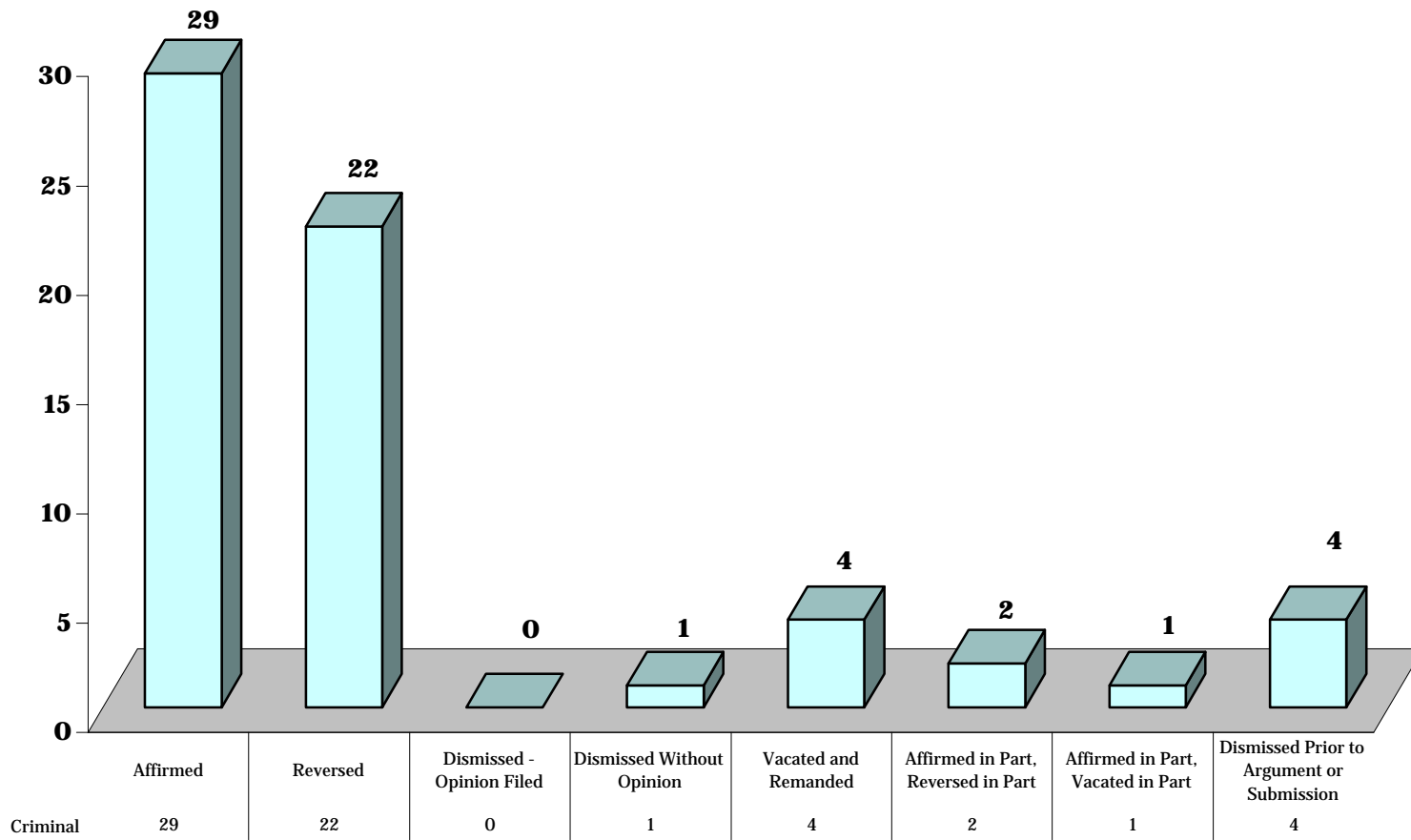
<b>Disposition Type</b>	<b>Civil</b>	<b>Juvenile</b>	<b>Criminal</b>	<b>TOTALS</b>
Affirmed	40	0	29	<b>69</b>
Reversed	39	2	22	<b>63</b>
Dismissed - Opinion Filed	1	0	0	<b>1</b>
Dismissed Without Opinion	7	1	1	<b>9</b>
Vacated and Remanded	13	2	4	<b>19</b>
Affirmed in Part, Reversed in Part	0	0	2	<b>2</b>
Affirmed in Part, Vacated in Part	2	0	1	<b>3</b>
Dismissed Prior to Argument or Submission	6	0	4	<b>10</b>
<b>Total Cases Disposed FY 2007</b>	<b>108</b>	<b>5</b>	<b>63</b>	<b>176</b>

<b>Origin</b>	<b>Civil</b>	<b>Juvenile</b>	<b>Criminal</b>	<b>TOTALS</b>
2004 Docket	5	0	6	<b>11</b>
2005 Docket	20	3	26	<b>49</b>
2006 Docket	83	2	31	<b>116</b>
<b>Total Cases Disposed FY 2007</b>	<b>108</b>	<b>4</b>	<b>63</b>	<b>176</b>



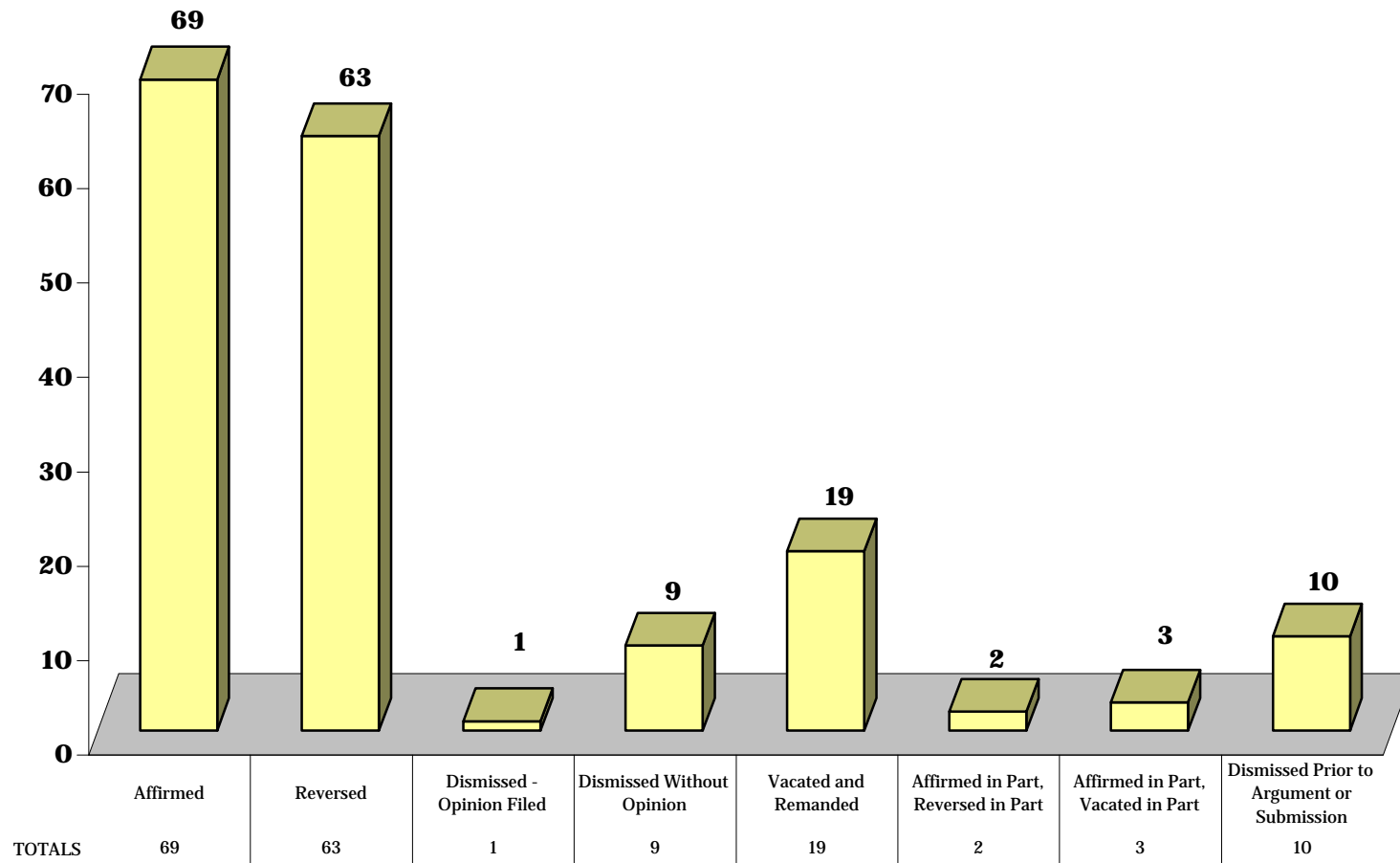
**CHART CA-5.2  
COURT OF APPEALS**

**DISPOSITION OF CRIMINAL APPEALS  
Fiscal Year 2007**



**CHART CA-5.3  
COURT OF APPEALS**

**DISPOSITION OF ALL APPEALS  
Fiscal Year 2007**





**TABLE CA-6  
COURT OF APPEALS**

**PETITION DOCKET DISPOSITIONS  
(PETITIONS FOR CERTIORARI)**

**5 Year Comparative Data Table  
Fiscal Years 2003 - 2007**

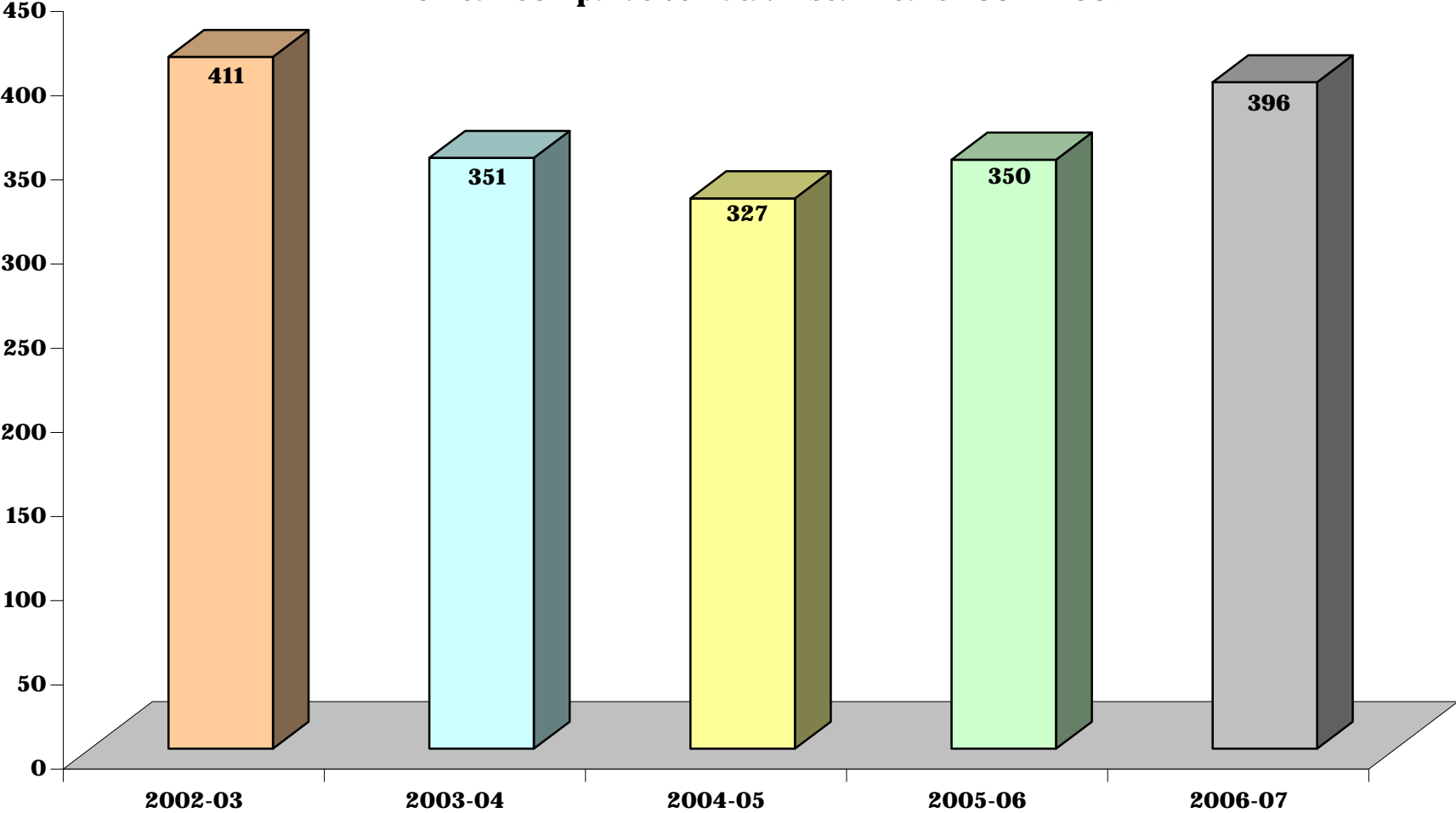
<b>PETITIONS</b>	<b>Granted</b>	<b>Dismissed</b>	<b>Denied</b>	<b>Withdrawn</b>	<b>Totals</b>	<b>Percentage of Certiorari Petitions Granted</b>
<b><i>Civil</i></b>						
2002-03	71	5	331	4	<b>411</b>	17.3%
2003-04	50	4	296	1	<b>351</b>	14.2%
2004-05	66	3	256	2	<b>327</b>	20.2%
2005-06	69	5	272	4	<b>350</b>	19.7%
2006-07	79	2	314	1	<b>396</b>	19.9%

<b>PETITIONS</b>	<b>Granted</b>	<b>Dismissed</b>	<b>Denied</b>	<b>Withdrawn</b>	<b>Totals</b>	<b>Percentage of Certiorari Petitions Granted</b>
<b><i>Criminal</i></b>						
2002-03	31	0	262	3	<b>296</b>	10.5%
2003-04	40	2	270	1	<b>313</b>	12.8%
2004-05	35	4	245	1	<b>285</b>	12.3%
2005-06	40	0	237	1	<b>278</b>	14.4%
2006-07	31	0	226	3	<b>260</b>	11.9%

**CHART CA-6.1  
COURT OF APPEALS**

**TOTAL NUMBER CIVIL  
PETITIONS FOR CERTIORARI DISPOSED**

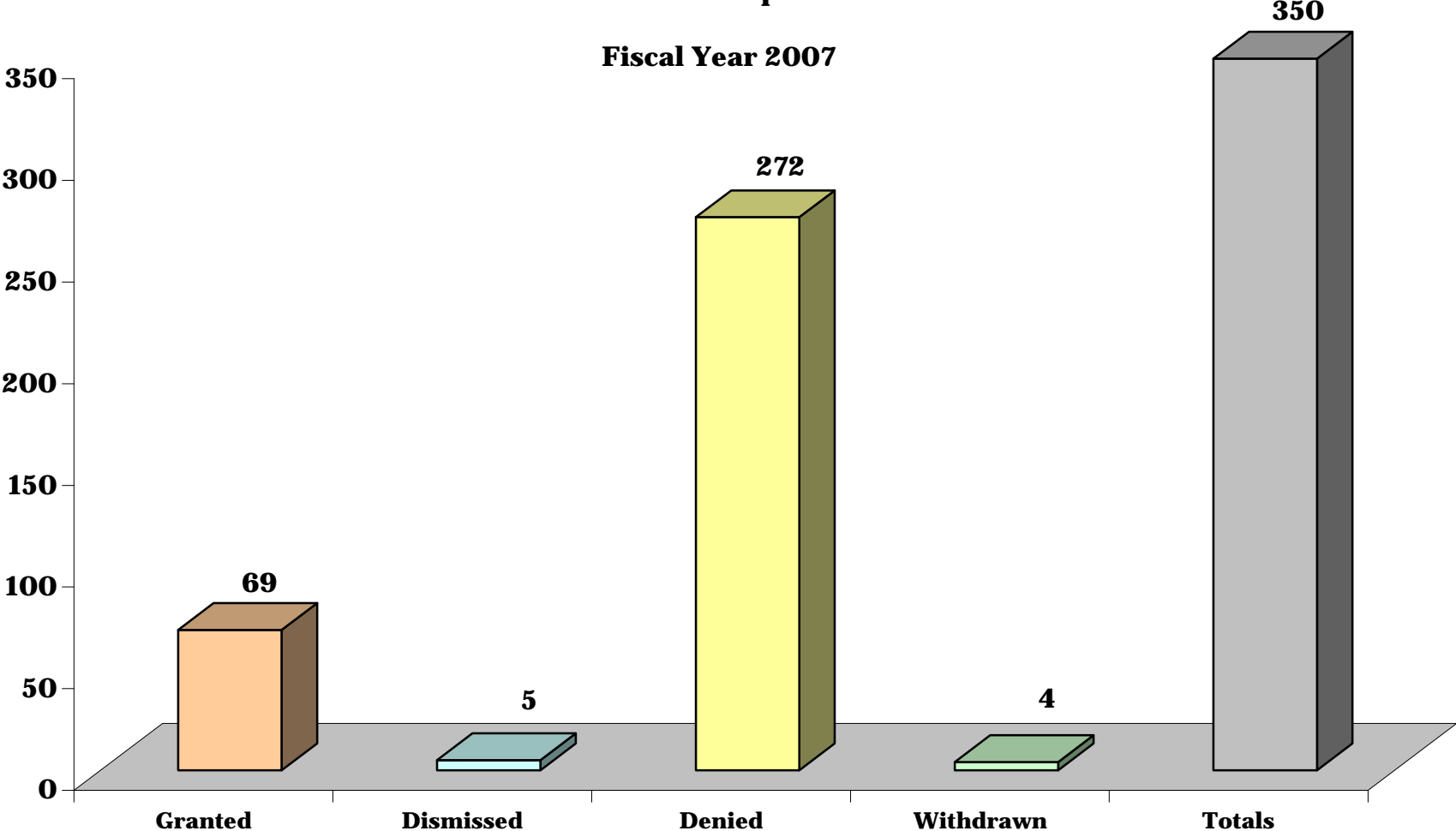
**5 Year Comparative Data: Fiscal Years 2004 - 2007**



**CHART CA-6.2  
COURT OF APPEALS**

**TOTAL NUMBER CIVIL  
PETITIONS FOR CERTIORARI DOCKETED  
Manner of Disposition**

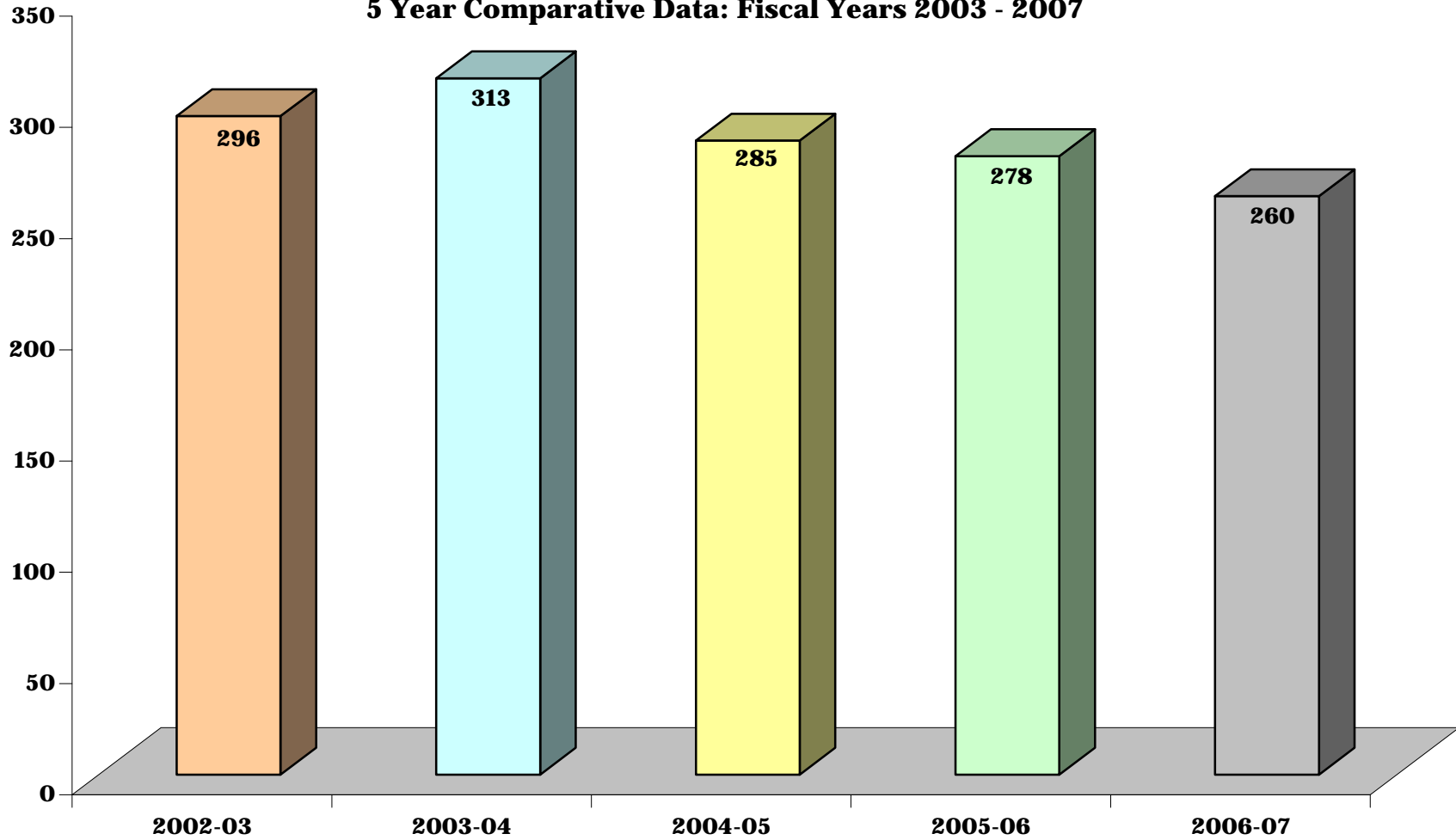
**Fiscal Year 2007**



**CHART CA-6.3  
COURT OF APPEALS**

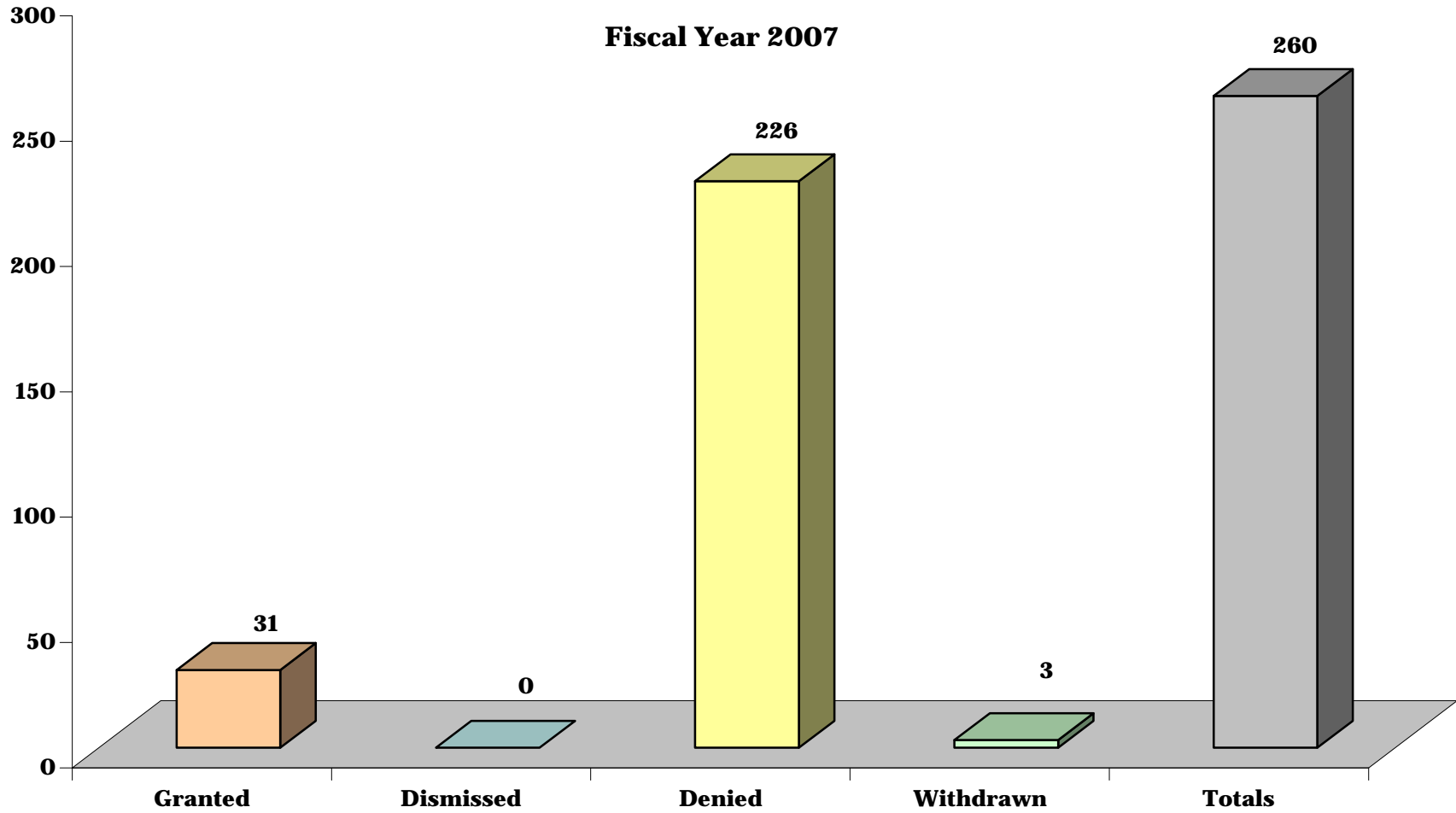
**TOTAL NUMBER CRIMINAL  
PETITIONS FOR CERTIORARI DISPOSED**

**5 Year Comparative Data: Fiscal Years 2003 - 2007**



**CHART CA-6.4  
COURT OF APPEALS**

**TOTAL NUMBER CRIMINAL  
PETITIONS FOR CERTIORARI DOCKETED  
Manner of Disposition**



**TABLE CA-7  
COURT OF APPEALS**

**AVERAGE INTERVALS FOR CASES DISPOSED**

**Regular Docket  
Fiscal Year 2007**

	<b>Certiorari Granted to Argument or to Disposition Without Argument*</b>	<b>Argument to Decision**</b>	<b>Certiorari Granted to Decision*</b>
<b>Days</b>	107	136	232
<b>Months</b>	3.6	4.5	7.7
<b>Number of Cases</b>	165	164	174

*\* Includes all disposed cases in Fiscal Year 2007.*

*\*\* Includes all disposed cases in Fiscal Year 2007 that were argued.*

**TABLE CA-8  
COURT OF APPEALS**

**CASES PENDING**

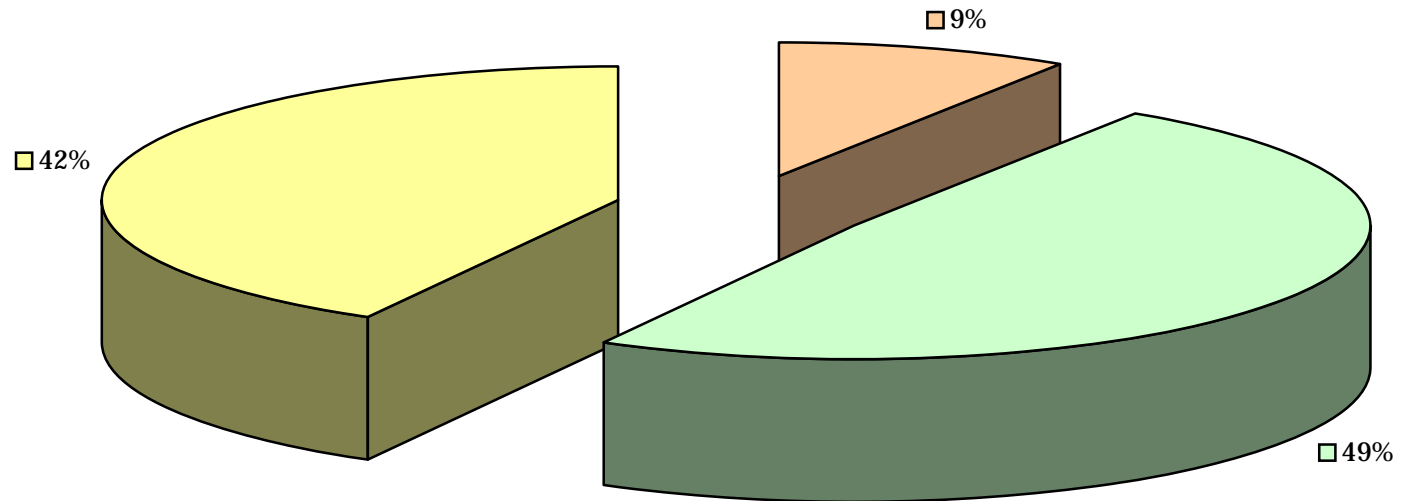
**Regular Docket  
June 30, 2007**

<b>Origin</b>	<b>Civil</b>	<b>Juvenile</b>	<b>Criminal</b>	<b>TOTALS</b>
2005 Docket	3	0	2	5
2006 Docket	19	0	8	27
2007 Docket	11	2	10	23
<b>TOTALS</b>	<b>33</b>	<b>2</b>	<b>20</b>	<b>55</b>

**CHART CA-8.1  
COURT OF APPEALS CASES**

**YEARLY ORIGIN  
OF PENDING REGULAR DOCKET**

**June 30, 2007**



2005 Docket

2006 Docket

2007 Docket



**The  
Court of Special  
Appeals**

maryland judiciary  
annual statistical abstract 2007

## **Court of Special Appeals**

The Court of Special Appeals is Maryland's intermediate appellate court. The Court has exclusive initial appellate jurisdiction over any reviewable judgment, decree, order of other action of a circuit court. The Court also considers applications for leave to appeal in such cases as post conviction, habeas corpus matters involving denial of or excessive bail, inmate grievances, appeals from criminal guilty pleas, and violations of probation.

The Court of Appeals was created in 1966. The thirteen judges of the Court include one from each of the seven appellate judicial circuits, and six elected from the State at large. The judges are empowered to sit in panels of three. All judges may sit "en banc" to hear a case, if the majority of the judges so order.

The following tables and charts provide a statistical delineation of the Court's work over the last year.



Robert C. Murphy  
Courts of Appeal Building  
Annapolis, Maryland

**TABLE COSA-1.1  
COURT OF SPECIAL APPEALS**

**APPEALS FILED AND TERMINATED WITHIN FISCAL  
YEAR**

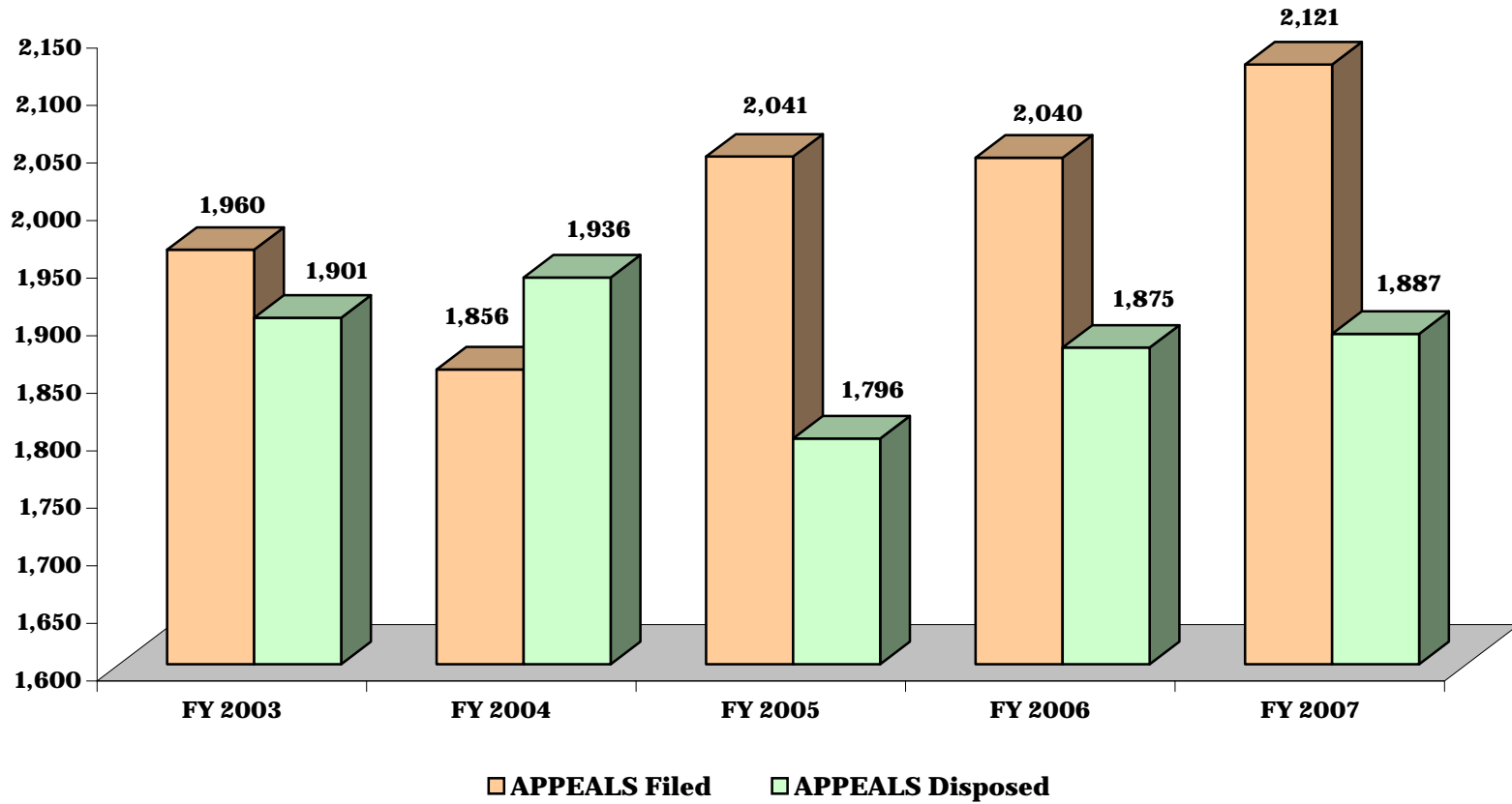
**5 Year Comparative Data  
Fiscal Years 2003 - 2007**

	<b>APPEALS</b>	
	<b>Filed</b>	<b>Disposed</b>
<b>FY 2003</b>	1,960	1,901
<b>FY 2004</b>	1,856	1,936
<b>FY 2005</b>	2,041	1,796
<b>FY 2006</b>	2,040	1,875
<b>FY 2007</b>	2,121	1,887

**CHART COSA-1.1  
COURT OF SPECIAL APPEALS**

**APPEALS FILED AND DISPOSED WITHIN FISCAL YEAR**

**5 Year Comparative Data  
Fiscal Years 2003 - 2007**



**TABLE COSA-1.2**  
**COURT OF SPECIAL APPEALS**  
**OPINIONS FILED IN FISCAL YEAR**

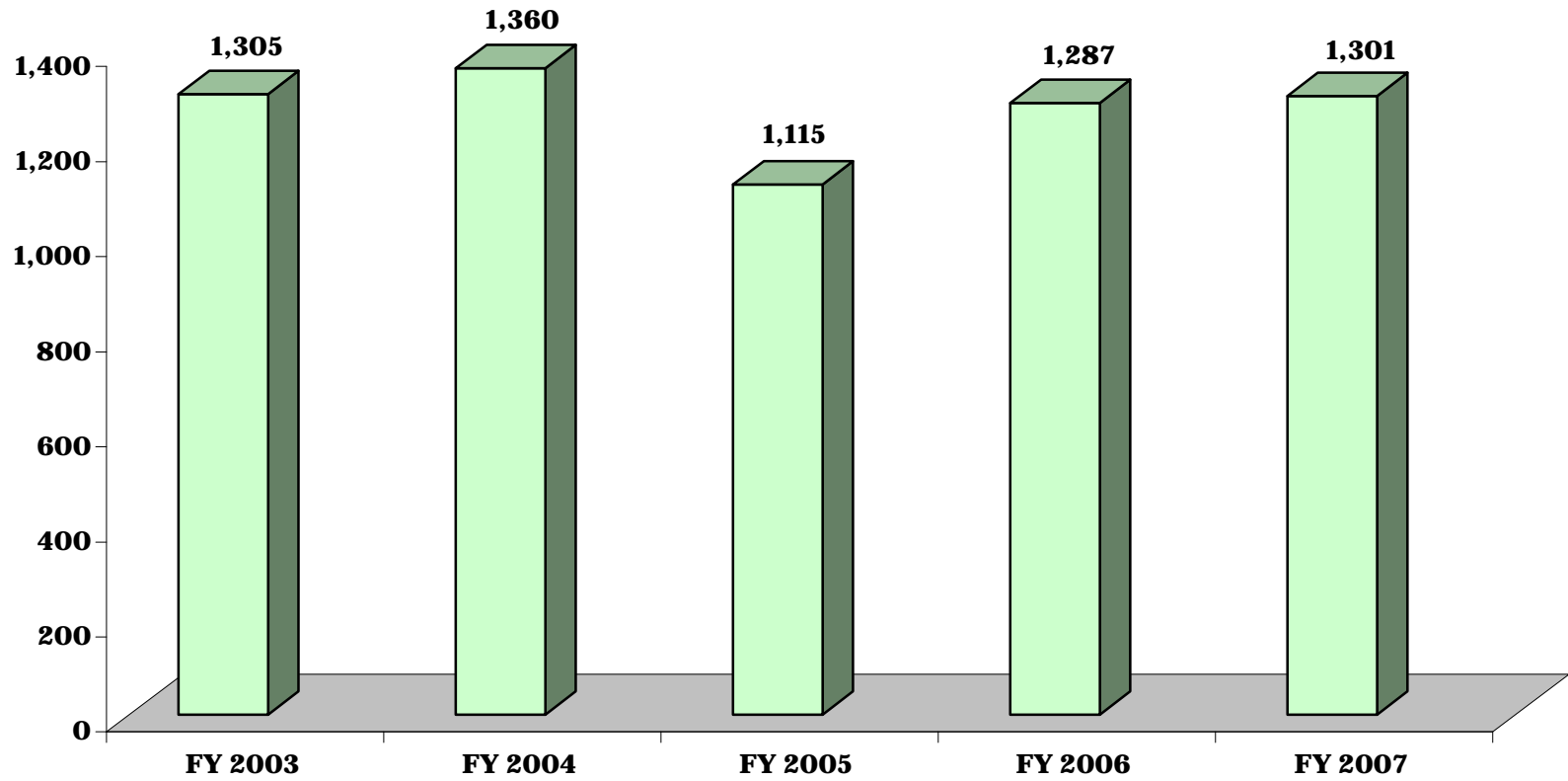
**5 Year Comparative Data**  
**2003 - 2007 Terms**

	<b>OPINIONS Filed</b>
FY 2003	1,305
FY 2004	1,360
FY 2005	1,115
FY 2006	1,287
FY 2007	1,301

**CHART COSA-1.2  
COURT OF SPECIAL APPEALS**

**OPINIONS FILED IN FISCAL YEAR**

**5 Year Comparative Data  
Fiscal Years 2003 - 2007**



**TABLE COSA-2  
COURT OF SPECIAL APPEALS**

**ORIGIN OF APPEALS BY  
APPELLATE JUDICIAL CIRCUIT AND JURISDICTION**

**Regular Docket  
2006 Term\***

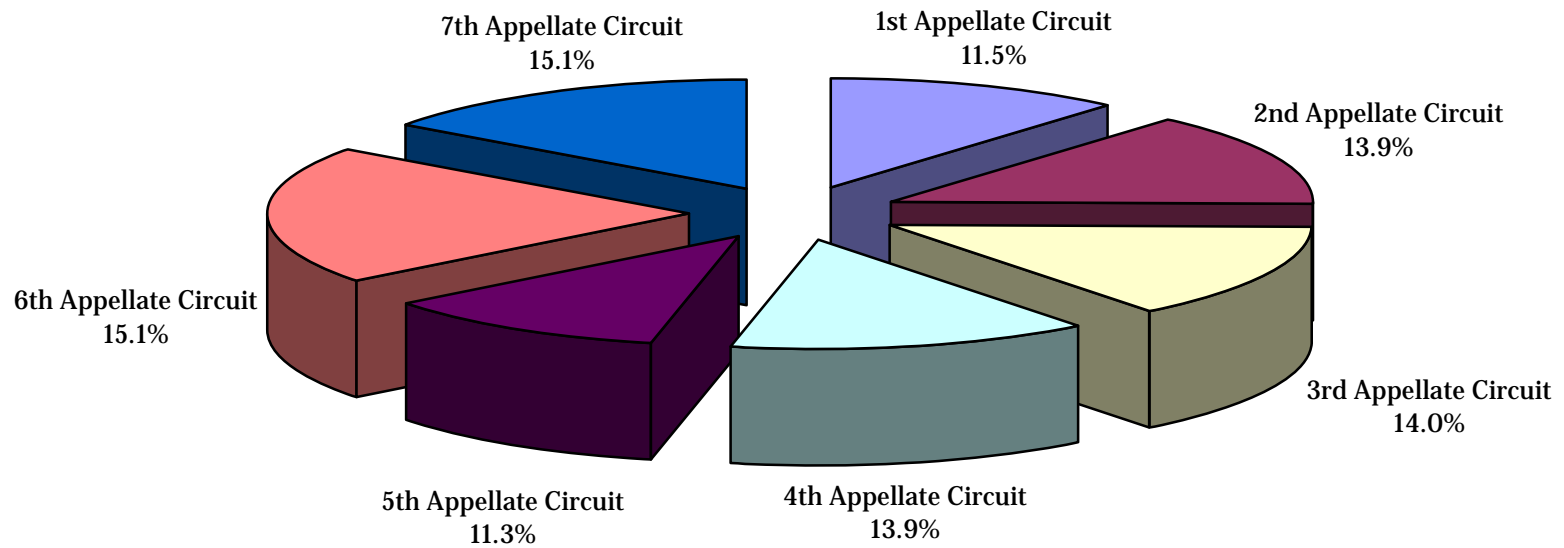
	Number of Appeals	% of Statewide Total
<b>1st Appellate Circuit</b>	<b>234</b>	<b>11.5%</b>
Caroline County	12	
Cecil County	34	
Dorchester County	17	
Kent County	13	
Queen Anne's County	20	
Somerset County	22	
Talbot County	28	
Wicomico County	72	
Worcester County	16	
<b>2nd Appellate Circuit</b>	<b>282</b>	<b>13.9%</b>
Baltimore County	222	
Harford County	60	
<b>3rd Appellate Circuit</b>	<b>284</b>	<b>14.0%</b>
Allegany County	18	
Carroll County	34	
Frederick County	68	
Garrett County	5	
Howard County	74	
Washington County	85	
<b>4th Appellate Circuit</b>	<b>282</b>	<b>13.9%</b>
Prince George's County	282	
<b>5th Appellate Circuit</b>	<b>229</b>	<b>11.3%</b>
Anne Arundel County	128	
Calvert County	24	
Charles County	42	
St. Mary's County	35	
<b>6th Appellate Circuit</b>	<b>413</b>	<b>20.3%</b>
Baltimore City	413	
<b>7th Appellate Circuit</b>	<b>307</b>	<b>15.1%</b>
Montgomery County	307	
	<b>Number of Appeals</b>	<b>% of Statewide Total</b>
<b>TOTALS</b>	<b>2,031</b>	<b>100.0%</b>

\*The number of appeals docketed are counted by term (March 1, 2006 - February 28, 2007 -- 2006 Term).

**CHART COSA-2.1  
COURT OF SPECIAL APPEALS**

**PERCENTAGE OF APPEALS FILED  
IN EACH APPELLATE CIRCUIT**

**2006 Term**





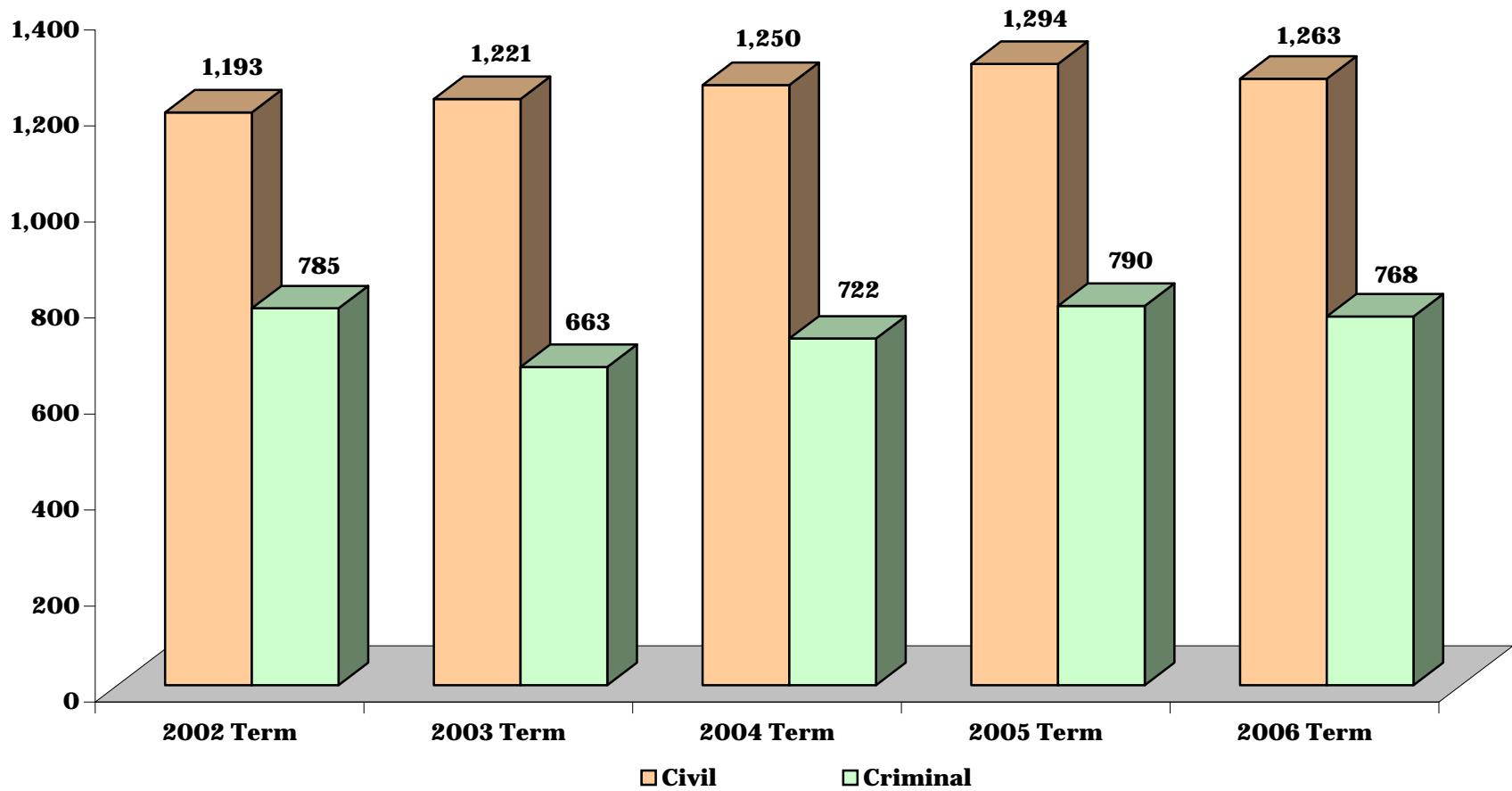
**TABLE COSA-3**  
**COURT OF SPECIAL APPEALS**  
**APPEALS DOCKETED BY TERM**  
**2002-2006 Terms\***

	<b>Appeals</b>		
	<b>Civil</b>	<b>Criminal</b>	<b>TOTALS</b>
2002 Term	1,193	785	<b>1,978</b>
2003 Term	1,221	663	<b>1,884</b>
2004 Term	1,250	722	<b>1,972</b>
2005 Term	1,294	790	<b>2,084</b>
2006 Term	1,263	768	<b>2,031</b>

\*The number of appeals docketed are counted by term  
(March 1, 2006 - February 28, 2007 -- 2006 Term).

**CHART COSA-3.1  
COURT OF SPECIAL APPEALS**

**APPEALS DOCKETED BY TERM  
2002- 2006 Terms**



**TABLE COSA-4  
COURT OF SPECIAL APPEALS**

**PRE-HEARING CONFERENCE REPORTS\***

**2002 - 2006 Terms**

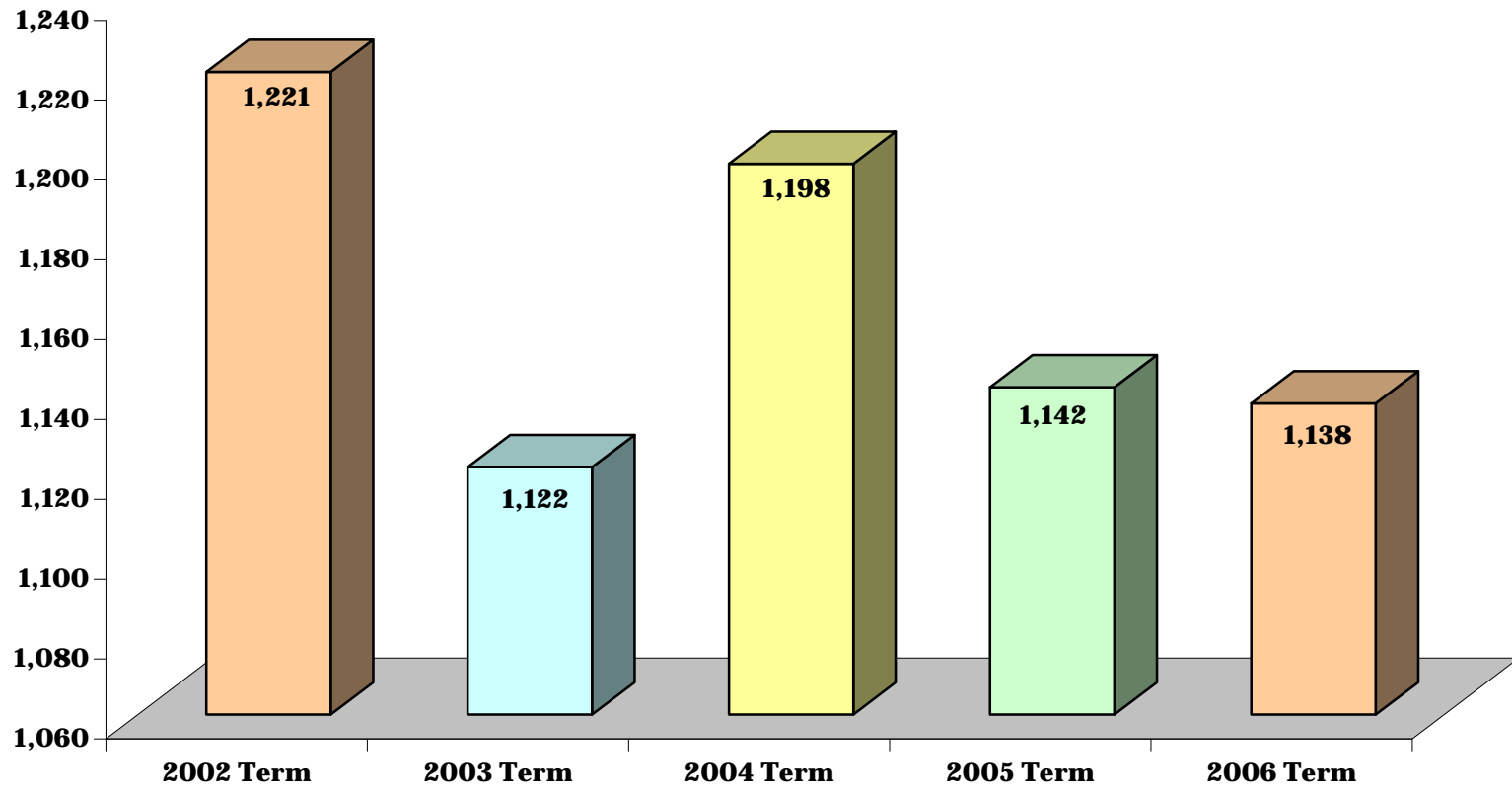
	<b>Reports Received</b>	<b>Proceeded without PHC</b>	<b>Assigned PHC</b>	<b>Dismissed without PHC</b>
2002 Term	1,221	972	249	19
2003 Term	1,122	997	125	51
2004 Term	1,198	1,104	94	79
2005 Term	1,142	1,062	80	67
2006 Term	1,138	1,015	73	50

\*Pre-hearing conference statistics are counted by term (March 1, 2006 - February 28, 2007 -- 2006 Term).

**CHART COSA-4.1  
COURT OF SPECIAL APPEALS**

**PRE-HEARING CONFERENCE REPORTS  
RECEIVED PER TERM**

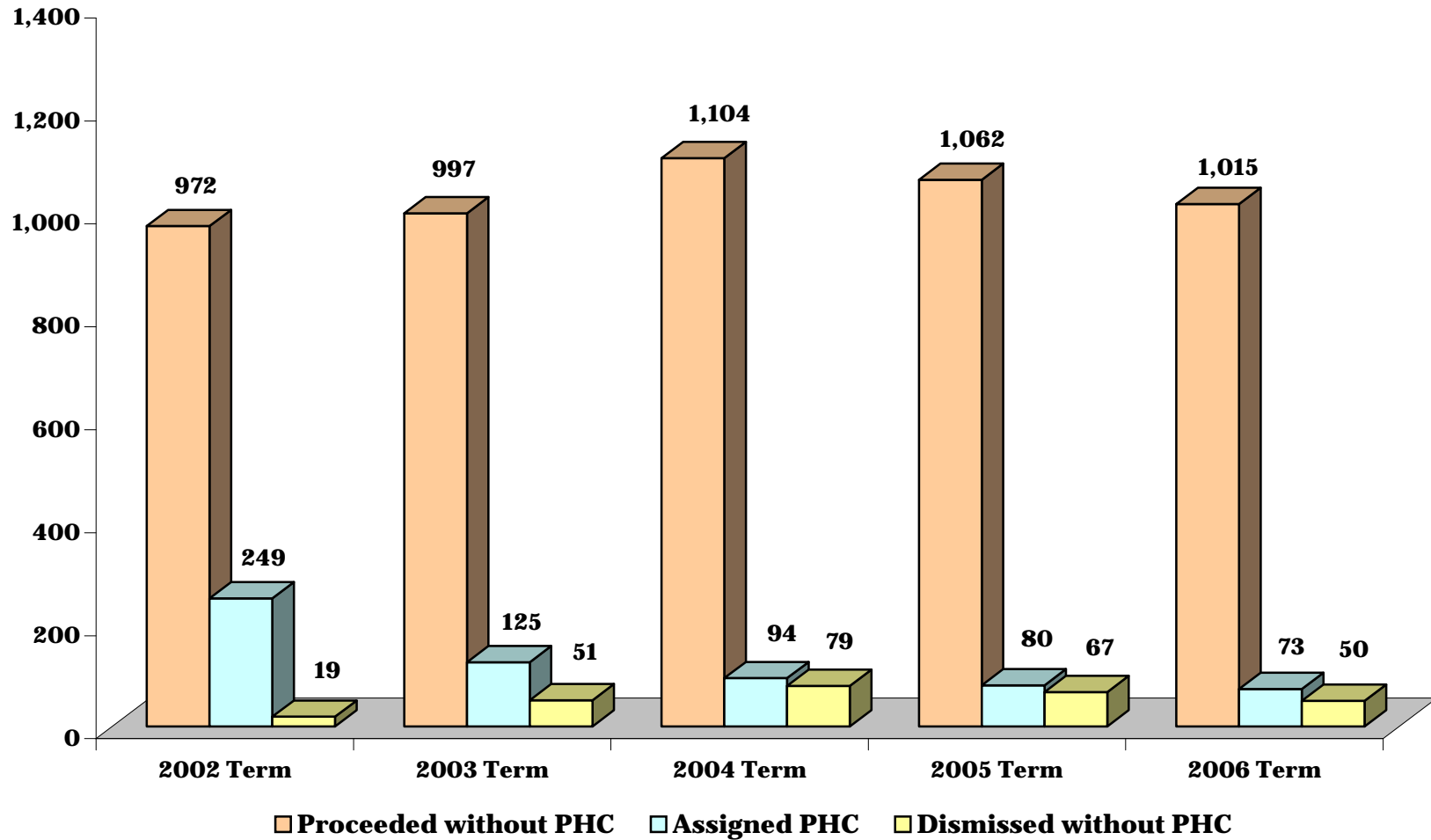
**2002 - 2006 Terms**



**CHART COSA-4.2  
COURT OF SPECIAL APPEALS**

**DISPOSITION OF PRE-HEARING CONFERENCE REPORTS**

**2002 - 2006 Terms**



**TABLE COSA-5  
COURT OF SPECIAL APPEALS**

**DISPOSITION OF INFORMATION REPORTS  
ASSIGNED FOR PRE-HEARING CONFERENCE\***

**2006 Term**

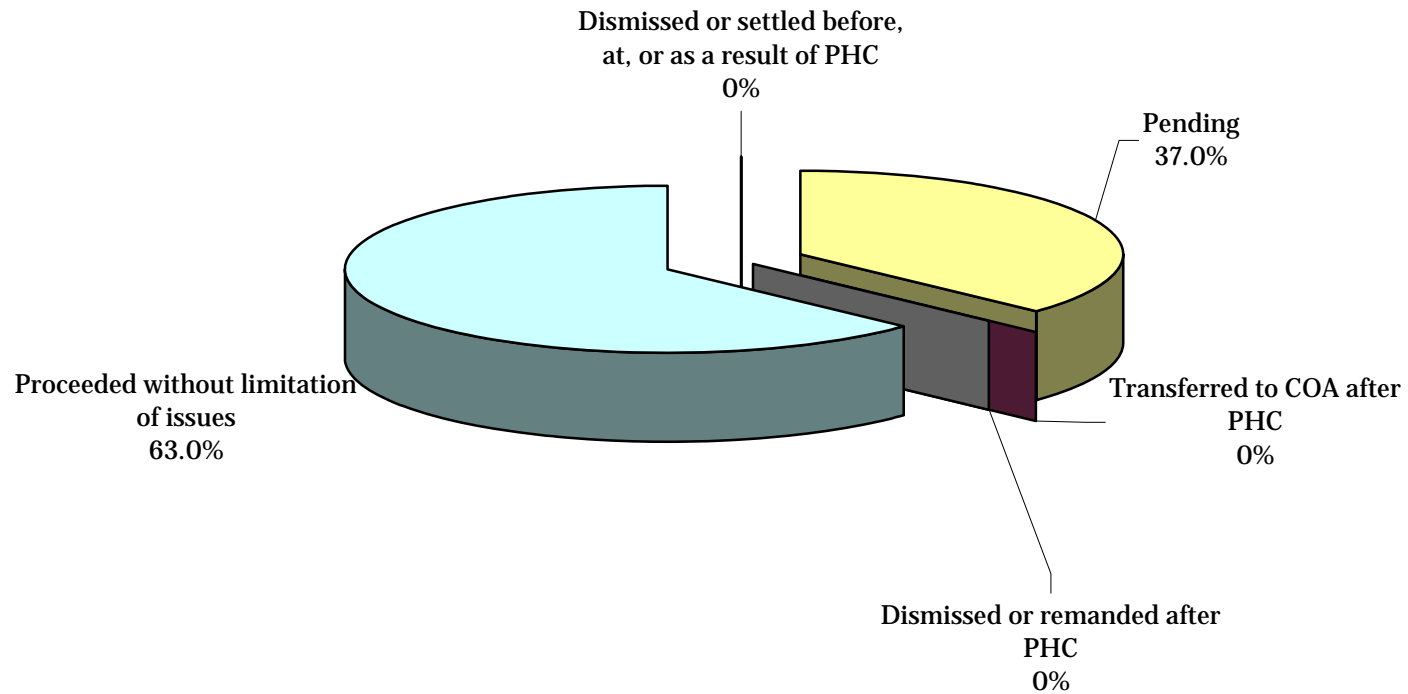
<b>Status of Information Report</b>	<b>Number</b>	<b>Percentage of Total</b>
Pending	27	37.0%
Transferred to COA after PHC	0	0.0%
Dismissed or remanded after PHC	0	0.0%
Proceeded without limitation of issues	46	63.0%
Dismissed or settled before, at, or as a result of PHC	0	0.0%
<b>TOTAL</b>	<b>73</b>	<b>100.0%</b>

\*Pre-hearing conference statistics are counted by term (March 1, 2006 - February 28, 2007 -- 2006 Term).

**CHART COSA-5.1  
COURT OF SPECIAL APPEALS**

**DISPOSITION OF INFORMATION REPORTS  
ASSIGNED FOR PRE-HEARING CONFERENCE**

**2006 Term**



**TABLE COSA-6  
COURT OF SPECIAL APPEALS**

**DISPOSITION OF APPLICATIONS FOR LEAVE TO APPEAL  
AND OTHER MISCELLANEOUS CASES**

**5 Year Comparative Table  
Fiscal Years 2003 - 2007**

	<b>2003</b>	<b>2004</b>	<b>2005</b>	<b>2006</b>	<b>2007</b>
<b>POST CONVICTION-TOTALS</b>	<b>216</b>	<b>244</b>	<b>216</b>	<b>298</b>	<b>153</b>
Granted	2	0	3	3	1
Dismissed or Transferred	8	30	24	22	5
Denied	206	213	189	273	147
Remanded	0	1	0	0	0

	<b>2003</b>	<b>2004</b>	<b>2005</b>	<b>2006</b>	<b>2007</b>
<b>INMATE GRIEVANCE-TOTALS</b>	<b>117</b>	<b>101</b>	<b>76</b>	<b>108</b>	<b>92</b>
Granted	0	0	0	1	0
Dismissed or Transferred	12	12	27	26	26
Denied	105	89	49	81	66
Remanded	0	0	0	0	0

	<b>2003</b>	<b>2004</b>	<b>2005</b>	<b>2006</b>	<b>2007</b>
<b>OTHER MISCELLANEOUS-TOTALS</b>	<b>38</b>	<b>45</b>	<b>42</b>	<b>33</b>	<b>4</b>
Granted	0	0	0	0	0
Dismissed or Transferred	16	8	21	10	2
Denied	21	36	21	23	2
Remanded	1	1	0	0	0

	<b>2003</b>	<b>2004</b>	<b>2005</b>	<b>2006</b>	<b>2007</b>
<b>VIOLATIONS OF PROBATION-TOTALS</b>	<b>52</b>	<b>84</b>	<b>62</b>	<b>93</b>	<b>62</b>
Granted	0	0	2	1	0
Dismissed or Transferred	11	14	9	23	26
Denied	41	69	51	69	36
Remanded	0	1	0	0	0

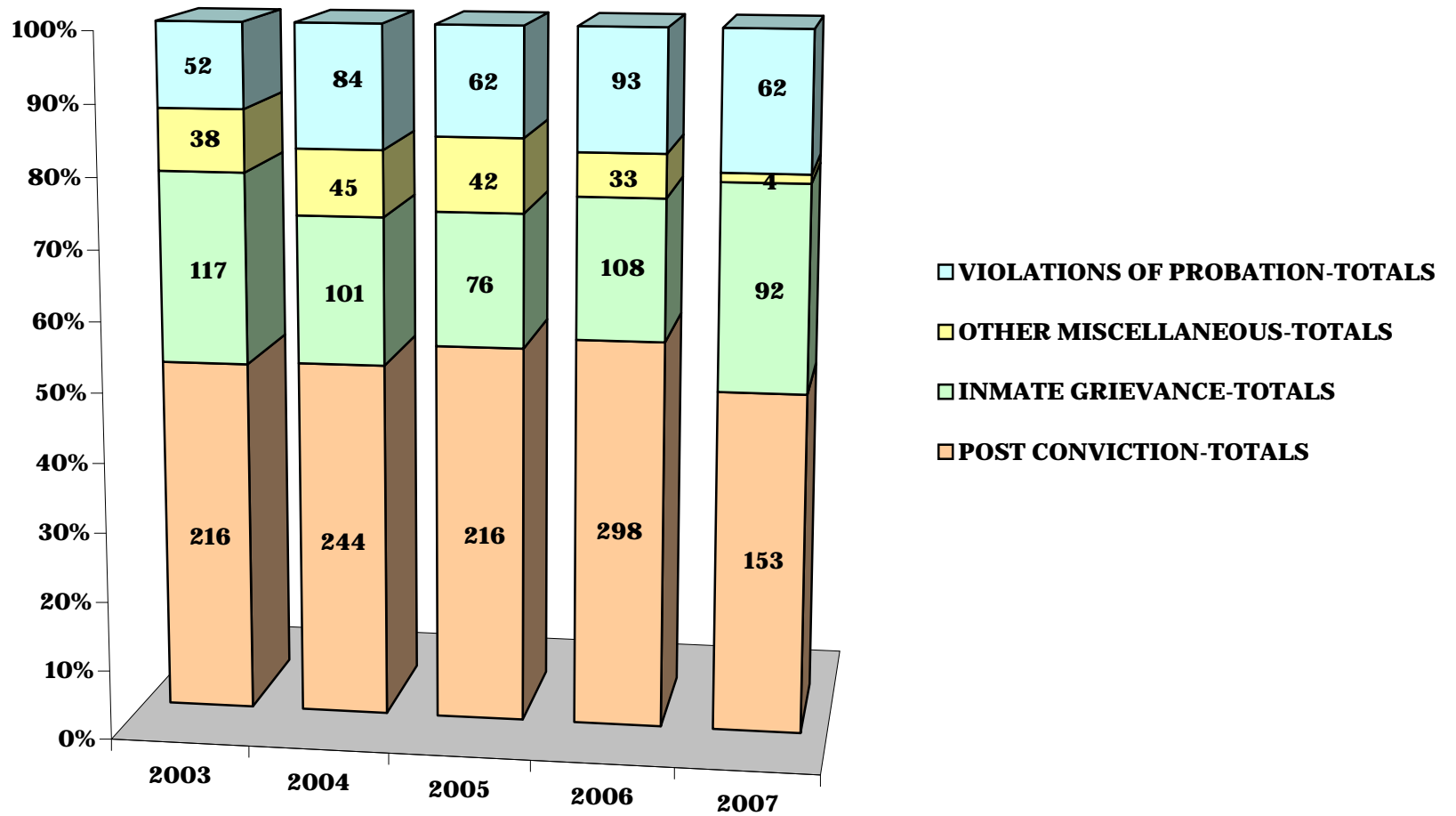
	<b>2003</b>	<b>2004</b>	<b>2005</b>	<b>2006</b>	<b>2007</b>
<b>TOTALS</b>	<b>423</b>	<b>474</b>	<b>396</b>	<b>532</b>	<b>311</b>



**CHART COSA-6.1  
COURT OF SPECIAL APPEALS**

**DISPOSITION OF APPLICATIONS FOR LEAVE TO APPEAL  
AND OTHER MISCELLANEOUS CASES**

**5 Year Comparative Data  
Fiscal Years 2003 - 2007**



**TABLE COSA-7  
COURT OF SPECIAL APPEALS**

**DISPOSITION AND ORIGIN OF CASES**

**Regular Docket  
Fiscal Year 2007**

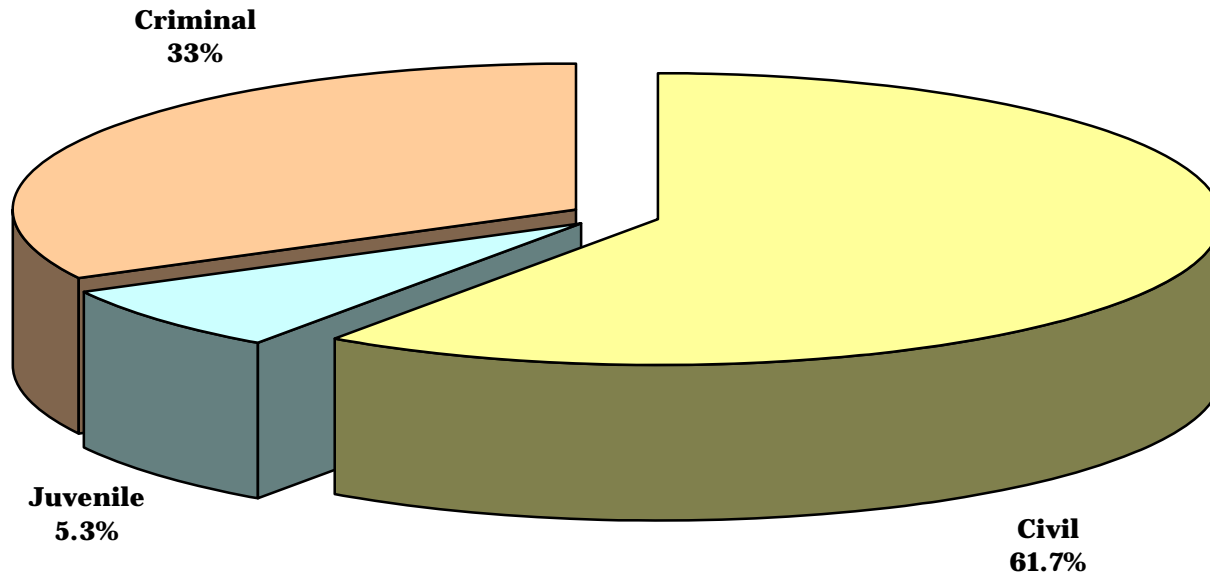
<b>Decision</b>	<b>Civil</b>	<b>Juvenile</b>	<b>Criminal</b>	<b>Totals</b>
Affirmed	501	67	368	936
Reversed	79	5	39	123
Dismissed - Opinion Filed	47	3	8	58
Remanded without Affirmance or Reversal	16	5	2	23
Vacated and Remanded	118	10	45	173
Affirmed in Part, Reversed in Part	2	0	1	3
Dismissed Prior to Argument or Submission	315	45	137	497
Transferred to Court of Appeals	46	3	15	64
Other	5	1	4	10
<b>Total Cases Disposed FY 2007</b>	<b>1,129</b>	<b>139</b>	<b>619</b>	<b>1,887</b>

<b>Origin</b>	<b>Civil</b>	<b>Juvenile</b>	<b>Criminal</b>	<b>Totals</b>
1997 Docket	1	0	0	1
1998 Docket	2	0	0	2
1999 Docket	2	0	0	2
2000 Docket	0	1	0	1
2001 Docket	2	0	0	2
2002 Docket	0	0	3	3
2003 Docket	1	0	1	2
2004 Docket	31	5	74	110
2005 Docket	340	30	383	753
2006 Docket	706	93	132	931
2007 Docket	44	10	26	80
<b>Origin Totals</b>	<b>1,129</b>	<b>139</b>	<b>619</b>	<b>1,887</b>

**CHART COSA-7.1  
COURT OF SPECIAL APPEALS**

**TOTAL CASES DISPOSED  
BY CASE TYPE**

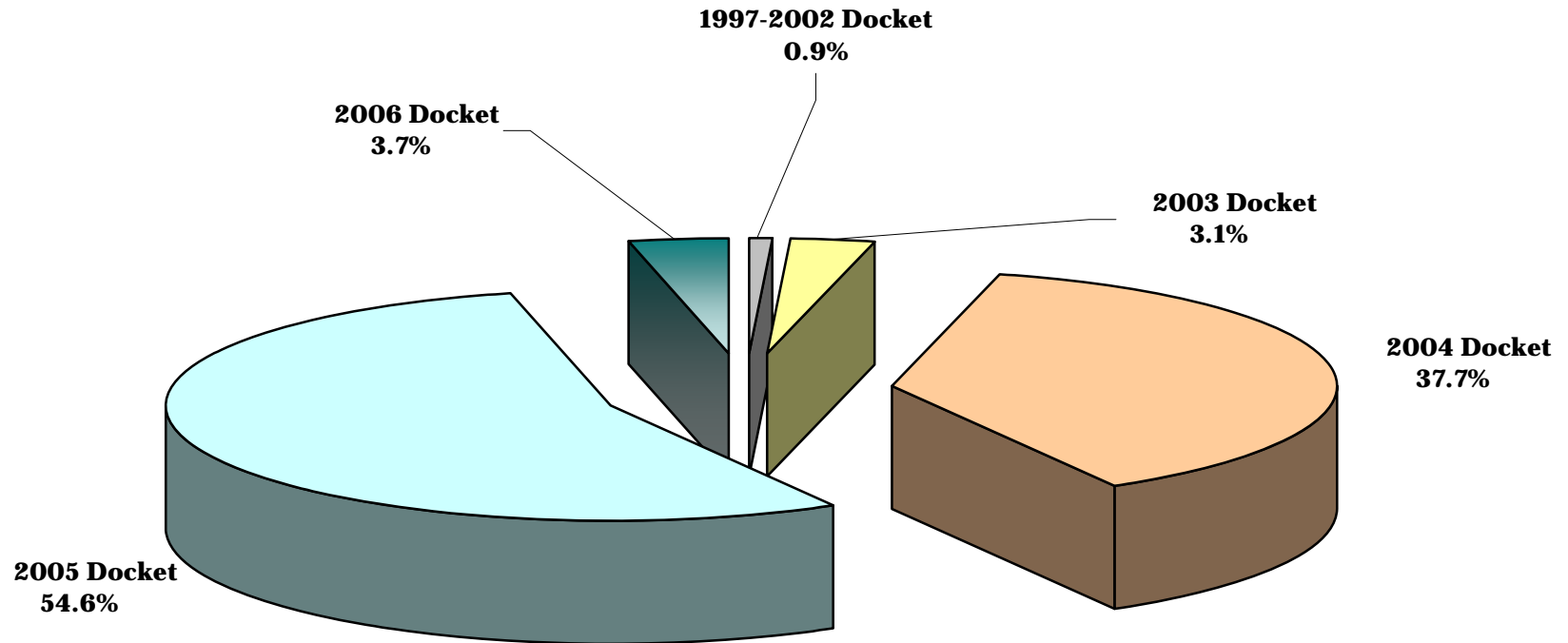
**Fiscal Year 2007**



**CHART COSA-7.2  
COURT OF SPECIAL APPEALS**

**ORIGIN OF APPEALS DOCKET  
BY PERCENT OF TERM**

**Terms 1997 - 2007**



**TABLE COSA-8**  
**COURT OF SPECIAL APPEALS**  
**AVERAGE INTERVALS FOR CASES DISPOSED**  
**Regular Docket**  
**Fiscal Year 2007**

	<b>Docketing to Argument or to Disposition without Argument*</b>	<b>Argument to Decision**</b>
<b>Days</b>	246	127
<b>Months</b>	8.1	4.2

*\* Includes all disposed cases in Fiscal Year 2007.*

*\*\* Includes all disposed cases in Fiscal Year 2007 that were argued.*

**TABLE COSA-9  
COURT OF SPECIAL APPEALS**

**CASES PENDING**

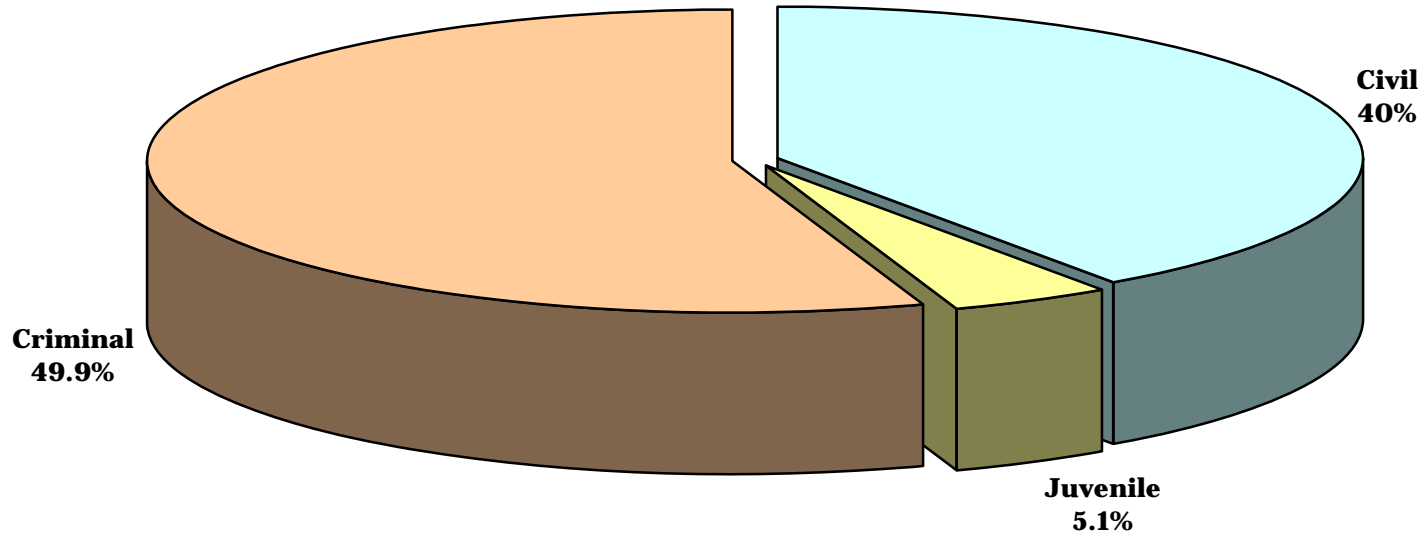
**Regular Docket  
June 30, 2007**

<b>Origin</b>	<b>Civil</b>	<b>Juvenile</b>	<b>Criminal</b>	<b>TOTALS</b>
1996 Docket	4	0	0	4
1997 Docket	1	0	1	2
1998 Docket	1	0	0	1
1999 Docket	7	0	1	8
2000 Docket	2	0	0	2
2001 Docket	10	0	1	11
2002 Docket	10	1	2	13
2003 Docket	7	0	3	10
2004 Docket	21	4	22	47
2005 Docket	75	9	278	362
2006 Docket	590	49	690	1,329
2007 Docket	79	26	112	217
<b>TOTALS</b>	<b>807</b>	<b>89</b>	<b>1,110</b>	<b>2,006</b>

**CHART COSA 9.1  
COURT OF SPECIAL APPEALS**

**CASES PENDING ON REGULAR DOCKET  
BY CASE TYPE**

**Fiscal Year 2007**



# **The Circuit Courts**

maryland judiciary  
annual statistical abstract 2007



## The Circuit Courts

The circuit courts are Maryland's trial courts of general jurisdiction. The circuit courts generally handle the major civil cases, the more serious criminal matters and all family matters including juvenile. They also decide appeals from the District Court and certain administrative agencies. In addition to their judicial functions, the courts are responsible for recording the State's land records transactions, as well as issuing a number of business licenses. The judges and clerks often are called upon to perform civil marriage ceremonies.

There is a circuit court in each county of the State and Baltimore City. They are grouped into eight geographical circuits each with two or more counties, with the exception of the Eighth Circuit that consists of Baltimore City. As of July 1, 2006, there were 153 circuit court judgeships, with at least one judge for each county and 32 in Baltimore City. The circuit courts also have masters who hear domestic and juvenile matters and make recommendations based on their findings to the judge of their respective court.

The following charts and tables provide a statistical delineation for the workload of the circuit courts during Fiscal Year 2007.



Circuit Court for Baltimore City



Circuit Court for Queen Anne's County

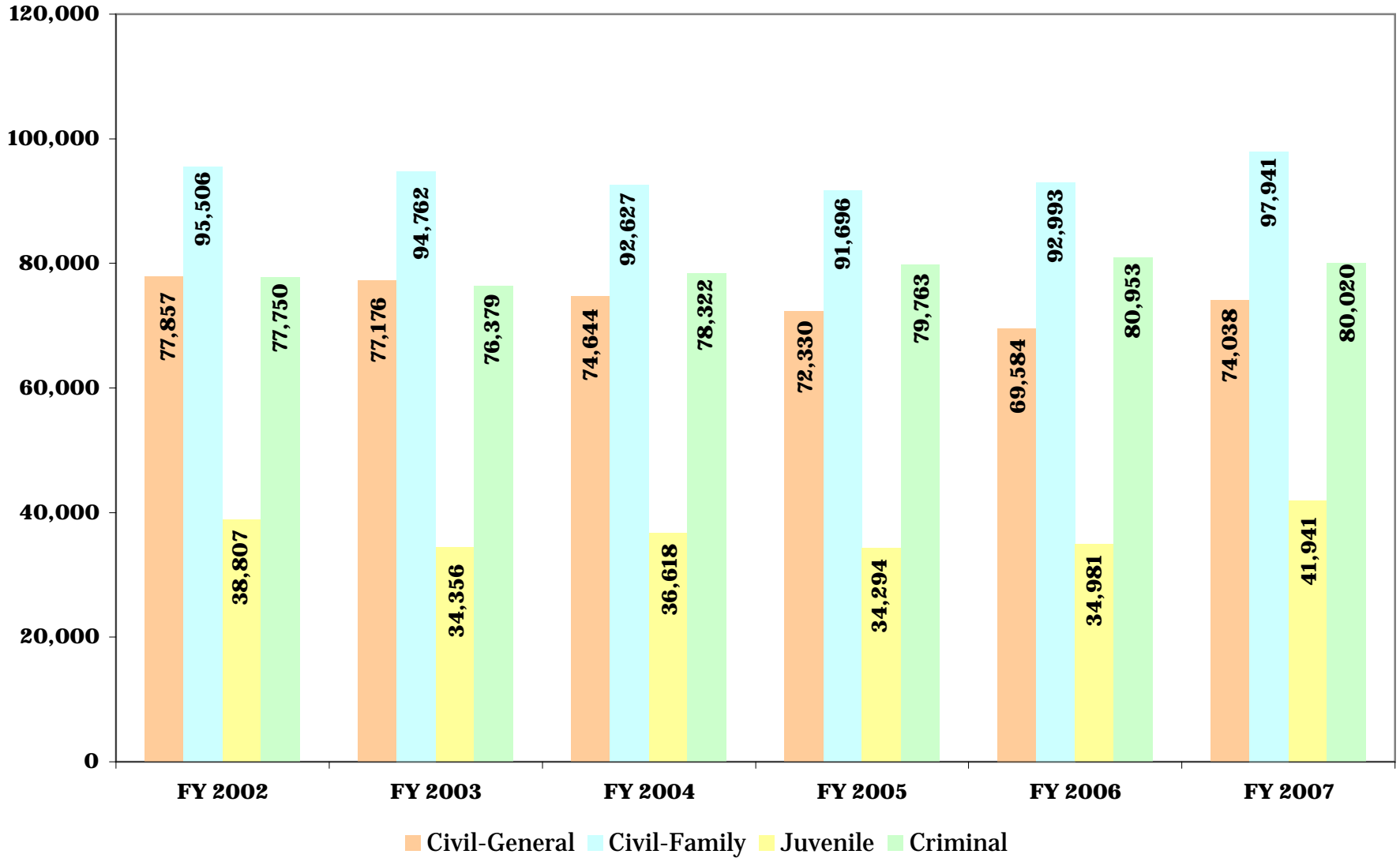
**TABLE CC-1  
CIRCUIT COURT**

**FILINGS BY CASE TYPE BY FISCAL YEAR  
6 Year Comparative Data Fiscal Years 2002-2007**

	<b>Civil-General</b>	<b>Civil-Family</b>	<b>Juvenile</b>	<b>Criminal</b>	<b>TOTALS</b>
FY 2002	77,857	95,506	38,807	77,750	<b>289,920</b>
FY 2003	77,176	94,762	34,356	76,379	<b>282,673</b>
FY 2004	74,644	92,627	36,618	78,322	<b>282,211</b>
FY 2005	72,330	91,696	34,294	79,763	<b>278,083</b>
FY 2006	69,584	92,993	34,981	80,953	<b>278,511</b>
FY 2007	74,038	97,941	41,941	80,020	<b>293,940</b>

**CHART CC-1.1  
CIRCUIT COURT**

**FILINGS BY FISCAL YEAR  
6 Year Comparative Data: Fiscal Years 2002 - 2007**



**TABLE CC-2  
CIRCUIT COURT**

**ALL CASES: FILINGS AND TERMINATIONS  
3 Year Comparative Table: Fiscal Years 2005 - 2007**

	2004-05		2005-06		2006-07	
	Filings	Terminations	Filings	Terminations	Filings	Terminations
<b>First Circuit</b>	<b>14,832</b>	<b>14,453</b>	<b>15,081</b>	<b>14,491</b>	<b>15,368</b>	<b>15,146</b>
Dorchester	2,174	2,216	2,239	2,135	2,407	2,344
Somerset	1,997	2,003	2,125	2,070	2,305	2,234
Wicomico	5,974	5,802	6,241	5,869	6,171	5,907
Worcester	4,687	4,432	4,476	4,417	4,485	4,661

	2004-05		2005-06		2006-07	
	Filings	Terminations	Filings	Terminations	Filings	Terminations
<b>Second Circuit</b>	<b>13,052</b>	<b>12,877</b>	<b>13,557</b>	<b>12,346</b>	<b>14,777</b>	<b>14,172</b>
Caroline	1,712	1,705	2,093	1,969	2,322	2,253
Cecil	6,574	6,708	6,547	5,837	6,908	6,444
Kent	1,243	1,204	1,252	1,286	1,289	1,418
Queen Anne's	1,742	1,688	1,932	1,737	2,355	2,350
Talbot	1,781	1,572	1,733	1,517	1,903	1,707

	2004-05		2005-06		2006-07	
	Filings	Terminations	Filings	Terminations	Filings	Terminations
<b>Third Circuit</b>	<b>38,520</b>	<b>38,366</b>	<b>41,895</b>	<b>37,053</b>	<b>43,874</b>	<b>41,858</b>
Baltimore	28,707	28,781	30,877	26,868	32,321	31,419
Harford	9,813	9,585	11,018	10,185	11,553	10,439

	2004-05		2005-06		2006-07	
	Filings	Terminations	Filings	Terminations	Filings	Terminations
<b>Fourth Circuit</b>	<b>14,943</b>	<b>14,596</b>	<b>14,667</b>	<b>13,714</b>	<b>15,395</b>	<b>15,434</b>
Allegany	3,854	3,833	3,999	3,728	4,348	4,384
Garrett	1,219	1,089	1,231	1,077	1,263	1,229
Washington	9,870	9,674	9,437	8,909	9,784	9,821

**ALL CASES: FILINGS AND TERMINATIONS, page 2**

	2004-05		2005-06		2006-07	
	Filings	Terminations	Filings	Terminations	Filings	Terminations
<b>Fifth Circuit</b>	<b>36,657</b>	<b>36,701</b>	<b>36,140</b>	<b>34,836</b>	<b>37,589</b>	<b>36,023</b>
Anne Arundel	22,820	23,916	22,221	21,178	22,292	21,057
Carroll	6,654	6,089	6,674	6,698	7,387	7,347
Howard	7,183	6,696	7,245	6,960	7,910	7,619

	2004-05		2005-06		2006-07	
	Filings	Terminations	Filings	Terminations	Filings	Terminations
<b>Sixth Circuit</b>	<b>41,892</b>	<b>41,492</b>	<b>42,250</b>	<b>41,755</b>	<b>46,029</b>	<b>44,622</b>
Frederick	8,292	7,671	8,990	8,669	9,926	9,333
Montgomery	33,600	33,821	33,260	33,086	36,103	35,289

	2004-05		2005-06		2006-07	
	Filings	Terminations	Filings	Terminations	Filings	Terminations
<b>Seventh Circuit</b>	<b>53,261</b>	<b>51,234</b>	<b>51,378</b>	<b>49,656</b>	<b>59,540</b>	<b>53,348</b>
Calvert	4,915	4,779	4,966	4,760	5,254	4,751
Charles	7,607	7,583	7,041	6,701	8,485	8,042
Prince George's	36,686	34,955	35,383	34,400	41,310	36,557
St. Mary's	4,053	3,917	3,988	3,795	4,491	3,998

	2004-05		2005-06		2006-07	
	Filings	Terminations	Filings	Terminations	Filings	Terminations
<b>Eighth Circuit</b>	<b>64,926</b>	<b>69,544</b>	<b>63,543</b>	<b>60,631</b>	<b>61,368</b>	<b>57,622</b>
Baltimore City	64,926	69,544	63,543	60,631	61,368	57,622

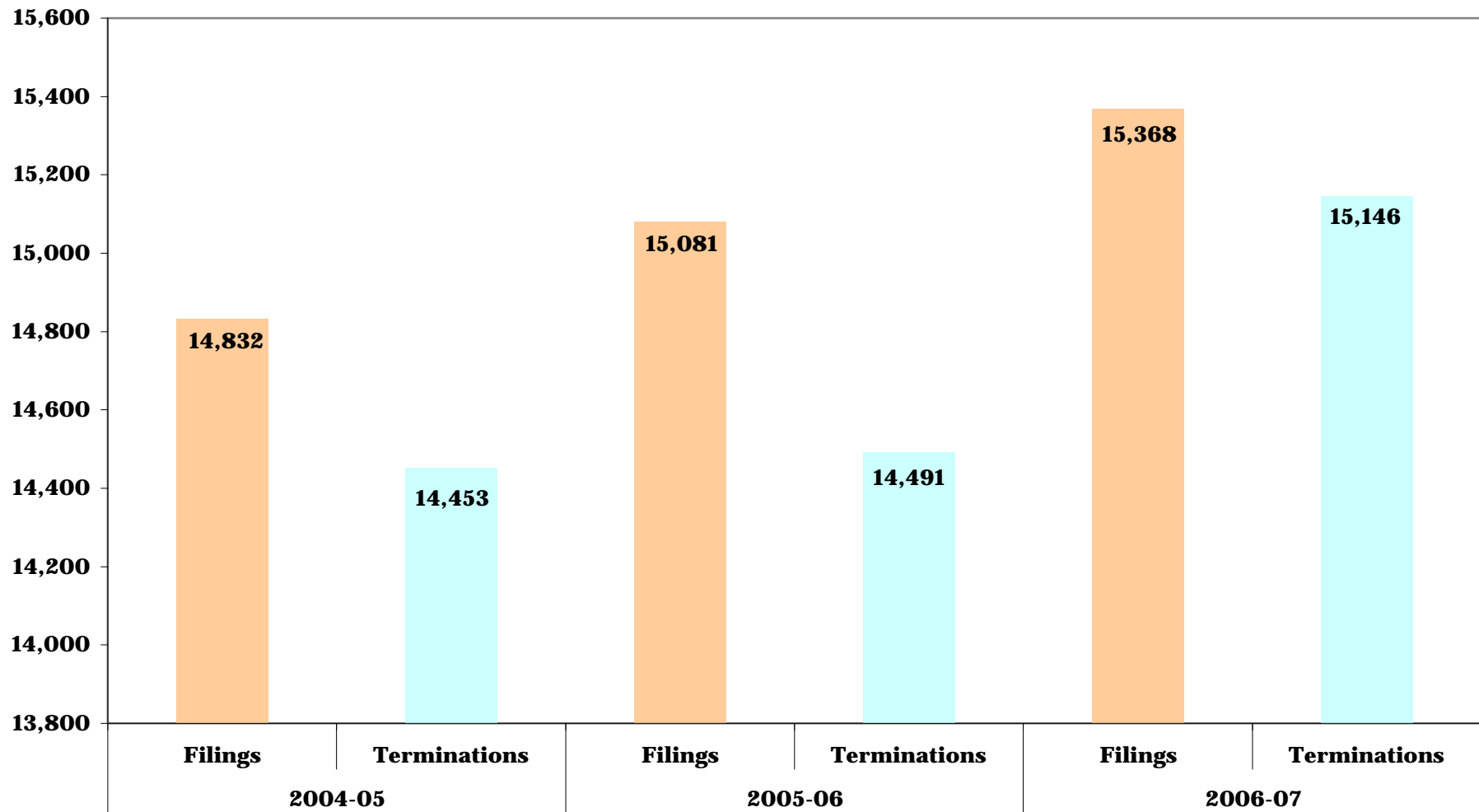
	2004-05		2005-06		2006-07	
	Filings	Terminations	Filings	Terminations	Filings	Terminations
<b>STATE TOTALS</b>	<b>278,083</b>	<b>279,263</b>	<b>278,511</b>	<b>264,482</b>	<b>293,940</b>	<b>278,225</b>

**CHART CC-2.1  
CIRCUIT COURT**

**1st CIRCUIT  
Dorchester, Somerset, Wicomico and Worcester Counties**

**ALL CASES: FILINGS AND TERMINATIONS**

**3 Year Comparative Data: Fiscal Years 2005 - 2007**

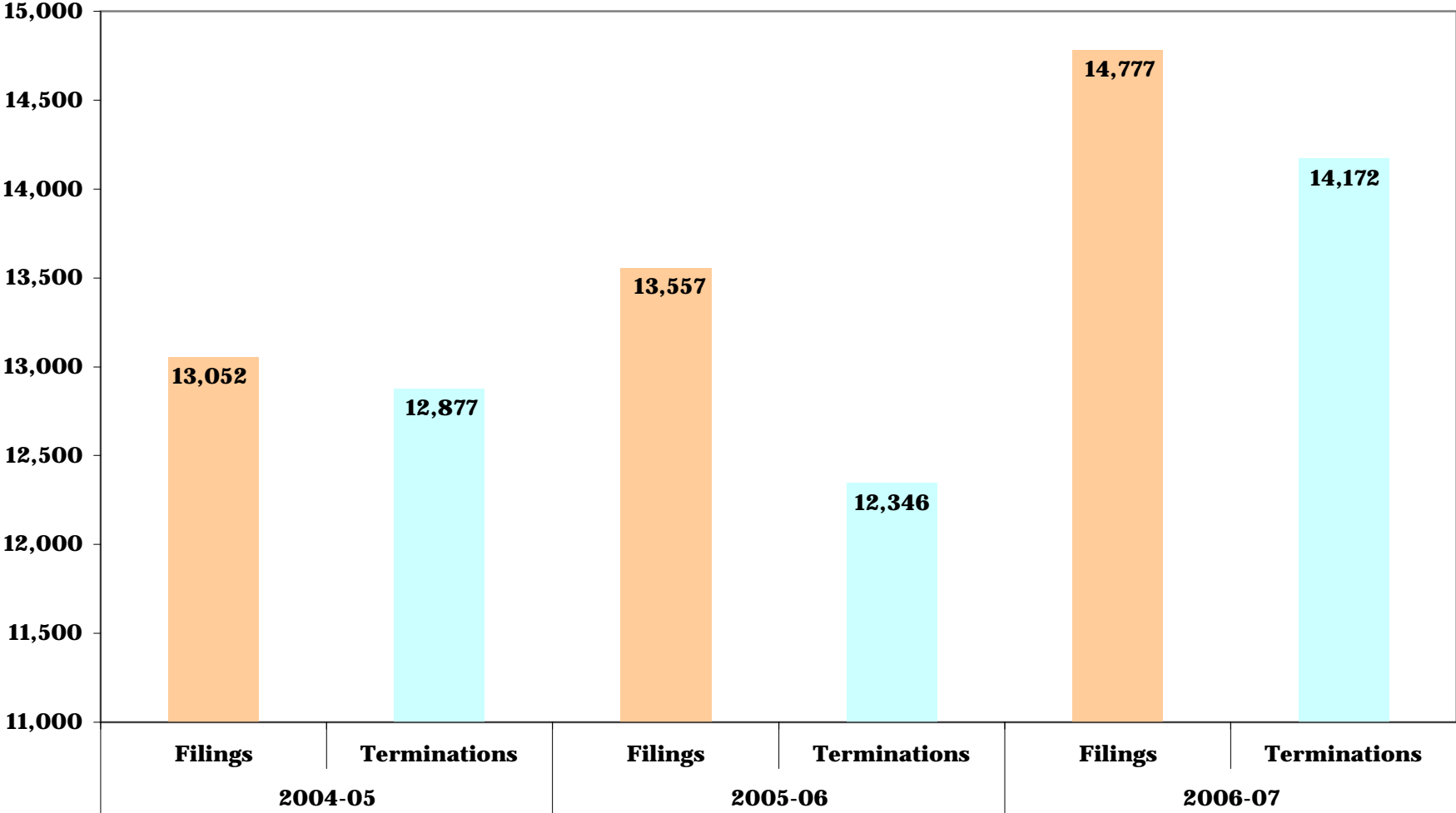


**CHART CC-2.2  
CIRCUIT COURT**

**2nd CIRCUIT  
Caroline, Cecil, Kent, Queen Anne's and Talbot Counties**

**ALL CASES: FILINGS AND TERMINATIONS**

**3 Year Comparative Data: Fiscal Years 2005 - 2007**

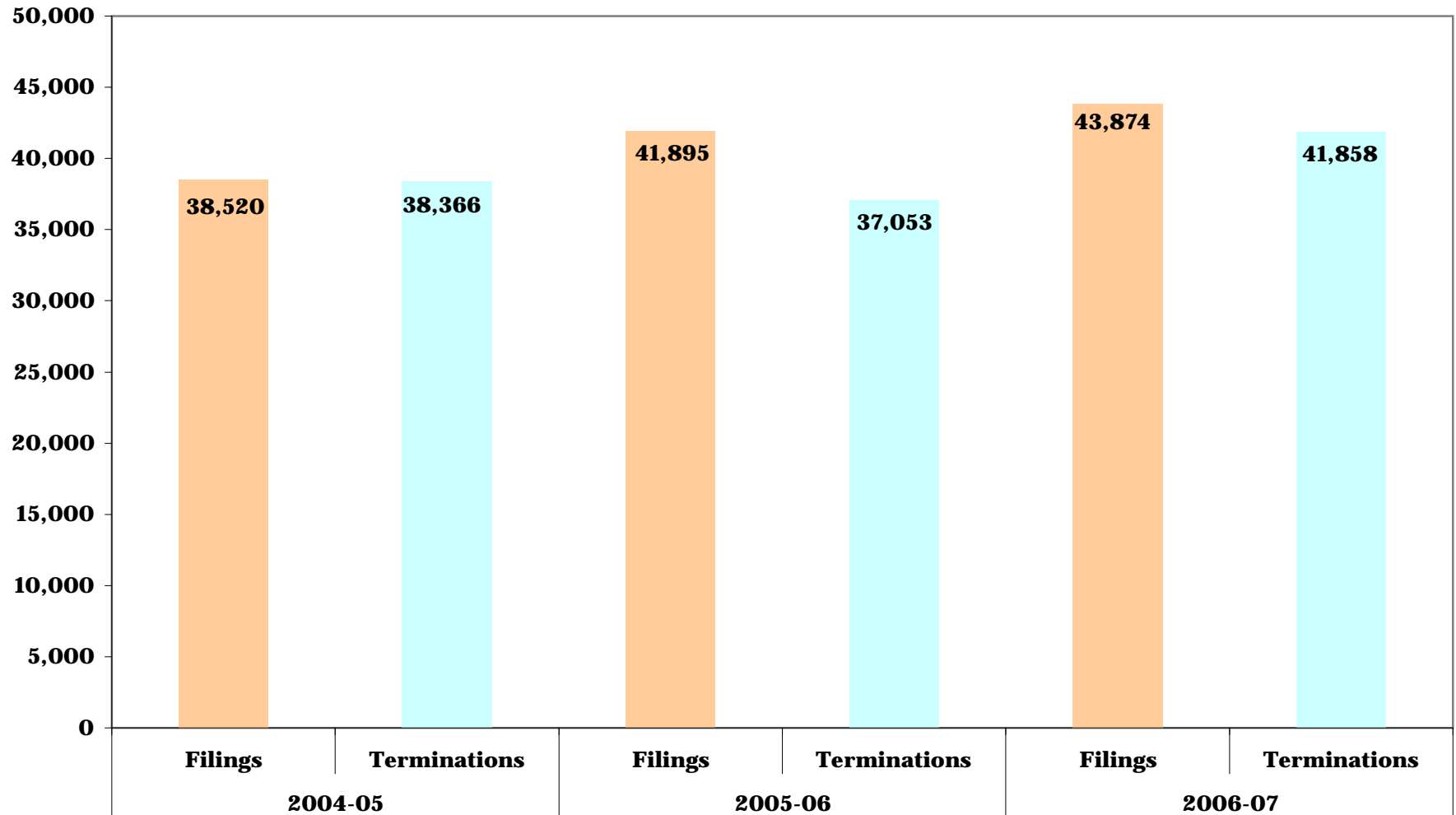


**CHART CC-2.3  
CIRCUIT COURT**

**3rd CIRCUIT  
Baltimore and Harford Counties**

**ALL CASES: FILINGS AND TERMINATIONS**

**3 Year Comparative Data: Fiscal Years 2005 - 2007**



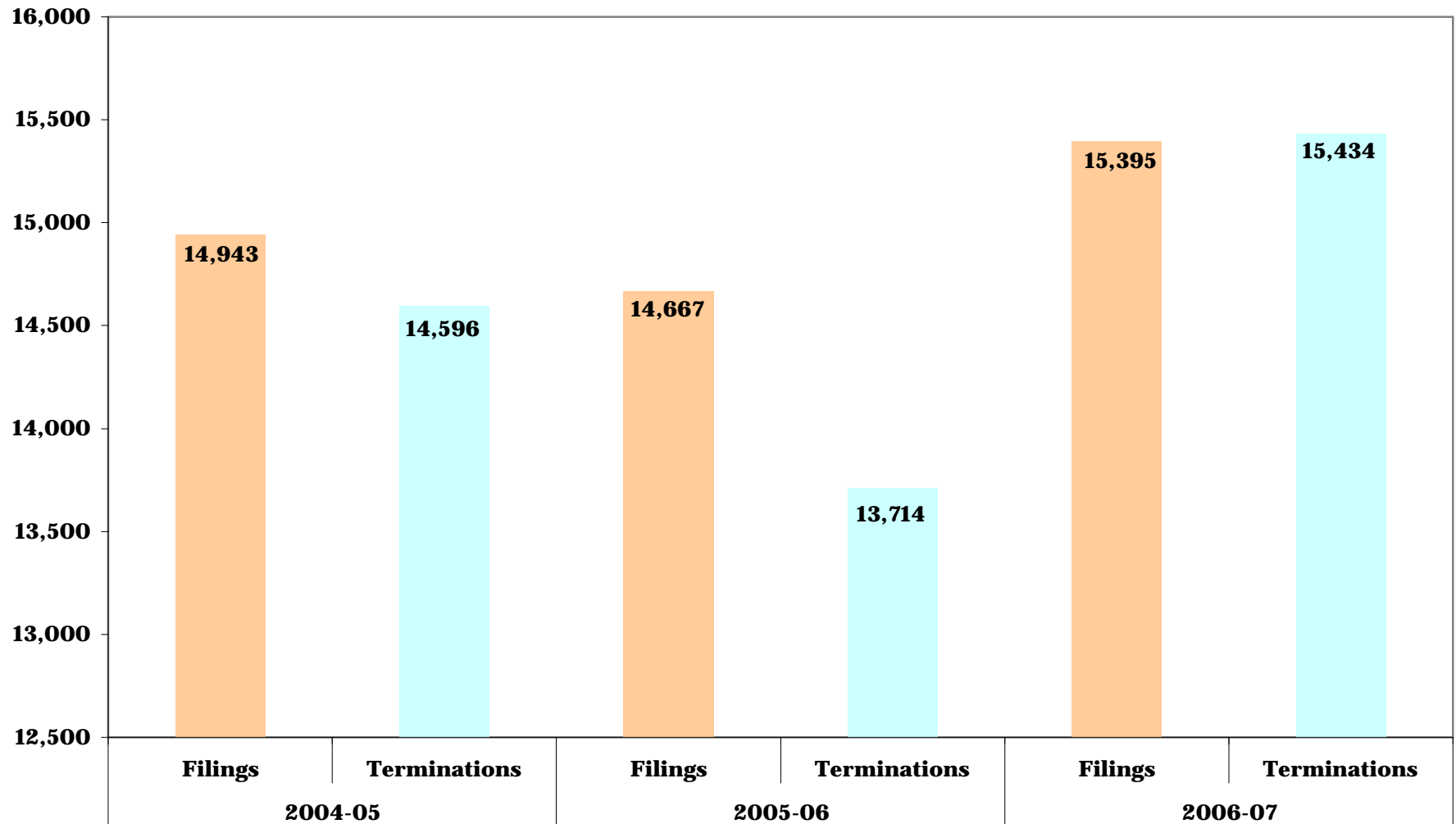


**CHART CC-2.4  
CIRCUIT COURT**

**4th CIRCUIT  
Allegany, Garrett and Washington Counties**

**ALL CASES: FILINGS AND TERMINATIONS**

**3 Year Comparative Data: Fiscal Years 2005 - 2007**

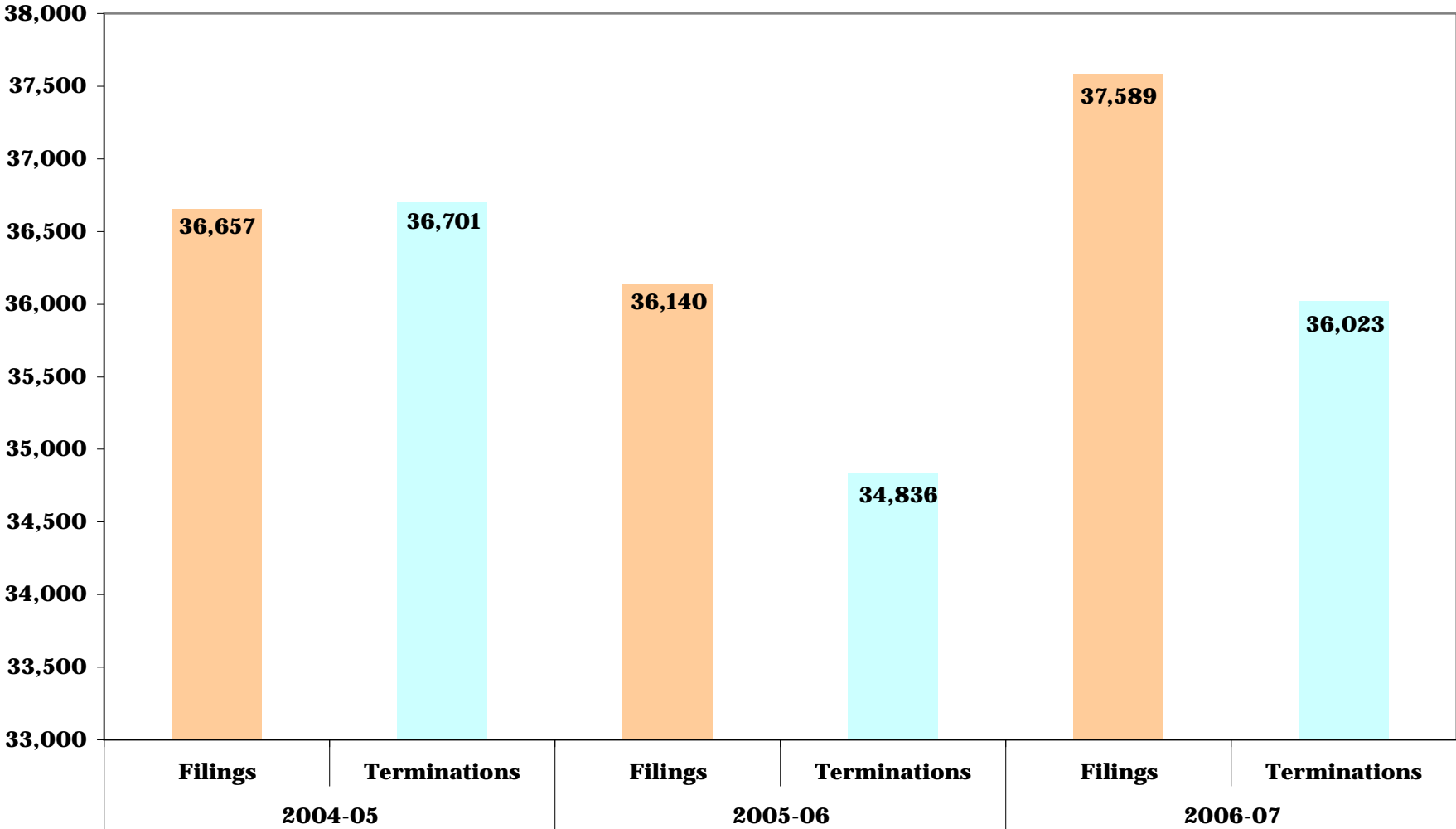


**CHART CC-2.5  
CIRCUIT COURT**

**5th CIRCUIT  
Anne Arundel, Carroll and Howard Counties**

**ALL CASES: FILINGS AND TERMINATIONS**

**3 Year Comparative Data: Fiscal Years 2005 - 2007**

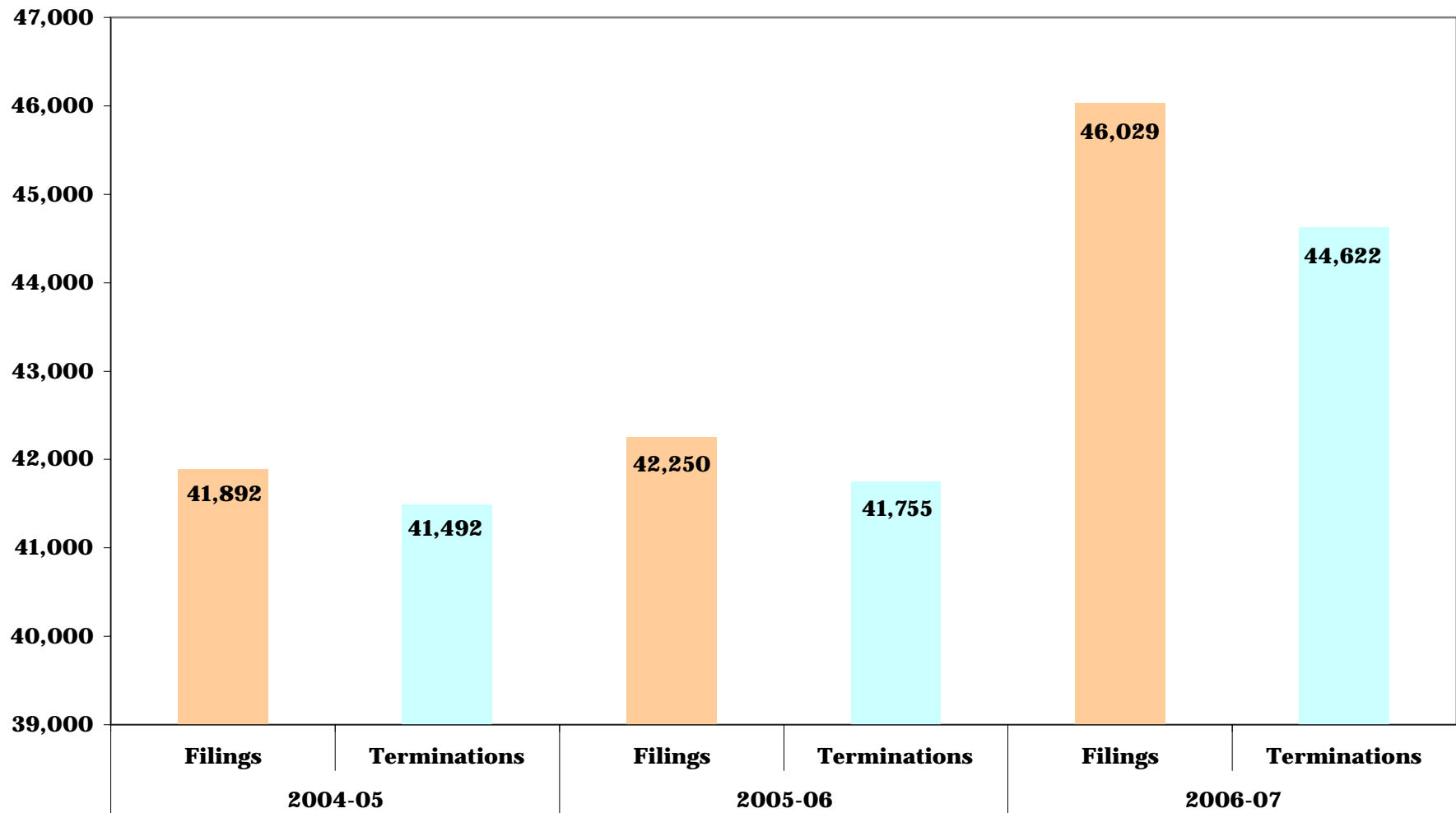


**CHART CC-2.6  
CIRCUIT COURT**

**6th CIRCUIT  
Frederick and Montgomery Counties**

**ALL CASES: FILINGS AND TERMINATIONS**

**3 Year Comparative Data: Fiscal Years 2005 - 2007**

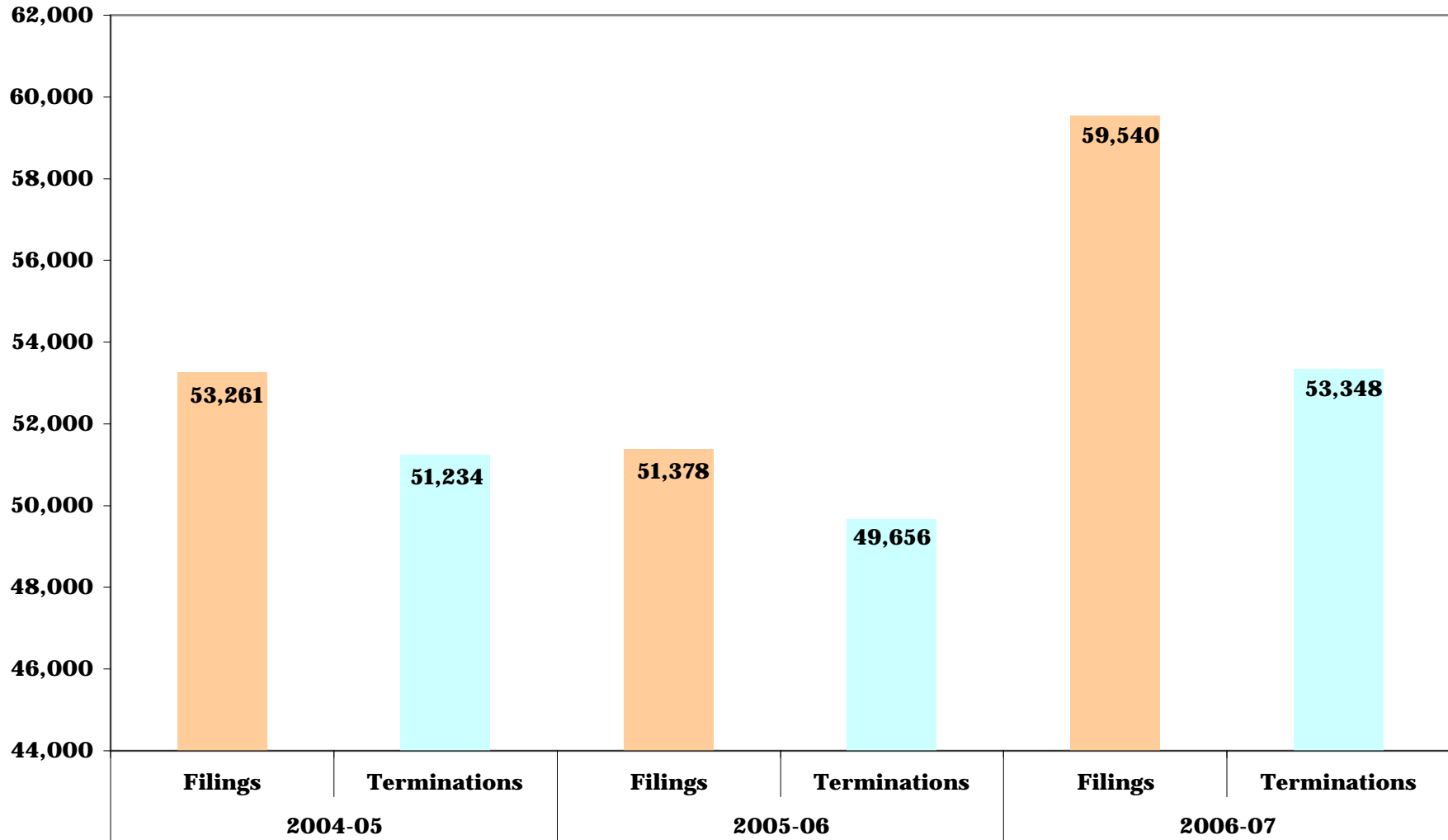


**CHART CC-2.7  
CIRCUIT COURT**

**7th CIRCUIT  
Calvert, Charles, Prince George's and St. Mary's Counties**

**ALL CASES: FILINGS AND TERMINATIONS**

**3 Year Comparative Data: Fiscal Years 2005 - 2007**

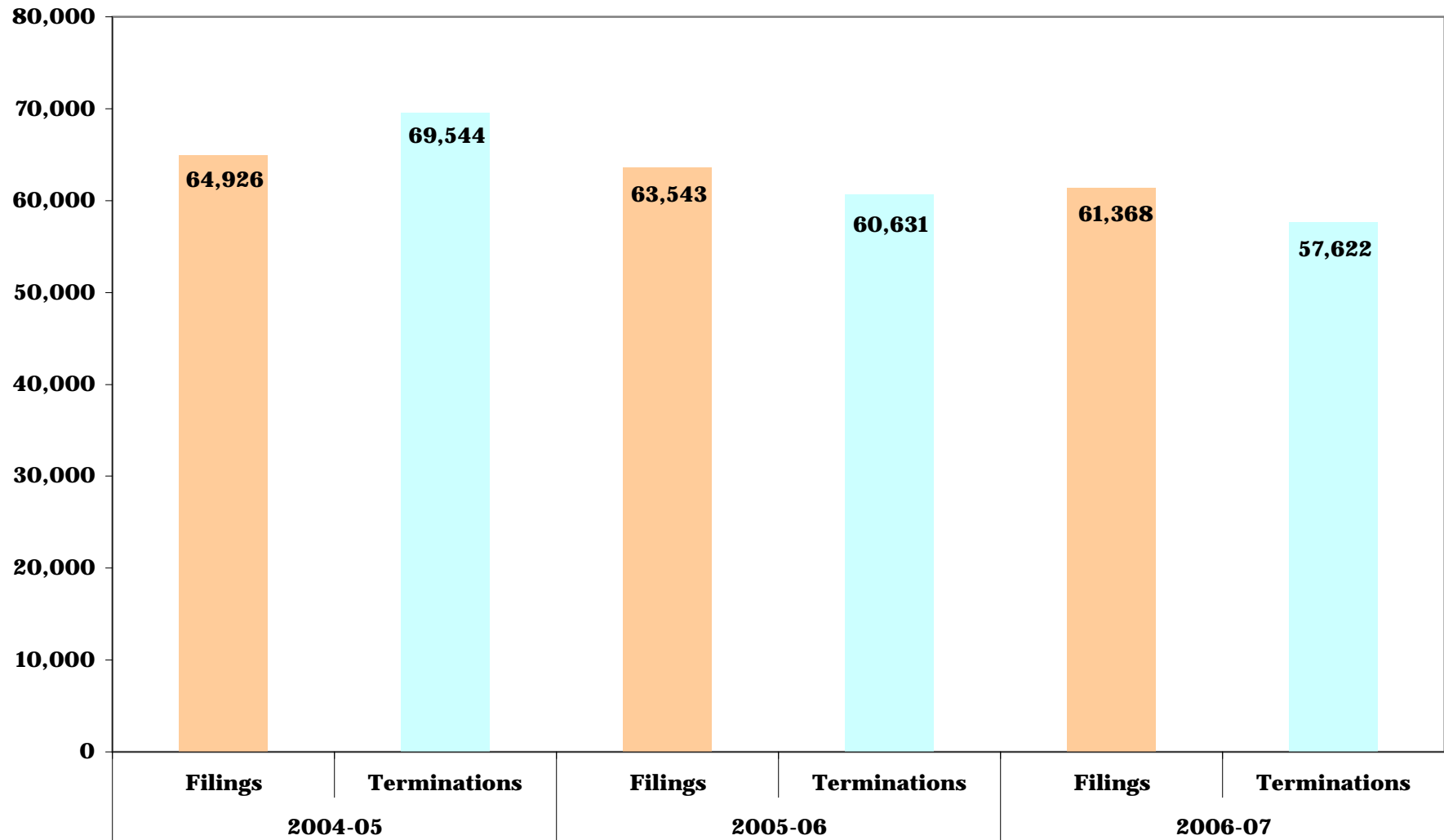


**CHART CC-2.8  
CIRCUIT COURT**

**8th CIRCUIT  
Baltimore City**

**ALL CASES: FILINGS AND TERMINATIONS**

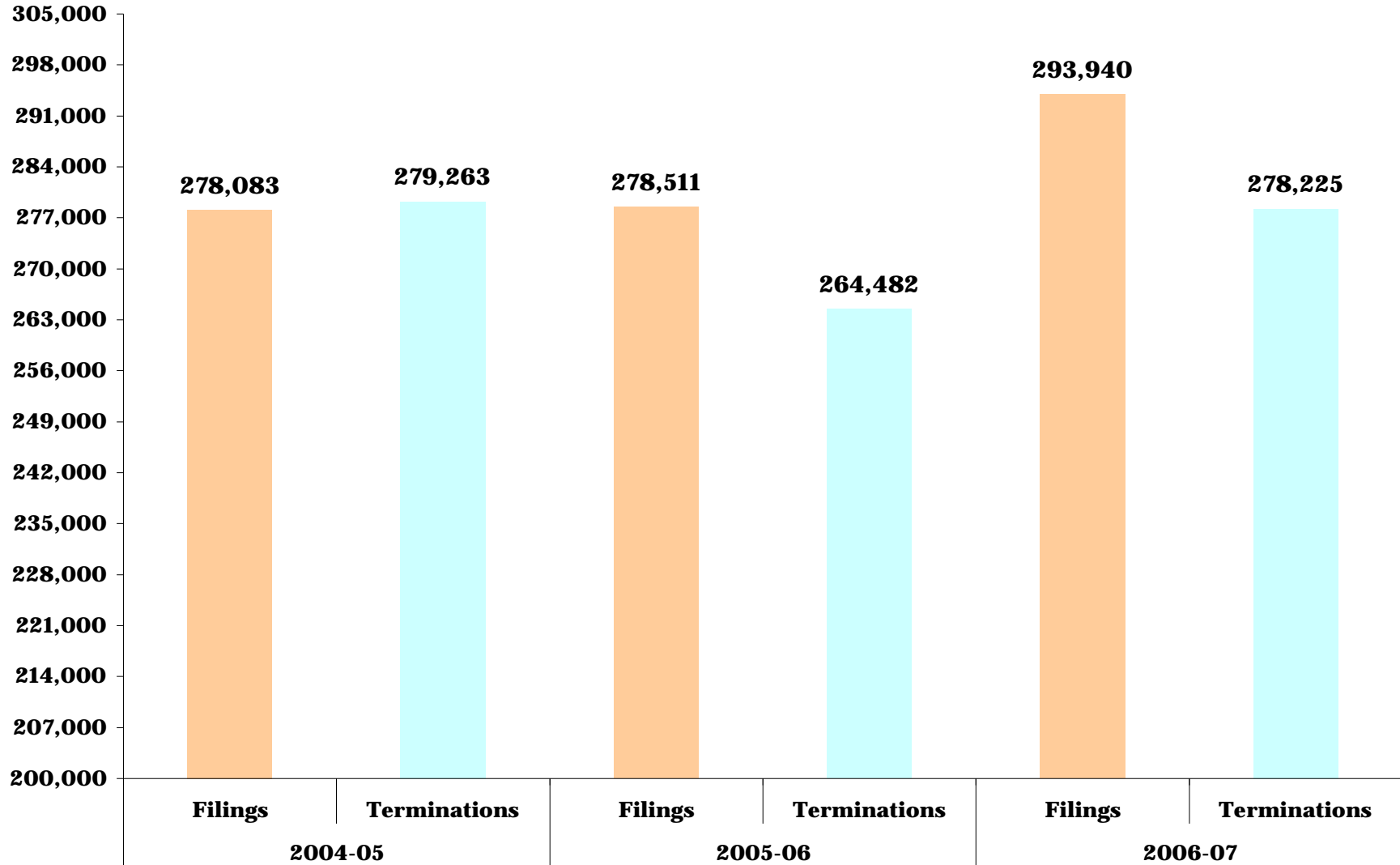
**3 Year Comparative Data: Fiscal Years 2005 - 2007**



**CHART CC-2.9  
CIRCUIT COURT**

**STATE TOTAL  
ALL CASES: FILINGS AND TERMINATIONS**

**3 Year Comparative Data: Fiscal Years 2005 - 2007**



**TABLE CC-3.1  
CIRCUIT COURT**

**CIVIL-GENERAL:  
COMPARATIVE FILINGS IN THE CIRCUIT COURTS  
Fiscal Years 2006 - 2007**

	<b>2006</b>	<b>2007</b>	<b>Percent Change</b>
<b>First Circuit</b>	<b>2,638</b>	<b>2,869</b>	<b>8.8</b>
Dorchester	420	445	6.0
Somerset	358	384	7.3
Wicomico	833	890	6.8
Worcester	1,027	1,150	12.0

	<b>2006</b>	<b>2007</b>	<b>Percent Change</b>
<b>Second Circuit</b>	<b>2,595</b>	<b>2,774</b>	<b>6.9</b>
Caroline	283	320	13.1
Cecil	1,277	1,242	-2.7
Kent	201	224	11.4
Queen Anne's	487	606	24.4
Talbot	347	382	10.1

	<b>2006</b>	<b>2007</b>	<b>Percent Change</b>
<b>Third Circuit</b>	<b>10,182</b>	<b>11,758</b>	<b>15.5</b>
Baltimore	8,534	9,756	14.3
Harford	1,648	2,002	21.5

	<b>2006</b>	<b>2007</b>	<b>Percent Change</b>
<b>Fourth Circuit</b>	<b>2,262</b>	<b>2,386</b>	<b>5.5</b>
Allegany	983	1,018	3.6
Garrett	279	246	-11.8
Washington	1,000	1,122	12.2

**CIVIL-GENERAL COMPARATIVE FILINGS, page 2**

	<b>2006</b>	<b>2007</b>	<b>Percent Change</b>
<b>Fifth Circuit</b>	<b>8,943</b>	<b>9,253</b>	<b>3.5</b>
Anne Arundel	5,696	5,557	-2.4
Carroll	1,318	1,495	13.4
Howard	1,929	2,201	14.1

	<b>2006</b>	<b>2007</b>	<b>Percent Change</b>
<b>Sixth Circuit</b>	<b>13,702</b>	<b>13,566</b>	<b>-1.0</b>
Frederick	1,418	1,760	24.1
Montgomery	12,284	11,806	-3.9

	<b>2006</b>	<b>2007</b>	<b>Percent Change</b>
<b>Seventh Circuit</b>	<b>11,791</b>	<b>13,341</b>	<b>13.1</b>
Calvert	794	998	25.7
Charles	1,216	1,557	28.0
Prince George's	9,125	10,062	10.3
St. Mary's	656	724	10.4

	<b>2006</b>	<b>2007</b>	<b>Percent Change</b>
<b>Eighth Circuit</b>	<b>17,471</b>	<b>18,091</b>	<b>3.5</b>
Baltimore City	17,471	18,091	3.5

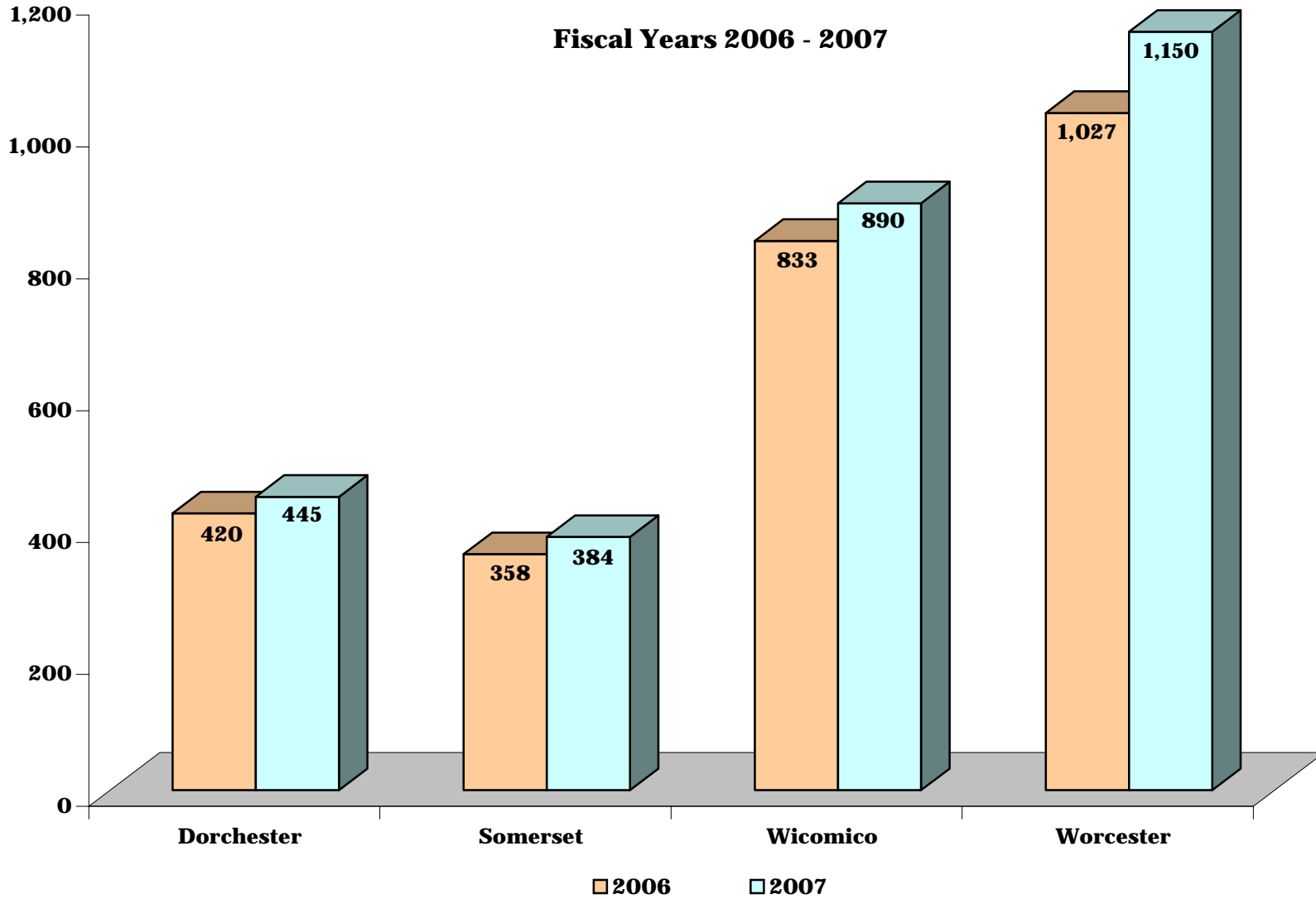
	<b>2006</b>	<b>2007</b>	<b>Percent Change</b>
<b>STATE TOTALS</b>	<b>69,584</b>	<b>74,038</b>	<b>6.4</b>



**CHART CC-3.1.1  
CIRCUIT COURT**

**1st CIRCUIT  
CIVIL-GENERAL FILINGS**

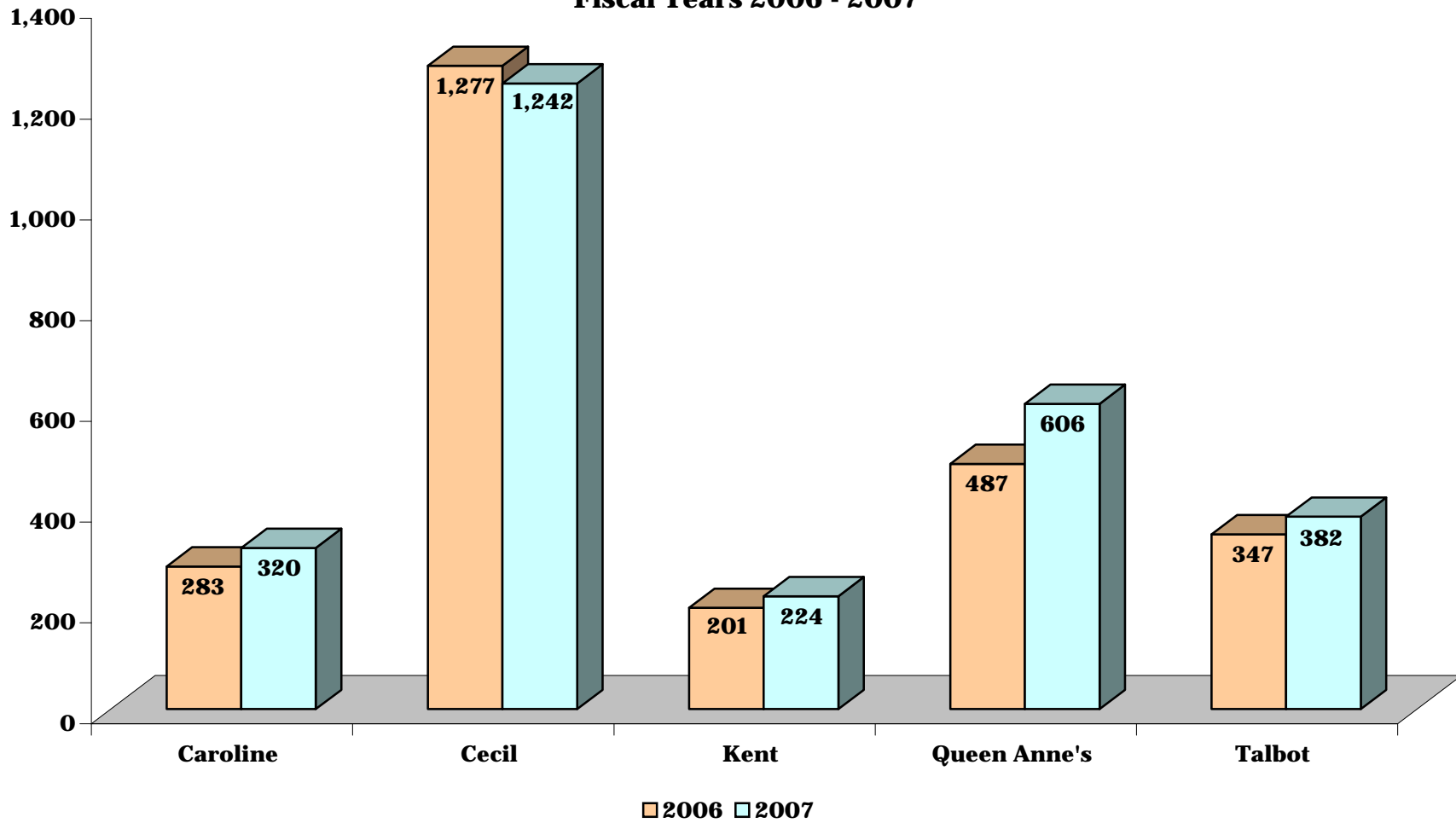
**Fiscal Years 2006 - 2007**



**CHART CC-3.1.2  
CIRCUIT COURT**

**2nd CIRCUIT  
CIVIL-GENERAL FILINGS**

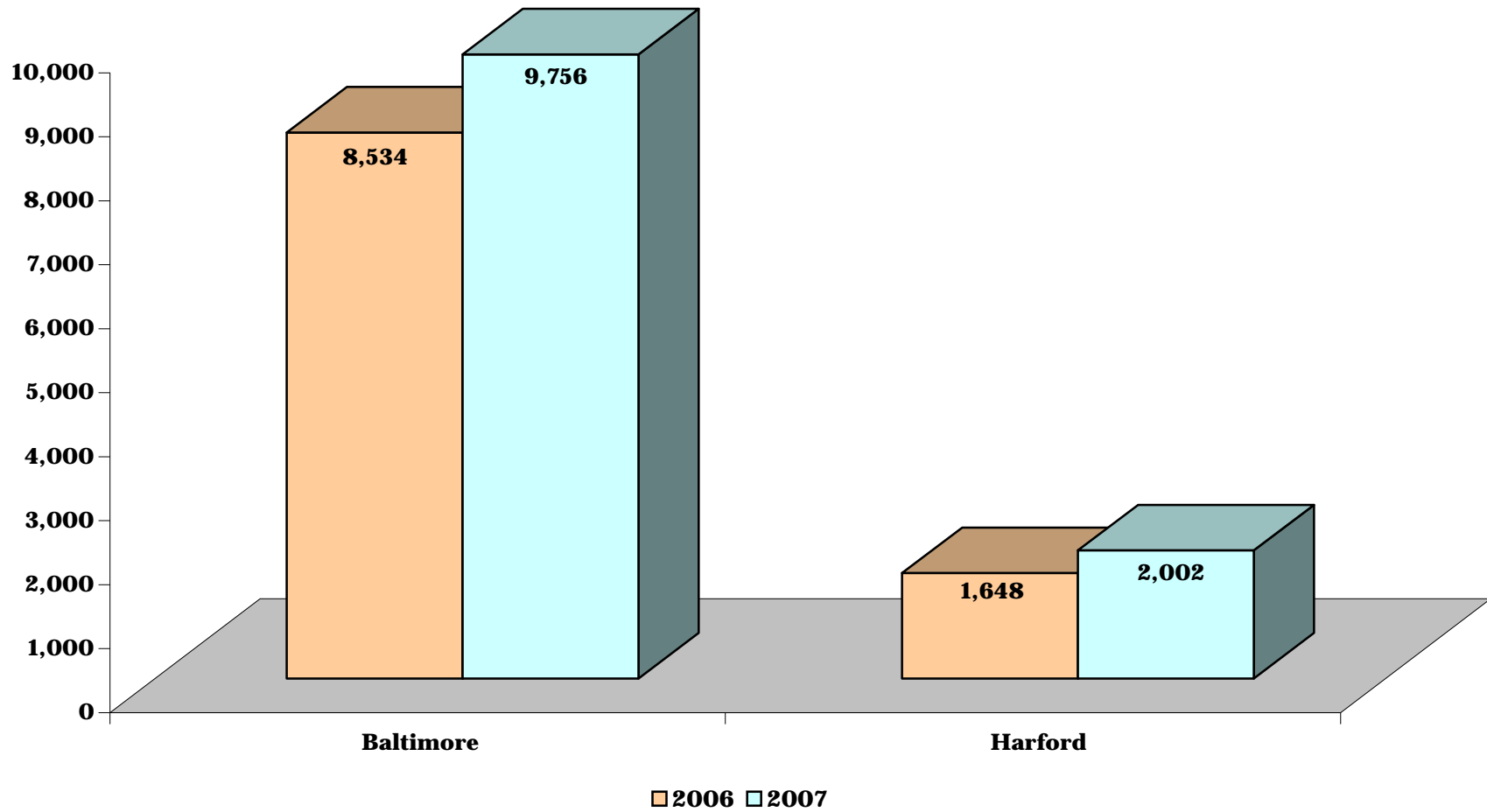
**Fiscal Years 2006 - 2007**



**CHART CC-3.1.3  
CIRCUIT COURT**

**3rd CIRCUIT  
CIVIL-GENERAL FILINGS**

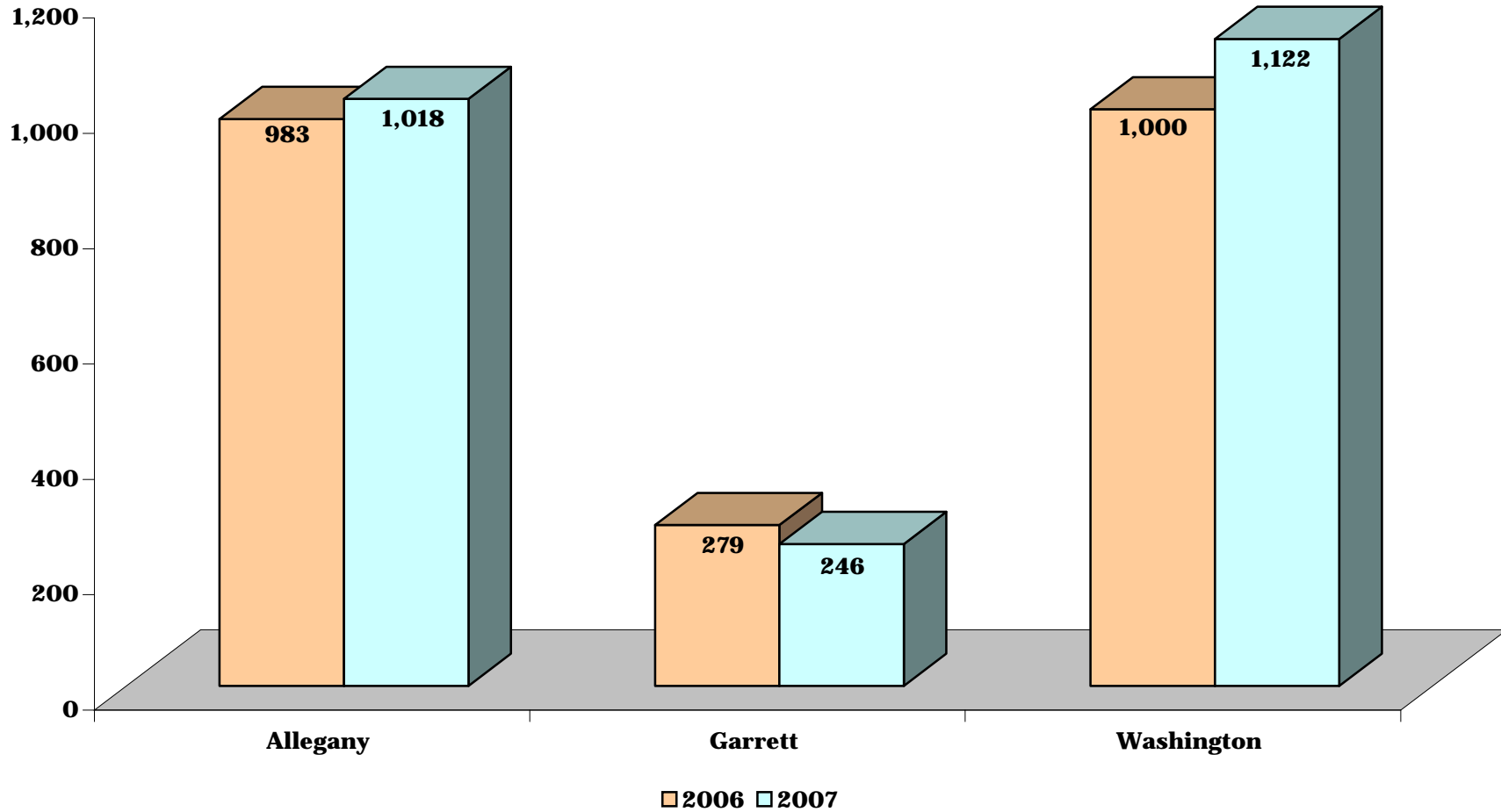
**Fiscal Years 2006 - 2007**



**CHART CC-3.1.4  
CIRCUIT COURT**

**4th CIRCUIT  
CIVIL-GENERAL FILINGS**

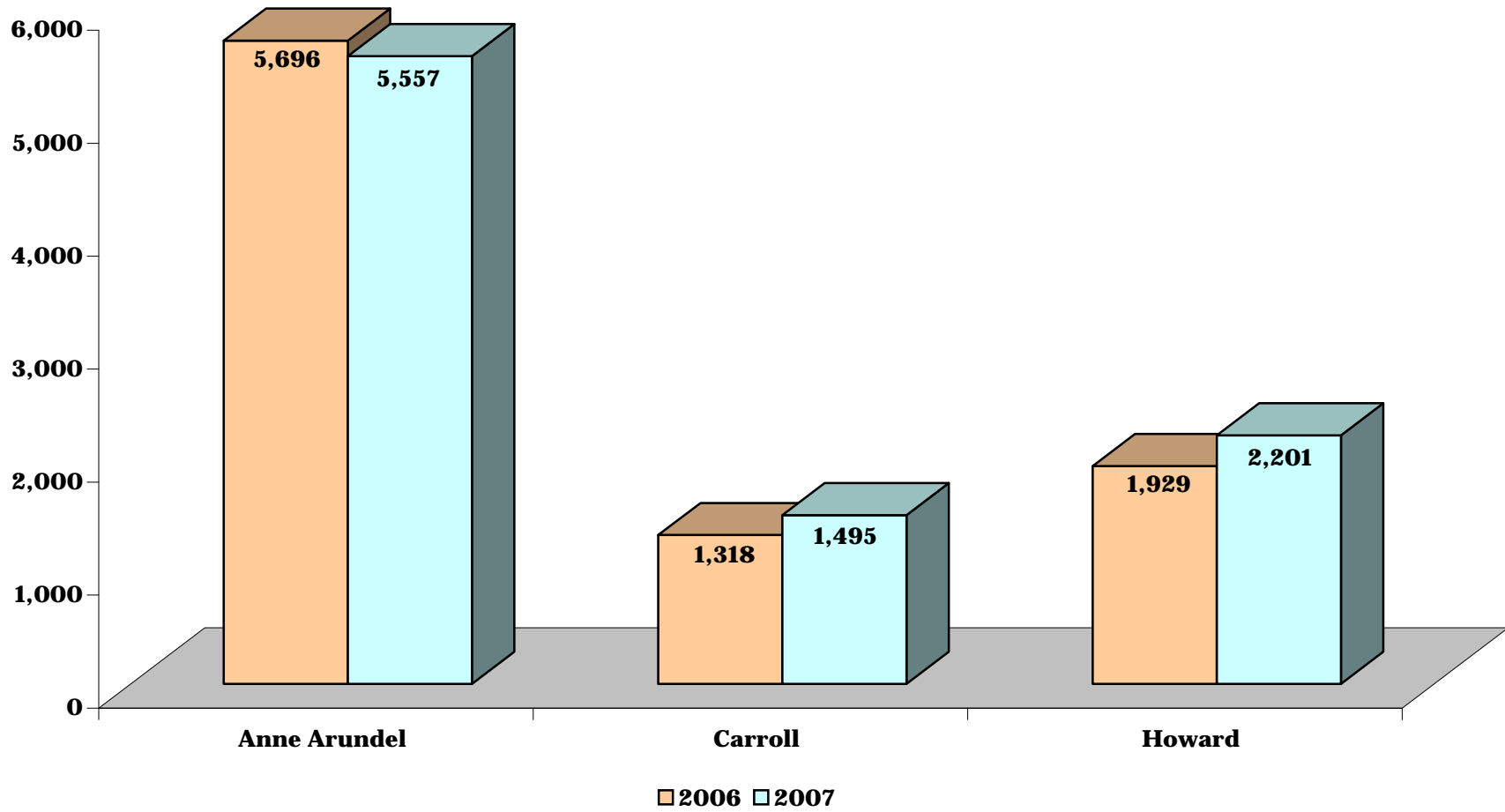
**Fiscal Years 2006 - 2007**



**CHART CC-3.1.5  
CIRCUIT COURT**

**5th CIRCUIT  
CIVIL-GENERAL FILINGS**

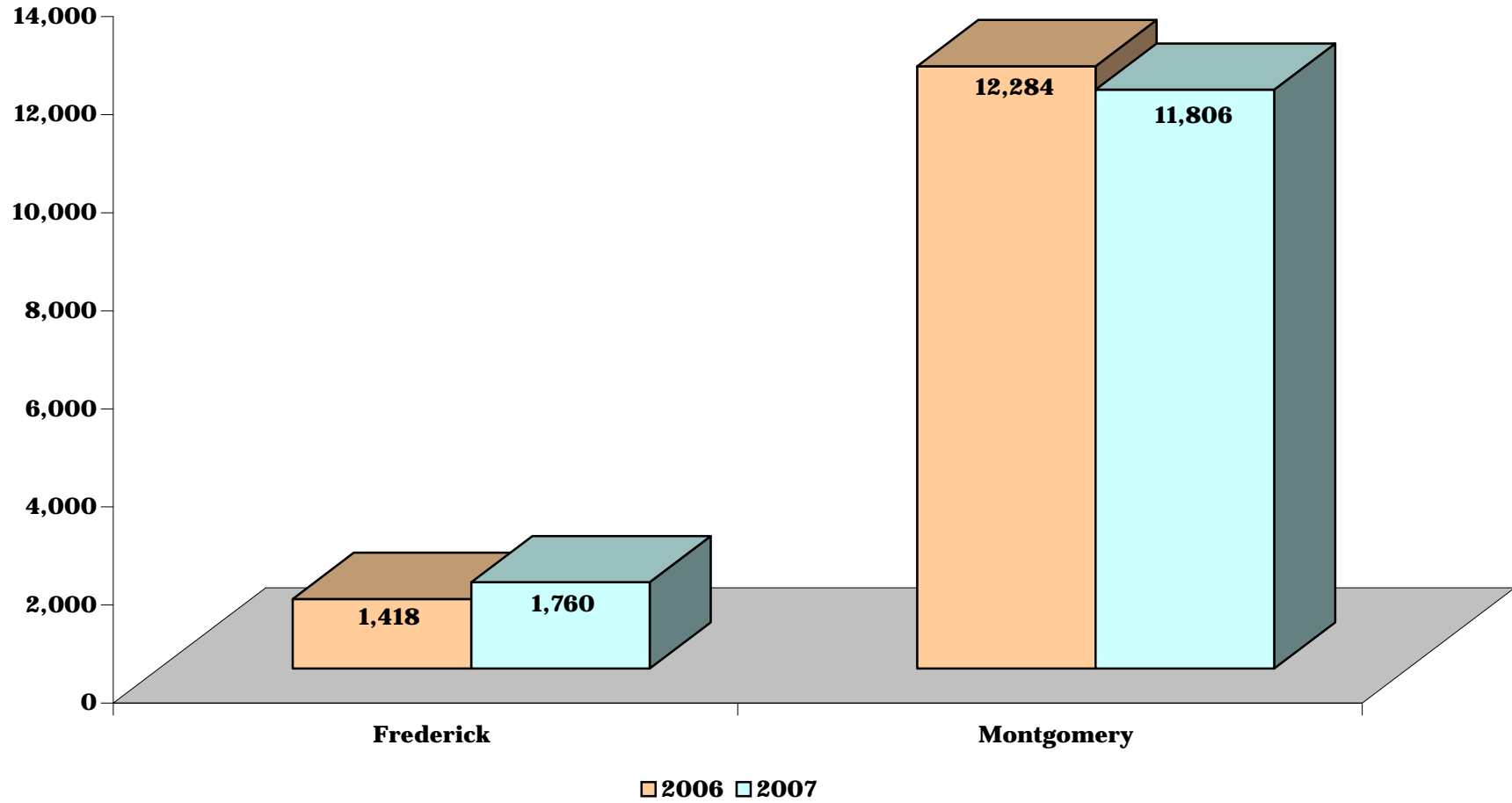
**Fiscal Years 2006 - 2007**



**CHART 3.1.6  
CIRCUIT COURT**

**6th CIRCUIT  
CIVIL-GENERAL FILINGS**

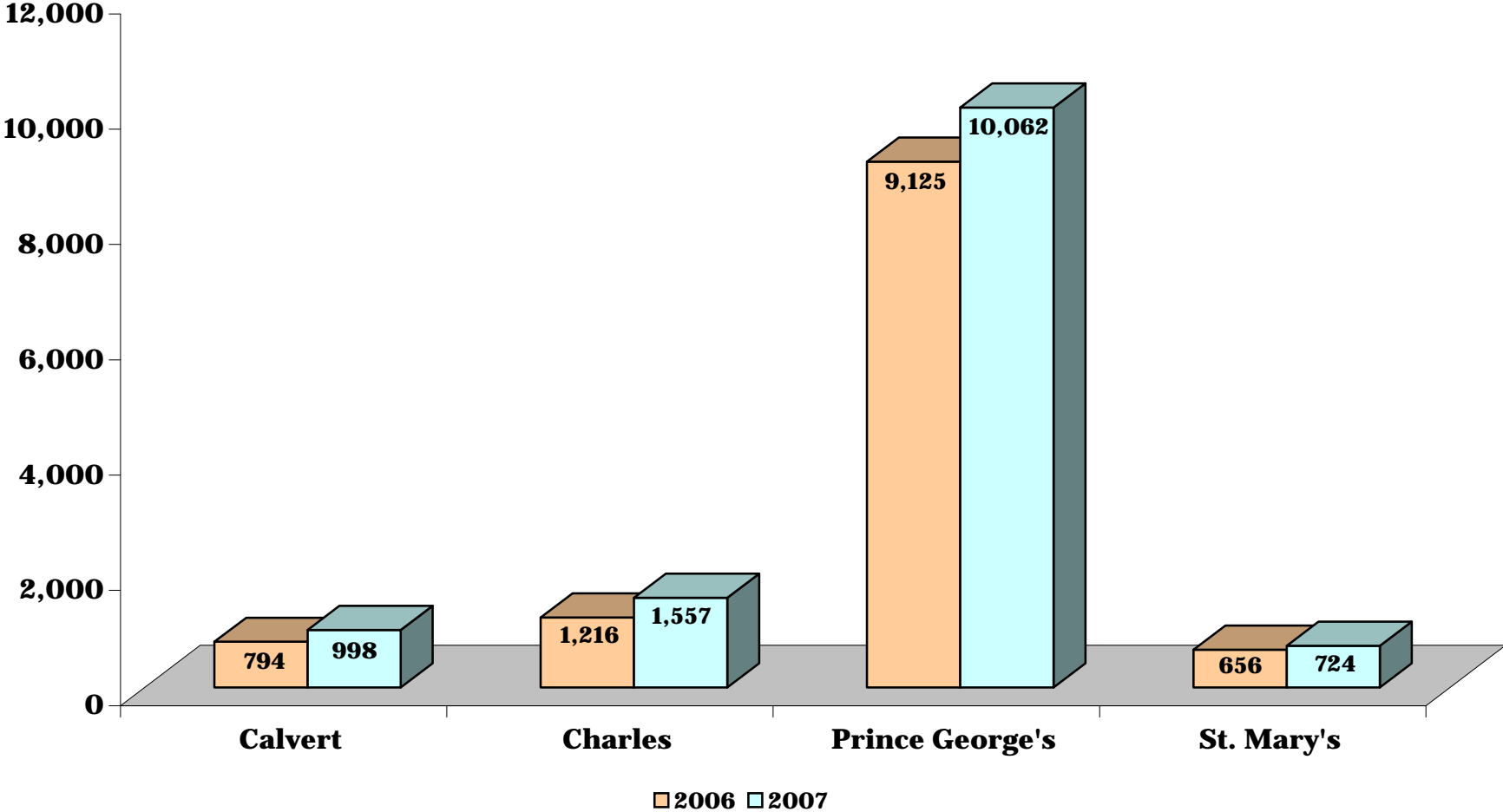
**Fiscal Years 2006 - 2007**



**CHART CC-3.1.7  
CIRCUIT COURT**

**7th CIRCUIT  
CIVIL-GENERAL FILINGS**


**Fiscal Years 2006 - 2007**



**CHART CC-3.1.8  
CIRCUIT COURT**

**8th CIRCUIT  
CIVIL-GENERAL FILINGS**

**Fiscal Years 2006 - 2007**

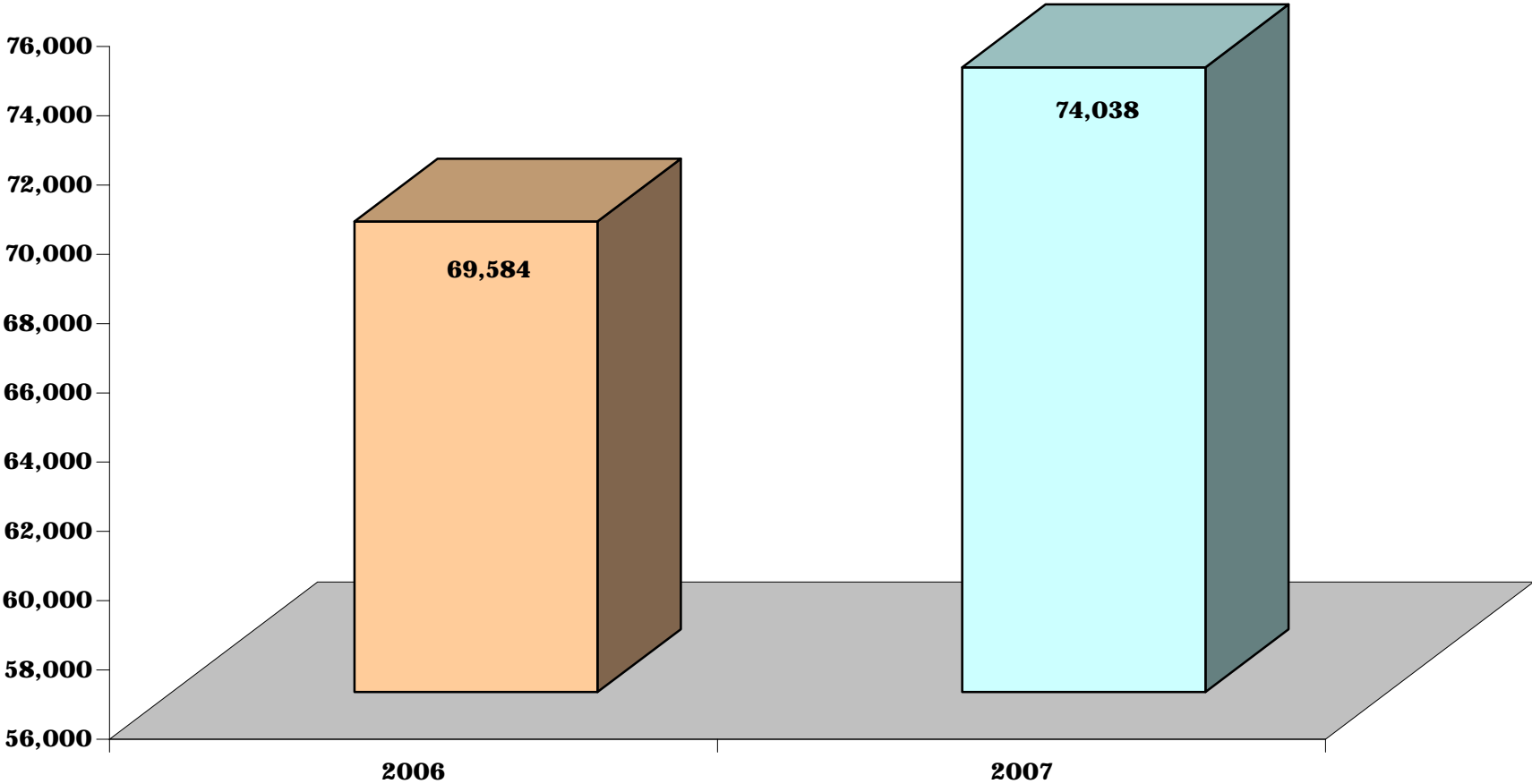




**CHART CC-3.1.9  
CIRCUIT COURT**

**STATE TOTALS  
CIVIL-GENERAL FILINGS**

**Fiscal Years 2006 - 2007**



**TABLE CC-3.2  
CIRCUIT COURT**

**CIVIL-FAMILY:  
COMPARATIVE FILINGS IN THE CIRCUIT COURTS  
Fiscal Years 2006 - 2007**

	<b>2006</b>	<b>2007</b>	<b>Percent Change</b>
<b>First Circuit</b>	<b>5,890</b>	<b>6,072</b>	<b>3.1</b>
Dorchester	992	954	-3.8
Somerset	1,181	1,272	7.7
Wicomico	2,069	2,221	7.3
Worcester	1,648	1,625	-1.4

	<b>2006</b>	<b>2007</b>	<b>Percent Change</b>
<b>Second Circuit</b>	<b>5,602</b>	<b>5,540</b>	<b>-1.1</b>
Caroline	1,056	1,185	12.2
Cecil	2,583	2,473	-4.3
Kent	520	553	6.3
Queen Anne's	694	630	-9.2
Talbot	749	699	-6.7

	<b>2006</b>	<b>2007</b>	<b>Percent Change</b>
<b>Third Circuit</b>	<b>13,836</b>	<b>14,483</b>	<b>4.7</b>
Baltimore	9,184	9,874	7.5
Harford	4,652	4,609	-0.9

	<b>2006</b>	<b>2007</b>	<b>Percent Change</b>
<b>Fourth Circuit</b>	<b>7,125</b>	<b>7,544</b>	<b>5.9</b>
Allegany	1,912	2,086	9.1
Garrett	583	654	12.2
Washington	4,630	4,804	3.8

**CIVIL-FAMILY COMPARATIVE FILINGS, page 2**

	<b>2006</b>	<b>2007</b>	<b>Percent Change</b>
<b>Fifth Circuit</b>	<b>11,713</b>	<b>12,036</b>	<b>2.8</b>
Anne Arundel	7,399	7,310	-1.2
Carroll	1,984	2,193	10.5
Howard	2,330	2,533	8.7

	<b>2006</b>	<b>2007</b>	<b>Percent Change</b>
<b>Sixth Circuit</b>	<b>14,763</b>	<b>17,611</b>	<b>19.3</b>
Frederick	3,320	3,472	4.6
Montgomery	11,443	14,139	23.6

	<b>2006</b>	<b>2007</b>	<b>Percent Change</b>
<b>Seventh Circuit</b>	<b>22,307</b>	<b>23,628</b>	<b>5.9</b>
Calvert	2,944	2,898	-1.6
Charles	3,013	3,113	3.3
Prince George's	14,221	15,300	7.6
St. Mary's	2,129	2,317	8.8

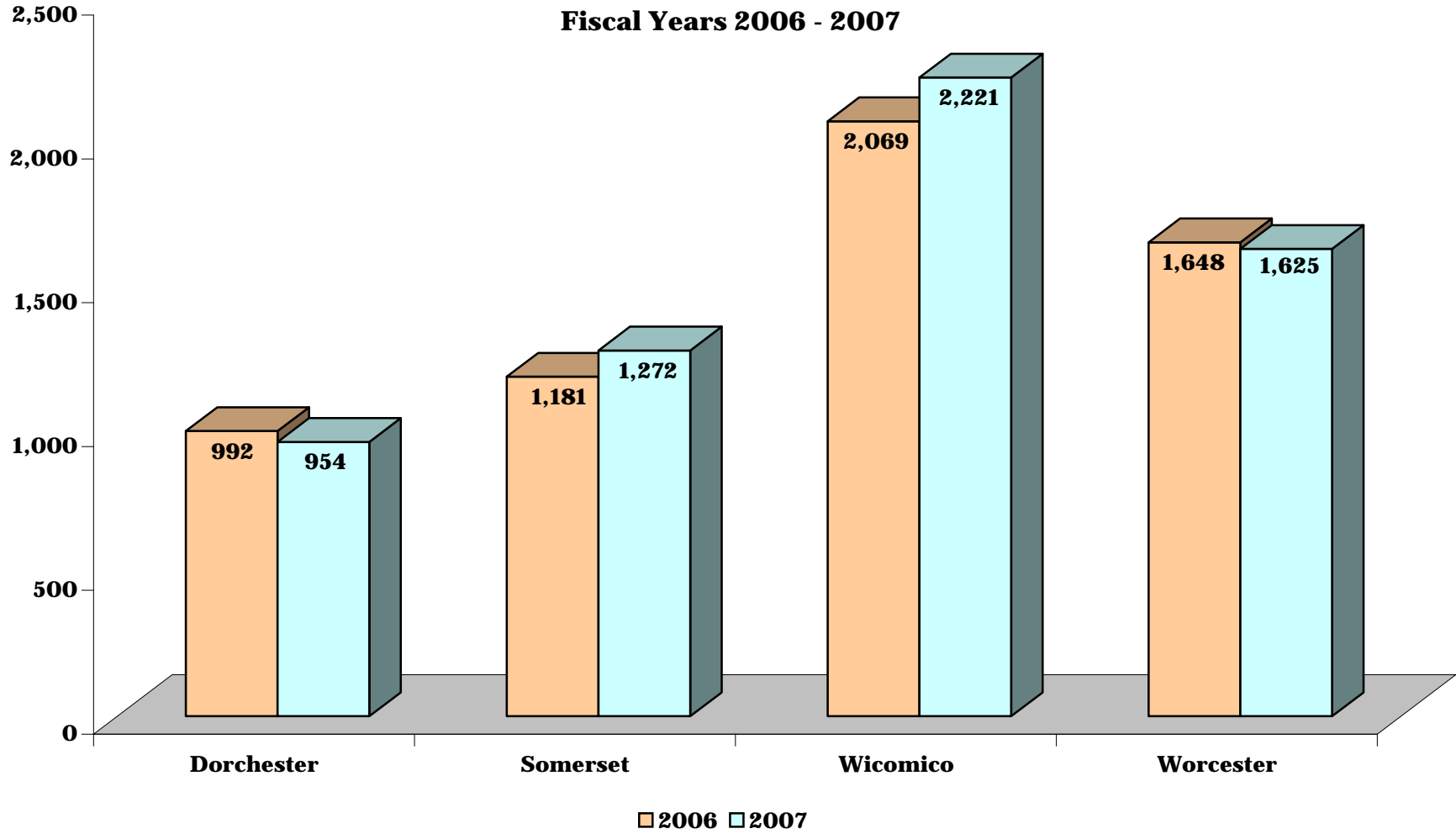
	<b>2006</b>	<b>2007</b>	<b>Percent Change</b>
<b>Eighth Circuit</b>	<b>11,757</b>	<b>11,027</b>	<b>-6.2</b>
Baltimore City	11,757	11,027	-6.2

	<b>2006</b>	<b>2007</b>	<b>Percent Change</b>
<b>STATE TOTALS</b>	<b>92,993</b>	<b>97,941</b>	<b>5.3</b>

**CHART CC-3.2.1  
CIRCUIT COURT**

**1st CIRCUIT  
CIVIL-FAMILY FILINGS**

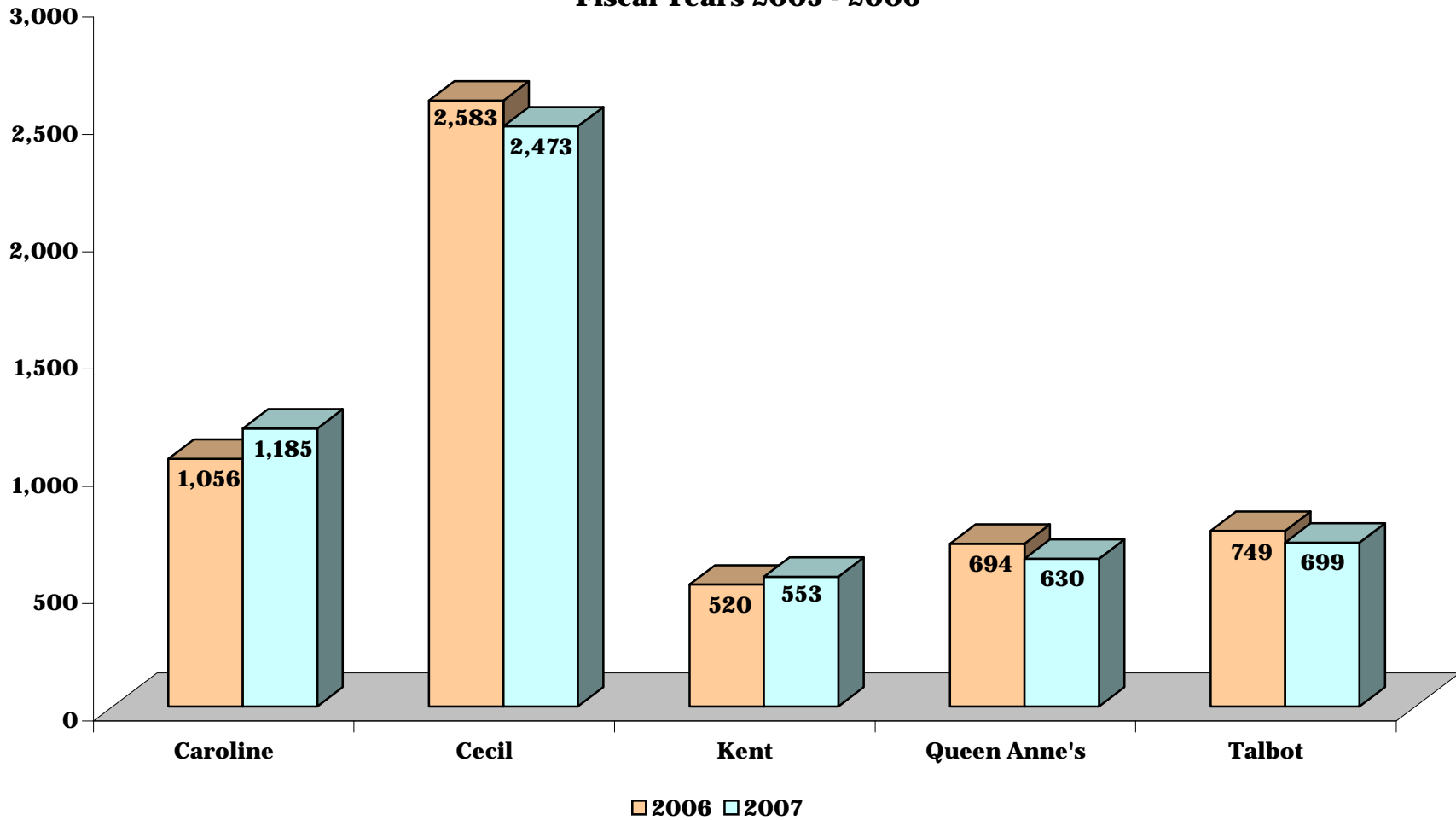
**Fiscal Years 2006 - 2007**



**CHART CC-3.2.2  
CIRCUIT COURT**

**2nd CIRCUIT  
CIVIL-FAMILY FILINGS**

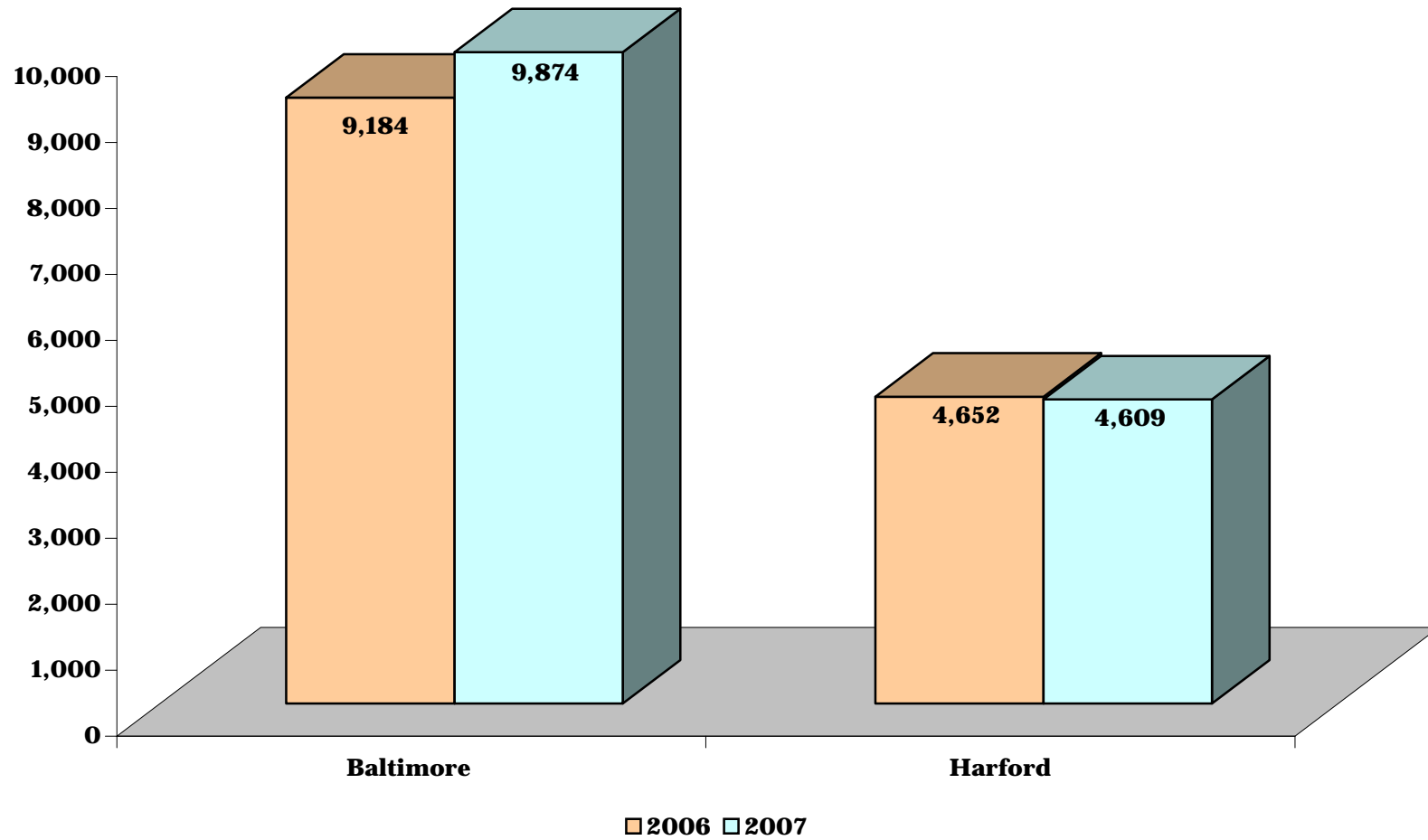
**Fiscal Years 2005 - 2006**



**CHART CC-3.2.3  
CIRCUIT COURT**

**3rd CIRCUIT  
CIVIL-FAMILY FILINGS**

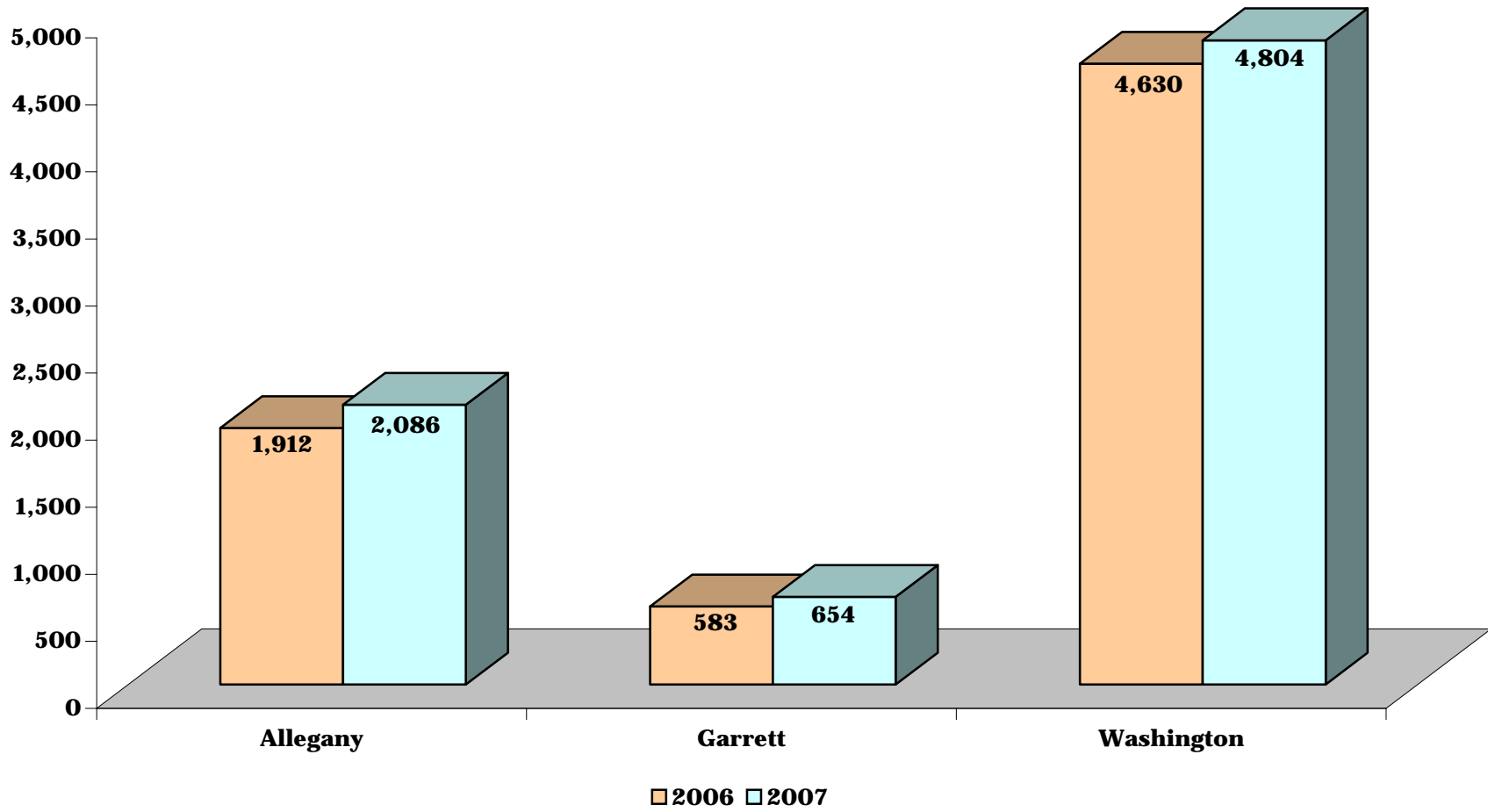
**Fiscal Years 2005 - 2006**



**CHART CC-3.2.4  
CIRCUIT COURT**

**4th CIRCUIT  
CIVIL-FAMILY FILINGS**

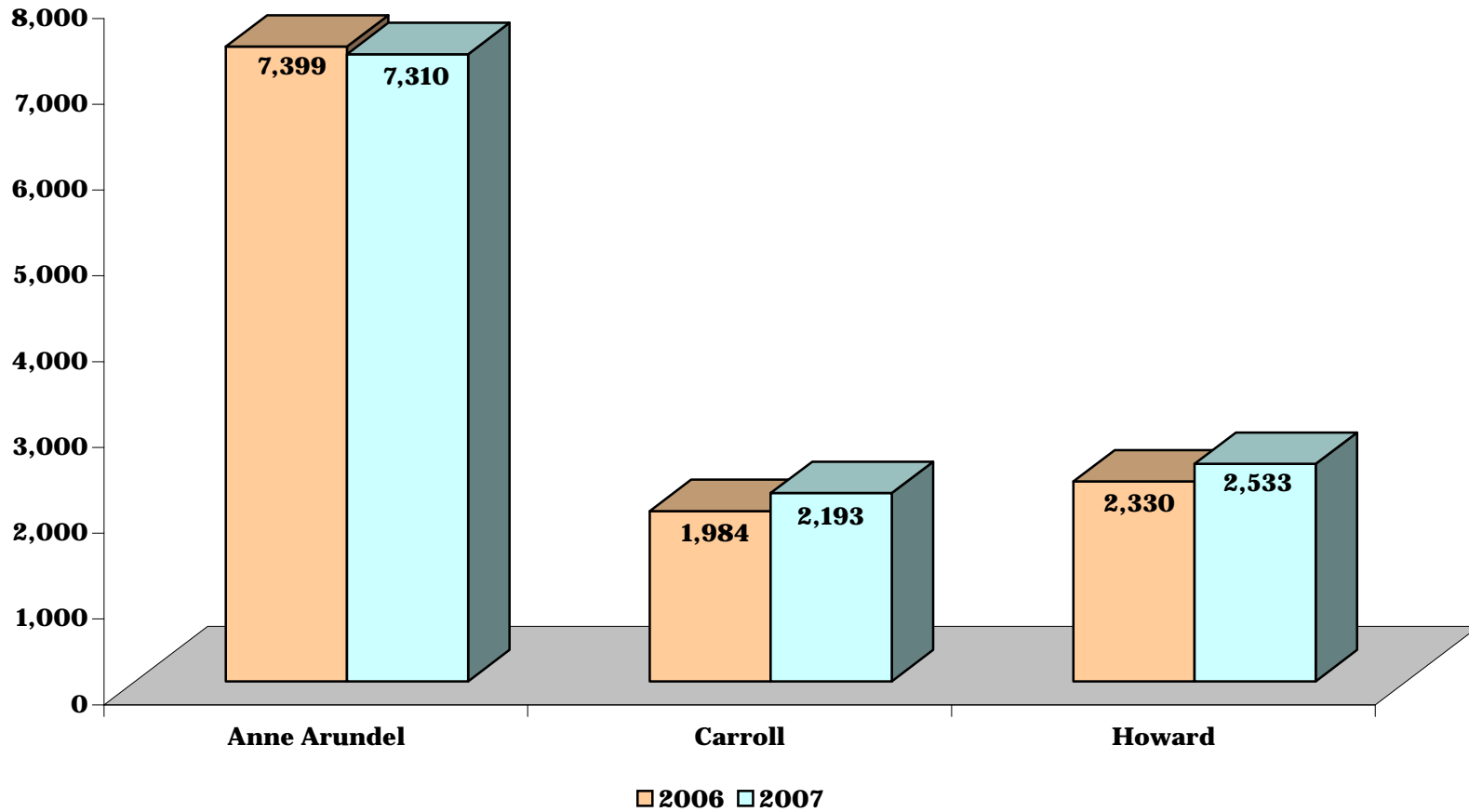
**Fiscal Years 2006 - 2007**



**CHART CC-3.2.5  
CIRCUIT COURT**

**5th CIRCUIT  
CIVIL-FAMILY FILINGS**

**Fiscal Years 2006 - 2007**

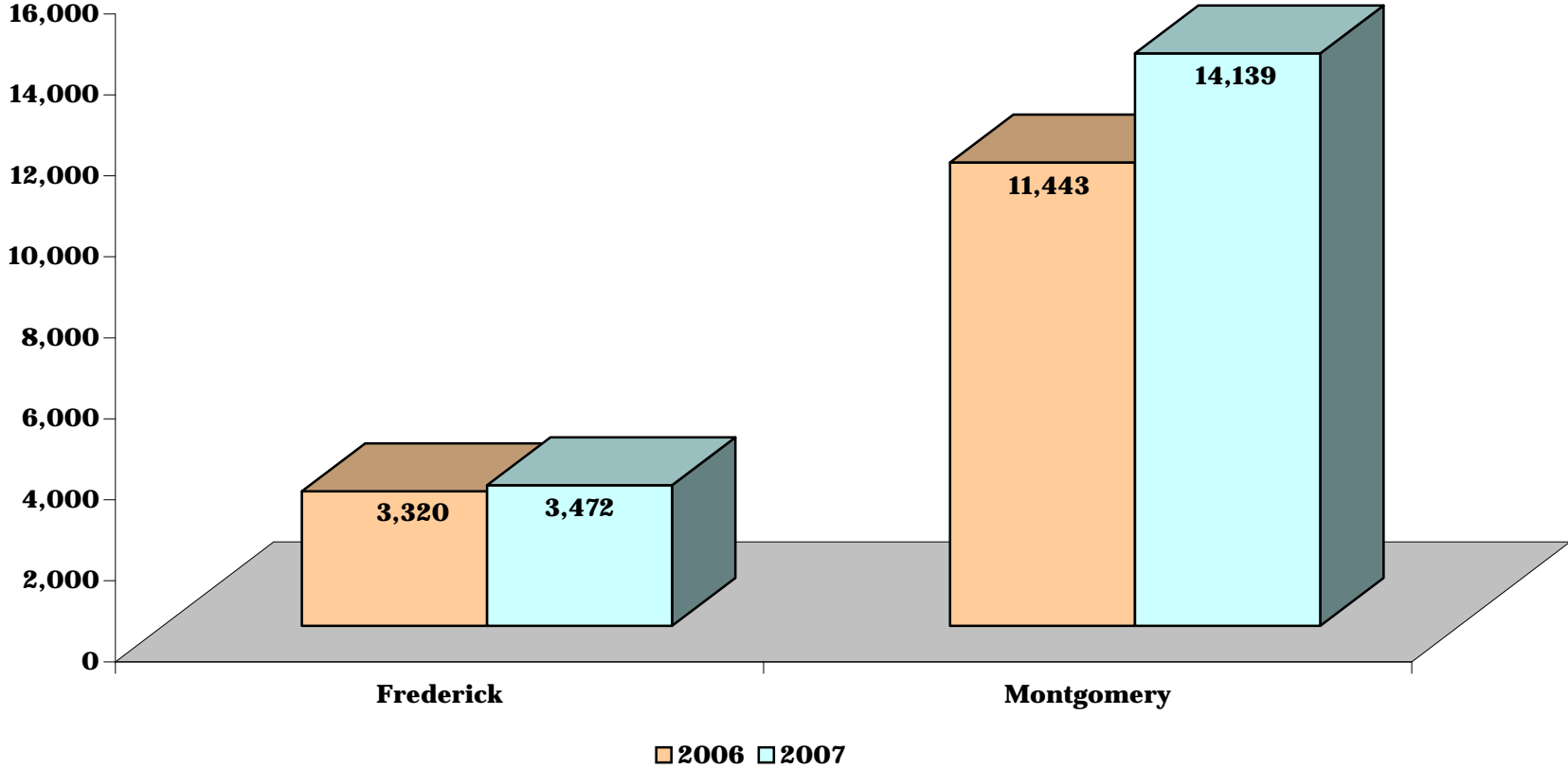




**CHART CC-3.2.6  
CIRCUIT COURT**

**6th CIRCUIT  
CIVIL-FAMILY FILINGS**

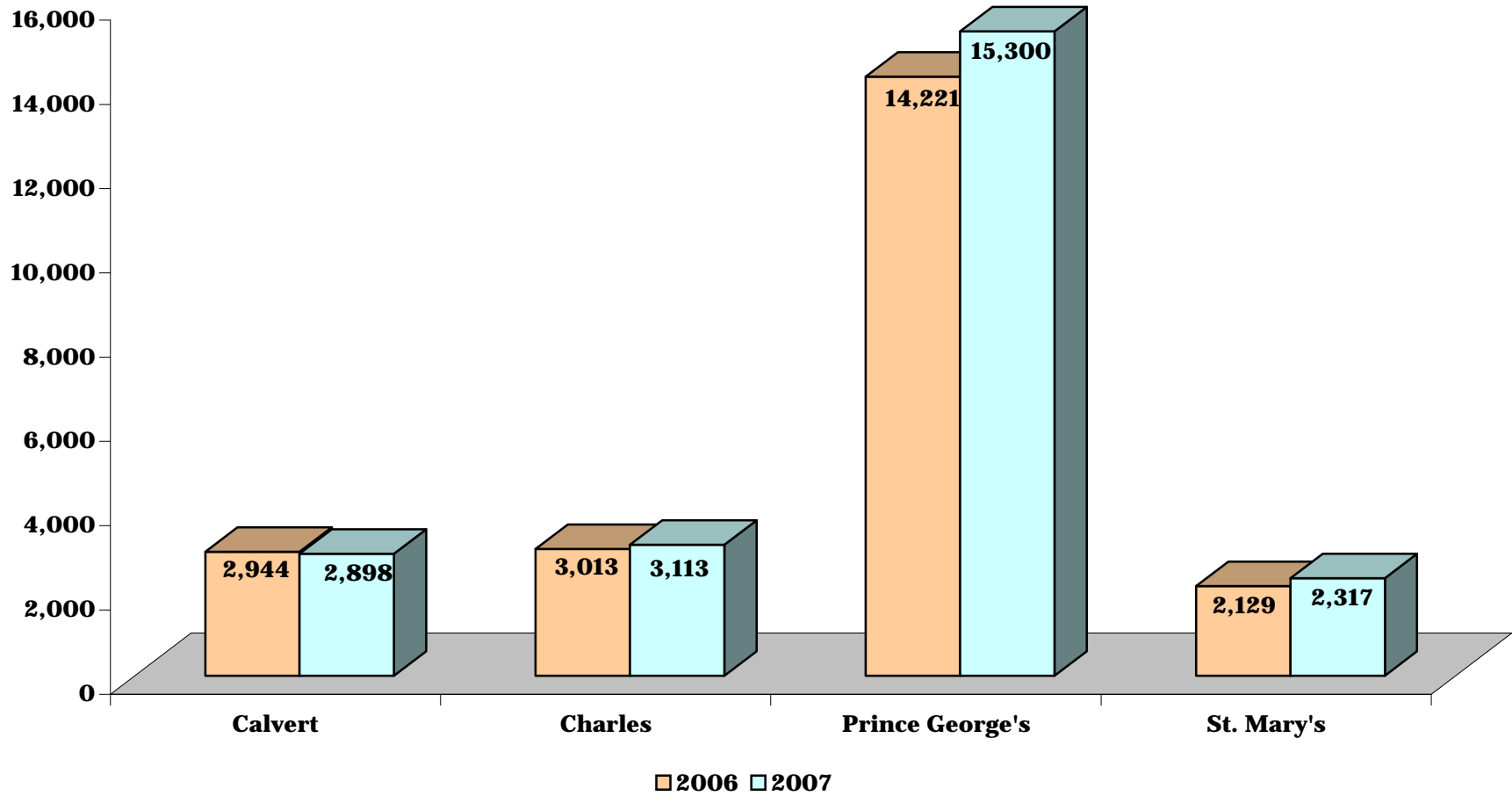
**Fiscal Years 2006 - 2007**



**CHART CC-3.2.7  
CIRCUIT COURT**

**7th CIRCUIT  
CIVIL-FAMILY FILINGS**

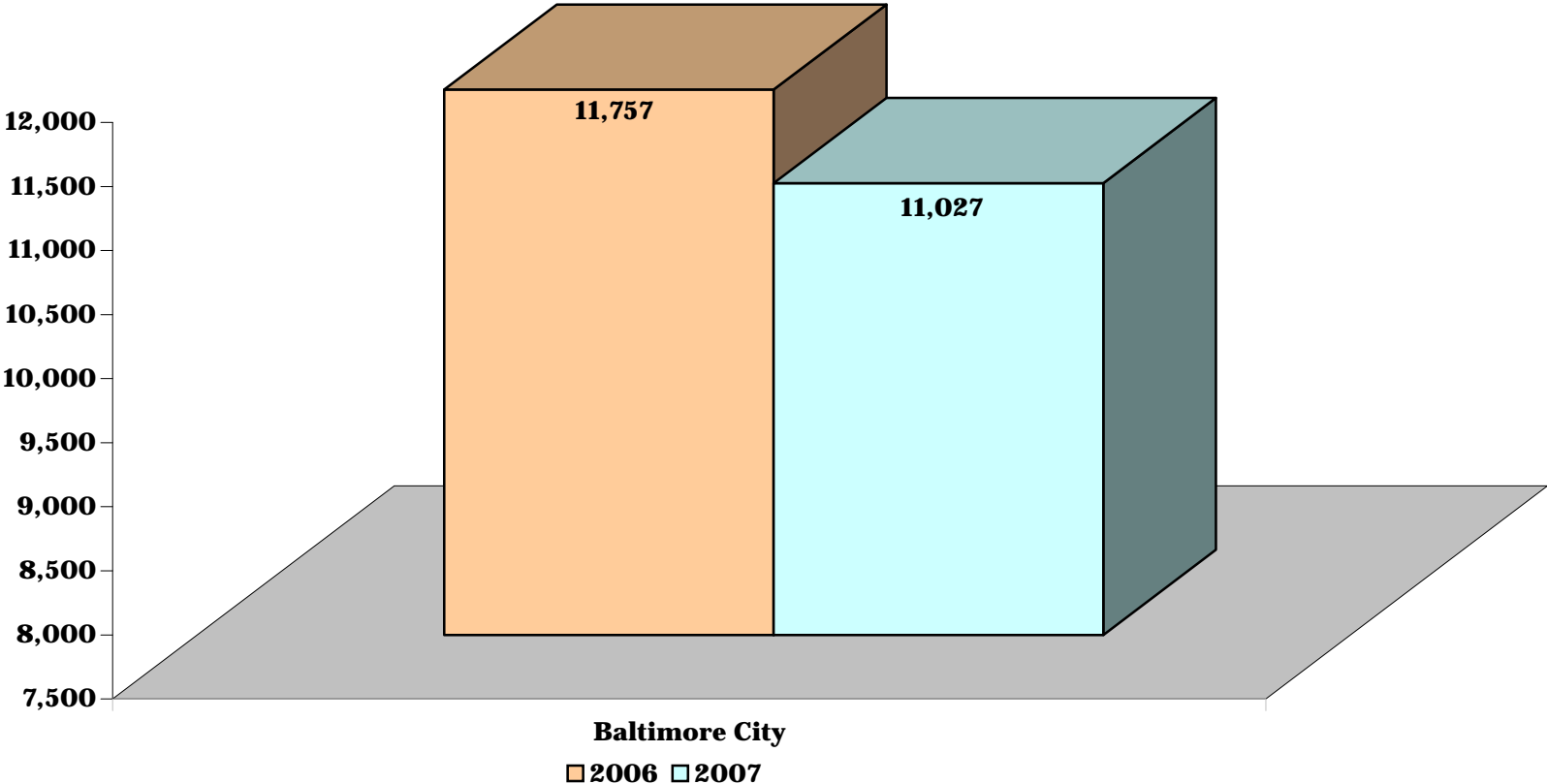
**Fiscal Years 2006 - 2007**



**CHART CC-3.2.8  
CIRCUIT COURT**

**8th CIRCUIT  
CIVIL-FAMILY FILINGS**

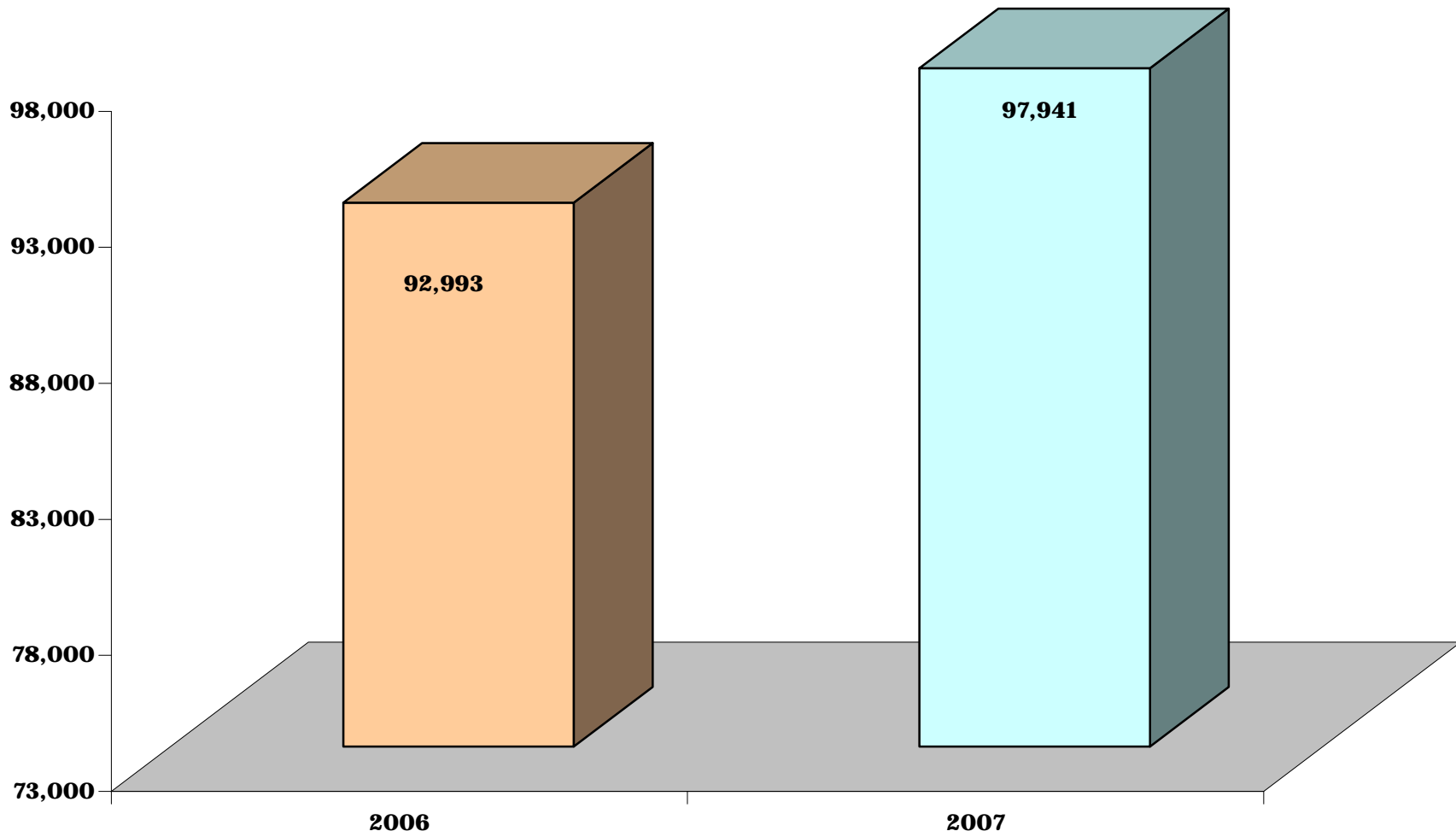
**Fiscal Years 2006 - 2007**



**CHART CC-3.2.9  
CIRCUIT COURT**

**STATE TOTALS  
CIVIL-FAMILY FILINGS**

**Fiscal Years 2006 - 2007**



**TABLE CC-3.3  
CIRCUIT COURT**

**JUVENILE:  
COMPARATIVE FILINGS IN THE CIRCUIT COURTS  
Fiscal Years 2006 - 2007**

	<b>2006</b>	<b>2007</b>	<b>Percent Change</b>
<b>First Circuit</b>	<b>1,375</b>	<b>1,957</b>	<b>42.3</b>
Dorchester	216	313	44.9
Somerset	134	199	48.5
Wicomico	734	1,000	36.2
Worcester	291	445	52.9

	<b>2006</b>	<b>2007</b>	<b>Percent Change</b>
<b>Second Circuit</b>	<b>1,146</b>	<b>1,387</b>	<b>21.0</b>
Caroline	256	261	2.0
Cecil	417	466	11.8
Kent	97	150	54.6
Queen Anne's	217	336	54.8
Talbot	159	174	9.4

	<b>2006</b>	<b>2007</b>	<b>Percent Change</b>
<b>Third Circuit</b>	<b>5,814</b>	<b>5,731</b>	<b>-1.4</b>
Baltimore	4,885	4,566	-6.5
Harford	929	1,165	25.4

	<b>2006</b>	<b>2007</b>	<b>Percent Change</b>
<b>Fourth Circuit</b>	<b>1,450</b>	<b>1,866</b>	<b>28.7</b>
Allegany	332	415	25.0
Garrett	91	107	17.6
Washington	1,027	1,344	30.9

**JUVENILE COMPARATIVE FILINGS, page 2**

	<b>2006</b>	<b>2007</b>	<b>Percent Change</b>
<b>Fifth Circuit</b>	<b>3,895</b>	<b>4,936</b>	<b>26.7</b>
Anne Arundel	2,157	2,906	34.7
Carroll	906	981	8.3
Howard	832	1,049	26.1

	<b>2006</b>	<b>2007</b>	<b>Percent Change</b>
<b>Sixth Circuit</b>	<b>5,171</b>	<b>5,229</b>	<b>1.1</b>
Frederick	893	1,299	45.5
Montgomery	4,278	3,930	-8.1

	<b>2006</b>	<b>2007</b>	<b>Percent Change</b>
<b>Seventh Circuit</b>	<b>6,414</b>	<b>10,345</b>	<b>61.3</b>
Calvert	549	669	21.9
Charles	964	1,649	71.1
Prince George's	4,487	7,463	66.3
St. Mary's	414	564	36.2

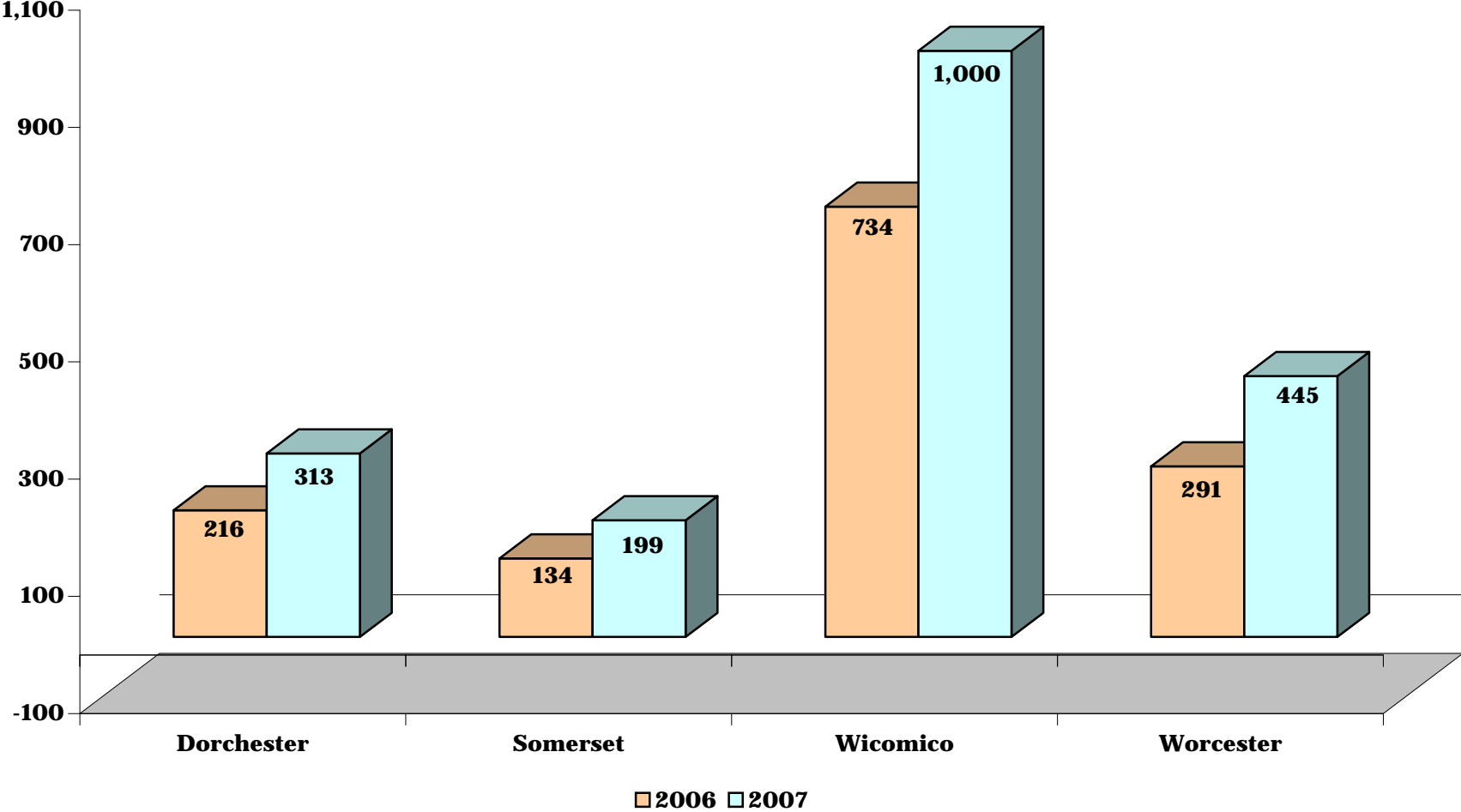
	<b>2006</b>	<b>2007</b>	<b>Percent Change</b>
<b>Eighth Circuit</b>	<b>9,716</b>	<b>10,490</b>	<b>8.0</b>
Baltimore City	9,716	10,490	8.0

	<b>2006</b>	<b>2007</b>	<b>Percent Change</b>
<b>STATE TOTALS</b>	<b>34,981</b>	<b>41,941</b>	<b>19.9</b>

**CHART CC-3.3.1  
CIRCUIT COURT**

**1st CIRCUIT  
JUVENILE FILINGS**

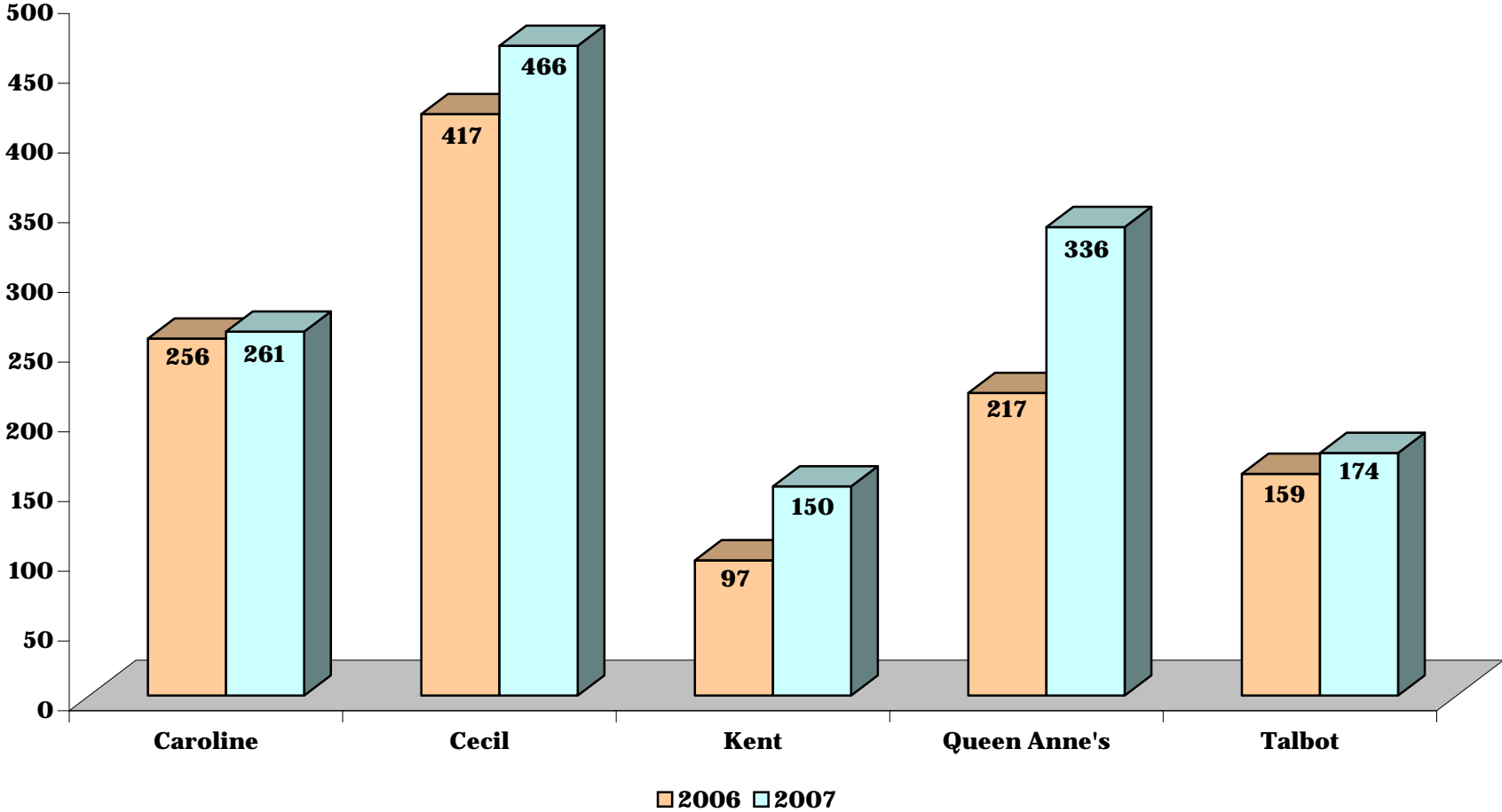
**Fiscal Years 2006 - 2007**



**CHART CC-3.3.2  
CIRCUIT COURT**

**2nd CIRCUIT  
JUVENILE FILINGS**

**Fiscal Years 2006 - 2007**

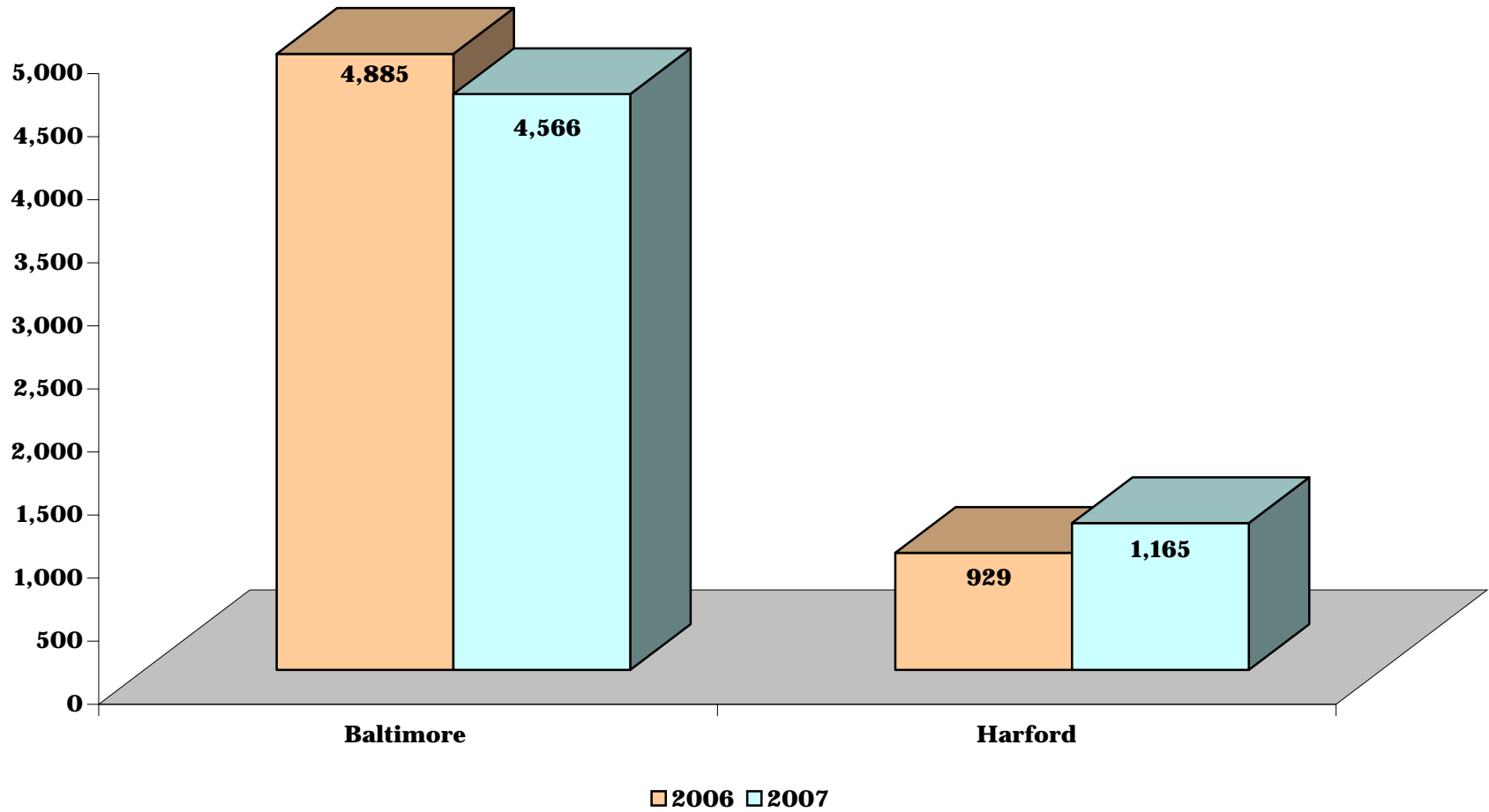




**CHART CC-3.3.3  
CIRCUIT COURT**

**3rd CIRCUIT  
JUVENILE FILINGS**

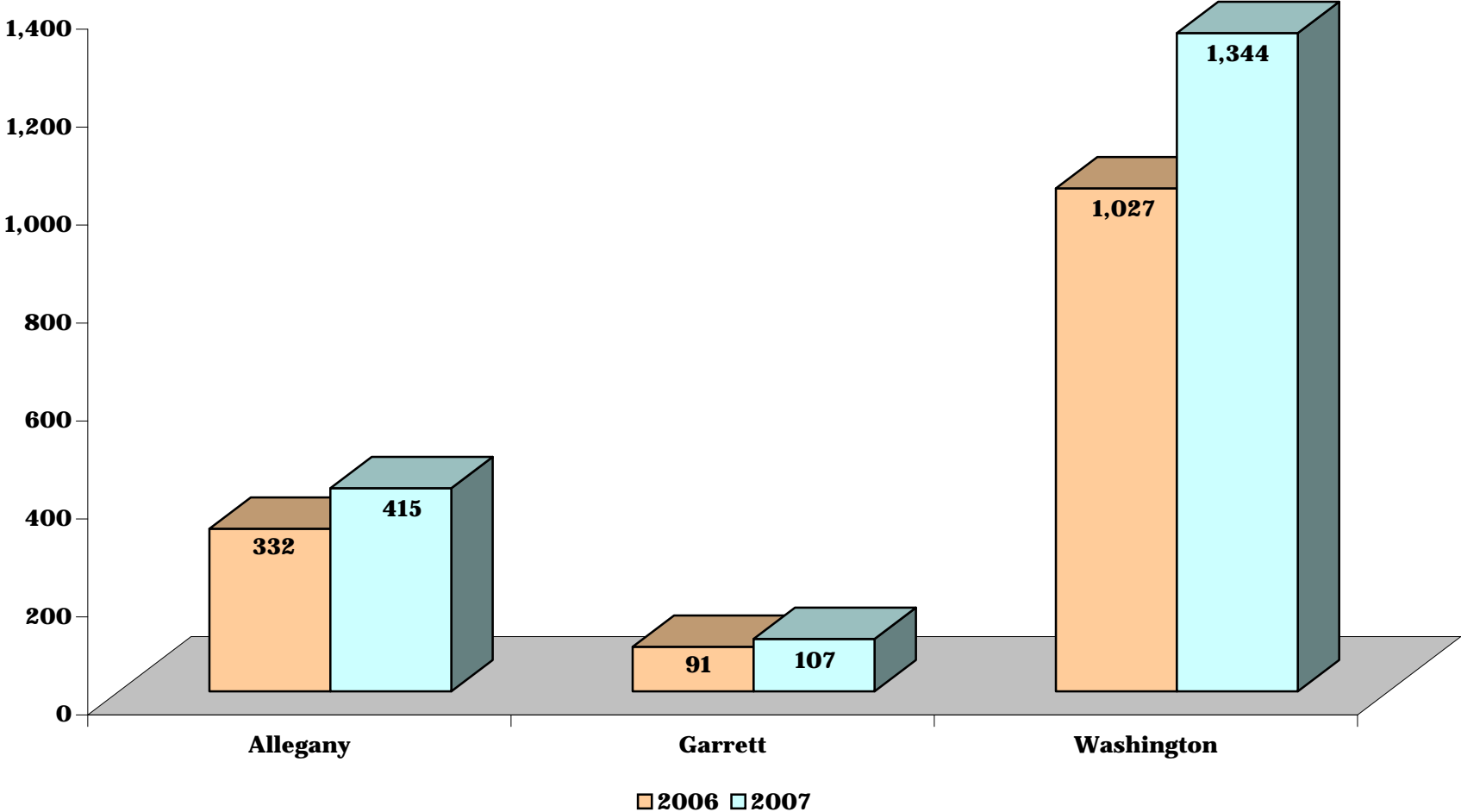
**Fiscal Years 2006 - 2007**



**CHART CC-3.3.4  
CIRCUIT COURT**

**4th CIRCUIT  
JUVENILE FILINGS**

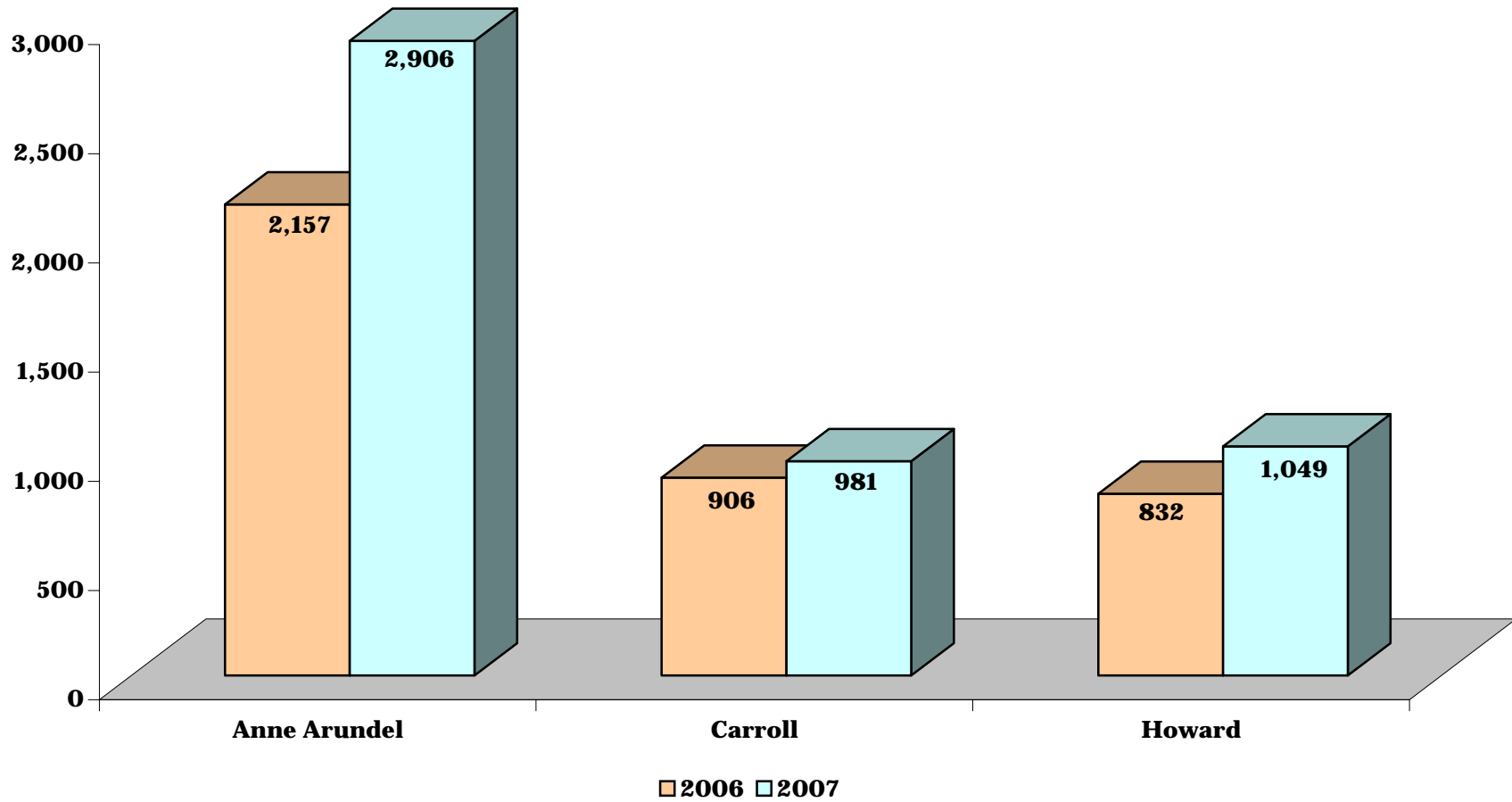
**Fiscal Years 2006 - 2007**



**CHART CC-3.3.5  
CIRCUIT COURT**

**5th CIRCUIT  
JUVENILE FILINGS**

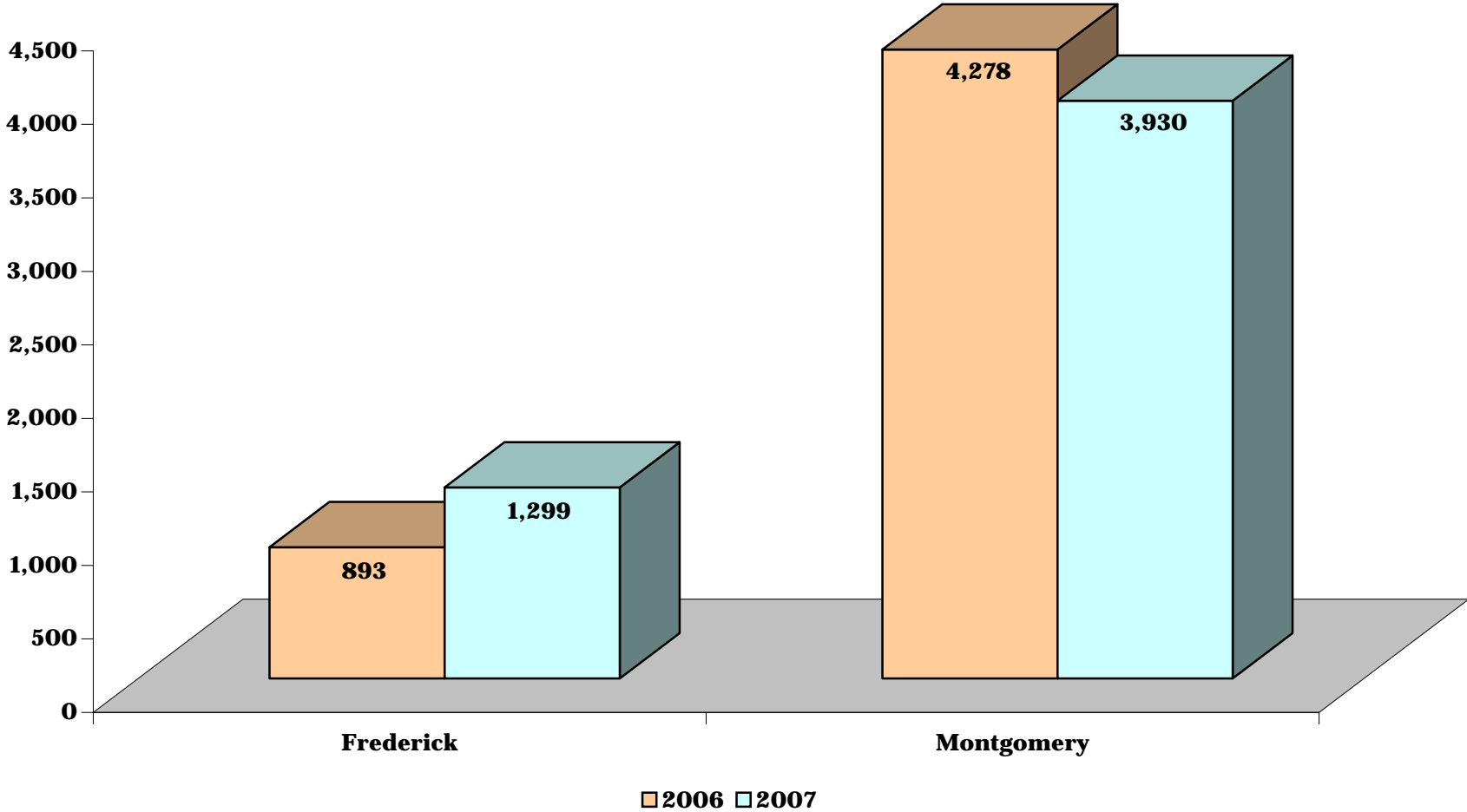
**Fiscal Years 2006 - 2007**



**CHART CC-3.3.6  
CIRCUIT COURT**

**6th CIRCUIT  
JUVENILE FILINGS**

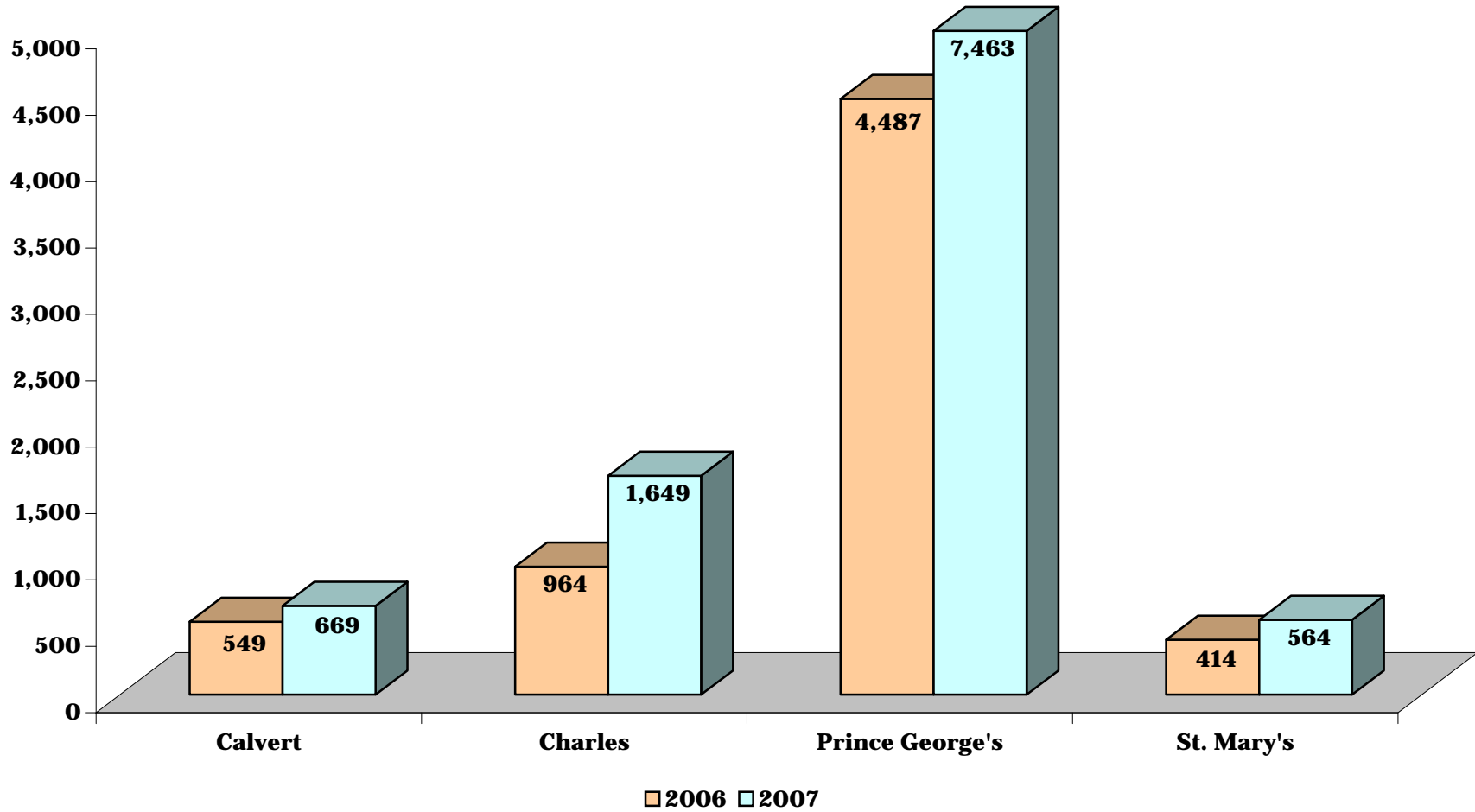
**Fiscal Years 2006 - 2007**



**CHART CC-3.3.7  
CIRCUIT COURT**

**7th CIRCUIT  
JUVENILE FILINGS**


**Fiscal Years 2006 - 2007**



**CHART CC-3.3.8  
CIRCUIT COURT**

**8th CIRCUIT  
JUVENILE FILINGS**

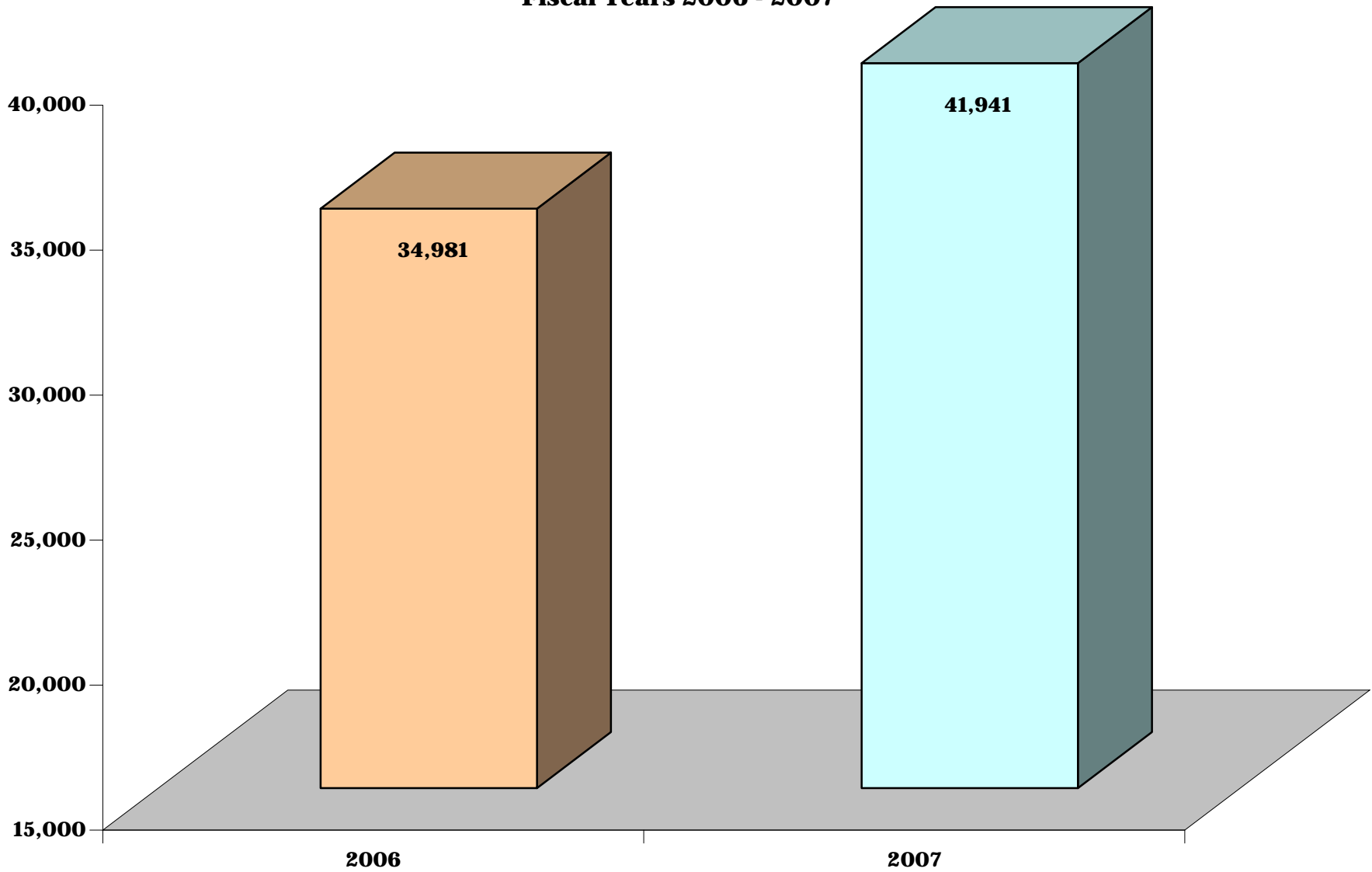
**Fiscal Years 2006 - 2007**



**CHART CC-3.3.9  
CIRCUIT COURT**

**STATE TOTALS  
JUVENILE FILINGS**

**Fiscal Years 2006 - 2007**



**TABLE CC-3.4  
CIRCUIT COURT**

**CRIMINAL:  
COMPARATIVE FILINGS IN THE CIRCUIT COURTS  
Fiscal Years 2006 - 2007**

	<b>2006</b>	<b>2007</b>	<b>Percent Change</b>
<b>First Circuit</b>	<b>5,178</b>	<b>4,470</b>	<b>-13.7</b>
Dorchester	611	695	13.7
Somerset	452	450	-0.4
Wicomico	2,605	2,060	-20.9
Worcester	1,510	1,265	-16.2

	<b>2006</b>	<b>2007</b>	<b>Percent Change</b>
<b>Second Circuit</b>	<b>4,214</b>	<b>5,076</b>	<b>20.5</b>
Caroline	498	556	11.6
Cecil	2,270	2,727	20.1
Kent	434	362	-16.6
Queen Anne's	534	783	46.6
Talbot	478	648	35.6

	<b>2006</b>	<b>2007</b>	<b>Percent Change</b>
<b>Third Circuit</b>	<b>12,063</b>	<b>11,902</b>	<b>-1.3</b>
Baltimore	8,274	8,125	-1.8
Harford	3,789	3,777	-0.3

	<b>2006</b>	<b>2007</b>	<b>Percent Change</b>
<b>Fourth Circuit</b>	<b>3,830</b>	<b>3,599</b>	<b>-6.0</b>
Allegany	772	829	7.4
Garrett	278	256	-7.9
Washington	2,780	2,514	-9.6



**CRIMINAL COMPARATIVE FILINGS, page 2**

	<b>2006</b>	<b>2007</b>	<b>Percent Change</b>
<b>Fifth Circuit</b>	<b>11,589</b>	<b>11,364</b>	<b>-1.9</b>
Anne Arundel	6,969	6,519	-6.5
Carroll	2,466	2,718	10.2
Howard	2,154	2,127	-1.3

	<b>2006</b>	<b>2007</b>	<b>Percent Change</b>
<b>Sixth Circuit</b>	<b>8,614</b>	<b>9,623</b>	<b>11.7</b>
Frederick	3,359	3,395	1.1
Montgomery	5,255	6,228	18.5

	<b>2006</b>	<b>2007</b>	<b>Percent Change</b>
<b>Seventh Circuit</b>	<b>10,866</b>	<b>12,226</b>	<b>12.5</b>
Calvert	679	689	1.5
Charles	1,848	2,166	17.2
Prince George's	7,550	8,485	12.4
St. Mary's	789	886	12.3

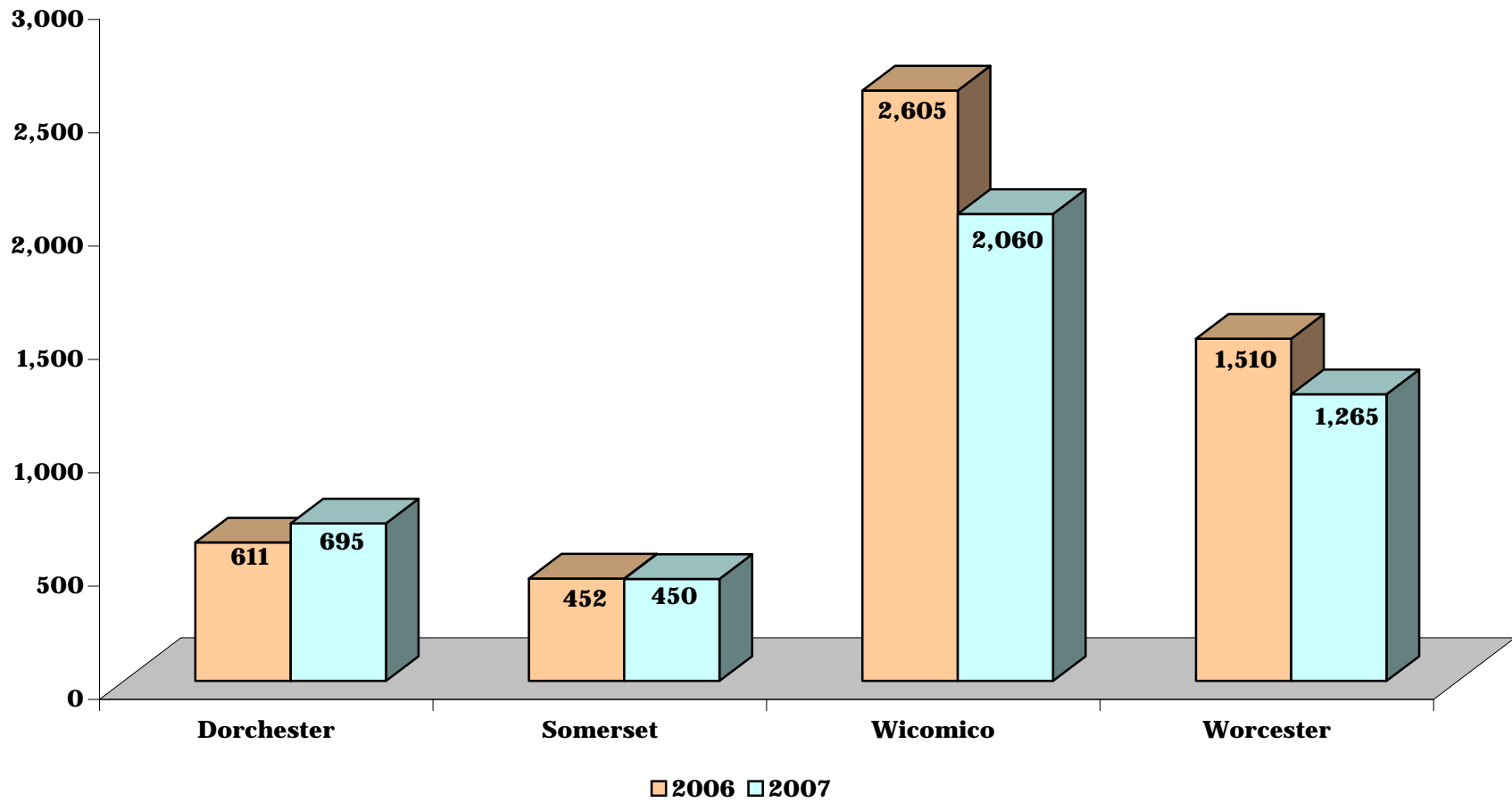
	<b>2006</b>	<b>2007</b>	<b>Percent Change</b>
<b>Eighth Circuit</b>	<b>24,599</b>	<b>21,760</b>	<b>-11.5</b>
Baltimore City	24,599	21,760	-11.5

	<b>2006</b>	<b>2007</b>	<b>Percent Change</b>
<b>STATE TOTALS</b>	<b>80,953</b>	<b>80,020</b>	<b>-1.2</b>

**CHART CC-3.4.1  
CIRCUIT COURT**

**1st CIRCUIT  
CRIMINAL FILINGS**

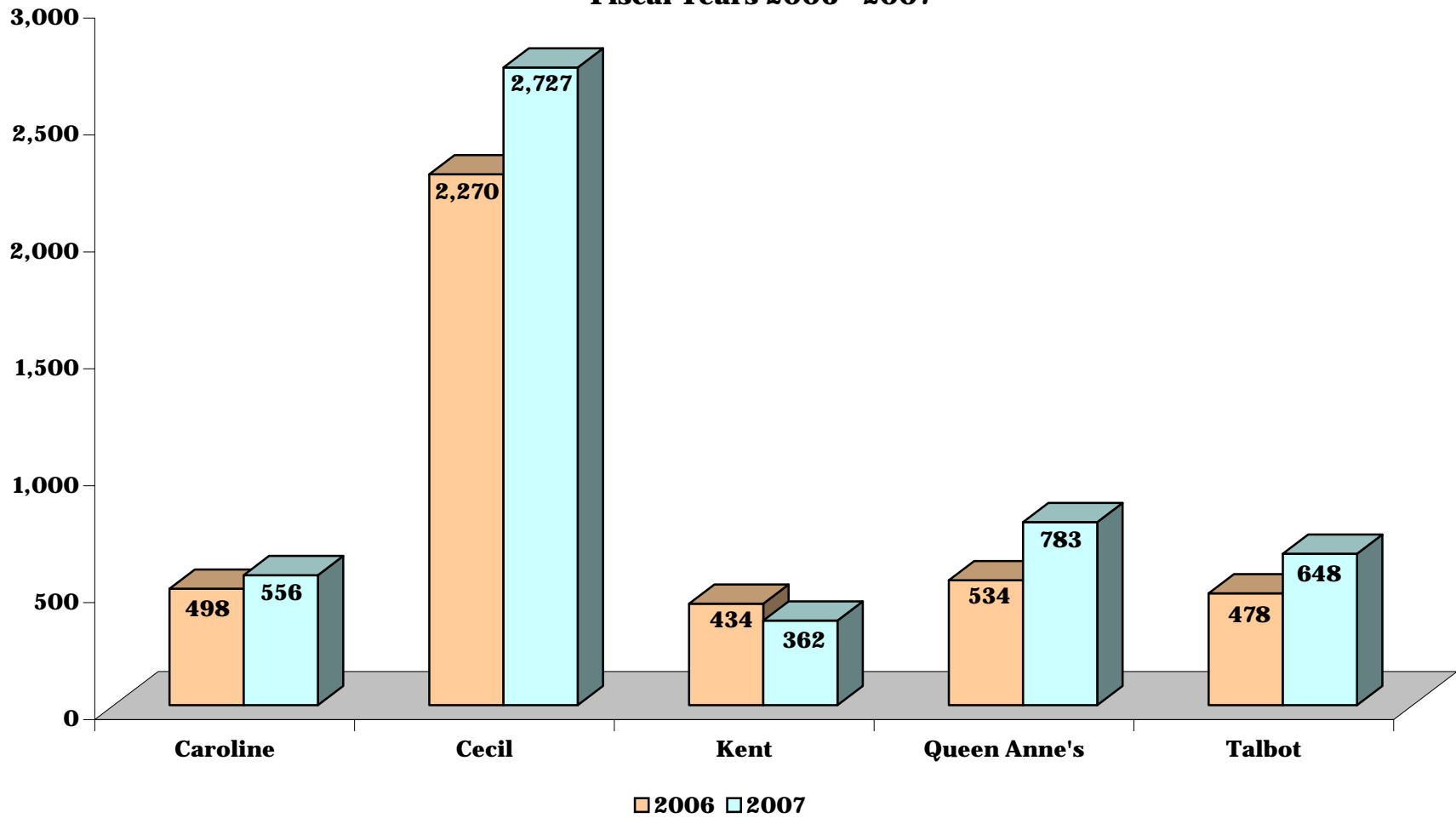
**Fiscal Years 2006 - 2007**



**CHART CC-3.4.2  
CIRCUIT COURT**

**2nd CIRCUIT  
CRIMINAL FILINGS**

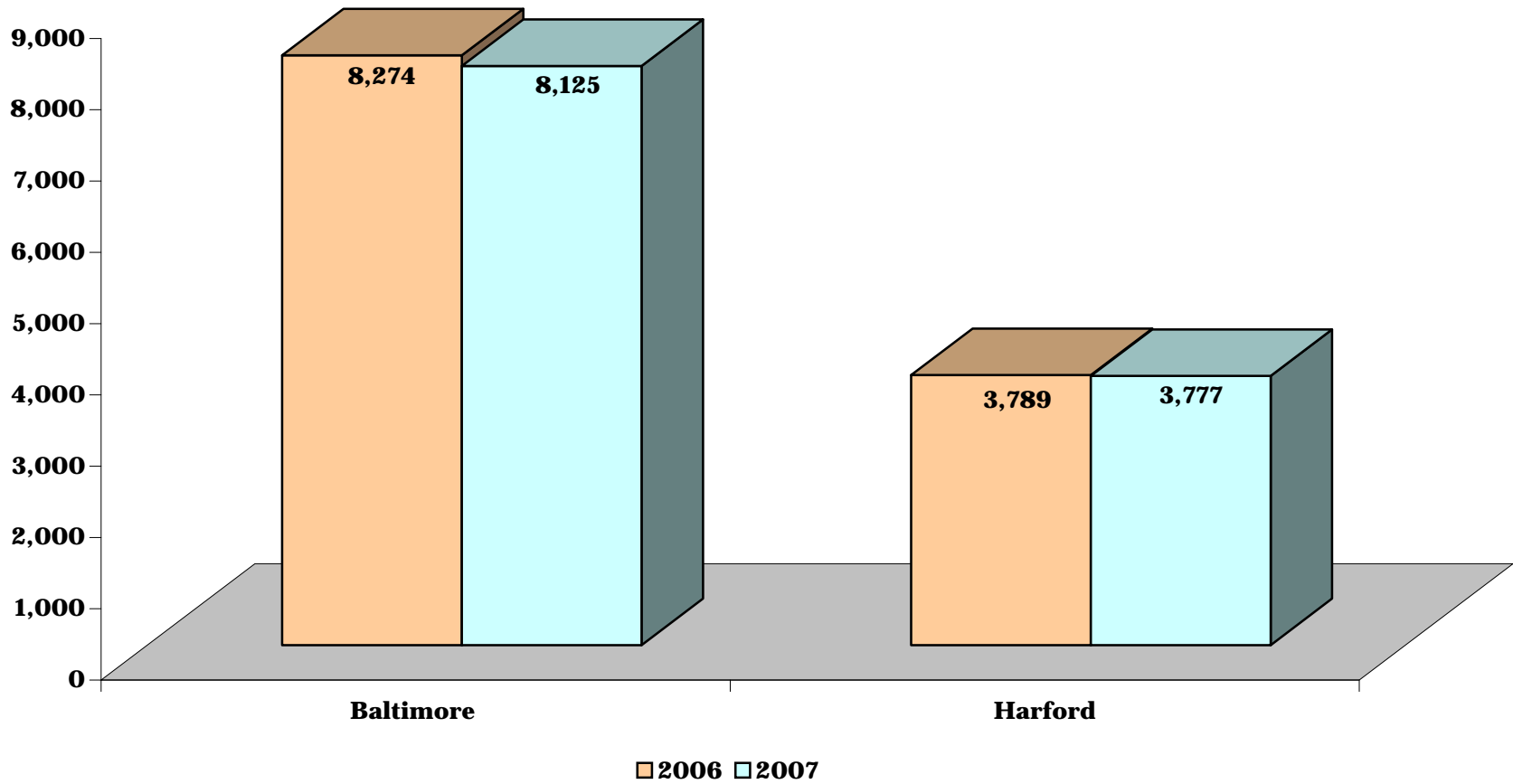
**Fiscal Years 2006 - 2007**



**CHART CC-3.4.3  
CIRCUIT COURT**

**3rd CIRCUIT  
CRIMINAL FILINGS**

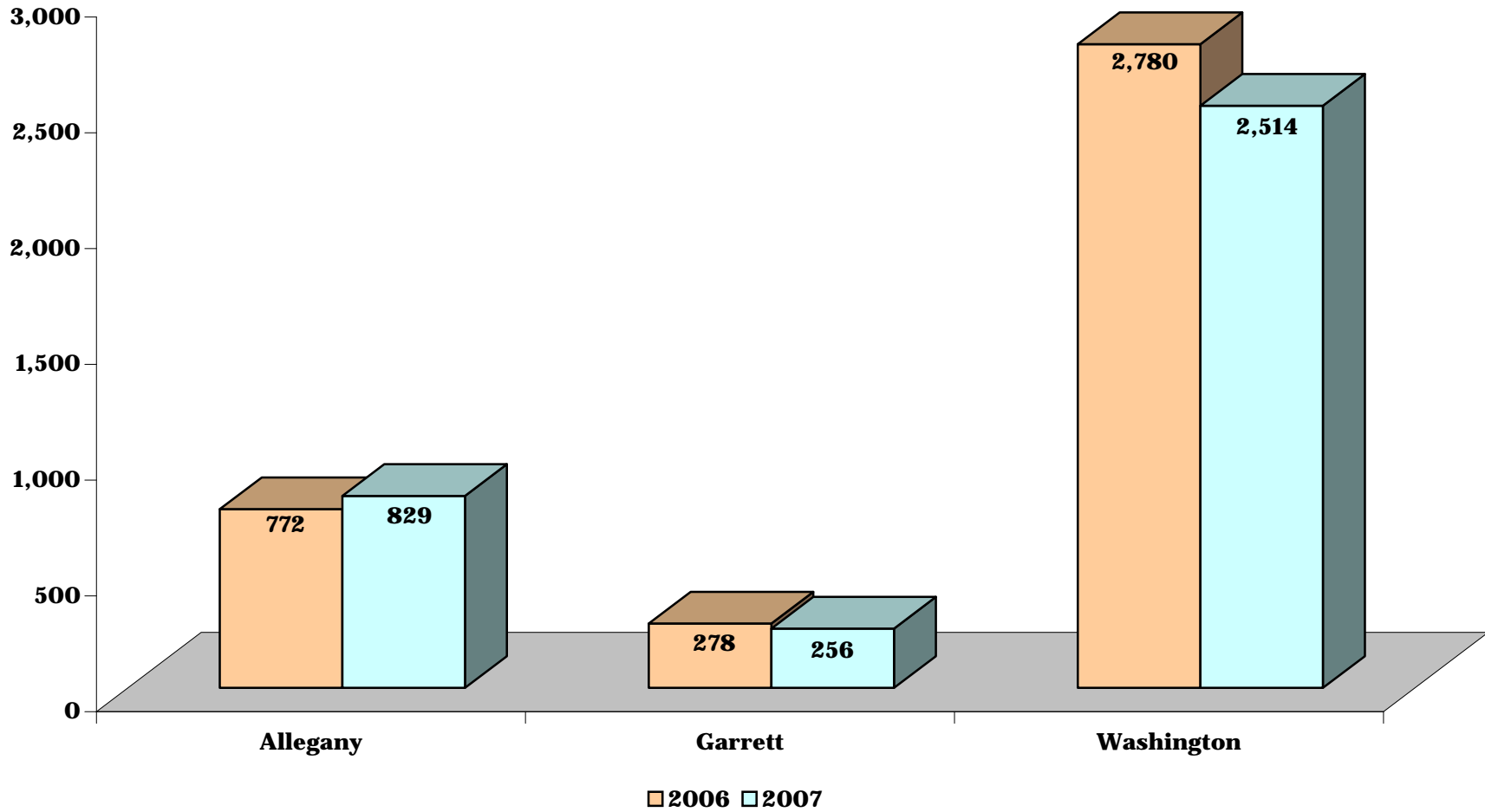
**Fiscal Years 2006 - 2007**



**CHART CC-3.4.4  
CIRCUIT COURT**

**4th CIRCUIT  
CRIMINAL FILINGS**

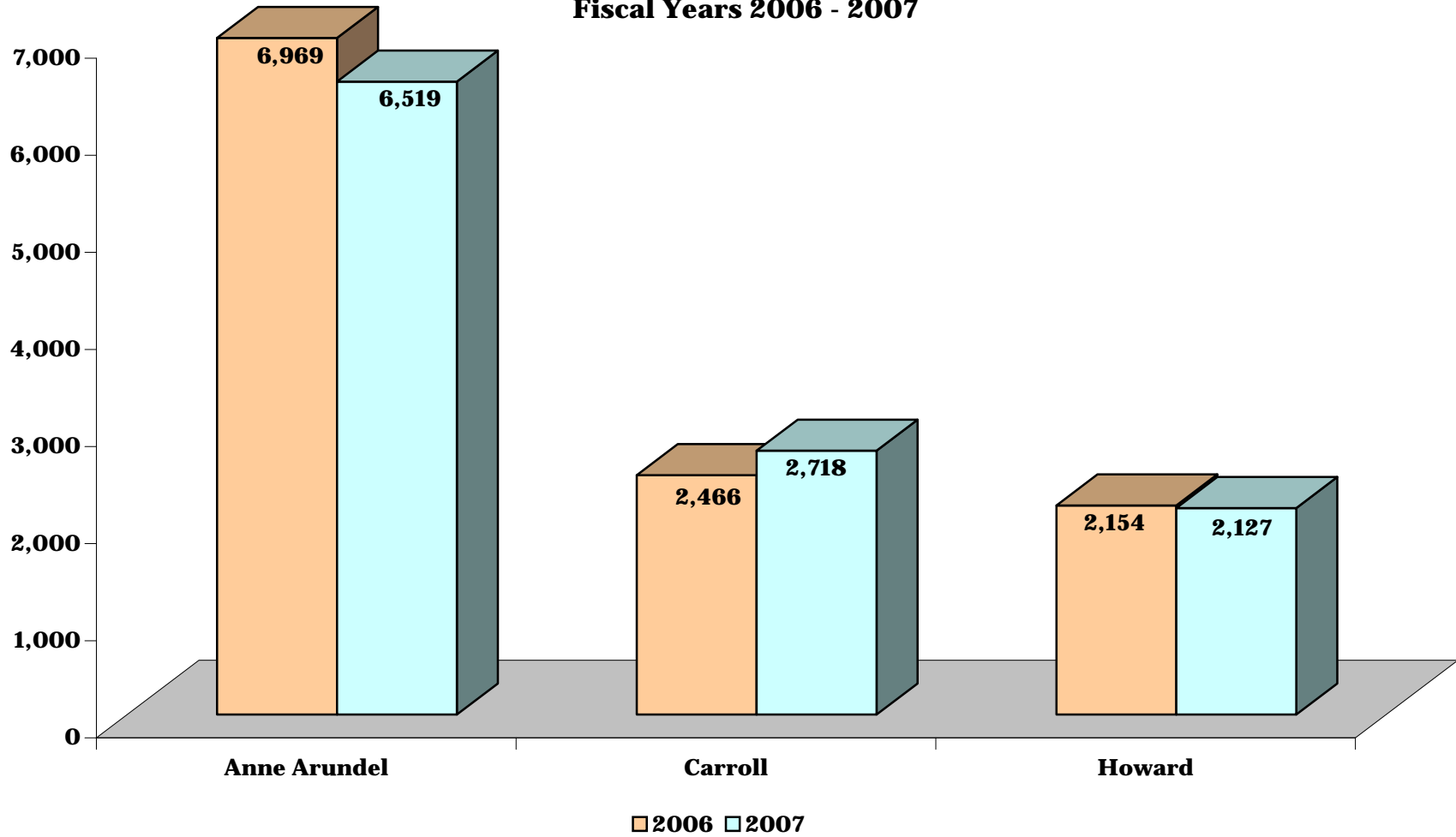
**Fiscal Years 2006 - 2007**



**CHART CC-3.4.5  
CIRCUIT COURT**

**5th CIRCUIT  
CRIMINAL FILINGS**

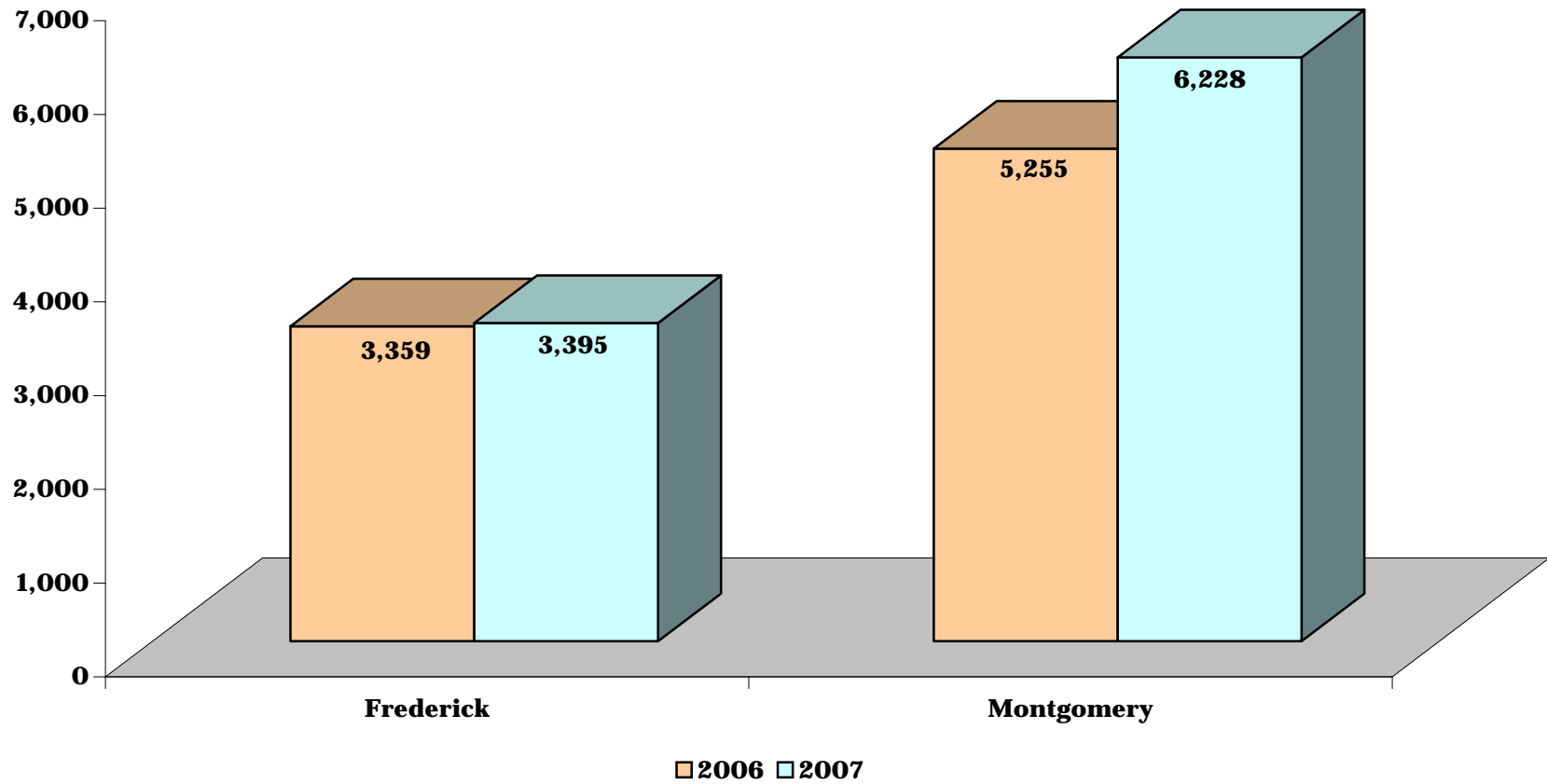
**Fiscal Years 2006 - 2007**



**CHART CC-3.4.6  
CIRCUIT COURT**

**6th CIRCUIT  
CRIMINAL FILINGS**

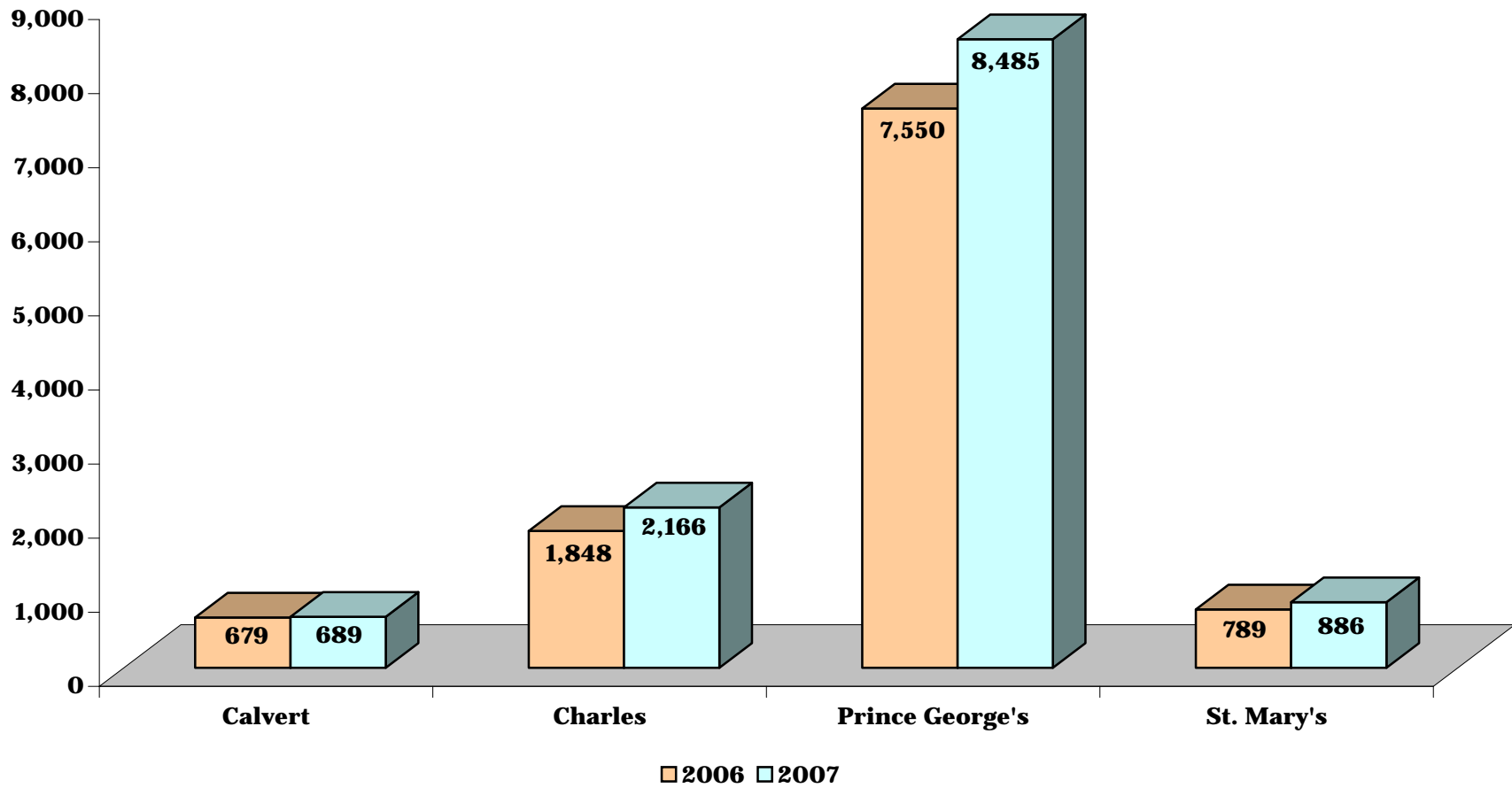
**Fiscal Years 2006 - 2007**



**CHART CC-3.4.7  
CIRCUIT COURT**

**7th CIRCUIT  
CRIMINAL FILINGS**

**Fiscal Years 2006 - 2007**

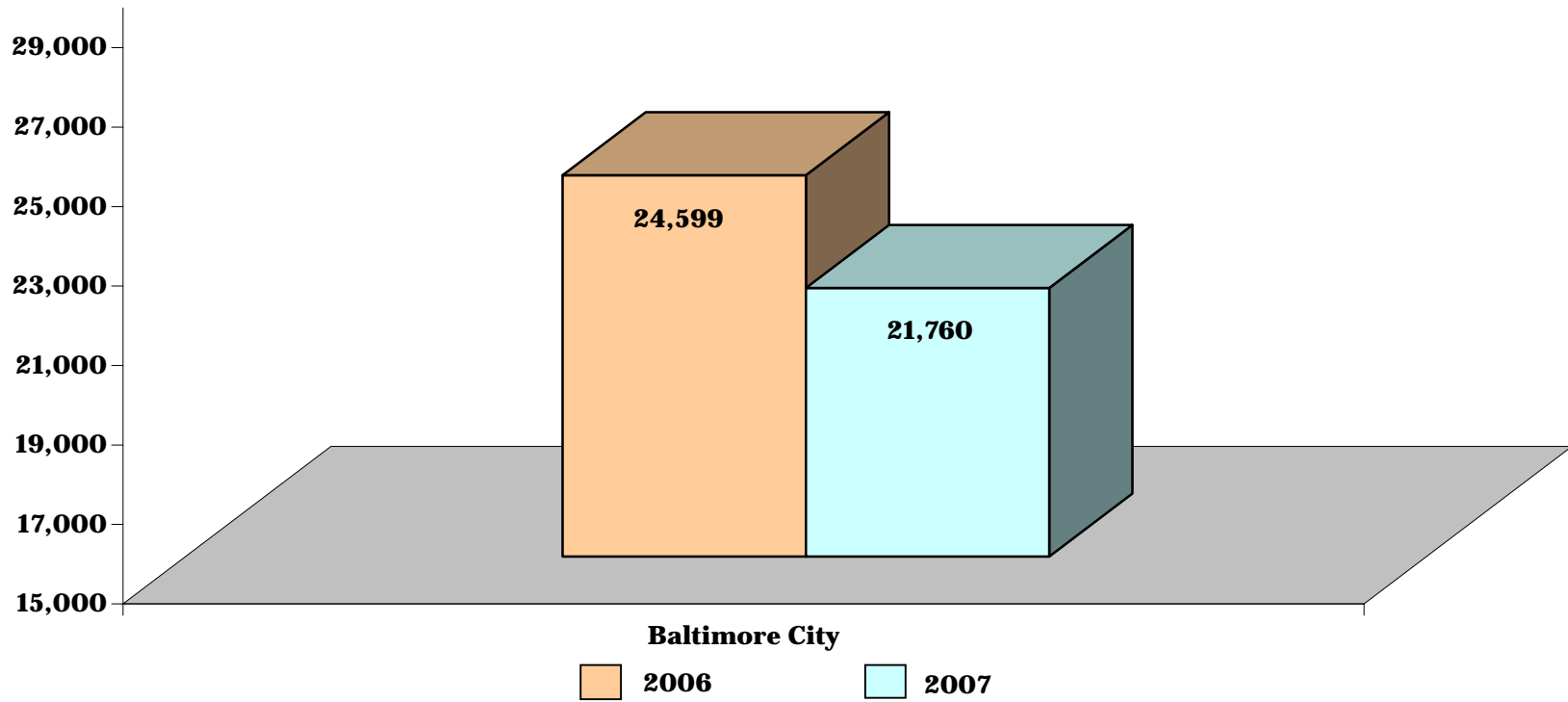




**CHART CC-3.4.8  
CIRCUIT COURT**

**8th CIRCUIT  
CRIMINAL FILINGS**

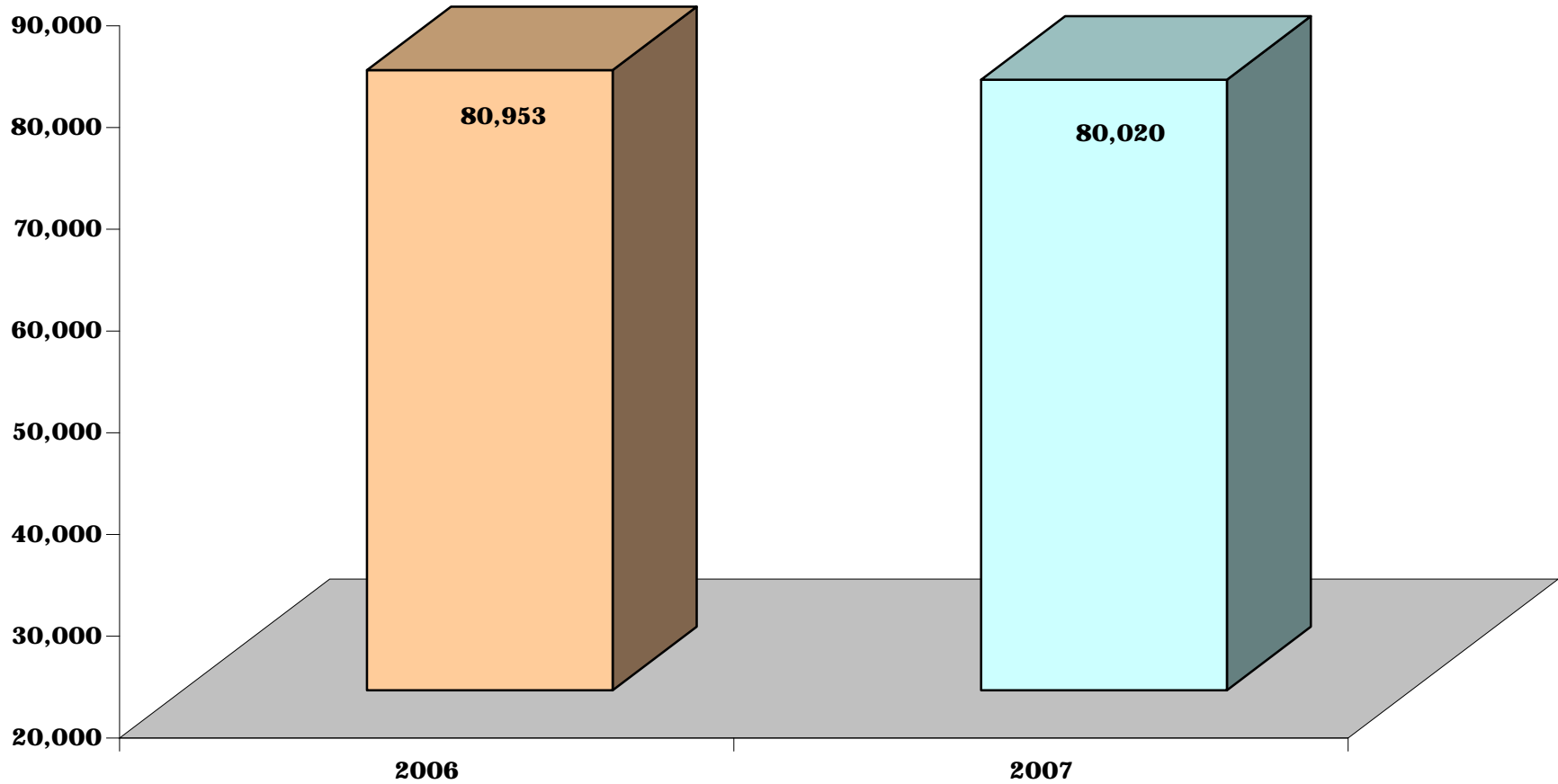
**Fiscal Years 2006 - 2007**



**CHART CC-3.4.9  
CIRCUIT COURT**

**STATE TOTALS  
CRIMINAL FILINGS**

**Fiscal Years 2006 - 2007**



**TABLE CC-4.1  
CIRCUIT COURT**

**SMALL JURISDICTIONS:  
CATEGORIES OF FILINGS**

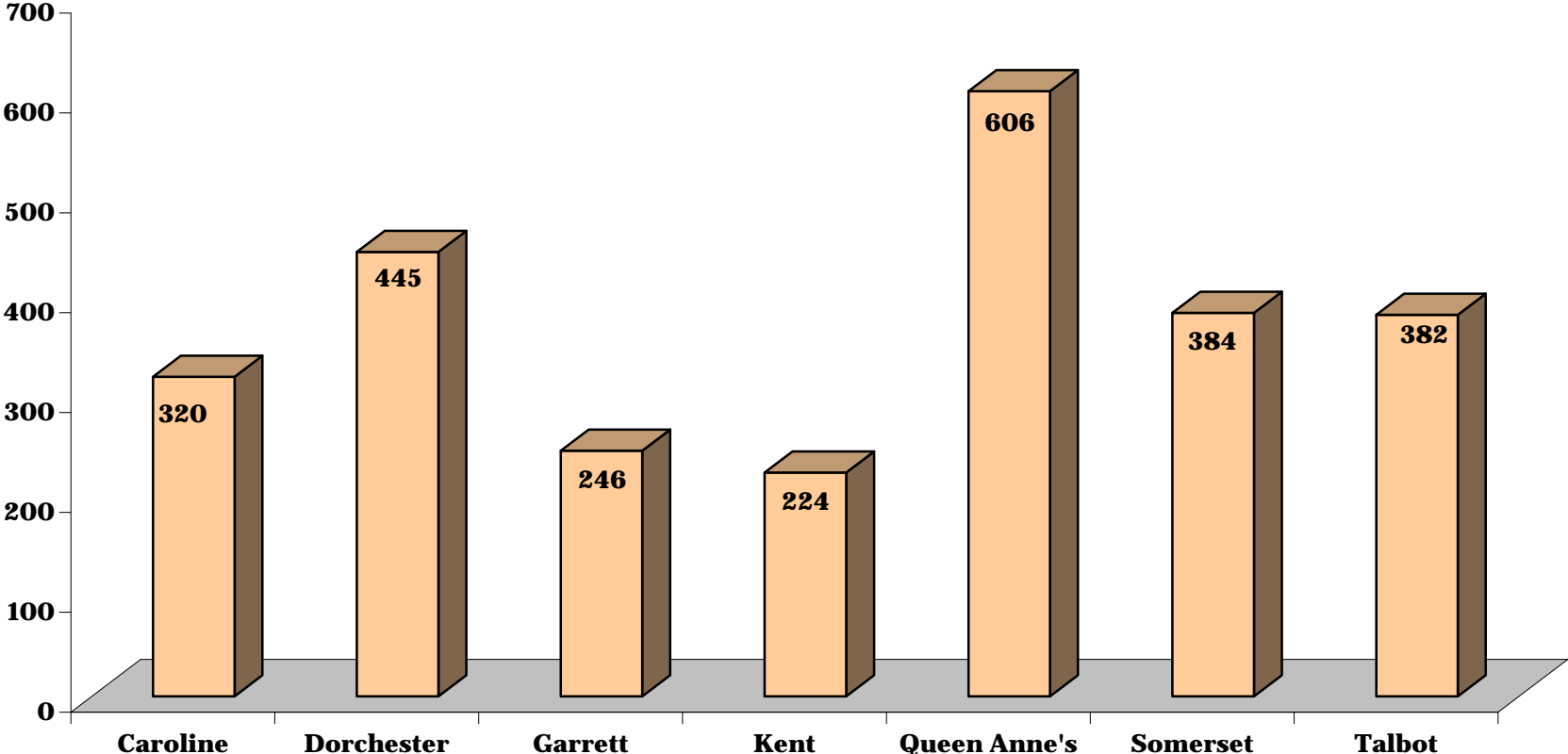
**Original and Reopened Cases  
Fiscal Year 2007**

	<b>Caroline</b>	<b>Dorchester</b>	<b>Garrett</b>	<b>Kent</b>	<b>Queen Anne's</b>	<b>Somerset</b>	<b>Talbot</b>
<b>Total Civil-General</b>	<b>320</b>	<b>445</b>	<b>246</b>	<b>224</b>	<b>606</b>	<b>384</b>	<b>382</b>
Motor Tort	30	22	25	4	33	7	14
Other Tort	7	10	5	15	5	11	19
Contract	12	16	7	23	41	18	38
Condemnation	1	22	0	0	1	0	0
Cont'd Confessed Judgment	5	3	6	14	11	18	18
Other Law	10	25	16	22	44	48	35
<i>Appeals</i>							
District Court - On Record	2	0	3	2	1	1	10
District Court - De Novo	4	3	4	4	10	2	12
Administrative Agency	10	34	13	10	26	70	25
Other General	239	308	165	129	431	184	0
Unreported Category	0	2	2	1	3	25	211
<b>Total Civil-Family</b>	<b>1,185</b>	<b>954</b>	<b>654</b>	<b>553</b>	<b>630</b>	<b>1,272</b>	<b>699</b>
Divorce/Nullity	280	237	202	161	272	195	270
Other Domestic Relations	439	389	311	218	221	450	253
Adoption/Guardianship	7	4	8	4	13	8	7
Paternity	384	274	111	130	110	572	135
Domestic Violence	75	50	22	40	14	47	34
	<b>Caroline</b>	<b>Dorchester</b>	<b>Garrett</b>	<b>Kent</b>	<b>Queen Anne's</b>	<b>Somerset</b>	<b>Talbot</b>
<b>Total Juvenile</b>	<b>261</b>	<b>313</b>	<b>107</b>	<b>150</b>	<b>336</b>	<b>199</b>	<b>174</b>
Delinquency	230	274	67	141	314	148	149
Adult	1	0	0	0	2	0	0
Child in Need of Supervision	0	0	1	0	2	0	0
Child in Need of Assistance	10	26	27	6	15	27	16
Guardianship	15	9	2	1	3	7	5
Adoption	5	4	8	2	0	0	3
Peace Orders	0	0	2	0	0	17	0
Unreported Category	0	0	0	0	0	0	1
<b>Total Criminal</b>	<b>556</b>	<b>695</b>	<b>256</b>	<b>362</b>	<b>783</b>	<b>450</b>	<b>648</b>
Indictment/Information	190	435	144	161	293	260	401
<i>Appeals</i>							
District Court - Motor	25	16	7	11	26	4	35
District Court - Other	11	11	3	13	21	16	14
Jury Trial Prayed - Motor	123	80	36	46	140	33	70
Jury Trial Prayed - Other	204	148	60	120	298	135	123
Non Support	0	0	3	3	0	0	0
Post Conviction	0	2	3	3	0	0	0
Unreported Category	3	3	0	5	5	2	5
<b>TOTAL FILINGS</b>	<b>2,322</b>	<b>2,407</b>	<b>1,263</b>	<b>1,289</b>	<b>2,355</b>	<b>2,305</b>	<b>1,903</b>

**CHART CC-4.1.1  
CIRCUIT COURT**

**SMALL JURISDICTIONS: TOTAL CIVIL-GENERAL FILINGS**

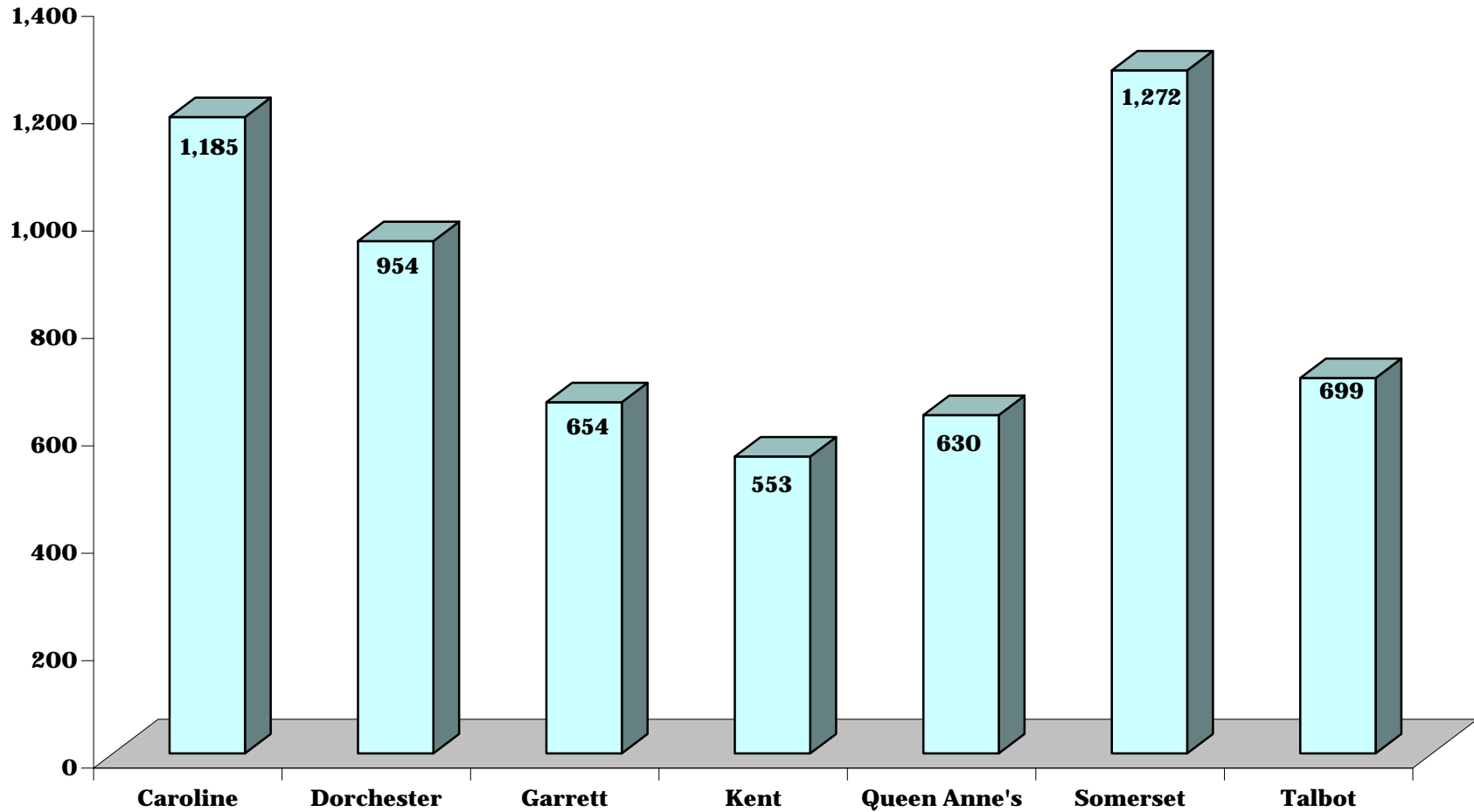
**Original and Reopened Cases  
Fiscal Year 2007**



**CHART CC-4.1.2  
CIRCUIT COURT**

**SMALL JURISDICTIONS: TOTAL CIVIL-FAMILY FILINGS**

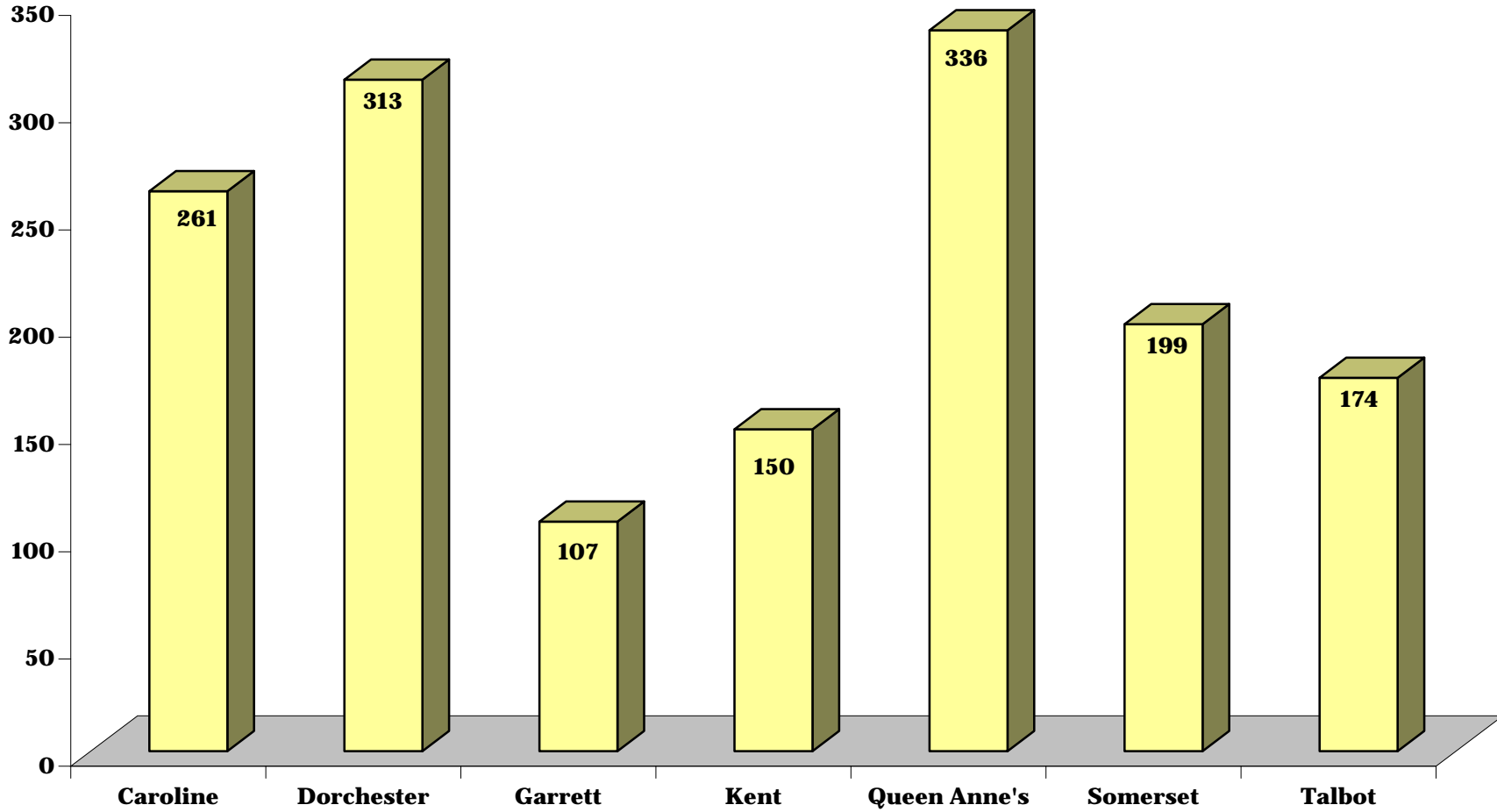
**Original and Reopened Cases  
Fiscal Year 2007**



**CHART CC-4.1.3  
CIRCUIT COURT**

**SMALL JURISDICTIONS: TOTAL JUVENILE FILINGS**

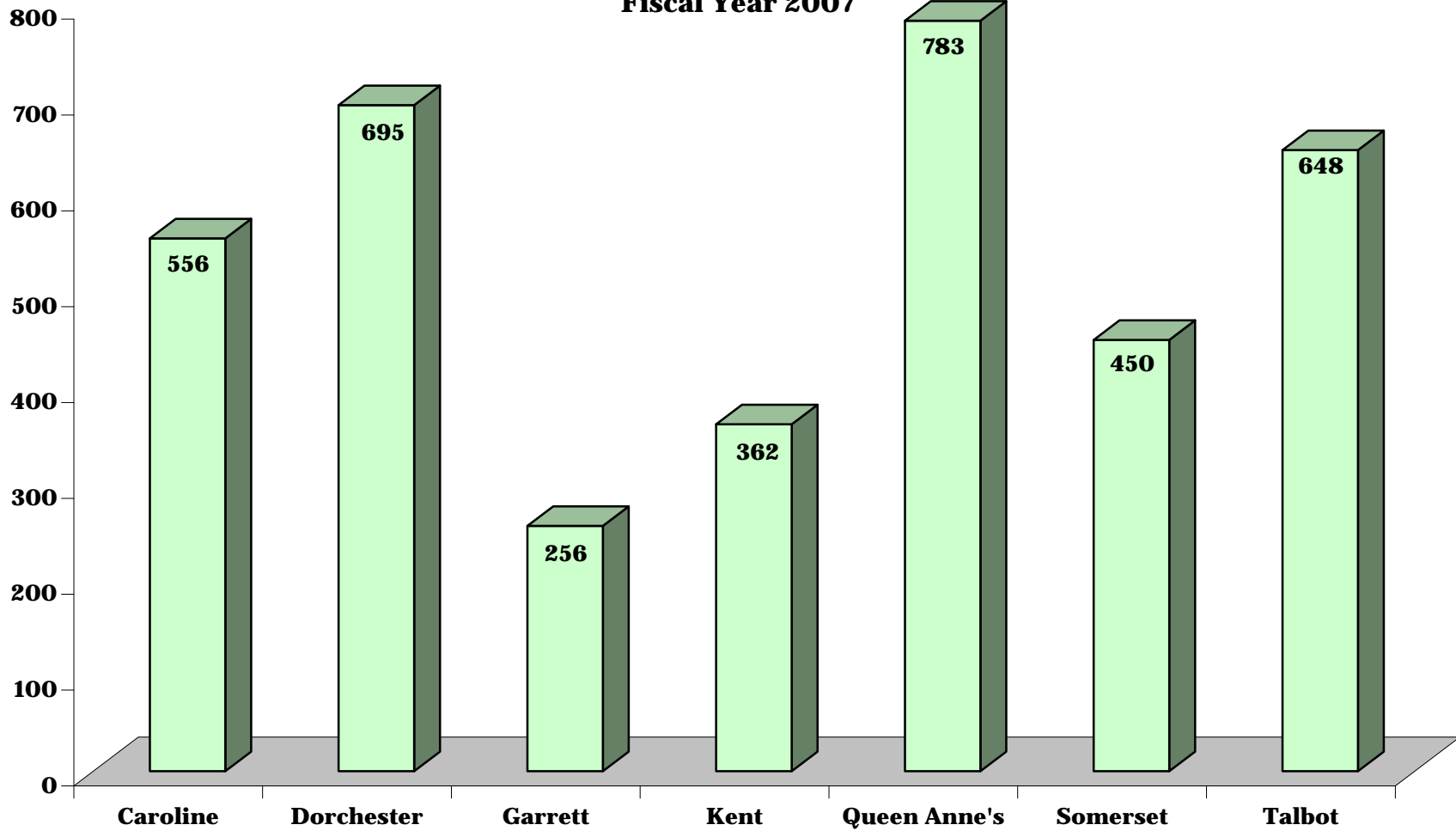
**Original and Reopened Cases  
Fiscal Year 2007**



**CHART CC-4.1.4  
CIRCUIT COURT**

**SMALL JURISDICTIONS: TOTAL CRIMINAL FILINGS**

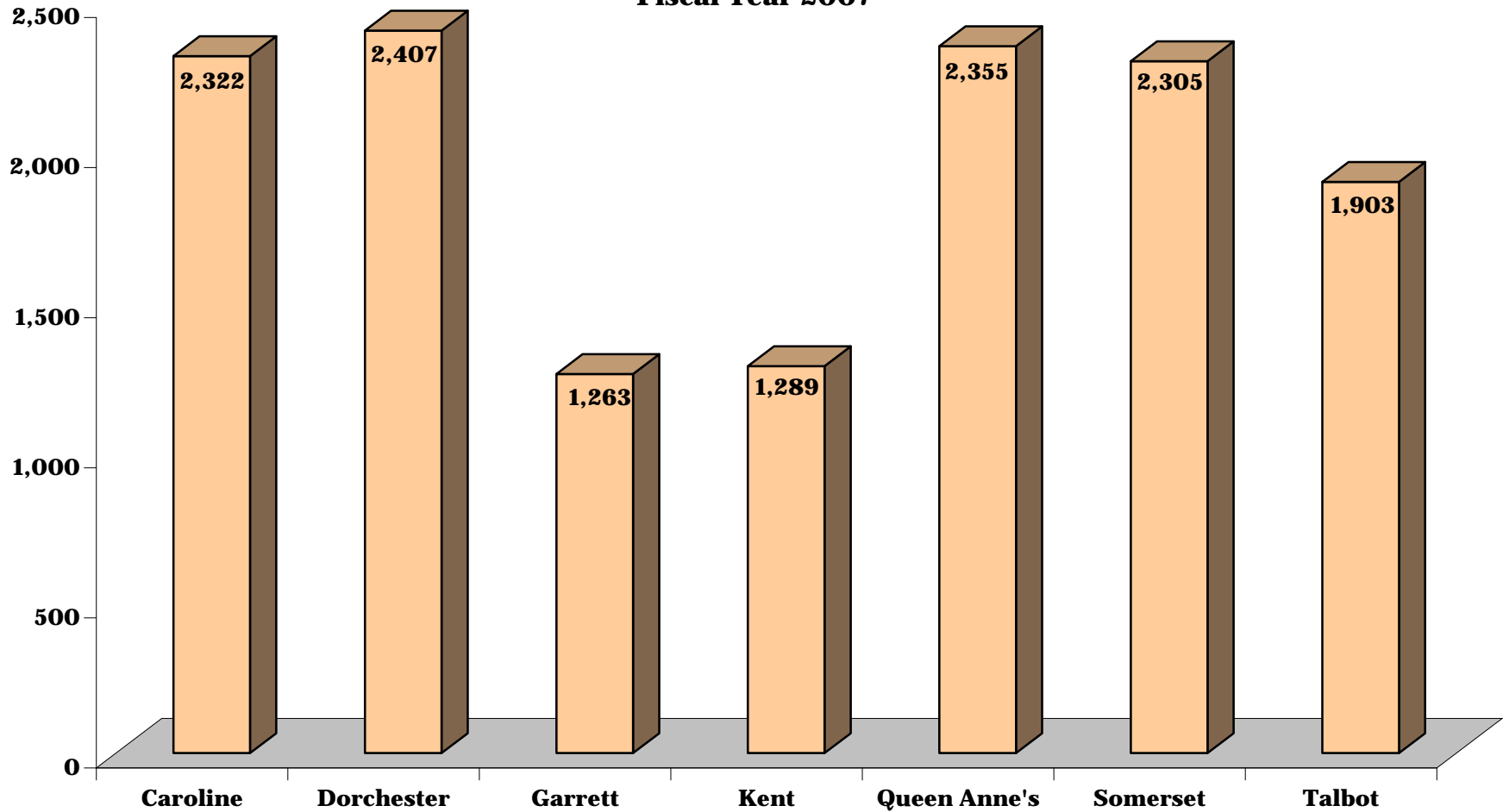
**Original and Reopened Cases  
Fiscal Year 2007**



**CHART CC-4.1.5  
CIRCUIT COURT**

**SMALL JURISDICTIONS: TOTAL FILINGS**

**Original and Reopened Cases  
Fiscal Year 2007**





**TABLE CC-4.2  
CIRCUIT COURT**

**MEDIUM JURISDICTIONS:  
CATEGORIES OF FILINGS**

**Original and Reopened Cases  
Fiscal Year 2007**

	<b>Allegany</b>	<b>Calvert</b>	<b>Carroll</b>	<b>Cecil</b>	<b>Frederick</b>	<b>St. Mary's</b>	<b>Washington</b>	<b>Wicomico</b>	<b>Worcester</b>
<b>Total Civil-General</b>	<b>1,018</b>	<b>998</b>	<b>1,495</b>	<b>1,242</b>	<b>1,760</b>	<b>724</b>	<b>1,122</b>	<b>890</b>	<b>1,150</b>
Motor Tort	49	69	82	124	121	50	76	72	40
Other Tort	25	10	34	48	82	10	43	39	26
Contract	22	65	98	64	123	52	79	58	71
Condemnation	16	20	27	2	5	0	1	5	5
Cont'd Confessed Judgment	14	22	35	15	41	16	29	43	31
Other Law	41	88	95	49	63	97	67	60	62
<i>Appeals</i>									
District Court - On Record	2	4	0	6	12	1	10	3	8
District Court - De Novo	9	15	18	16	35	7	29	3	8
Administrative Agency	150	47	97	83	82	23	109	60	25
Other General	668	645	994	821	1,175	462	664	541	872
Unreported Category	22	13	15	14	21	6	15	6	2

	<b>Allegany</b>	<b>Calvert</b>	<b>Carroll</b>	<b>Cecil</b>	<b>Frederick</b>	<b>St. Mary's</b>	<b>Washington</b>	<b>Wicomico</b>	<b>Worcester</b>
<b>Total Civil-Family</b>	<b>2,086</b>	<b>2,898</b>	<b>2,193</b>	<b>2,473</b>	<b>3,472</b>	<b>2,317</b>	<b>4,804</b>	<b>2,221</b>	<b>1,625</b>
Divorce/Nullity	616	814	1,019	684	1,374	686	1,117	628	312
Other Domestic Relations	969	836	689	1,173	1,460	827	2,382	820	612
Adoption/Guardianship	24	22	48	28	43	15	27	19	40
Paternity	453	1,134	171	407	514	654	1,229	684	645
Domestic Violence	24	92	266	181	81	135	49	70	16

**MEDIUM JURISDICTIONS: CATEGORIES OF FILINGS, page 2**

	<b>Allegany</b>	<b>Calvert</b>	<b>Carroll</b>	<b>Cecil</b>	<b>Frederick</b>	<b>St. Mary's</b>	<b>Washington</b>	<b>Wicomico</b>	<b>Worcester</b>
<b>Total Juvenile</b>	<b>415</b>	<b>669</b>	<b>981</b>	<b>466</b>	<b>1,299</b>	<b>564</b>	<b>1,344</b>	<b>1,000</b>	<b>445</b>
Delinquency	332	635	866	352	1,169	517	1,051	834	375
Adult	0	0	15	0	0	2	0	56	11
Child in Need of Supervision	15	0	38	0	19	0	14	0	0
Child in Need of Assistance	35	26	39	93	61	32	186	56	37
Guardianship	27	5	9	16	16	10	54	20	10
Adoption	6	1	2	5	22	3	22	13	9
Peace Orders	0	2	12	0	12	0	17	21	3
Unreported Category	0	0	0	0	0	0	0	0	0

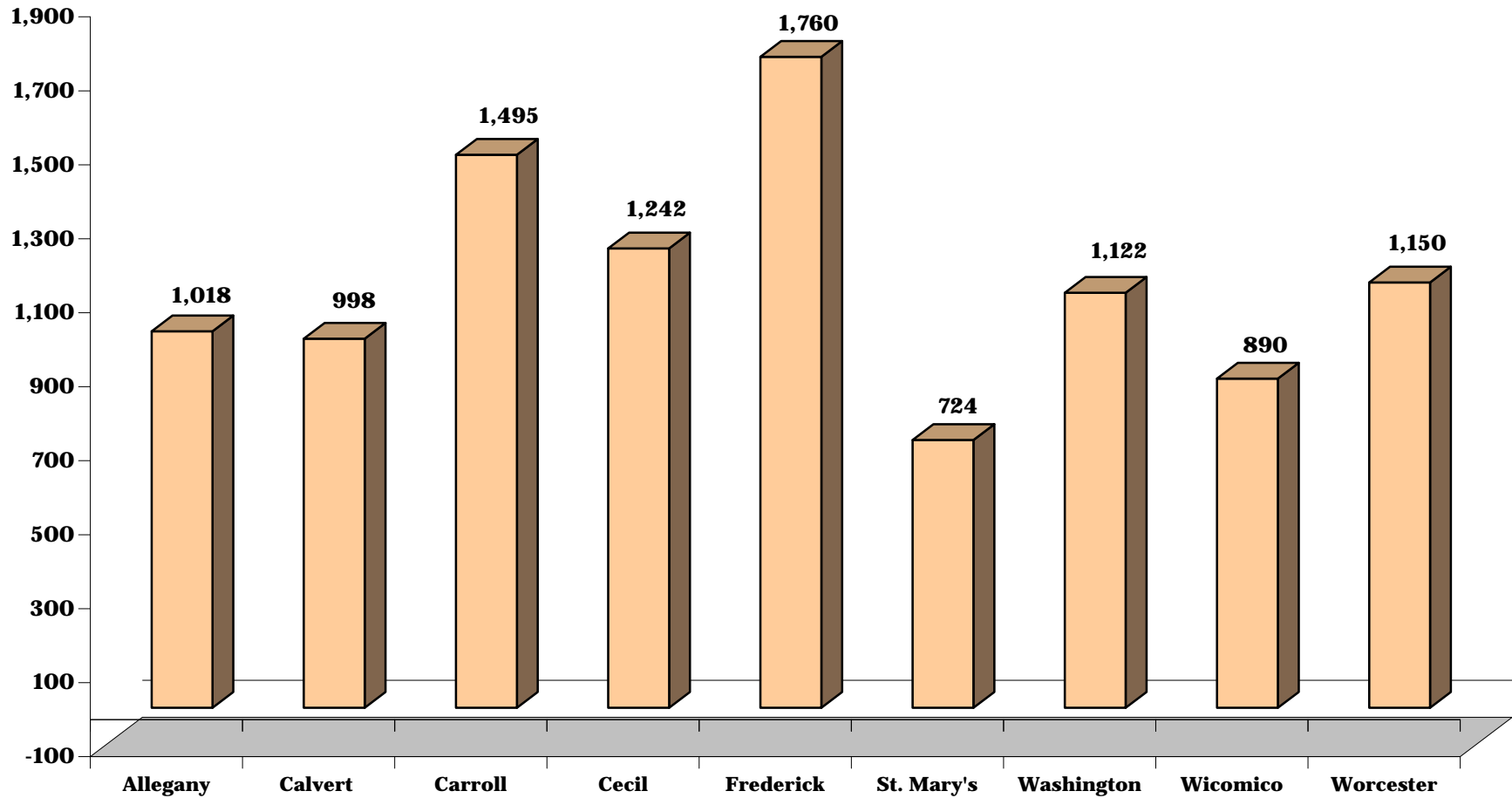
	<b>Allegany</b>	<b>Calvert</b>	<b>Carroll</b>	<b>Cecil</b>	<b>Frederick</b>	<b>St. Mary's</b>	<b>Washington</b>	<b>Wicomico</b>	<b>Worcester</b>
<b>Total Criminal</b>	<b>829</b>	<b>689</b>	<b>2,718</b>	<b>2,727</b>	<b>3,395</b>	<b>886</b>	<b>2,514</b>	<b>2,060</b>	<b>1,265</b>
Indictment/Information	337	414	820	768	1,045	487	979	1,191	524
<i>Appeals</i>									
District Court - Motor	9	13	104	42	122	22	90	26	17
District Court - Other	13	12	60	28	68	8	92	31	34
Jury Trial Prayed - Motor	121	117	668	685	1,061	131	482	281	309
Jury Trial Prayed - Other	345	124	1,036	805	1,074	223	848	506	363
Non Support	0	1	0	291	3	0	0	0	0
Post Conviction	0	0	1	4	6	0	0	0	0
Unreported Category	4	8	29	104	16	15	23	25	18

	<b>Allegany</b>	<b>Calvert</b>	<b>Carroll</b>	<b>Cecil</b>	<b>Frederick</b>	<b>St. Mary's</b>	<b>Washington</b>	<b>Wicomico</b>	<b>Worcester</b>
<b>TOTAL FILINGS</b>	<b>4,348</b>	<b>5,254</b>	<b>7,387</b>	<b>6,908</b>	<b>9,926</b>	<b>4,491</b>	<b>9,784</b>	<b>6,171</b>	<b>4,485</b>

**CHART CC-4.2.1  
CIRCUIT COURT**

**MEDIUM JURISDICTIONS: TOTAL CIVIL-GENERAL FILINGS**

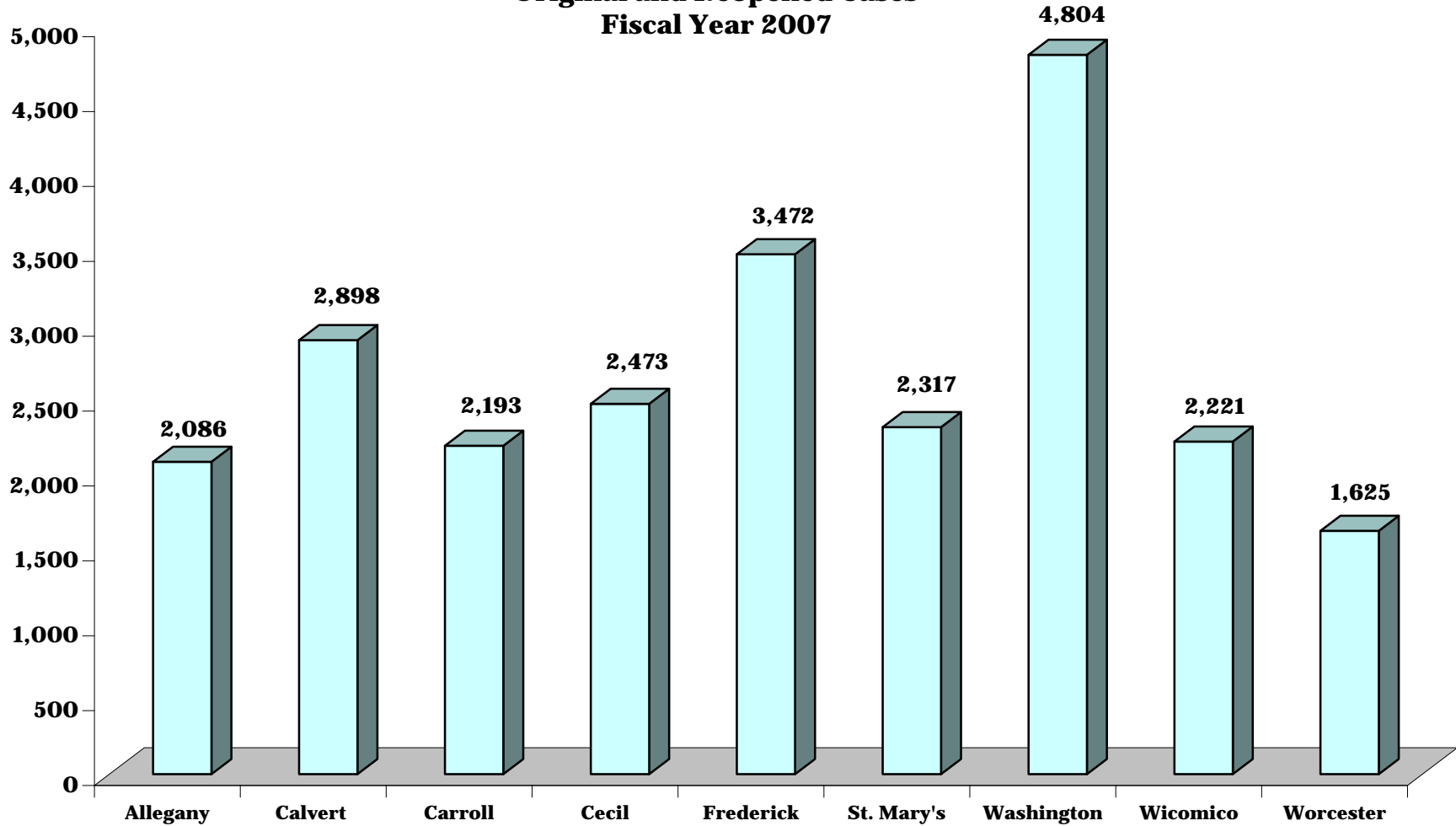
**Original and Reopened Cases  
Fiscal Year 2007**



**CHART CC-4.2.2  
CIRCUIT COURT**

**MEDIUM JURISDICTIONS: TOTAL CIVIL-FAMILY FILINGS**

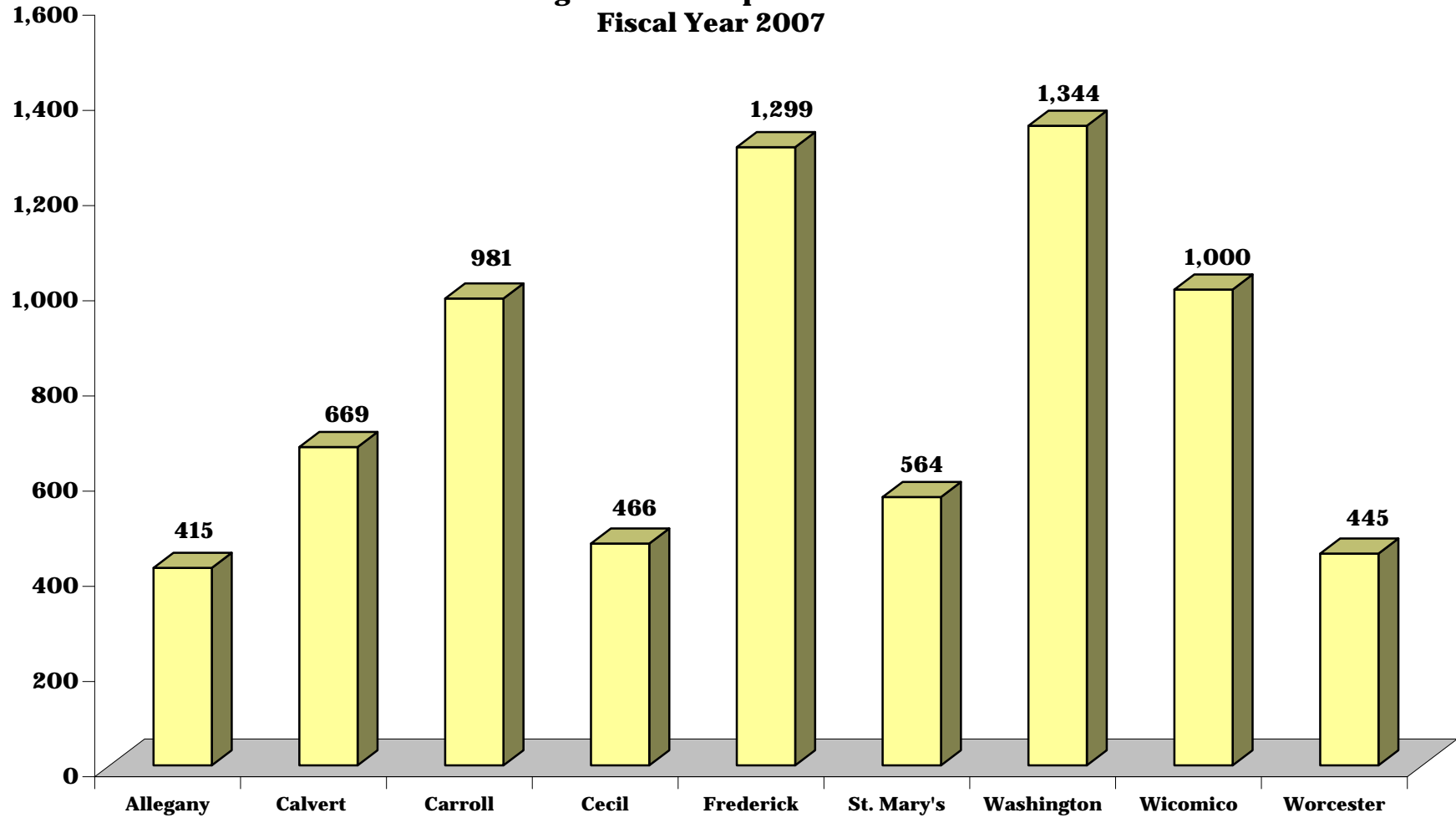
**Original and Reopened Cases  
Fiscal Year 2007**



**CHART CC-4.2.3  
CIRCUIT COURT**

**MEDIUM JURISDICTIONS: TOTAL JUVENILE FILINGS**

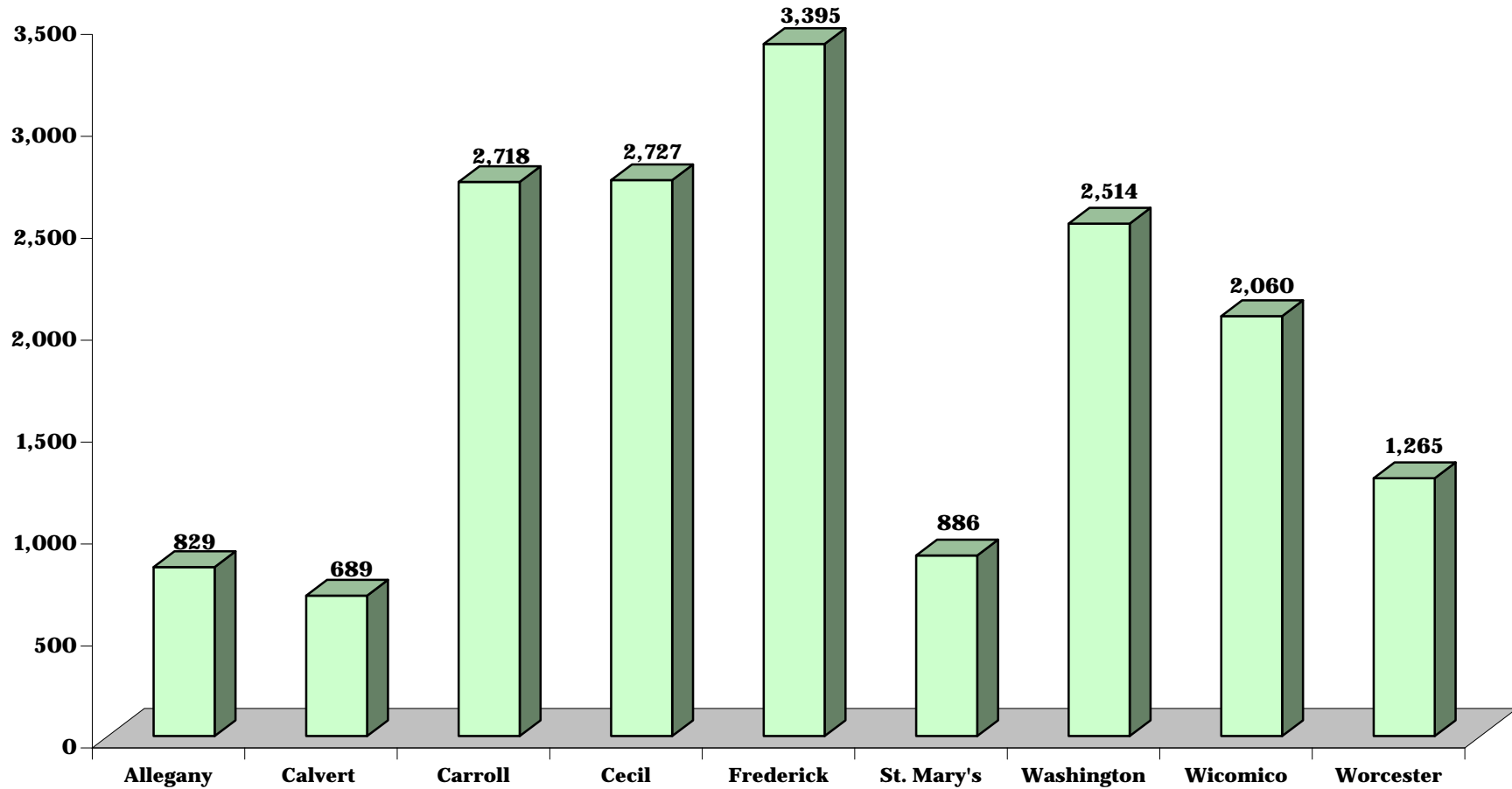
**Original and Reopened Cases  
Fiscal Year 2007**



**CHART CC-4.2.4  
CIRCUIT COURT**

**MEDIUM JURISDICTIONS: TOTAL CRIMINAL FILINGS**

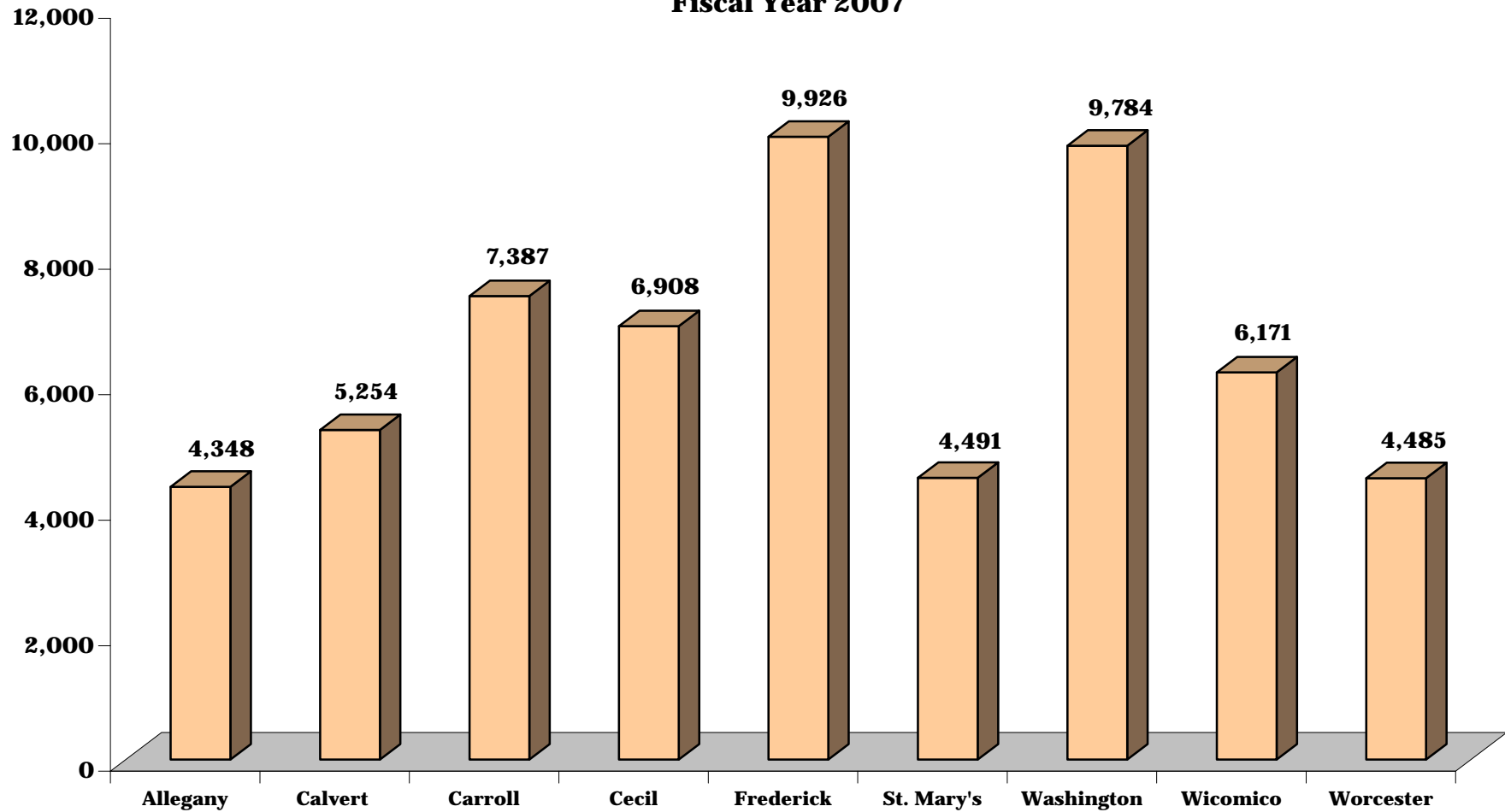
**Original and Reopened Cases  
Fiscal Year 2007**



**CHART CC-4.2.5  
CIRCUIT COURT**

**MEDIUM JURISDICTIONS: TOTAL FILINGS**

**Original and Reopened Cases  
Fiscal Year 2007**



**TABLE CC-4.3  
CIRCUIT COURT**

**MEDIUM-LARGE JURISDICTIONS:  
CATEGORIES OF FILINGS**

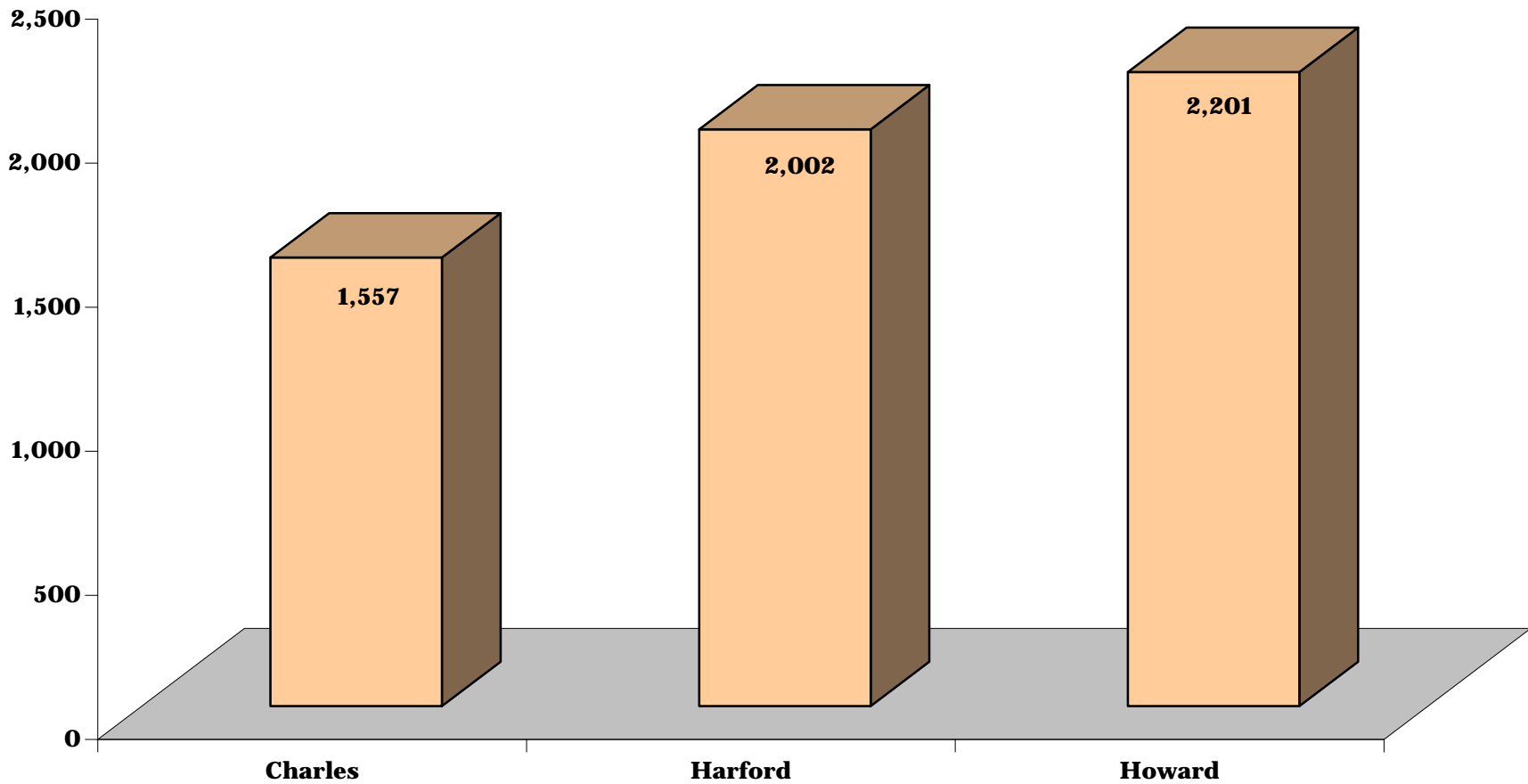
**Original and Reopened Cases  
Fiscal Year 2007**

	<b>Charles</b>	<b>Harford</b>	<b>Howard</b>
<b>Total Civil-General</b>	<b>1,557</b>	<b>2,002</b>	<b>2,201</b>
Motor Tort	143	172	173
Other Tort	62	41	106
Contract	102	80	312
Condemnation	2	8	18
Cont'd Confessed Judgment	23	42	54
Other Law	77	89	90
<i>Appeals</i>			
District Court - On Record	8	7	15
District Court - De Novo	22	24	62
Administrative Agency	60	117	110
Other General	1,057	1,417	1,249
Unreported Category	1	5	12
<b>Total Civil-Family</b>	<b>3,113</b>	<b>4,609</b>	<b>2,533</b>
Divorce/Nullity	1,013	1,464	1,307
Other Domestic Relations	1,031	1,639	728
Adoption/Guardianship	42	55	41
Paternity	731	1,180	319
Domestic Violence	296	271	138
	<b>Charles</b>	<b>Harford</b>	<b>Howard</b>
<b>Total Juvenile</b>	<b>1,649</b>	<b>1,165</b>	<b>1,049</b>
Delinquency	1,587	909	970
Adult	1	1	0
Child in Need of Supervision	0	0	0
Child in Need of Assistance	31	190	46
Guardianship	15	27	13
Adoption	15	15	13
Peace Orders	0	23	7
Unreported Category	0	0	0
<b>Total Criminal</b>	<b>2,166</b>	<b>3,777</b>	<b>2,127</b>
Indictment/Information	1,363	930	880
<i>Appeals</i>			
District Court - Motor	33	138	131
District Court - Other	19	157	52
Jury Trial Prayed - Motor	272	970	432
Jury Trial Prayed - Other	346	1,534	585
Non Support	0	0	0
Post Conviction	35	15	21
Unreported Category	98	33	26
<b>TOTAL FILINGS</b>	<b>8,485</b>	<b>11,553</b>	<b>7,910</b>



**CHART CC-4.3.1  
CIRCUIT COURT**

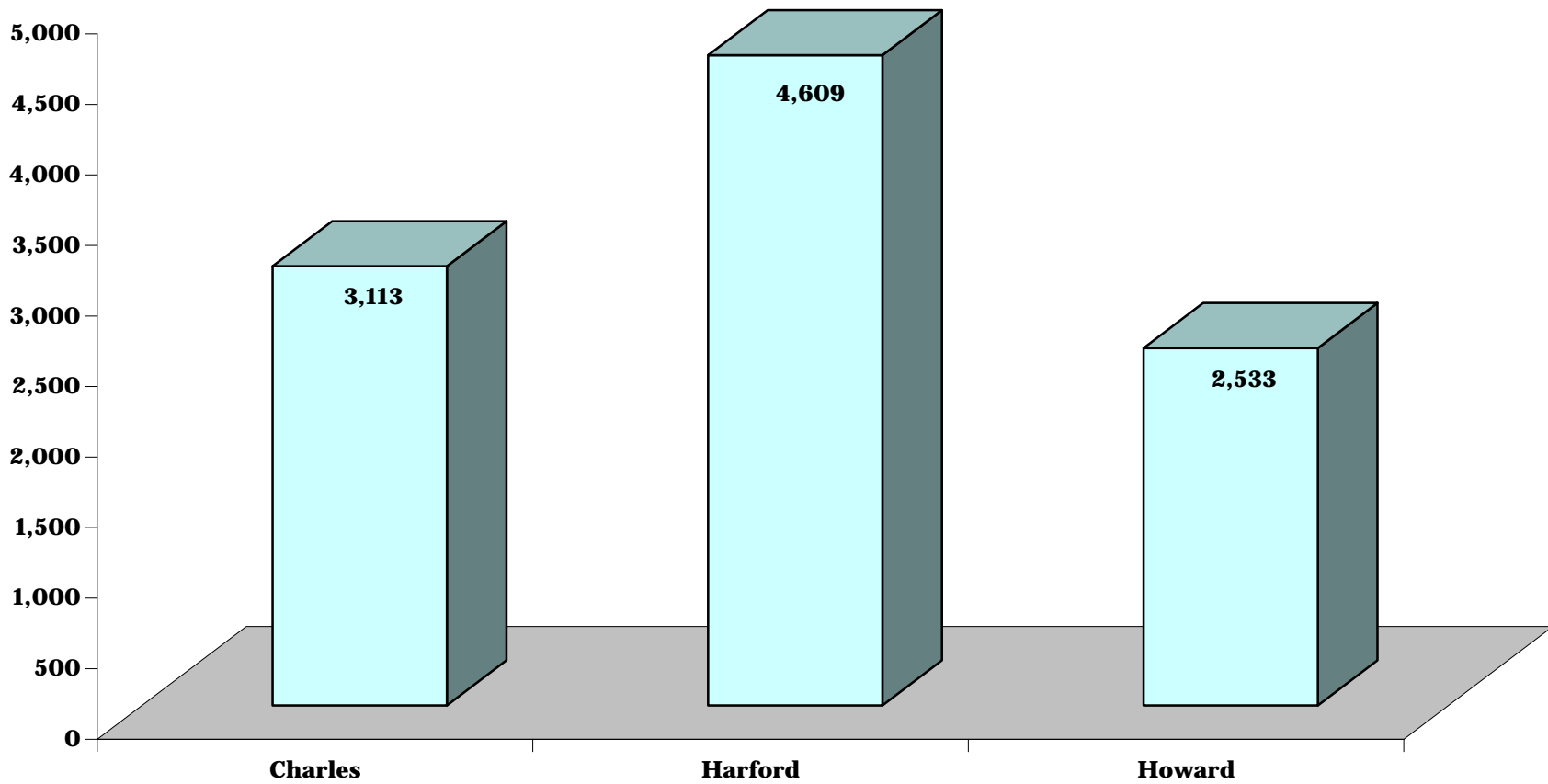
**MEDIUM-LARGE JURISDICTIONS: TOTAL CIVIL-GENERAL FILINGS  
Original and Reopened Cases  
Fiscal Year 2007**



**CHART CC-4.3.2  
CIRCUIT COURT**

**MEDIUM-LARGE JURISDICTIONS: TOTAL CIVIL-FAMILY FILINGS**

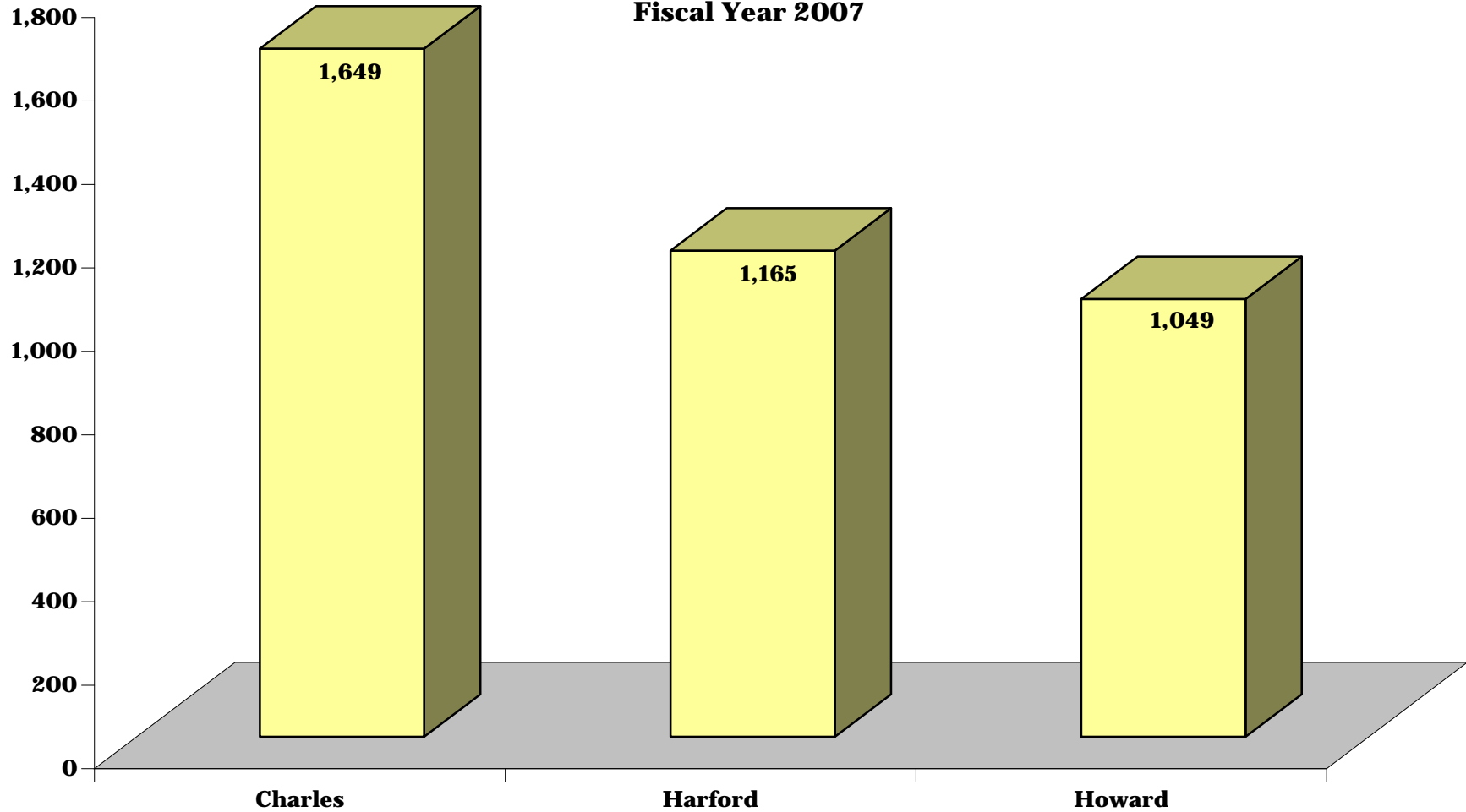
**Original and Reopened Cases  
Fiscal Year 2007**



**CHART CC-4.3.3  
CIRCUIT COURT**

**MEDIUM-LARGE JURISDICTIONS: TOTAL JUVENILE FILINGS**

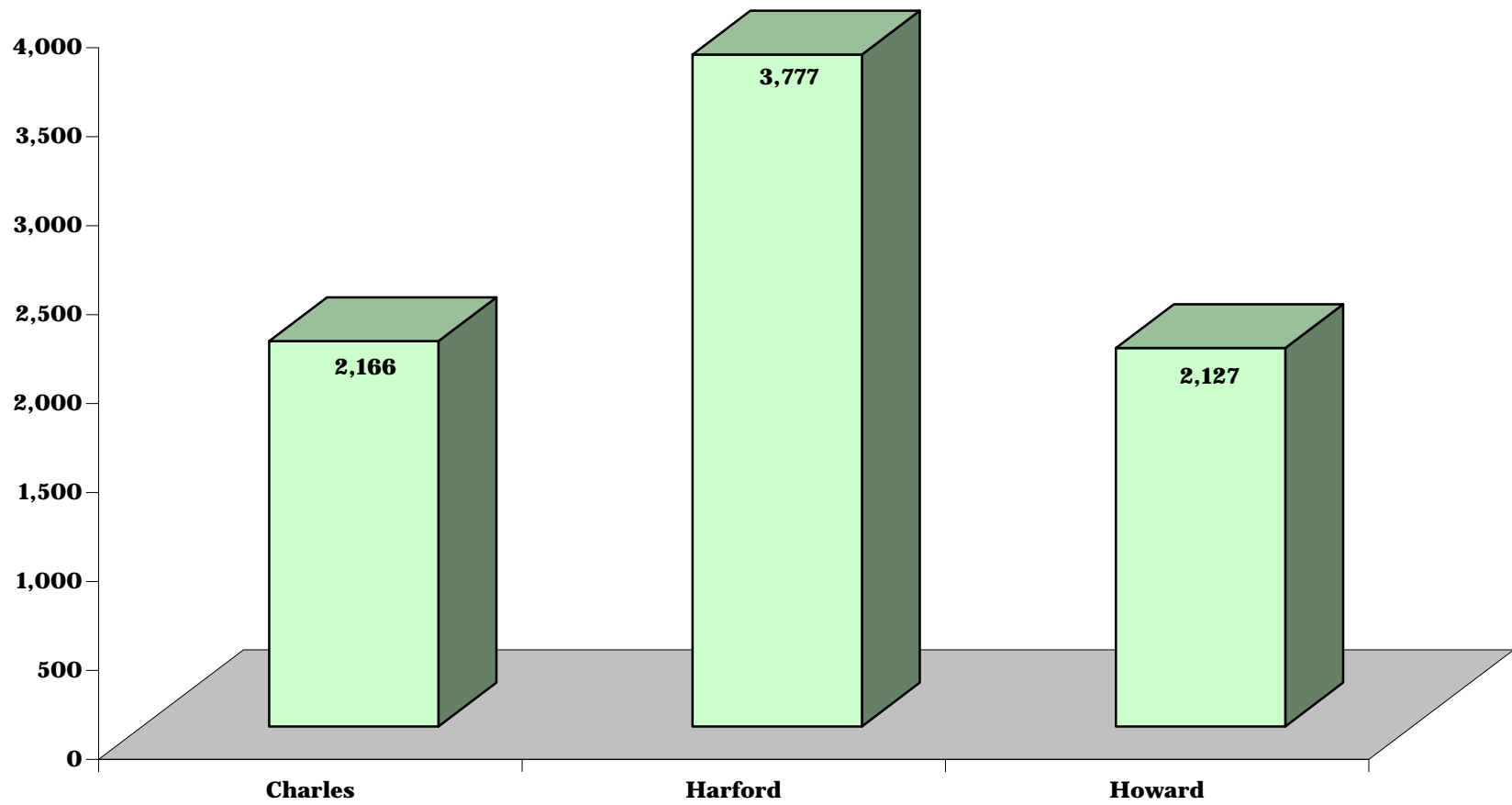
**Original and Reopened Cases  
Fiscal Year 2007**



**CHART CC-4.3.4  
CIRCUIT COURT**

**MEDIUM-LARGE JURISDICTIONS: TOTAL CRIMINAL FILINGS**

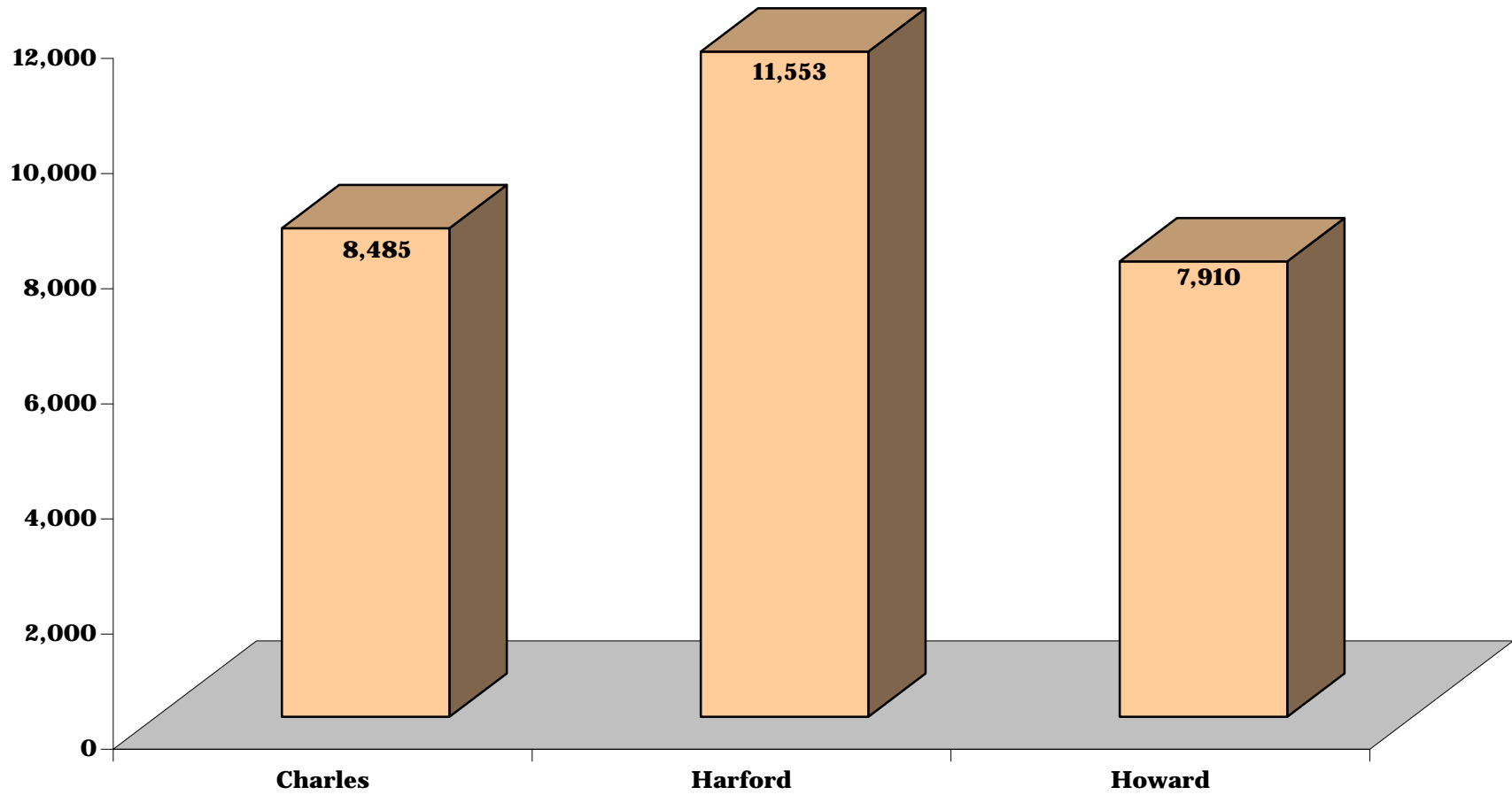
**Original and Reopened Cases  
Fiscal Year 2007**



**CHART CC-4.3.5  
CIRCUIT COURT**

**MEDIUM-LARGE JURISDICTIONS: TOTAL FILINGS**

**Original and Reopened Cases  
Fiscal Year 2007**



**TABLE CC-4.4  
CIRCUIT COURT**

**LARGE JURISDICTIONS:  
CATEGORIES OF FILINGS**

**Original and Reopened Cases  
Fiscal Year 2007**

	<b>Anne Arundel</b>	<b>Baltimore</b>	<b>Baltimore City</b>	<b>Montgomery</b>	<b>Prince George's</b>
<b>Total Civil-General</b>	<b>5,557</b>	<b>9,756</b>	<b>18,091</b>	<b>11,806</b>	<b>10,062</b>
Motor Tort	397	992	1,405	562	1,006
Other Tort	12	613	2,015	717	710
Contract	537	1,059	708	1,420	727
Condemnation	3	143	123	32	2
Cont'd Confessed Judgment	143	243	89	191	0
Other Law	244	271	1,887	5,172	399
<i>Appeals</i>					
District Court - On Record	14	58	64	90	42
District Court - De Novo	18	178	157	214	129
Administrative Agency	224	453	834	457	320
Other General	3,872	5,660	10,616	2,951	6,684
Unreported Category	93	86	193	0	43

	<b>Anne Arundel</b>	<b>Baltimore</b>	<b>Baltimore City</b>	<b>Montgomery</b>	<b>Prince George's</b>
<b>Total Civil-Family</b>	<b>7,310</b>	<b>9,874</b>	<b>11,027</b>	<b>14,139</b>	<b>15,300</b>
Divorce/Nullity	3,722	4,211	3,355	5,126	7,526
Other Domestic Relations	2,248	3,614	2,272	4,740	3,531
Adoption/Guardianship	237	284	194	1,724	94
Paternity	762	1,173	4,933	1,766	3,318
Domestic Violence	341	592	273	783	831

LARGE JURISDICTIONS: CATEGORIES OF FILINGS, page 2

	Anne Arundel	Baltimore	Baltimore City	Montgomery	Prince George's
<b>Total Juvenile</b>	<b>2,906</b>	<b>4,566</b>	<b>10,490</b>	<b>3,930</b>	<b>7,463</b>
Delinquency	2,749	4,023	8,385	3,462	7,150
Adult	1	0	1	0	0
Child in Need of Supervision	0	0	159	0	0
Child in Need of Assistance	83	382	1,268	316	255
Guardianship	19	57	215	50	24
Adoption	28	44	222	20	30
Peace Orders	26	60	200	79	0
Unreported Category	0	0	40	3	4

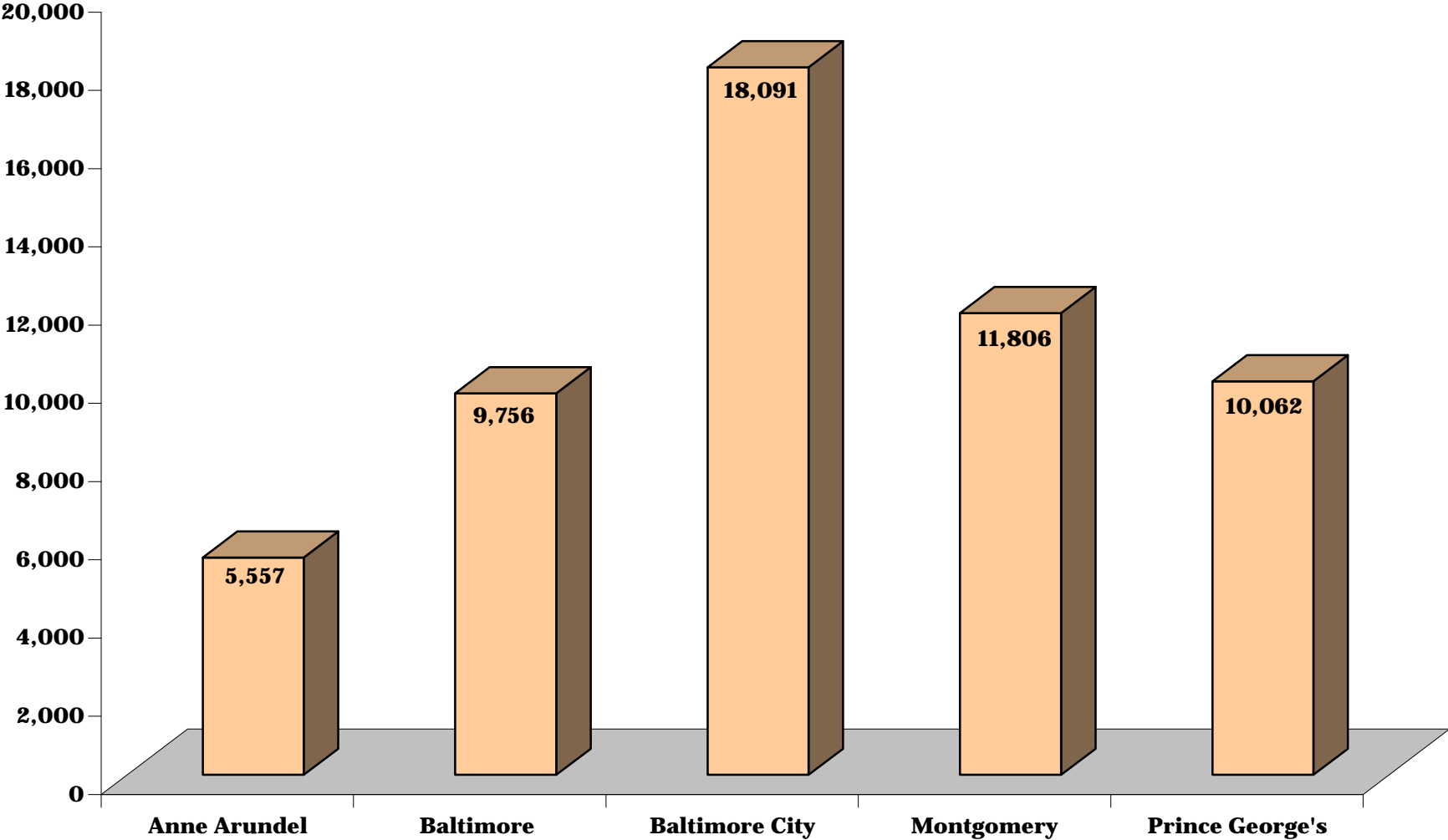
	Anne Arundel	Baltimore	Baltimore City	Montgomery	Prince George's
<b>Total Criminal</b>	<b>6,519</b>	<b>8,125</b>	<b>21,760</b>	<b>6,228</b>	<b>8,485</b>
Indictment/Information	4,363	4,439	11,400	4,277	4,040
<i>Appeals</i>					
District Court - Motor	320	491	222	568	53
District Court - Other	504	638	376	843	115
Jury Trial Prayed - Motor	435	729	817	146	1,749
Jury Trial Prayed - Other	809	1,757	8,869	333	2,183
Non Support	1	5	0	0	0
Post Conviction	9	2	52	61	0
Unreported Category	78	64	24	0	345

	Anne Arundel	Baltimore	Baltimore City	Montgomery	Prince George's
<b>TOTAL FILINGS</b>	<b>22,292</b>	<b>32,321</b>	<b>61,368</b>	<b>36,103</b>	<b>41,310</b>

**CHART CC-4.4.1  
CIRCUIT COURT**

**LARGE JURISDICTIONS: TOTAL CIVIL-GENERAL FILINGS**

**Original and Reopened Cases  
Fiscal Year 2007**

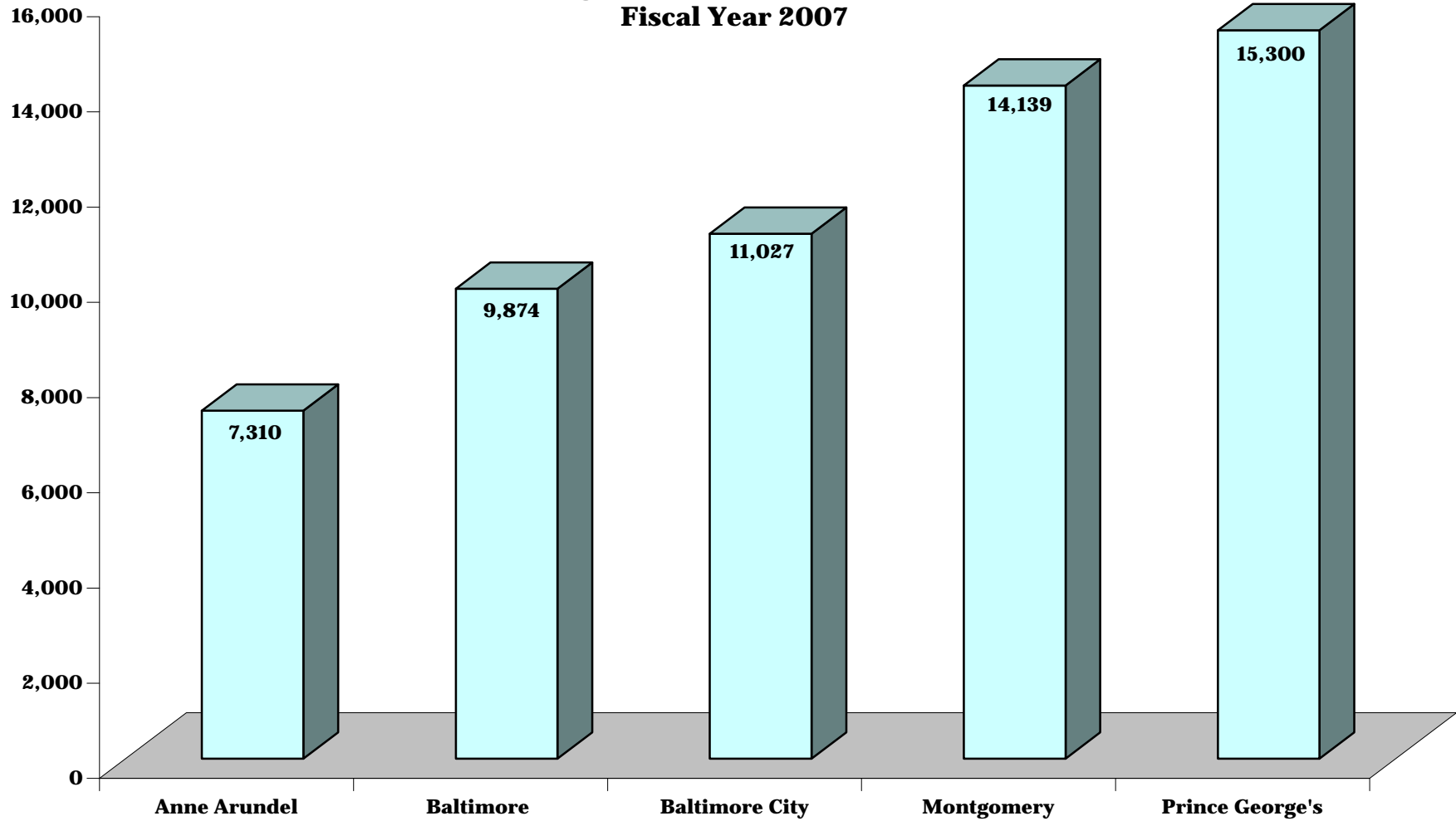




**CHART CC-4.4.2  
CIRCUIT COURT**

**LARGE JURISDICTIONS: TOTAL CIVIL-FAMILY FILINGS**

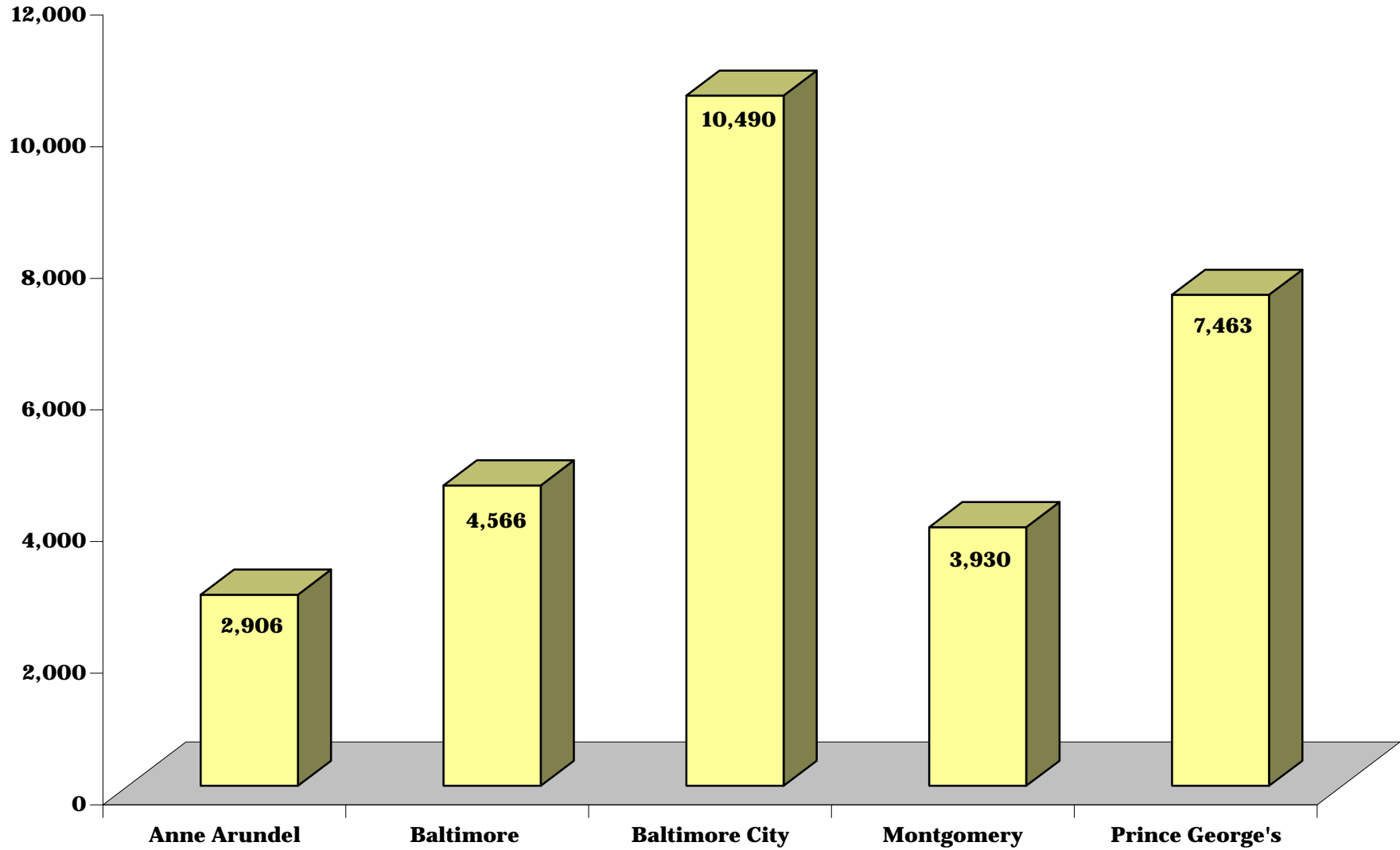
**Original and Reopened Cases  
Fiscal Year 2007**



**CHART CC-4.4.3  
CIRCUIT COURT**

**LARGE JURISDICTIONS: TOTAL JUVENILE FILINGS**

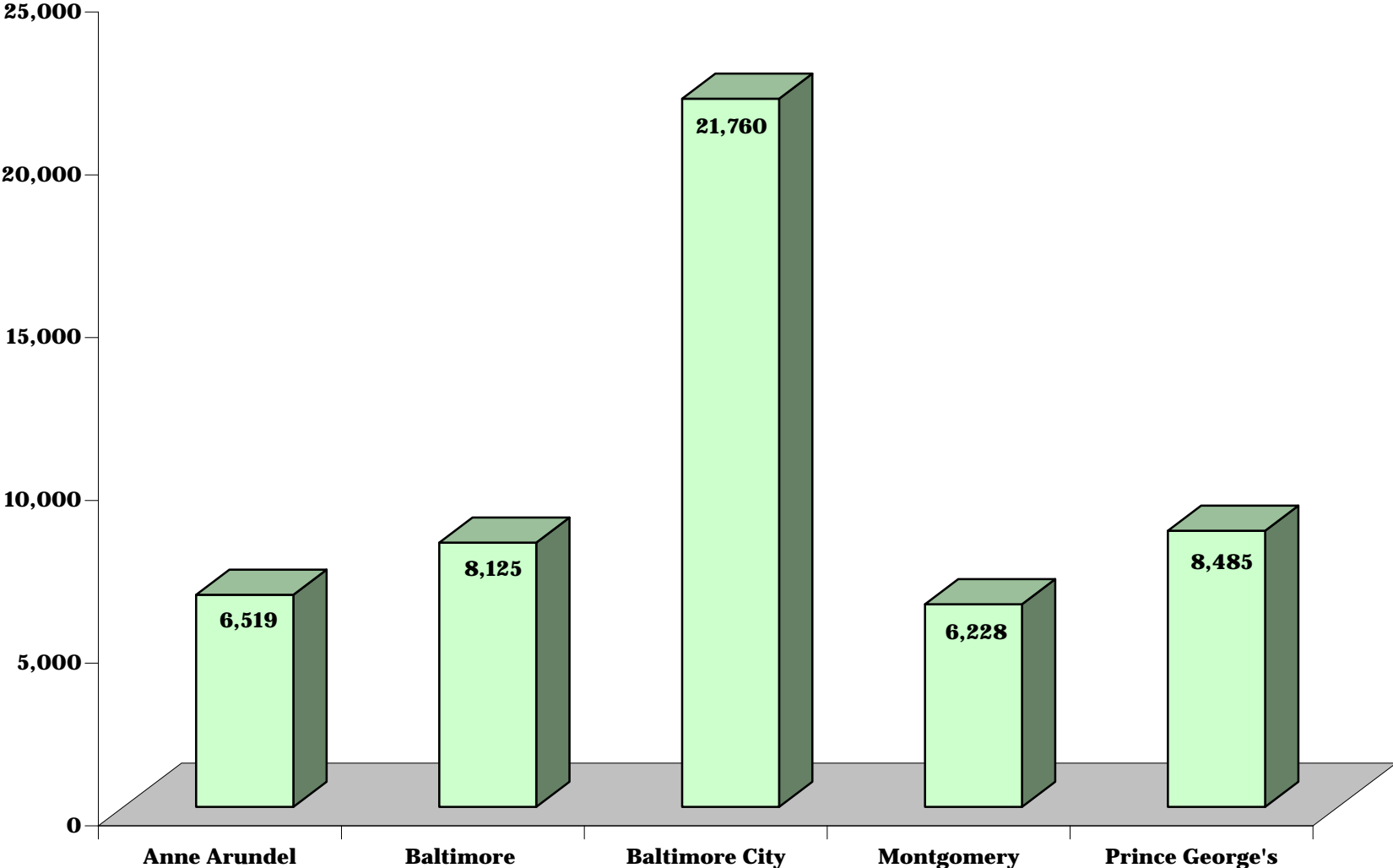
**Original and Reopened Cases  
Fiscal Year 2007**



**CHART CC-4.4.4  
CIRCUIT COURT**

**LARGE JURISDICTIONS: TOTAL CRIMINAL FILINGS**

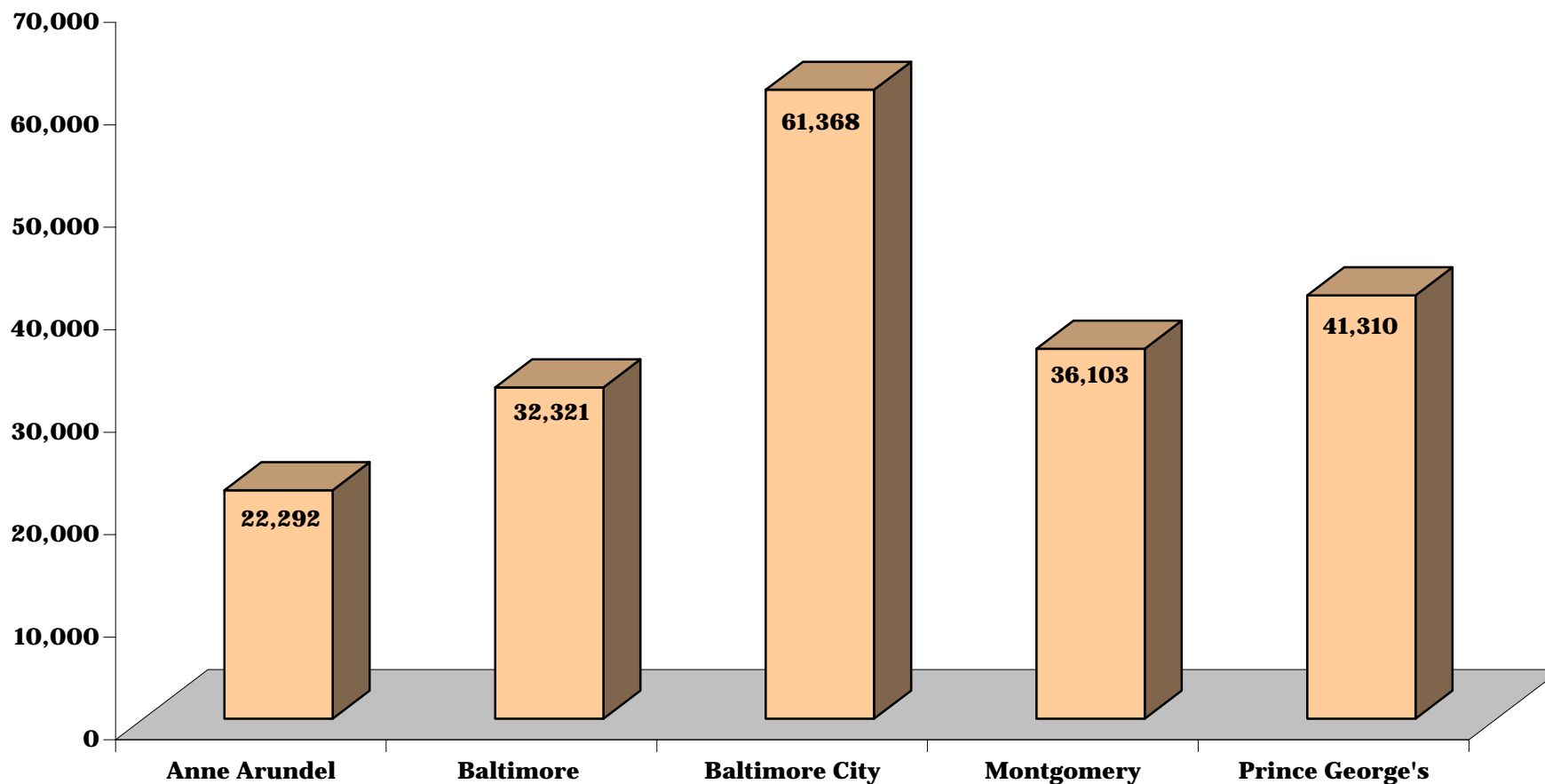
**Original and Reopened Cases  
Fiscal Year 2007**



**CHART CC-4.4.5  
CIRCUIT COURT**

**LARGE JURISDICTIONS: TOTAL FILINGS**

**Original and Reopened Cases  
Fiscal Year 2007**



**TABLE CC-5  
CIRCUIT COURT**

**CIVIL-GENERAL FILINGS AND TERMINATIONS**

**Combined Original and Reopened Cases  
3 Year Comparative Table: Fiscal Years 2005 - 2007**

	2005		2006		2007	
	Filings	Terminations	Filings	Terminations	Filings	Terminations
<b>First Circuit</b>	<b>2,598</b>	<b>2,673</b>	<b>2,638</b>	<b>2,605</b>	<b>2,869</b>	<b>2,863</b>
Dorchester	352	410	420	359	445	433
Somerset	385	407	358	369	384	389
Wicomico	823	860	833	824	890	845
Worcester	1,038	996	1,027	1,053	1,150	1,196

	2005		2006		2007	
	Filings	Terminations	Filings	Terminations	Filings	Terminations
<b>Second Circuit</b>	<b>2,477</b>	<b>2,614</b>	<b>2,595</b>	<b>2,384</b>	<b>2,774</b>	<b>2,680</b>
Caroline	271	336	283	273	320	275
Cecil	1,176	1,234	1,277	1,147	1,242	1,257
Kent	203	186	201	218	224	225
Queen Anne's	501	551	487	450	606	545
Talbot	326	307	347	296	382	378

	2005		2006		2007	
	Filings	Terminations	Filings	Terminations	Filings	Terminations
<b>Third Circuit</b>	<b>10,381</b>	<b>10,847</b>	<b>10,182</b>	<b>10,320</b>	<b>11,758</b>	<b>11,848</b>
Baltimore	8,619	9,222	8,534	8,640	9,756	10,207
Harford	1,762	1,625	1,648	1,680	2,002	1,641

	2005		2006		2007	
	Filings	Terminations	Filings	Terminations	Filings	Terminations
<b>Fourth Circuit</b>	<b>2,440</b>	<b>2,490</b>	<b>2,262</b>	<b>2,180</b>	<b>2,386</b>	<b>2,283</b>
Allegany	1,109	1,153	983	941	1,018	1,044
Garrett	298	264	279	267	246	227
Washington	1,033	1,073	1,000	972	1,122	1,012

**CIVIL-GENERAL FILINGS AND TERMINATIONS, page 2**

	2005		2006		2007	
	Filings	Terminations	Filings	Terminations	Filings	Terminations
<b>Fifth Circuit</b>	<b>9,134</b>	<b>9,790</b>	<b>8,943</b>	<b>8,670</b>	<b>9,253</b>	<b>8,621</b>
Anne Arundel	5,973	6,688	5,696	5,485	5,557	5,018
Carroll	1,251	1,126	1,318	1,308	1,495	1,617
Howard	1,910	1,976	1,929	1,877	2,201	1,986

	2005		2006		2007	
	Filings	Terminations	Filings	Terminations	Filings	Terminations
<b>Sixth Circuit</b>	<b>14,576</b>	<b>15,032</b>	<b>13,702</b>	<b>13,851</b>	<b>13,566</b>	<b>12,624</b>
Frederick	1,501	1,629	1,418	1,285	1,760	1,565
Montgomery	13,075	13,403	12,284	12,566	11,806	11,059

	2005		2006		2007	
	Filings	Terminations	Filings	Terminations	Filings	Terminations
<b>Seventh Circuit</b>	<b>12,772</b>	<b>12,491</b>	<b>11,791</b>	<b>12,801</b>	<b>13,341</b>	<b>11,677</b>
Calvert	732	746	794	791	998	822
Charles	1,368	1,482	1,216	1,235	1,557	1,278
Prince George's	10,017	9,617	9,125	10,131	10,062	8,938
St. Mary's	655	646	656	644	724	639

	2005		2006		2007	
	Filings	Terminations	Filings	Terminations	Filings	Terminations
<b>Eighth Circuit</b>	<b>17,952</b>	<b>17,198</b>	<b>17,471</b>	<b>16,021</b>	<b>18,091</b>	<b>16,472</b>
Baltimore City	17,952	17,198	17,471	16,021	18,091	16,472

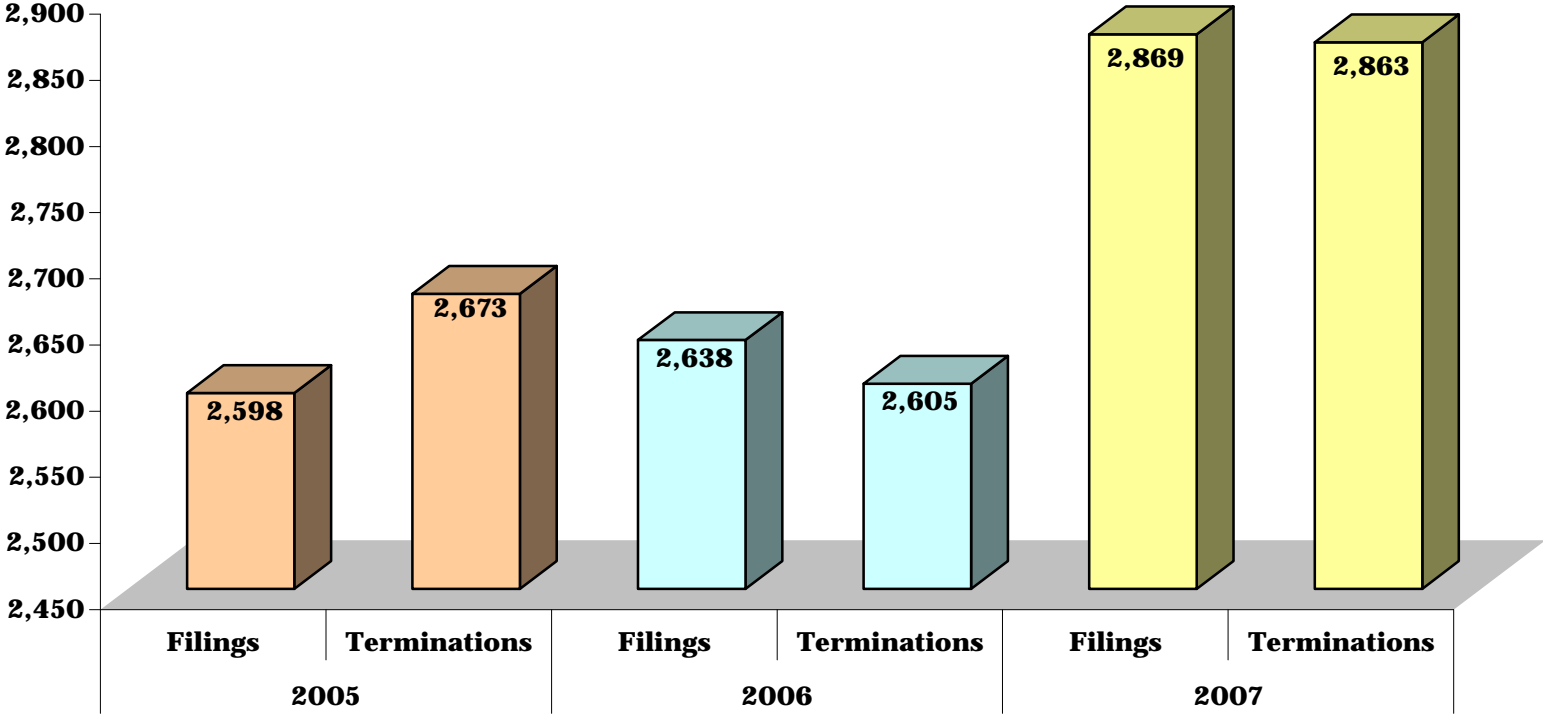
	2005		2006		2007	
	Filings	Terminations	Filings	Terminations	Filings	Terminations
<b>STATE TOTALS</b>	<b>72,330</b>	<b>73,135</b>	<b>69,584</b>	<b>68,832</b>	<b>74,038</b>	<b>69,068</b>

**CHART CC-5.1  
CIRCUIT COURT**

**1st CIRCUIT  
Dorchester, Somerset, Wicomico and Worcester Counties**

**CIVIL-GENERAL FILINGS AND TERMINATIONS**

**3 Year Comparative Data: Fiscal Years 2006 - 2007**

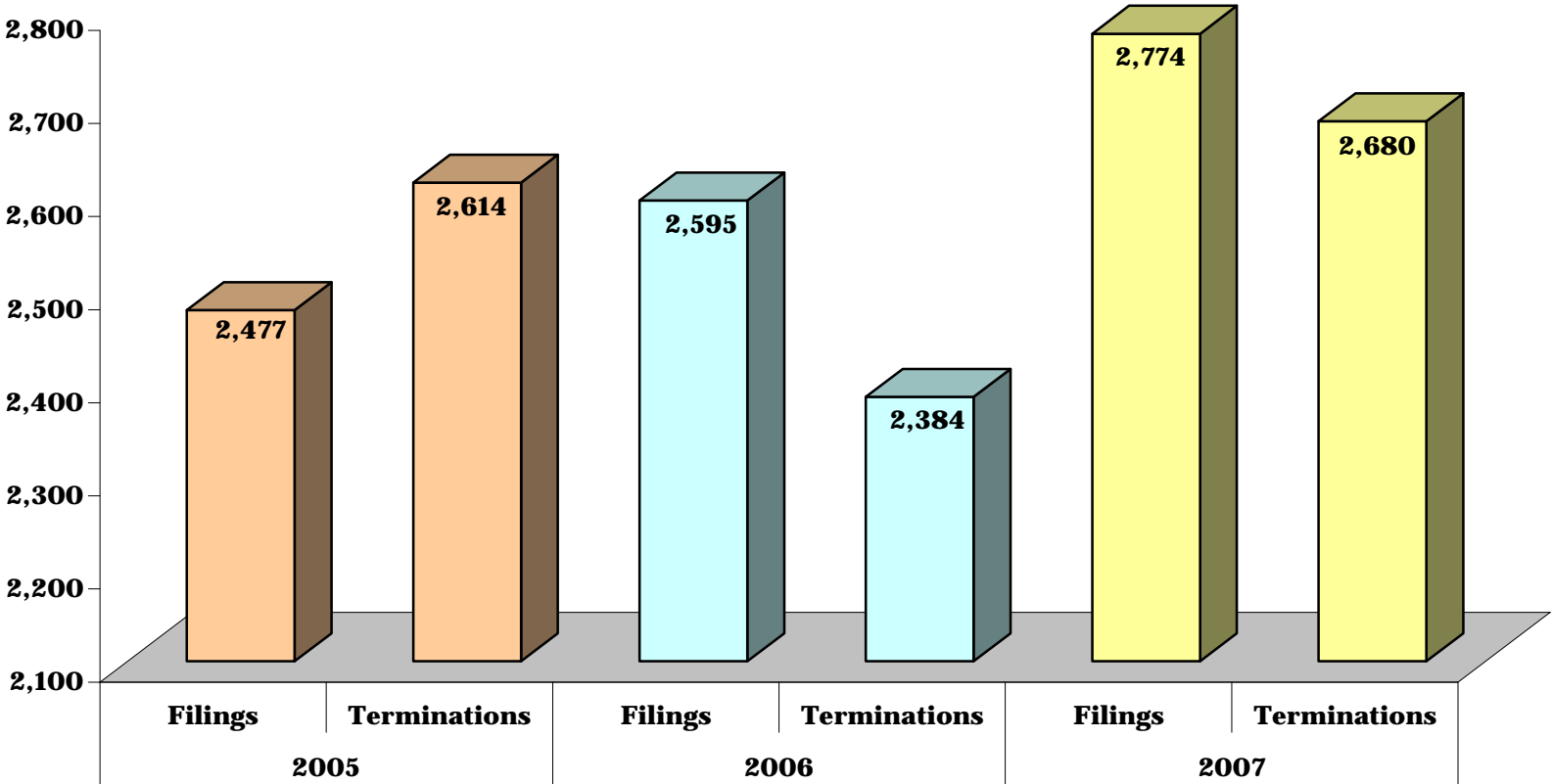


**CHART CC-5.2  
CIRCUIT COURT**

**2nd CIRCUIT  
Caroline, Cecil, Kent, Queen Anne's and Talbot's Counties**

**CIVIL-GENERAL FILINGS AND TERMINATIONS**

**3 Year Comparative Data: Fiscal Years 2005 - 2007**



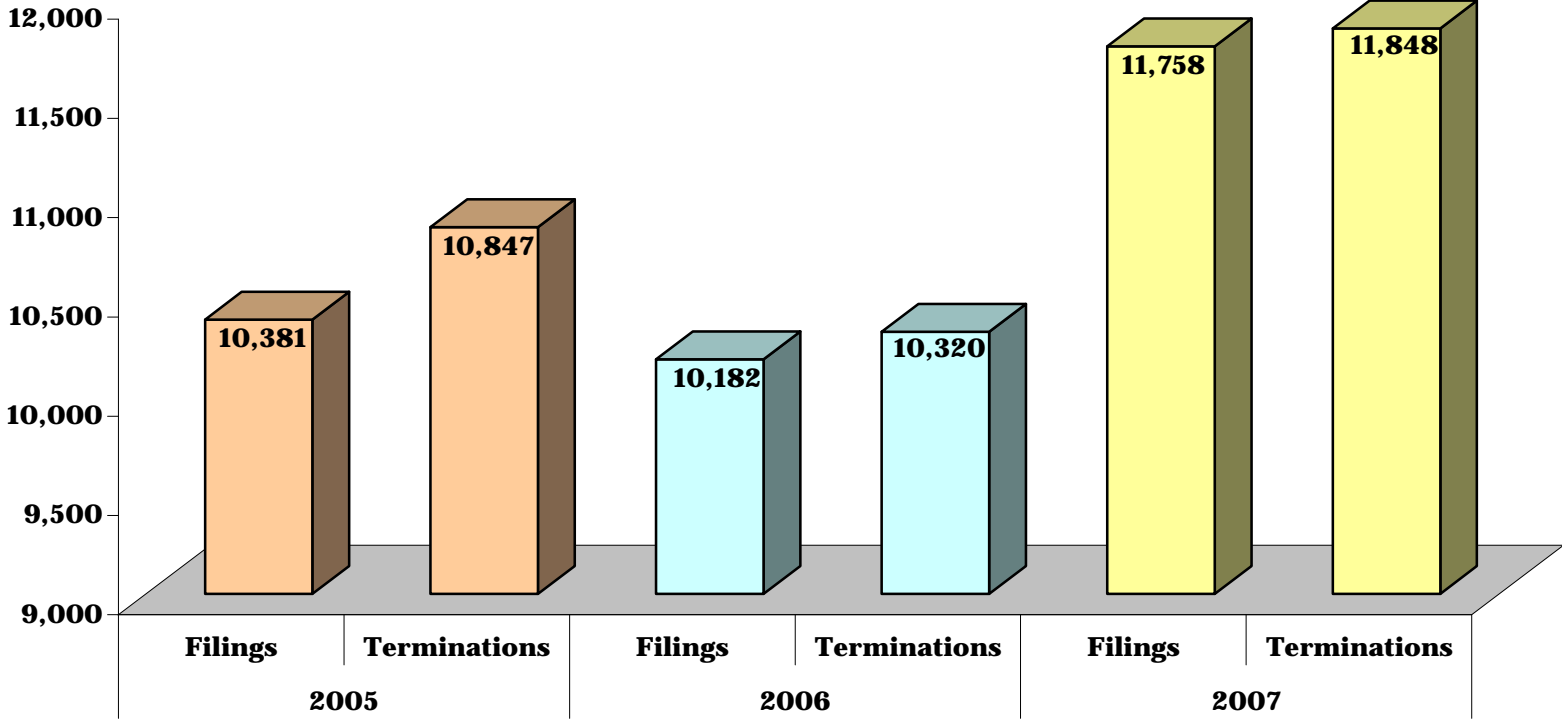


**CHART CC-5.3  
CIRCUIT COURT**

**3rd CIRCUIT  
Baltimore and Harford Counties**

**CIVIL-GENERAL FILINGS AND TERMINATIONS**

**3 Year Comparative Data: Fiscal Years 2005 - 2007**

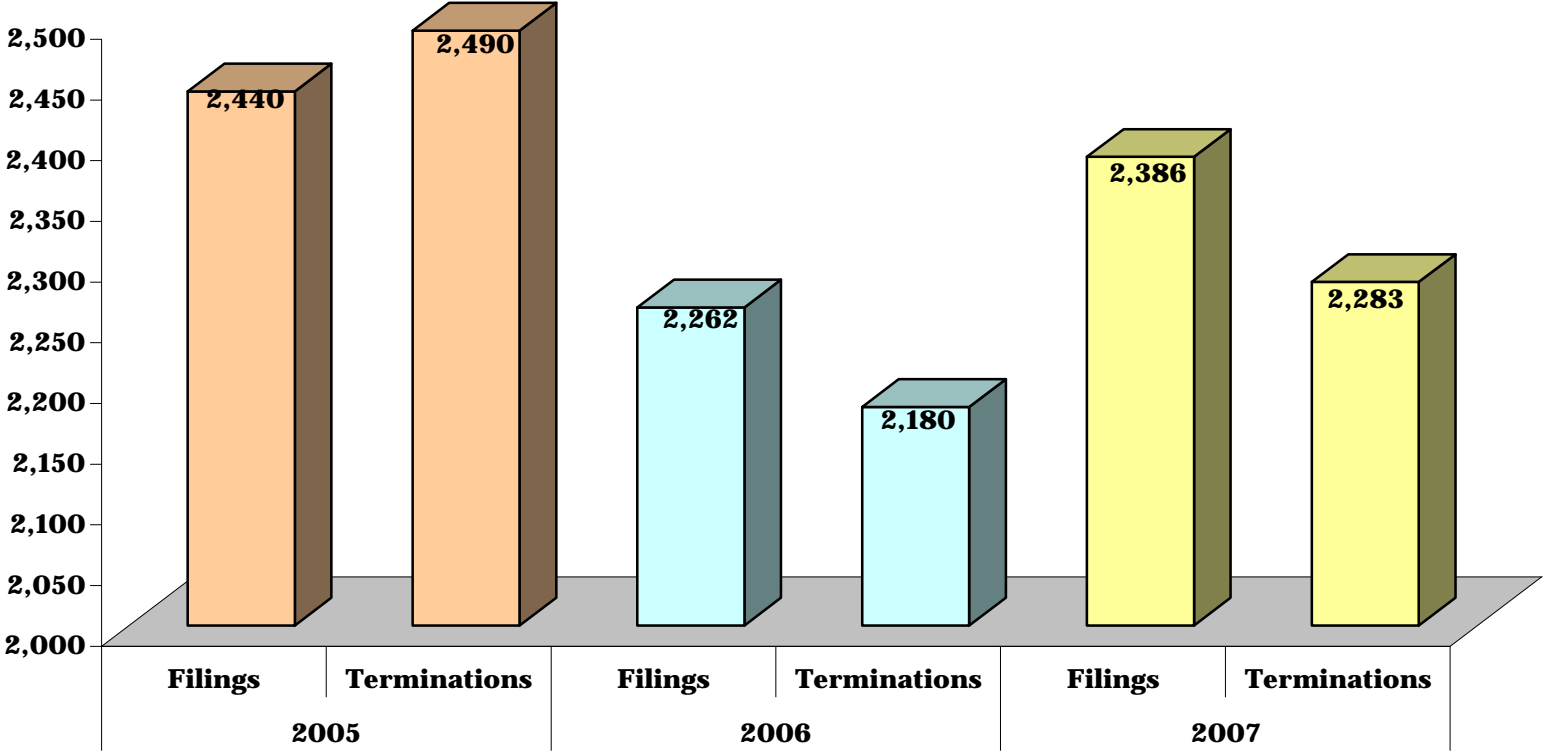


**CHART CC-5.4  
CIRCUIT COURT**

**4th CIRCUIT  
Allegany, Garrett and Washington Counties**

**CIVIL-GENERAL FILINGS AND TERMINATIONS**

**3 Year Comparative Data: Fiscal Years 2005 - 2007**

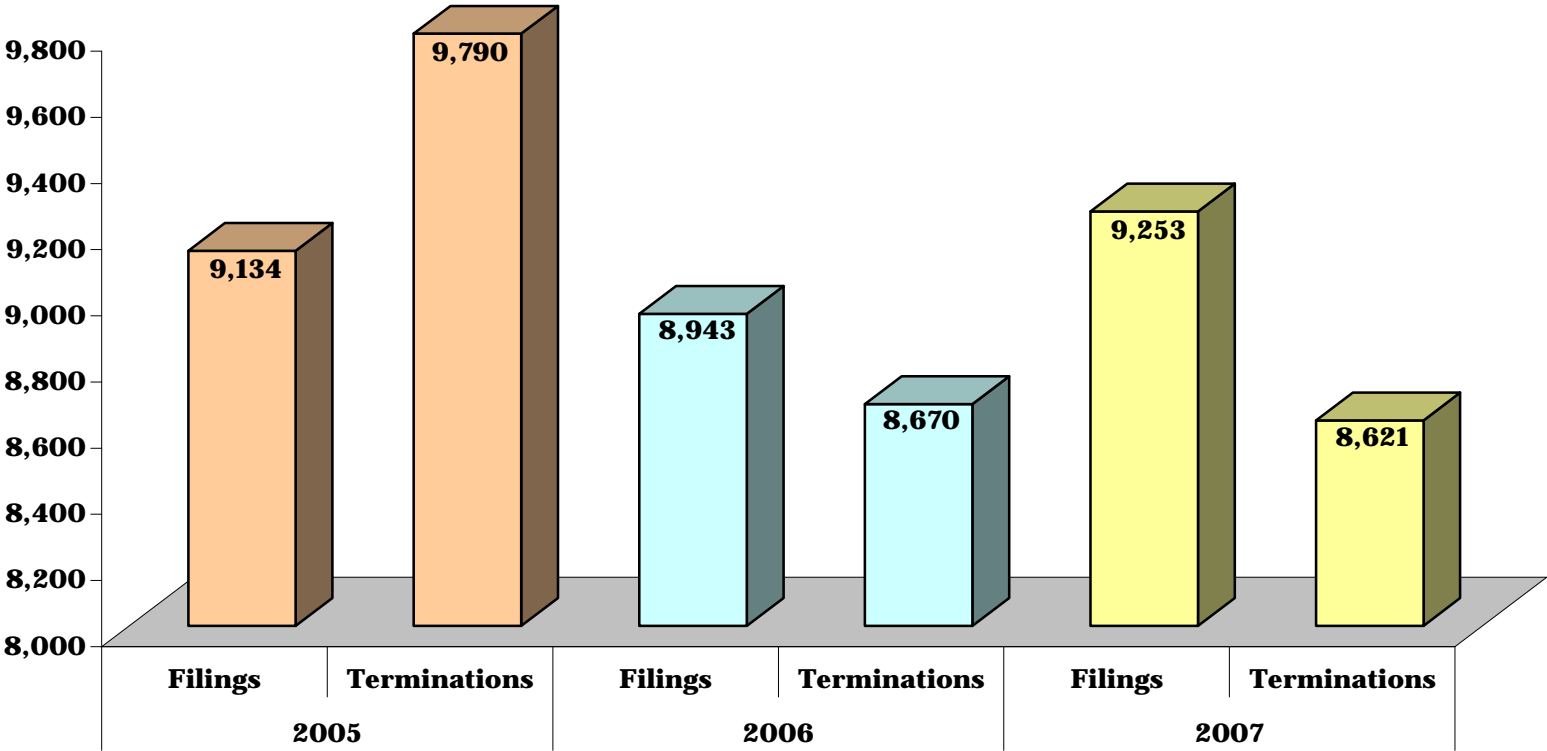


**CHART CC-5.5  
CIRCUIT COURT**

**5th CIRCUIT  
Anne Arundel, Carroll and Howard Counties**

**CIVIL-GENERAL FILINGS AND TERMINATIONS**

**3 Year Comparative Data: Fiscal Years 2005 - 2007**

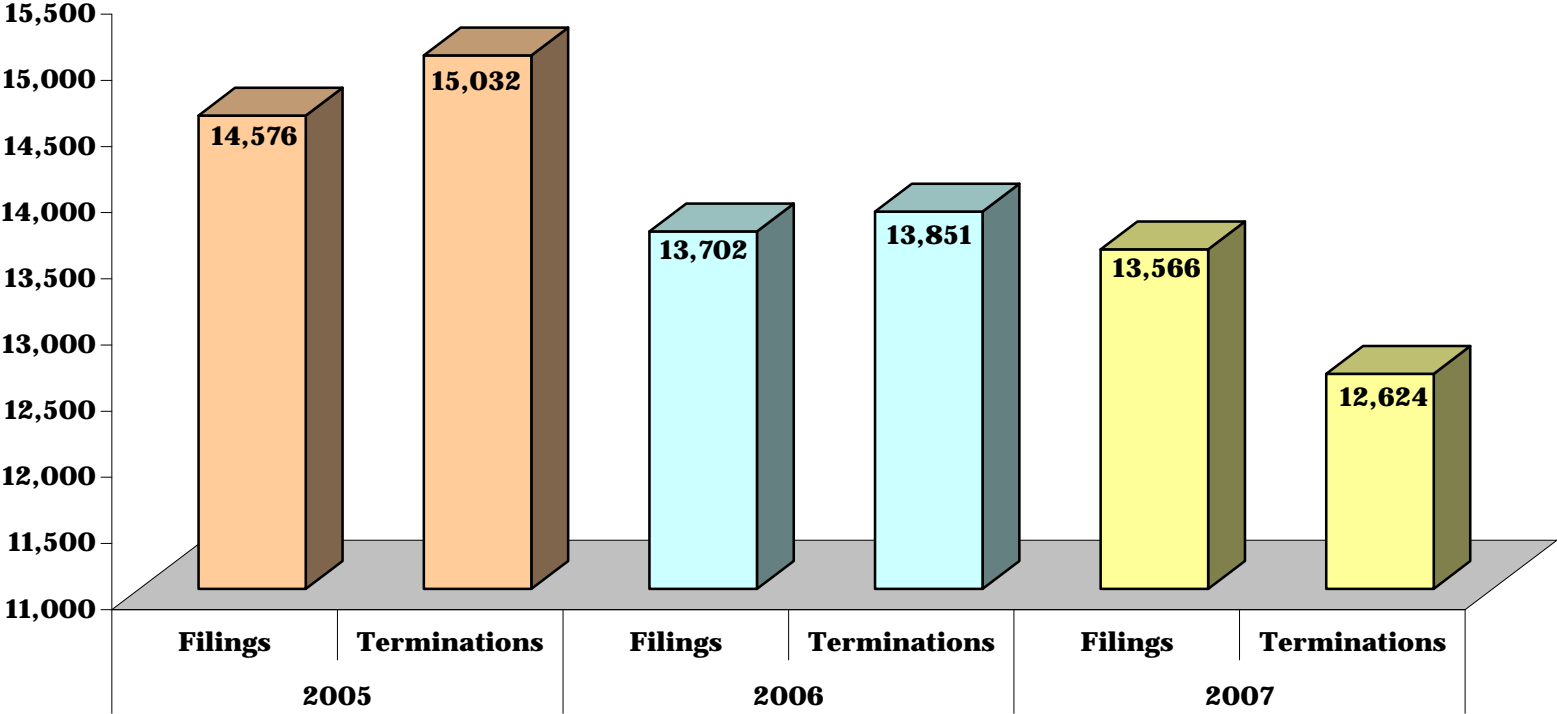


**CHART CC-5.6  
CIRCUIT COURT**

**6th CIRCUIT  
Frederick and Montgomery Counties**

**CIVIL-GENERAL FILINGS AND TERMINATIONS**

**3 Year Comparative Data: Fiscal Years 2005 - 2007**

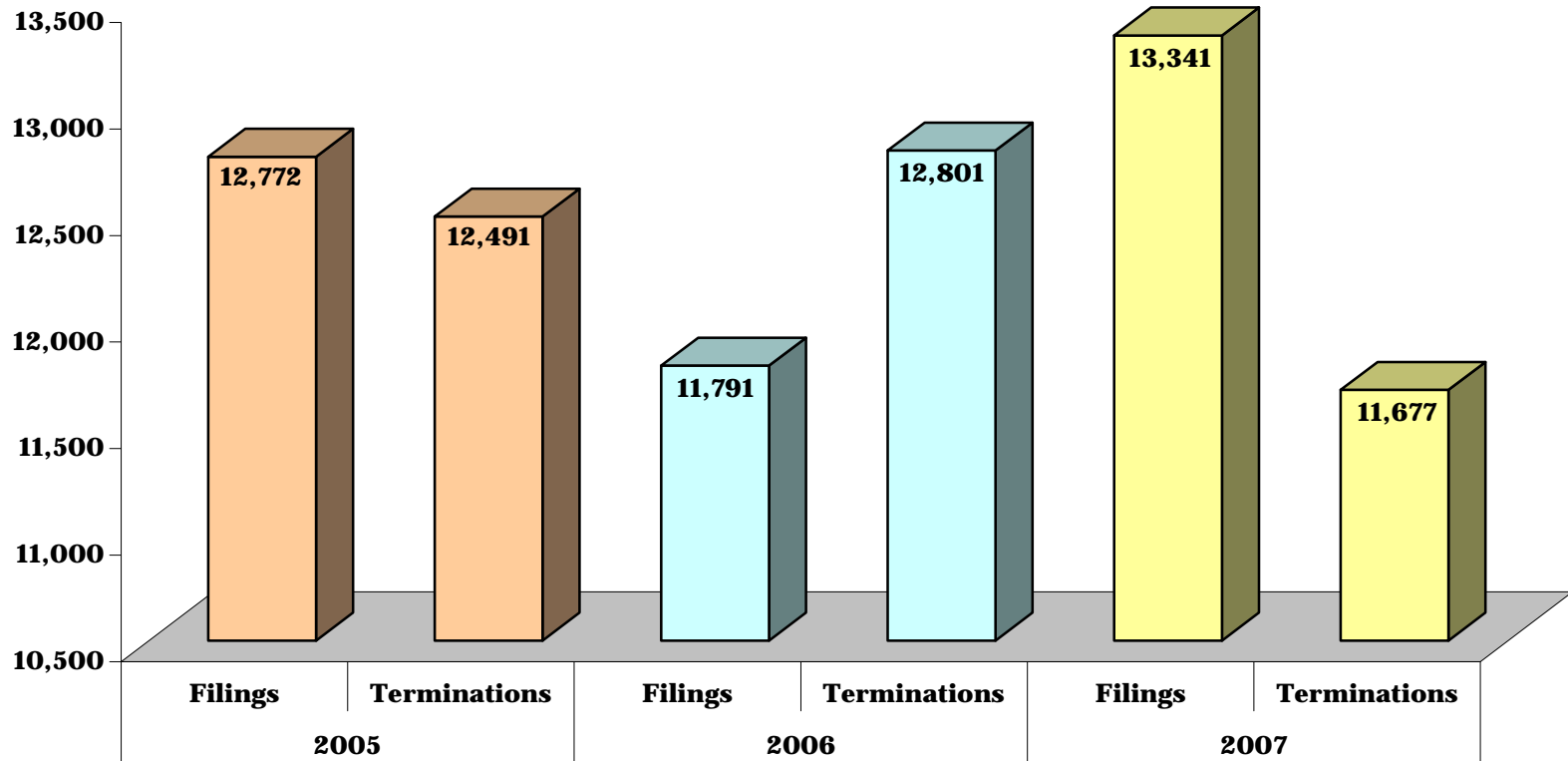


**CHART CC-5.7  
CIRCUIT COURT**

**7th CIRCUIT  
Calvert, Charles, Prince George's and St. Mary's Counties**

**CIVIL-GENERAL FILINGS AND TERMINATIONS**

**3 Year Comparative Data: Fiscal Years 2005 - 2007**

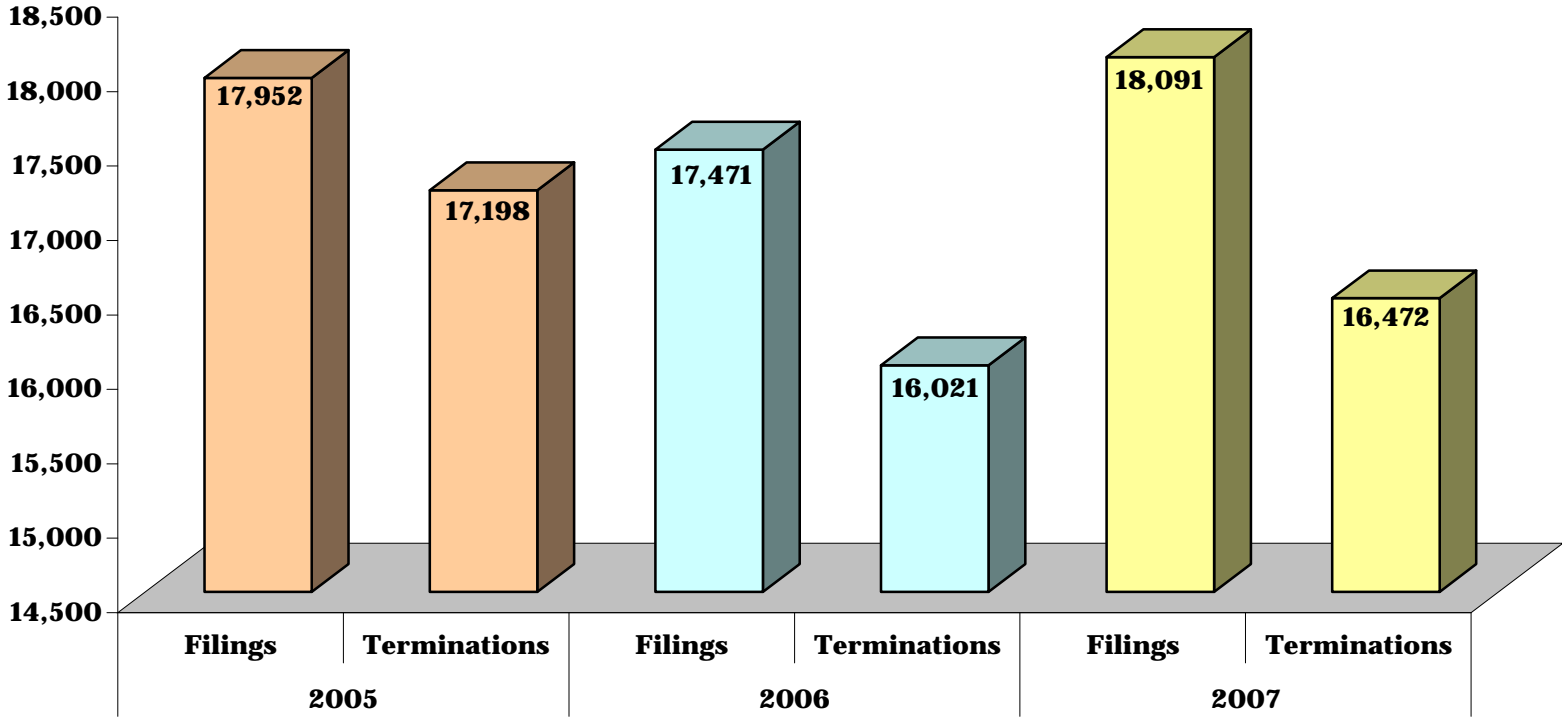


**CHART CC-5.8  
CIRCUIT COURT**

**8th CIRCUIT  
Baltimore City**

**CIVIL-GENERAL FILINGS AND TERMINATIONS**

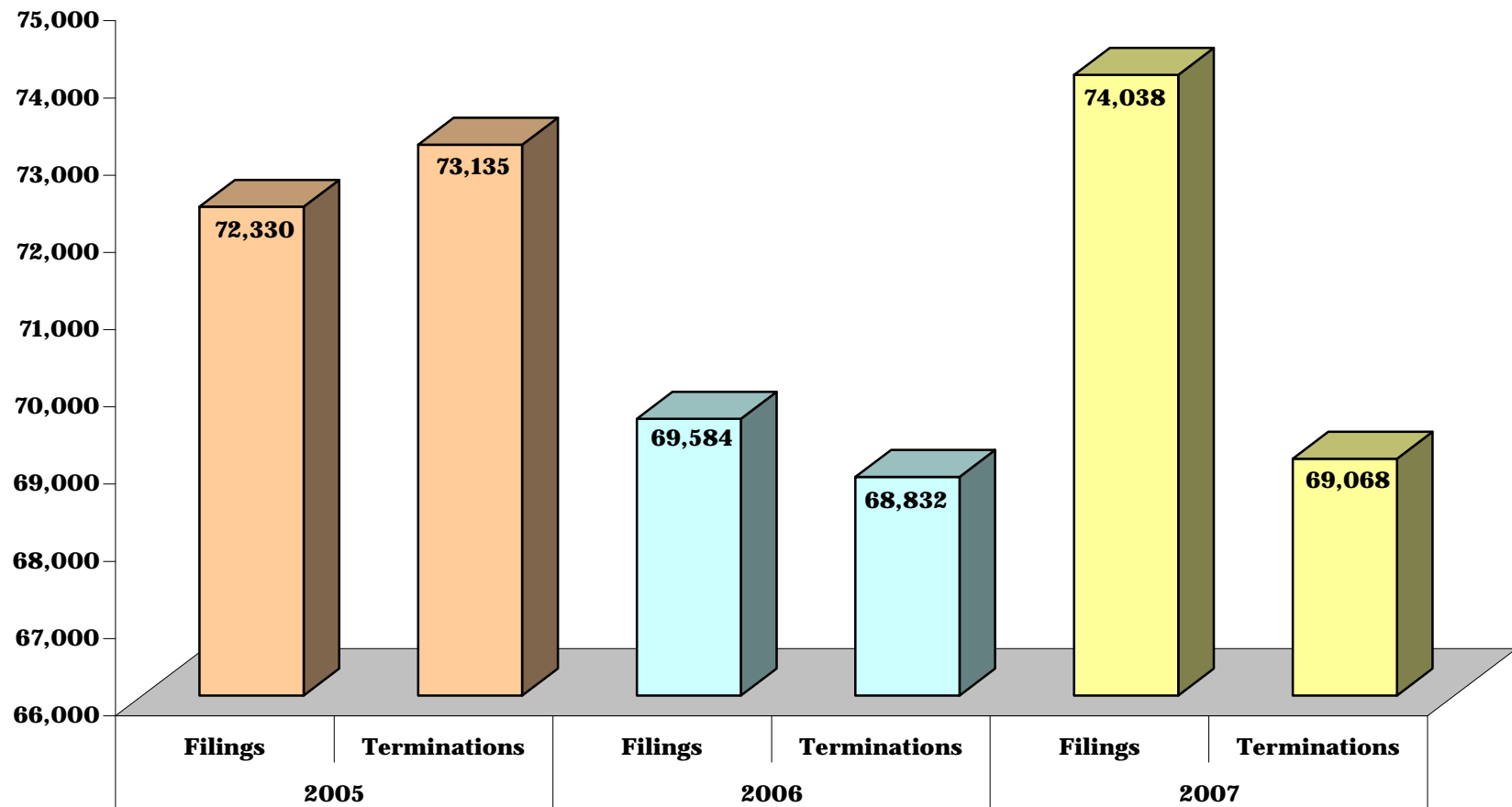
**3 Year Comparative Data: Fiscal Years 2005 - 2007**



**CHART CC-5.9  
CIRCUIT COURT**

**STATE TOTALS  
CIVIL-GENERAL FILINGS AND TERMINATIONS**

**3 Year Comparative Data: Fiscal Years 2005 - 2007**



**TABLE CC-6  
CIRCUIT COURT**

**CIVIL-FAMILY FILINGS AND TERMINATIONS**

**Filed and Terminated  
3 Year Comparative Table: Fiscal Years 2005 - 2007**

	2005		2006		2007	
	Filings	Terminations	Filings	Terminations	Filings	Terminations
<b>First Circuit</b>	<b>5,932</b>	<b>5,721</b>	<b>5,890</b>	<b>5,734</b>	<b>6,072</b>	<b>6,173</b>
Dorchester	1,018	984	992	963	954	961
Somerset	1,117	1,155	1,181	1,164	1,272	1,237
Wicomico	2,000	1,953	2,069	2,007	2,221	2,212
Worcester	1,797	1,629	1,648	1,600	1,625	1,763

	2005		2006		2007	
	Filings	Terminations	Filings	Terminations	Filings	Terminations
<b>Second Circuit</b>	<b>5,518</b>	<b>5,496</b>	<b>5,602</b>	<b>5,150</b>	<b>5,540</b>	<b>5,232</b>
Caroline	971	891	1,056	969	1,185	1,132
Cecil	2,718	2,945	2,583	2,299	2,473	2,252
Kent	556	564	520	558	553	521
Queen Anne's	547	505	694	617	630	667
Talbot	726	591	749	707	699	660

	2005		2006		2007	
	Filings	Terminations	Filings	Terminations	Filings	Terminations
<b>Third Circuit</b>	<b>13,371</b>	<b>13,918</b>	<b>13,836</b>	<b>12,484</b>	<b>14,483</b>	<b>14,029</b>
Baltimore	9,245	9,366	9,184	8,029	9,874	10,076
Harford	4,126	4,552	4,652	4,455	4,609	3,953

	2005		2006		2007	
	Filings	Terminations	Filings	Terminations	Filings	Terminations
<b>Fourth Circuit</b>	<b>7,018</b>	<b>6,784</b>	<b>7,125</b>	<b>6,680</b>	<b>7,544</b>	<b>7,543</b>
Allegany	1,796	1,668	1,912	1,802	2,086	2,091
Garrett	617	568	583	529	654	618
Washington	4,605	4,548	4,630	4,349	4,804	4,834



**CIVIL-FAMILY FILINGS AND TERMINATIONS, page 2**

	2005		2006		2007	
	Filings	Terminations	Filings	Terminations	Filings	Terminations
<b>Fifth Circuit</b>	<b>12,057</b>	<b>13,154</b>	<b>11,713</b>	<b>11,495</b>	<b>12,036</b>	<b>11,347</b>
Anne Arundel	7,593	9,047	7,399	7,240	7,310	6,615
Carroll	2,038	1,877	1,984	1,989	2,193	2,131
Howard	2,426	2,230	2,330	2,266	2,533	2,601

	2005		2006		2007	
	Filings	Terminations	Filings	Terminations	Filings	Terminations
<b>Sixth Circuit</b>	<b>14,416</b>	<b>14,061</b>	<b>14,763</b>	<b>14,587</b>	<b>17,611</b>	<b>17,482</b>
Frederick	3,302	2,996	3,320	3,266	3,472	3,207
Montgomery	11,114	11,065	11,443	11,321	14,139	14,275

	2005		2006		2007	
	Filings	Terminations	Filings	Terminations	Filings	Terminations
<b>Seventh Circuit</b>	<b>22,000</b>	<b>21,861</b>	<b>22,307</b>	<b>20,457</b>	<b>23,628</b>	<b>20,917</b>
Calvert	2,869	2,789	2,944	2,752	2,898	2,681
Charles	3,114	2,914	3,013	2,744	3,113	2,840
Prince George's	13,995	14,202	14,221	13,061	15,300	13,360
St. Mary's	2,022	1,956	2,129	1,900	2,317	2,036

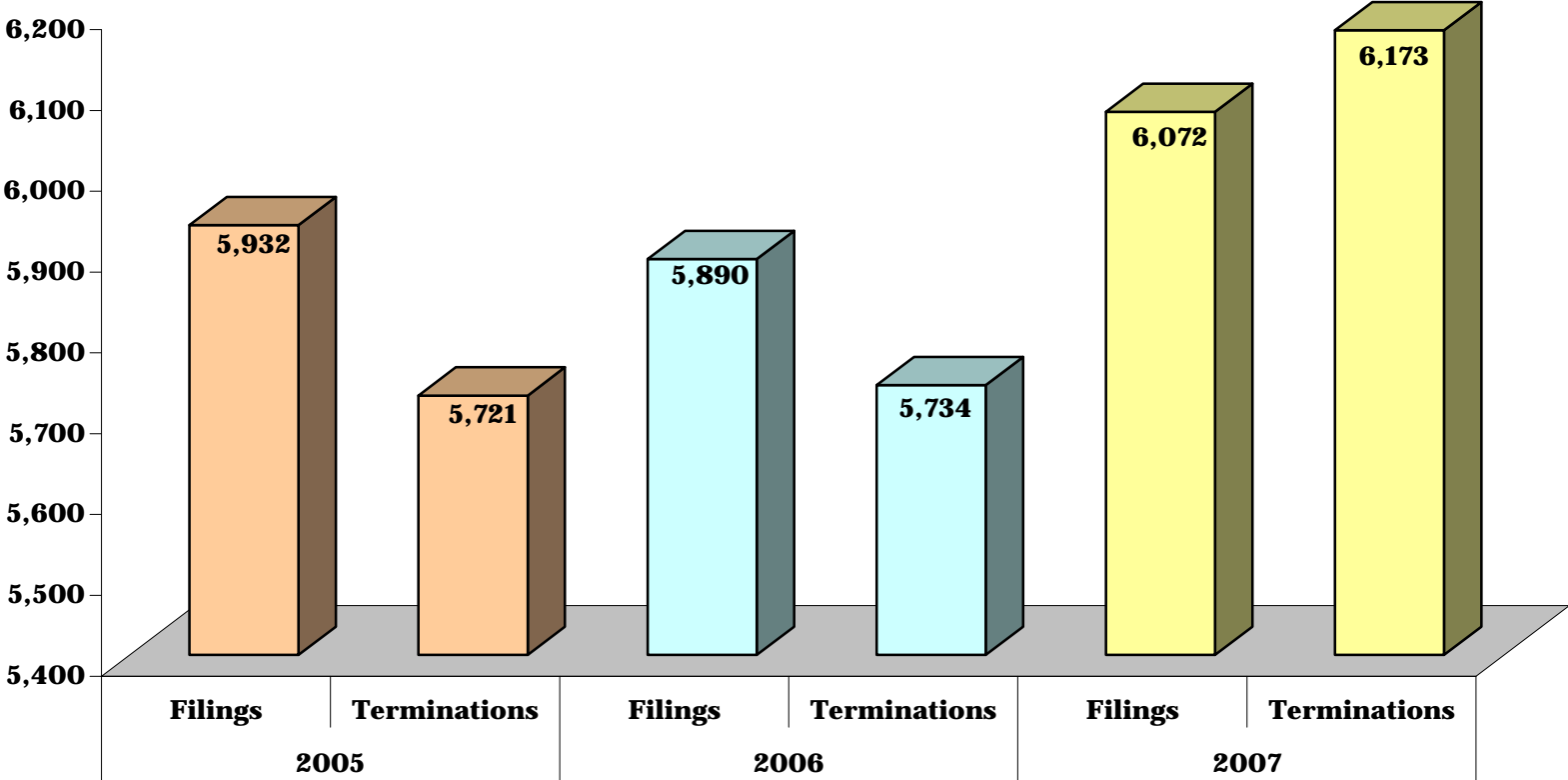
	2005		2006		2007	
	Filings	Terminations	Filings	Terminations	Filings	Terminations
<b>Eighth Circuit</b>	<b>11,384</b>	<b>15,253</b>	<b>11,757</b>	<b>10,660</b>	<b>11,027</b>	<b>10,671</b>
Baltimore City	11,384	15,253	11,757	10,660	11,027	10,671

	2005		2006		2007	
	Filings	Terminations	Filings	Terminations	Filings	Terminations
<b>STATE TOTALS</b>	<b>91,696</b>	<b>96,248</b>	<b>92,993</b>	<b>87,247</b>	<b>97,941</b>	<b>93,394</b>

**CHART CC-6.1  
CIRCUIT COURT**

**1st CIRCUIT  
Dorchester, Somerset, Wicomico and Worcester Counties**

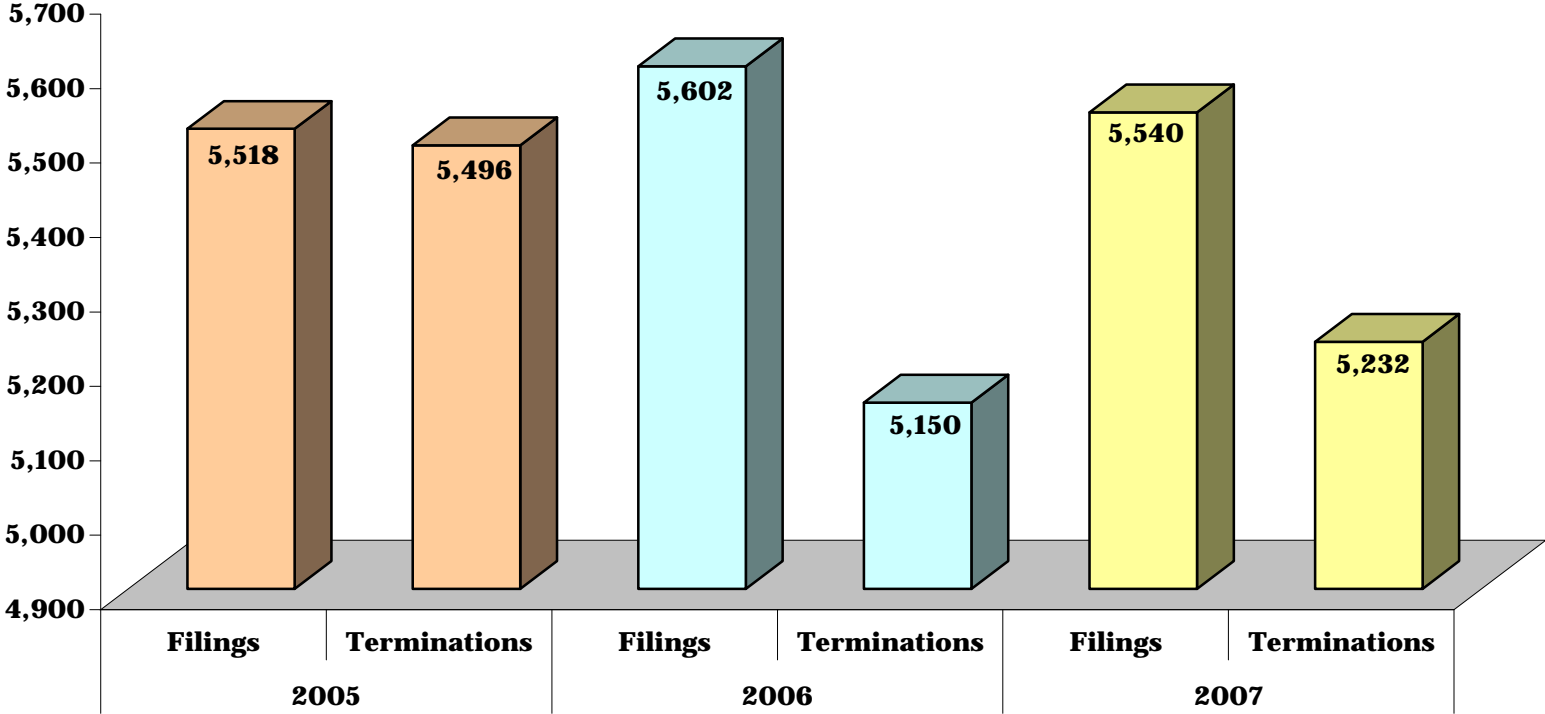
**CIVIL-FAMILY FILINGS AND TERMINATIONS  
3 Year Comparative Data: Fiscal Years 2005 - 2007**



**CHART CC-6.2  
CIRCUIT COURT**

**2nd CIRCUIT  
Caroline, Cecil, Kent, Queen Anne's and Talbot Counties**

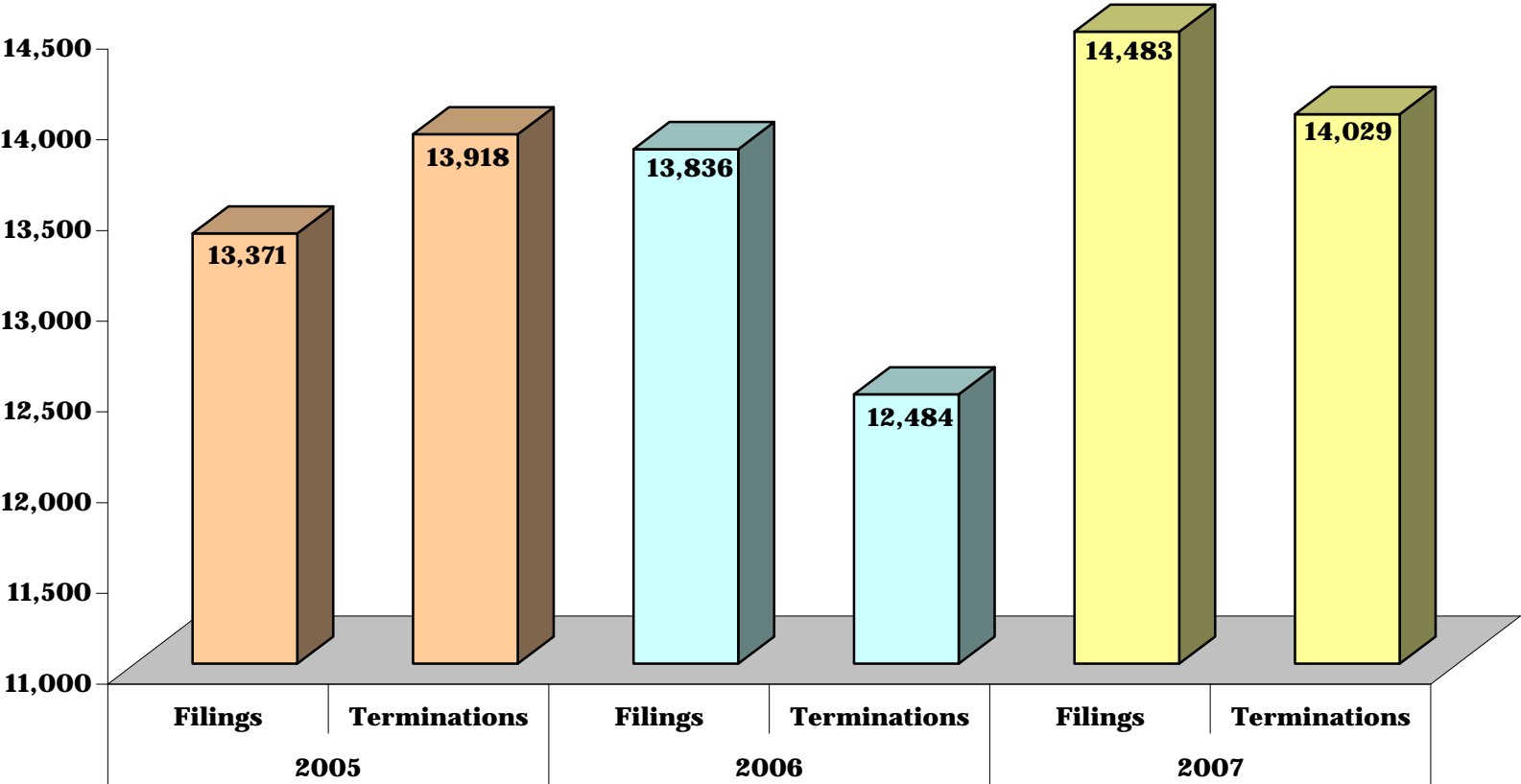
**CIVIL-FAMILY FILINGS AND TERMINATIONS  
3 Year Comparative Data: Fiscal Years 2005 - 2007**



**CHART CC-6.3  
CIRCUIT COURT**

**3rd CIRCUIT  
Baltimore and Harford Counties**

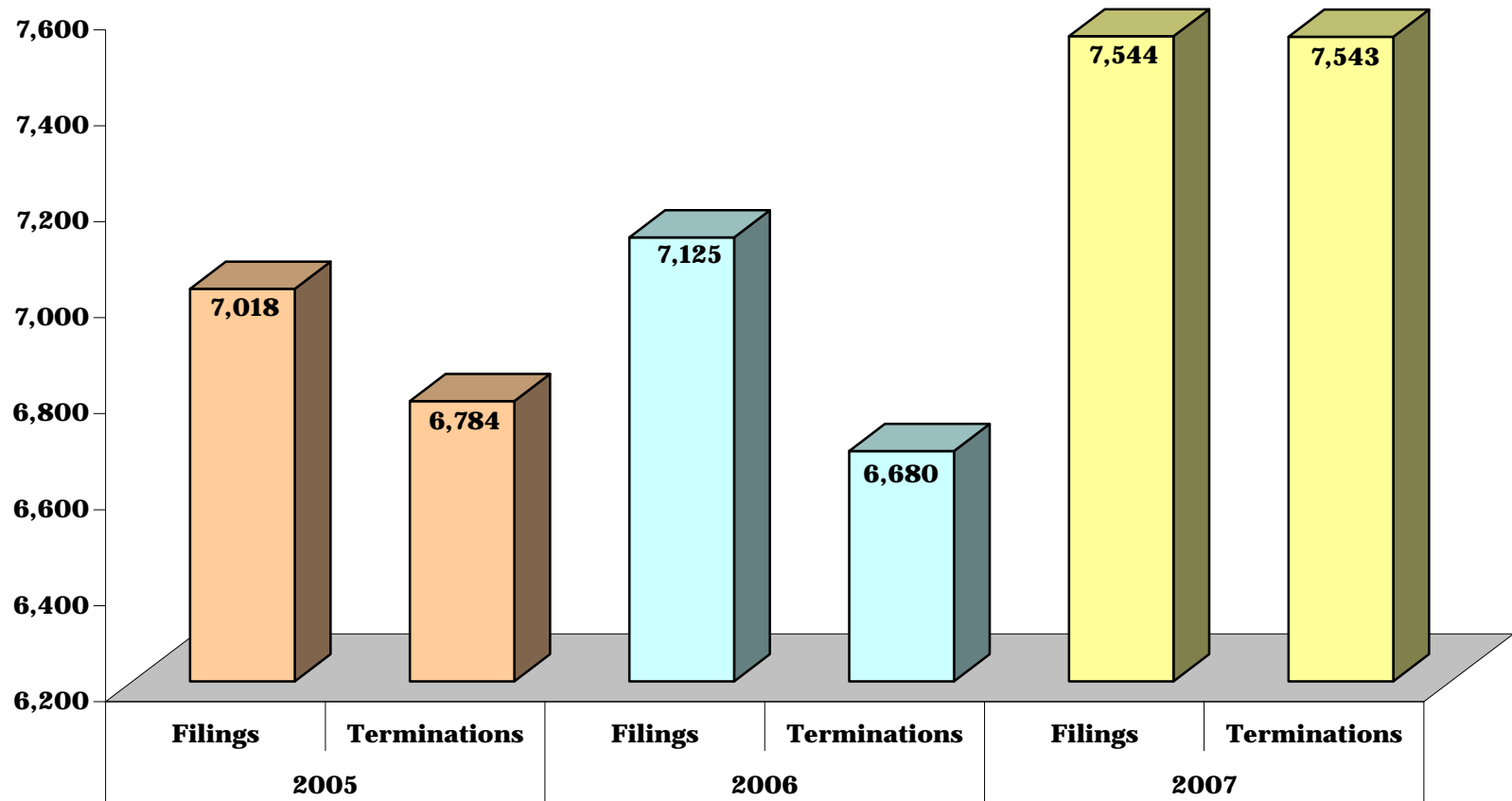
**CIVIL-FAMILY FILINGS AND TERMINATIONS  
3 Year Comparative Data: Fiscal Years 2005 - 2007**



**CHART CC-6.4  
CIRCUIT COURT**

**4th CIRCUIT  
Allegany, Garrett and Washington Counties**

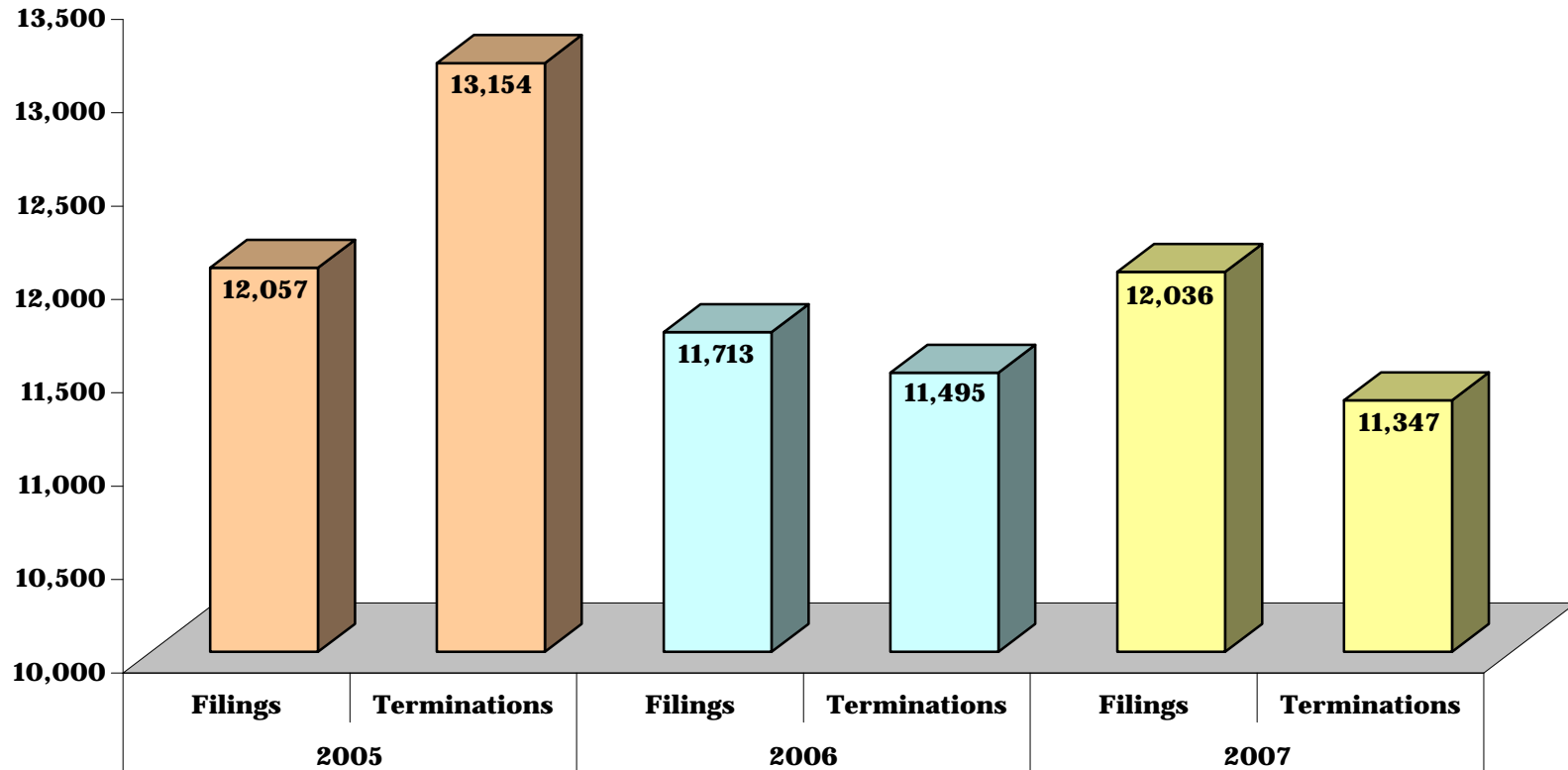
**CIVIL-FAMILY FILINGS AND TERMINATIONS  
3 Year Comparative Data: Fiscal Years 2005 - 2007**



**CHART CC-6.5  
CIRCUIT COURT**

**5th CIRCUIT  
Anne Arundel, Carroll and Howard Counties**

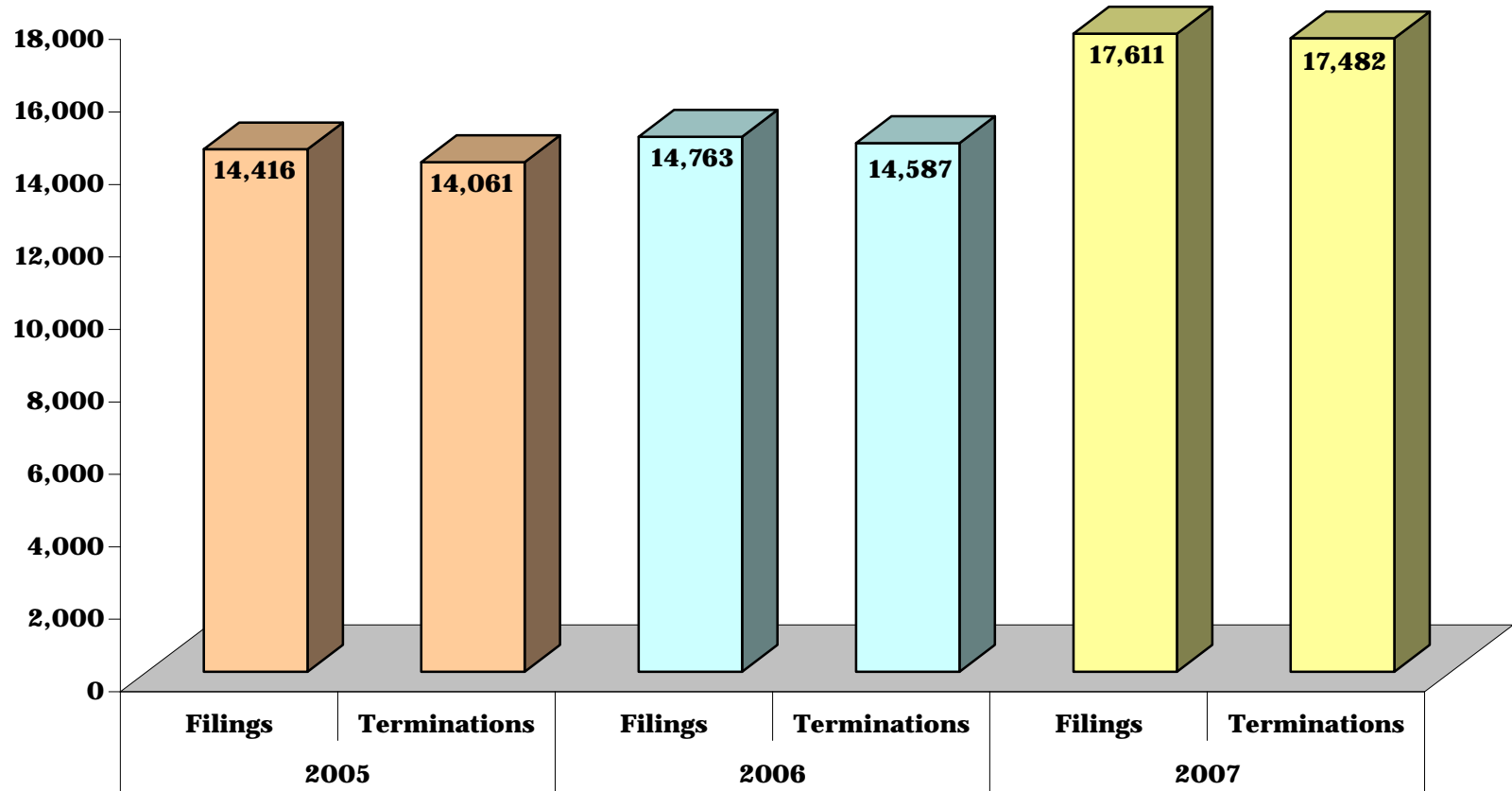
**CIVIL-FAMILY FILINGS AND TERMINATIONS  
3 Year Comparative Data: Fiscal Years 2005 - 2007**



**CHART CC-6.6  
CIRCUIT COURT**

**6th CIRCUIT  
Frederick and Montgomery Counties**

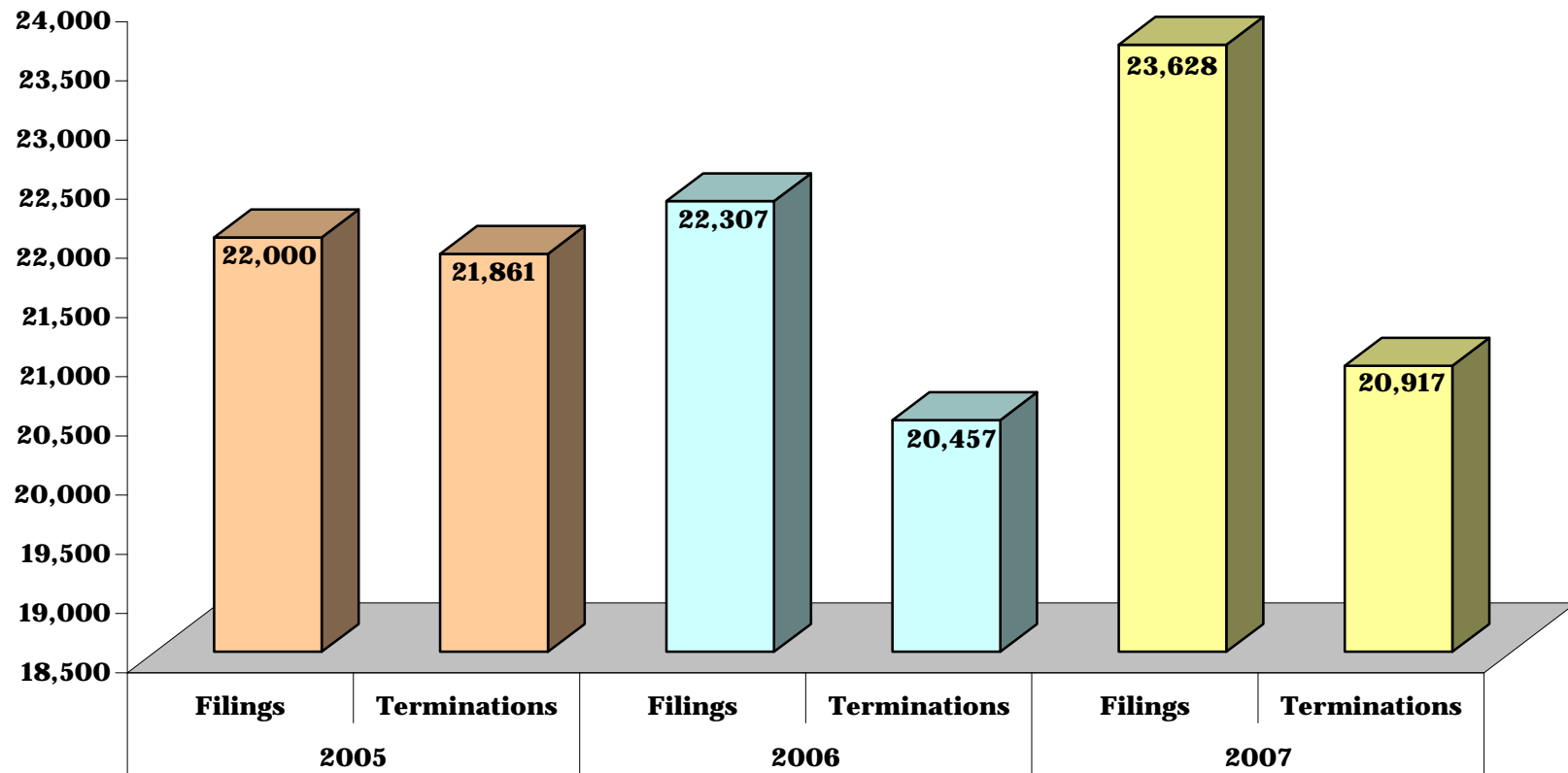
**CIVIL-FAMILY FILINGS AND TERMINATIONS  
3 Year Comparative Data: Fiscal Years 2005 - 2007**



**CHART CC-6.7  
CIRCUIT COURT**

**7th CIRCUIT  
Calvert, Charles, Prince George's and St. Mary's Counties**

**CIVIL-FAMILY FILINGS AND TERMINATIONS  
3 Year Comparative Data: Fiscal Years 2005 - 2007**

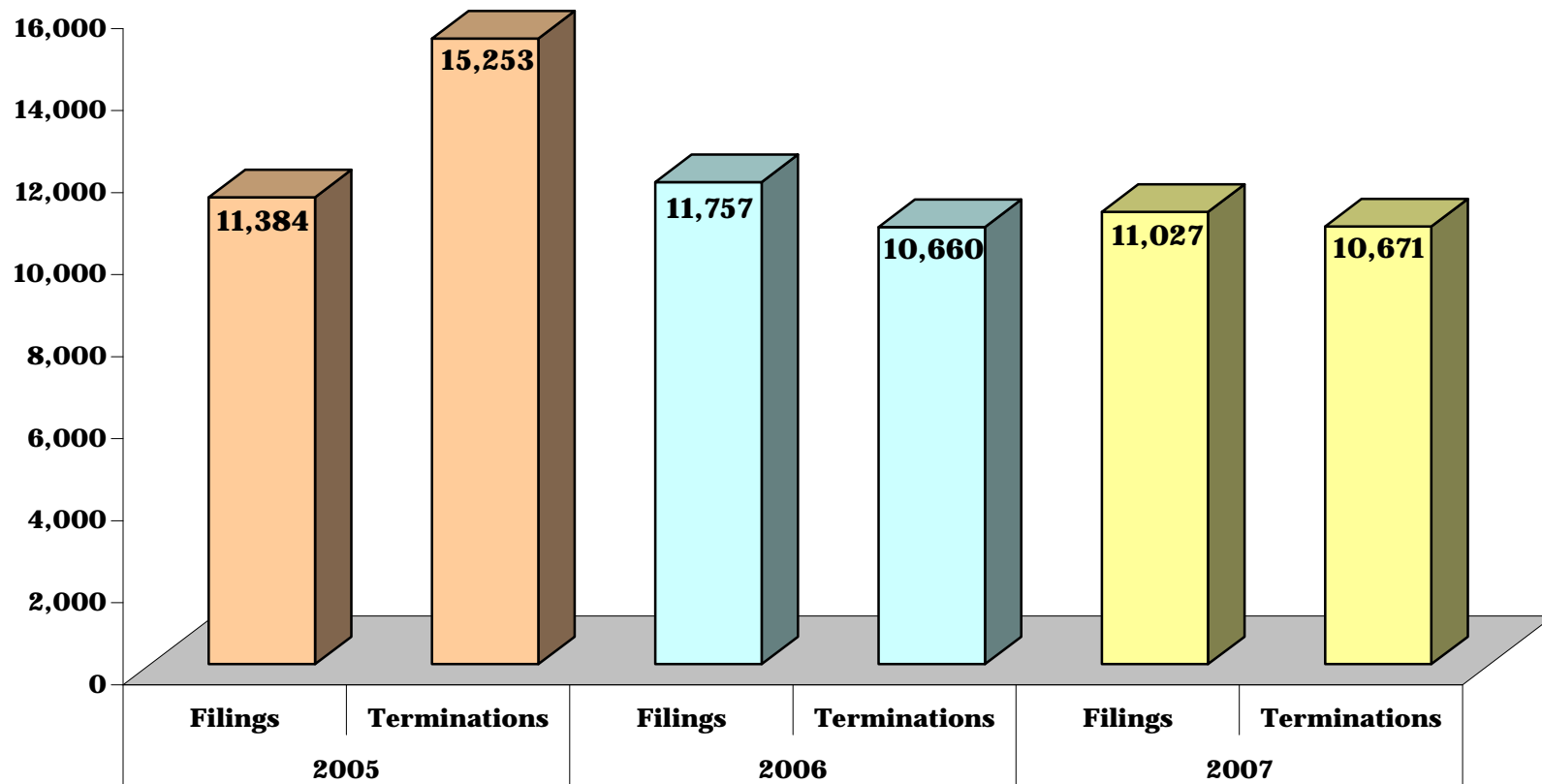




**CHART CC-6.8  
CIRCUIT COURT**

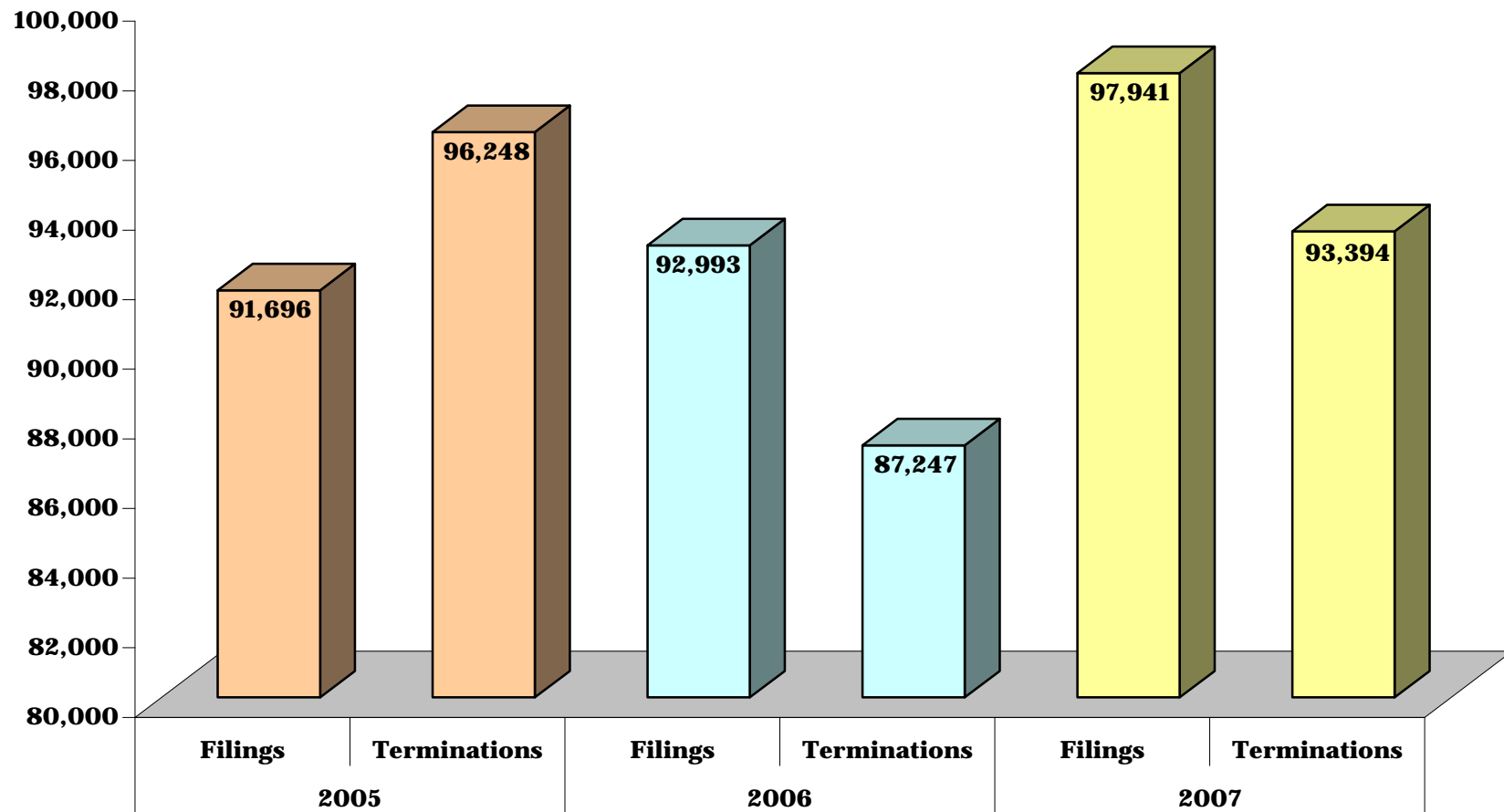
**8th CIRCUIT  
Baltimore City**

**CIVIL-FAMILY FILINGS AND TERMINATIONS  
3 Year Comparative Data: Fiscal Years 2005 - 2007**



**CHART CC-6.9  
CIRCUIT COURT**

**STATE TOTALS  
CIVIL-FAMILY FILINGS AND TERMINATIONS  
3 Year Comparative Data: Fiscal Years 2005 - 2007**



**TABLE CC-7  
CIRCUIT COURT**

**DOMESTIC VIOLENCE CASES HEARD  
Fiscal Year 2007**

	<b>Temporary Protective Orders</b>			<b>Final Protective Orders</b>		
	<b>Hearings</b>	<b>Orders Granted</b>	<b>Percent Granted</b>	<b>Hearings</b>	<b>Orders Granted</b>	<b>Percent Granted</b>
<b>First Circuit</b>	<b>87</b>	<b>55</b>	<b>63%</b>	<b>67</b>	<b>31</b>	<b>46%</b>
Dorchester	49	25	51%	32	11	34%
Somerset	32	27	84%	26	15	58%
Wicomico	1	0	0%	1	0	0%
Worcester	6	3	50%	9	5	56%

	<b>Temporary Protective Orders</b>			<b>Final Protective Orders</b>		
	<b>Hearings</b>	<b>Orders Granted</b>	<b>Percent Granted</b>	<b>Hearings</b>	<b>Orders Granted</b>	<b>Percent Granted</b>
<b>Second Circuit</b>	<b>123</b>	<b>82</b>	<b>67%</b>	<b>114</b>	<b>56</b>	<b>49%</b>
Caroline	52	41	79%	48	29	60%
Cecil	83	64	77%	70	34	49%
Kent	45	25	56%	44	13	30%
Queen Anne's	3	1	33%	5	1	20%
Talbot	26	16	62%	22	14	64%

	<b>Temporary Protective Orders</b>			<b>Final Protective Orders</b>		
	<b>Hearings</b>	<b>Orders Granted</b>	<b>Percent Granted</b>	<b>Hearings</b>	<b>Orders Granted</b>	<b>Percent Granted</b>
<b>Third Circuit</b>	<b>786</b>	<b>431</b>	<b>55%</b>	<b>619</b>	<b>225</b>	<b>36%</b>
Baltimore	464	258	56%	279	134	48%
Harford	322	173	54%	340	91	27%

	<b>Temporary Protective Orders</b>			<b>Final Protective Orders</b>		
	<b>Hearings</b>	<b>Orders Granted</b>	<b>Percent Granted</b>	<b>Hearings</b>	<b>Orders Granted</b>	<b>Percent Granted</b>
<b>Fourth Circuit</b>	<b>42</b>	<b>15</b>	<b>36%</b>	<b>81</b>	<b>20</b>	<b>25%</b>
Allegany	4	0	0%	5	1	20%
Garrett	31	13	42%	29	8	28%
Washington	7	2	29%	47	11	23%

Note: This table represents only those hearings that were held in Fiscal Year 2007.

DOMESTIC VIOLENCE CASES HEARD IN CIRCUIT COURTS, page 2

	Temporary Protective Orders			Final Protective Orders		
	Hearings	Orders Granted	Percent Granted	Hearings	Orders Granted	Percent Granted
<b>Fifth Circuit</b>	<b>843</b>	<b>433</b>	<b>51%</b>	<b>771</b>	<b>252</b>	<b>33%</b>
Anne Arundel	350	224	64%	292	134	46%
Carroll	382	149	39%	375	87	23%
Howard	111	60	54%	104	31	30%

	Temporary Protective Orders			Final Protective Orders		
	Hearings	Orders Granted	Percent Granted	Hearings	Orders Granted	Percent Granted
<b>Sixth Circuit</b>	<b>828</b>	<b>441</b>	<b>53%</b>	<b>816</b>	<b>321</b>	<b>39%</b>
Frederick	34	26	76%	35	18	51%
Montgomery	794	415	52%	781	303	39%

	Temporary Protective Orders			Final Protective Orders		
	Hearings	Orders Granted	Percent Granted	Hearings	Orders Granted	Percent Granted
<b>Seventh Circuit</b>	<b>832</b>	<b>449</b>	<b>54%</b>	<b>882</b>	<b>310</b>	<b>35%</b>
Calvert	39	18	46%	45	9	20%
Charles	356	155	44%	383	93	24%
Prince George's	404	272	67%	385	171	44%
St. Mary's	33	4	12%	69	37	54%

	Temporary Protective Orders			Final Protective Orders		
	Hearings	Orders Granted	Percent Granted	Hearings	Orders Granted	Percent Granted
<b>Eighth Circuit</b>	<b>66</b>	<b>30</b>	<b>45%</b>	<b>149</b>	<b>75</b>	<b>50%</b>
Baltimore City	66	30	45%	149	75	50%

	Temporary Protective Orders			Final Protective Orders		
	Hearings	Orders Granted	Percent Granted	Hearings	Orders Granted	Percent Granted
<b>STATE TOTALS</b>	<b>3,607</b>	<b>1,936</b>	<b>54%</b>	<b>3,499</b>	<b>1,290</b>	<b>37%</b>

Note: This table represents only those hearings that were held in Fiscal Year 2007.

**TABLE CC-8  
CIRCUIT COURT**

**CRIMINAL FILINGS AND TERMINATIONS**

**Combined Original and Reopened Cases  
3 Year Comparative Table: Fiscal Years 2005 - 2007**

	2005		2006		2007	
	<b>Filings</b>	<b>Terminations</b>	<b>Filings</b>	<b>Terminations</b>	<b>Filings</b>	<b>Terminations</b>
<b>First Circuit</b>	<b>5,055</b>	<b>4,938</b>	<b>5,178</b>	<b>4,889</b>	<b>4,470</b>	<b>4,410</b>
Dorchester	581	632	611	578	695	672
Somerset	387	361	452	416	450	453
Wicomico	2,528	2,425	2,605	2,403	2,060	1,970
Worcester	1,559	1,520	1,510	1,492	1,265	1,315

	2005		2006		2007	
	<b>Filings</b>	<b>Terminations</b>	<b>Filings</b>	<b>Terminations</b>	<b>Filings</b>	<b>Terminations</b>
<b>Second Circuit</b>	<b>3,752</b>	<b>3,659</b>	<b>4,214</b>	<b>3,660</b>	<b>5,076</b>	<b>5,088</b>
Caroline	256	299	498	502	556	573
Cecil	2,241	2,222	2,270	1,954	2,727	2,524
Kent	357	336	434	421	362	525
Queen Anne's	483	435	534	432	783	822
Talbot	415	367	478	351	648	644

	2005		2006		2007	
	<b>Filings</b>	<b>Terminations</b>	<b>Filings</b>	<b>Terminations</b>	<b>Filings</b>	<b>Terminations</b>
<b>Third Circuit</b>	<b>9,640</b>	<b>9,190</b>	<b>12,063</b>	<b>9,362</b>	<b>11,902</b>	<b>11,129</b>
Baltimore	6,599	6,721	8,274	6,298	8,125	7,343
Harford	3,041	2,469	3,789	3,064	3,777	3,786

	2005		2006		2007	
	<b>Filings</b>	<b>Terminations</b>	<b>Filings</b>	<b>Terminations</b>	<b>Filings</b>	<b>Terminations</b>
<b>Fourth Circuit</b>	<b>3,585</b>	<b>3,597</b>	<b>3,830</b>	<b>3,473</b>	<b>3,599</b>	<b>3,799</b>
Allegany	616	692	772	681	829	811
Garrett	211	190	278	212	256	297
Washington	2,758	2,715	2,780	2,580	2,514	2,691

**CRIMINAL FILINGS AND TERMINATIONS, page 2**

	2005		2006		2007	
	Filings	Terminations	Filings	Terminations	Filings	Terminations
<b>Fifth Circuit</b>	<b>10,942</b>	<b>9,680</b>	<b>11,589</b>	<b>11,153</b>	<b>11,364</b>	<b>11,529</b>
Anne Arundel	6,744	5,977	6,969	6,670	6,519	6,794
Carroll	2,306	2,122	2,466	2,489	2,718	2,645
Howard	1,892	1,581	2,154	1,994	2,127	2,090

	2005		2006		2007	
	Filings	Terminations	Filings	Terminations	Filings	Terminations
<b>Sixth Circuit</b>	<b>7,610</b>	<b>7,324</b>	<b>8,614</b>	<b>8,310</b>	<b>9,623</b>	<b>9,799</b>
Frederick	2,535	2,163	3,359	3,159	3,395	3,325
Montgomery	5,075	5,161	5,255	5,151	6,228	6,474

	2005		2006		2007	
	Filings	Terminations	Filings	Terminations	Filings	Terminations
<b>Seventh Circuit</b>	<b>13,389</b>	<b>12,586</b>	<b>10,866</b>	<b>11,094</b>	<b>12,226</b>	<b>11,831</b>
Calvert	626	572	679	608	689	652
Charles	1,820	1,857	1,848	1,859	2,166	2,300
Prince George's	10,096	9,350	7,550	7,791	8,485	8,044
St. Mary's	847	807	789	836	886	835

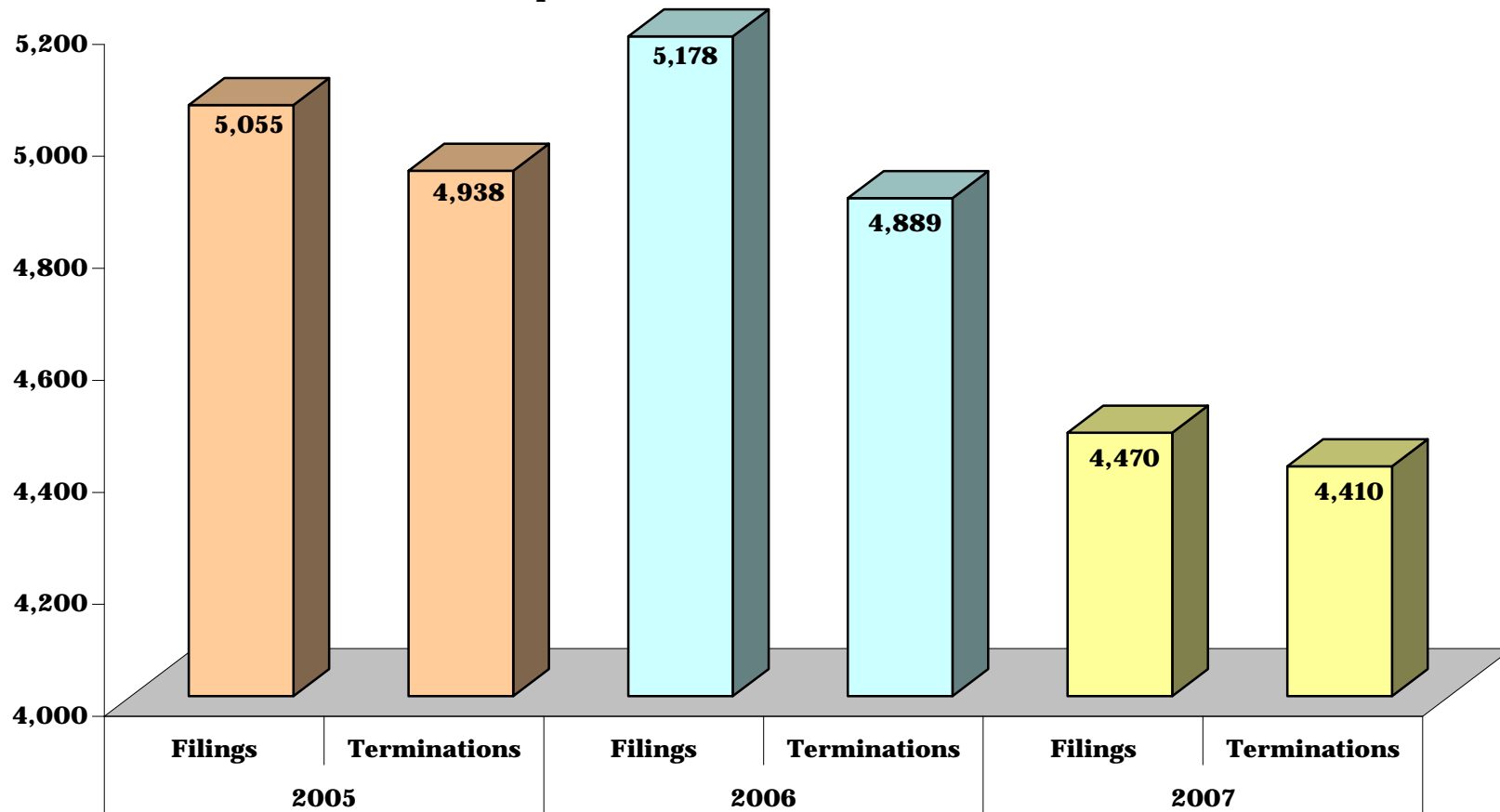
	2005		2006		2007	
	Filings	Terminations	Filings	Terminations	Filings	Terminations
<b>Eighth Circuit</b>	<b>25,790</b>	<b>29,042</b>	<b>24,599</b>	<b>24,810</b>	<b>21,760</b>	<b>22,761</b>
Baltimore City	25,790	29,042	24,599	24,810	21,760	22,761

	2005		2006		2007	
	Filings	Terminations	Filings	Terminations	Filings	Terminations
<b>STATE TOTALS</b>	<b>79,763</b>	<b>80,016</b>	<b>80,953</b>	<b>76,751</b>	<b>80,020</b>	<b>80,346</b>

**CHART CC-8.1  
CIRCUIT COURT**

**1st CIRCUIT  
Dorchester, Somerset, Wicomico and Worcester Counties**

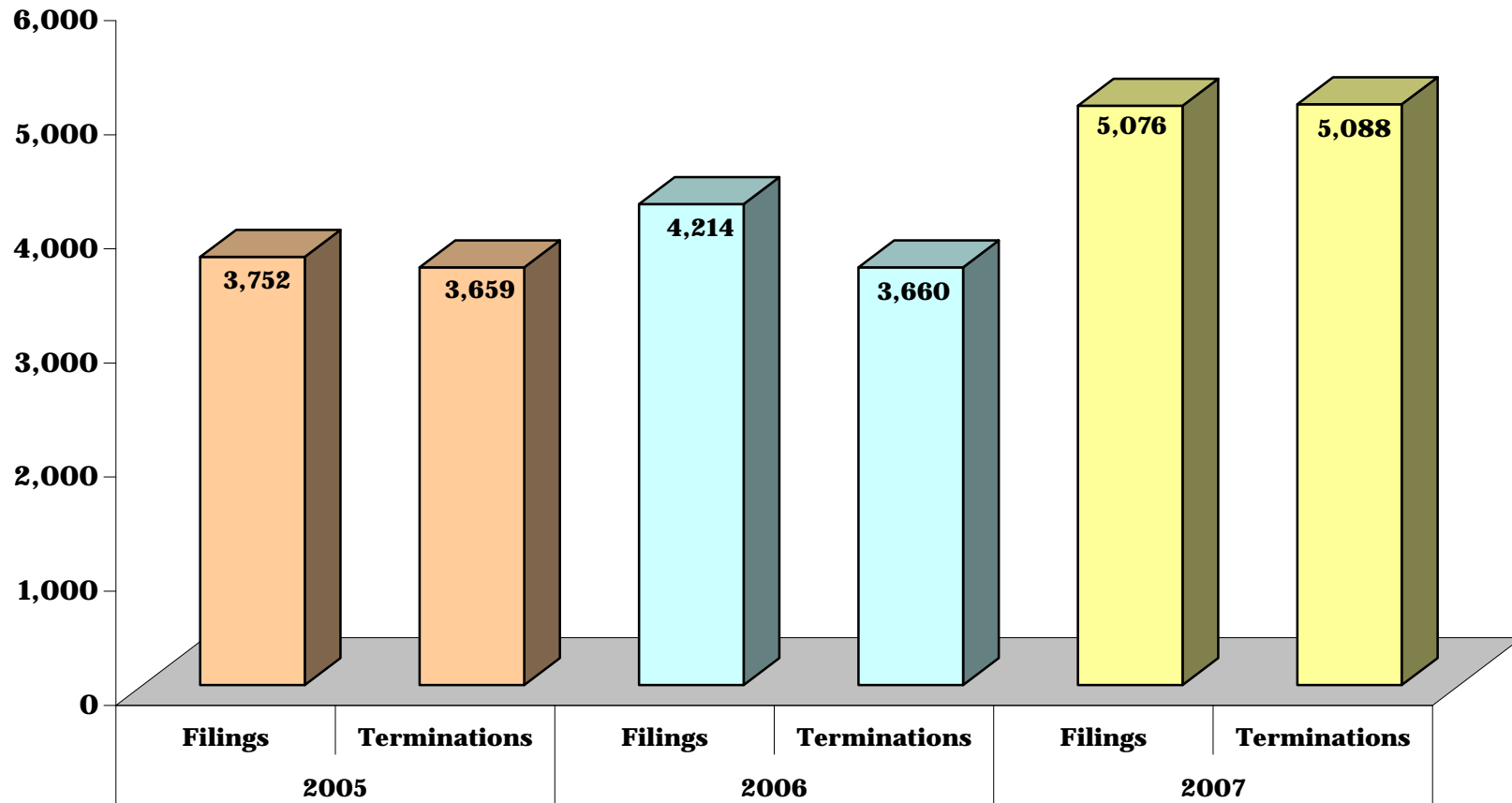
**CRIMINAL FILINGS AND TERMINATIONS  
3 Year Comparative Data: Fiscal Years 2005 - 2007**



**CHART CC-8.2  
CIRCUIT COURT**

**2nd CIRCUIT  
Caroline, Cecil, Kent, Queen Anne's and Talbot Counties**

**CRIMINAL FILINGS AND TERMINATIONS  
3 Year Comparative Data: Fiscal Years 2005 - 2007**

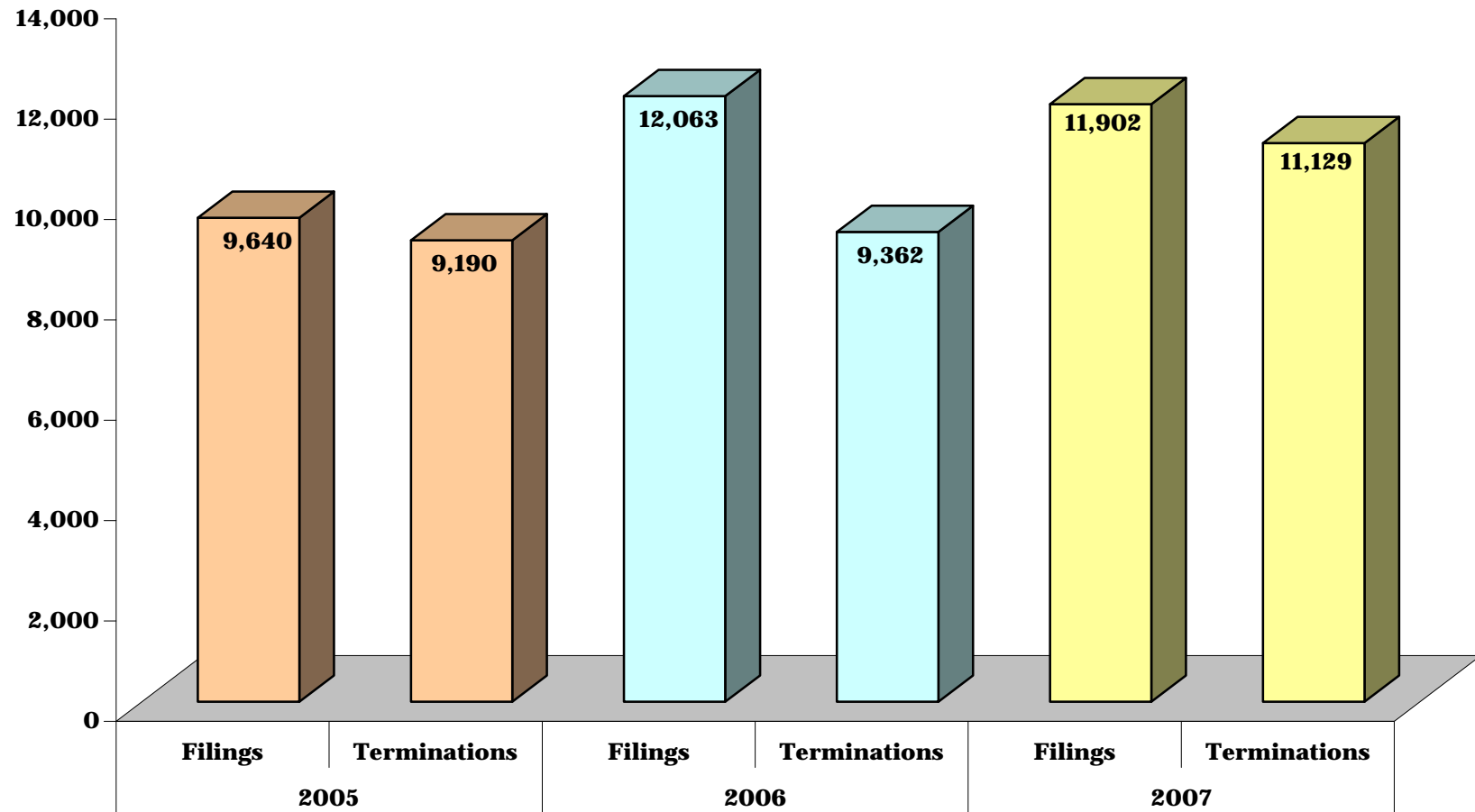




**CHART CC-8.3  
CIRCUIT COURT**

**3rd CIRCUIT  
Baltimore and Harford Counties**

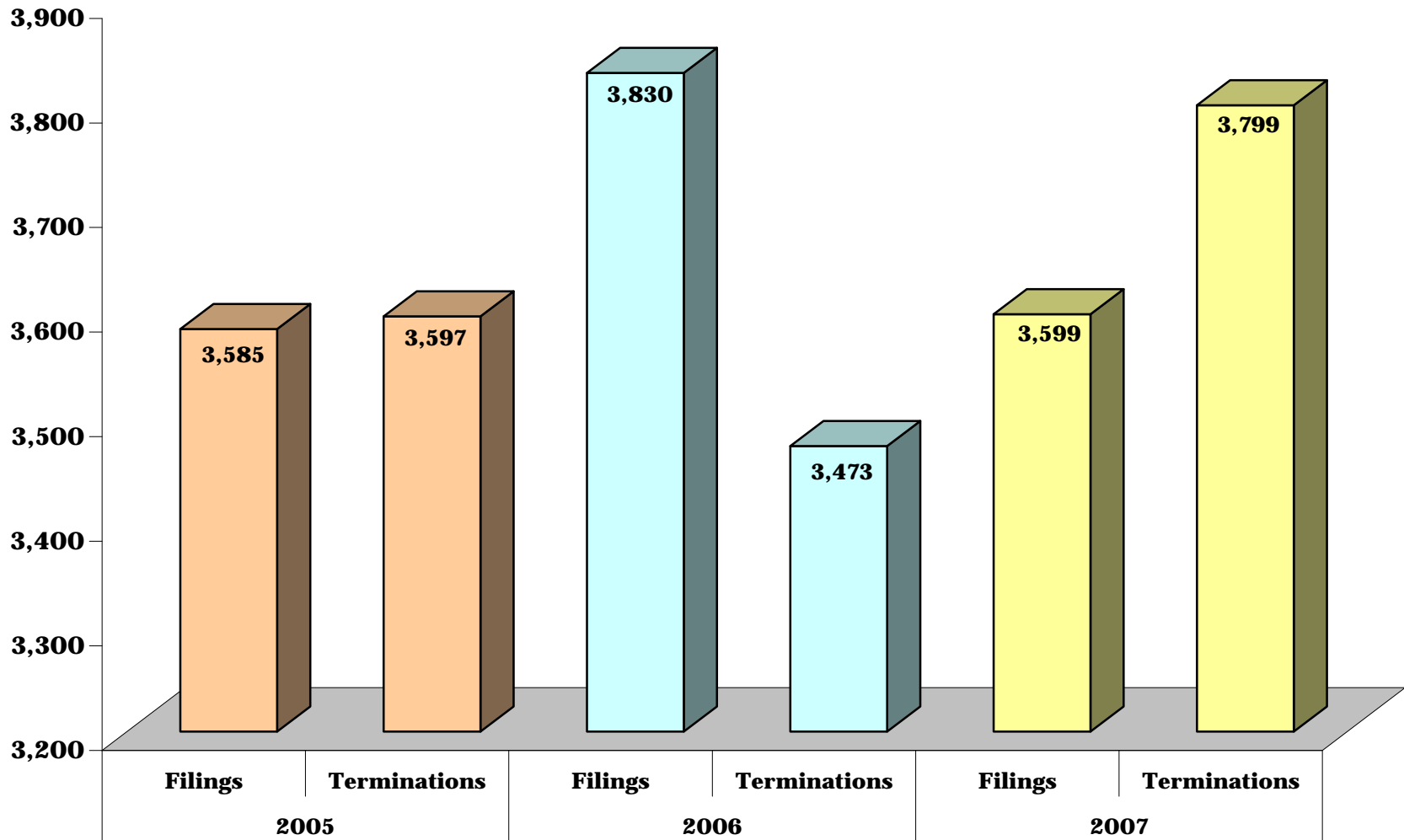
**CRIMINAL FILINGS AND TERMINATIONS  
3 Year Comparative Data: Fiscal Years 2005 - 2007**



**CHART CC-8.4  
CIRCUIT COURT**

**4th CIRCUIT  
Allegheny, Garrett and Washington Counties**

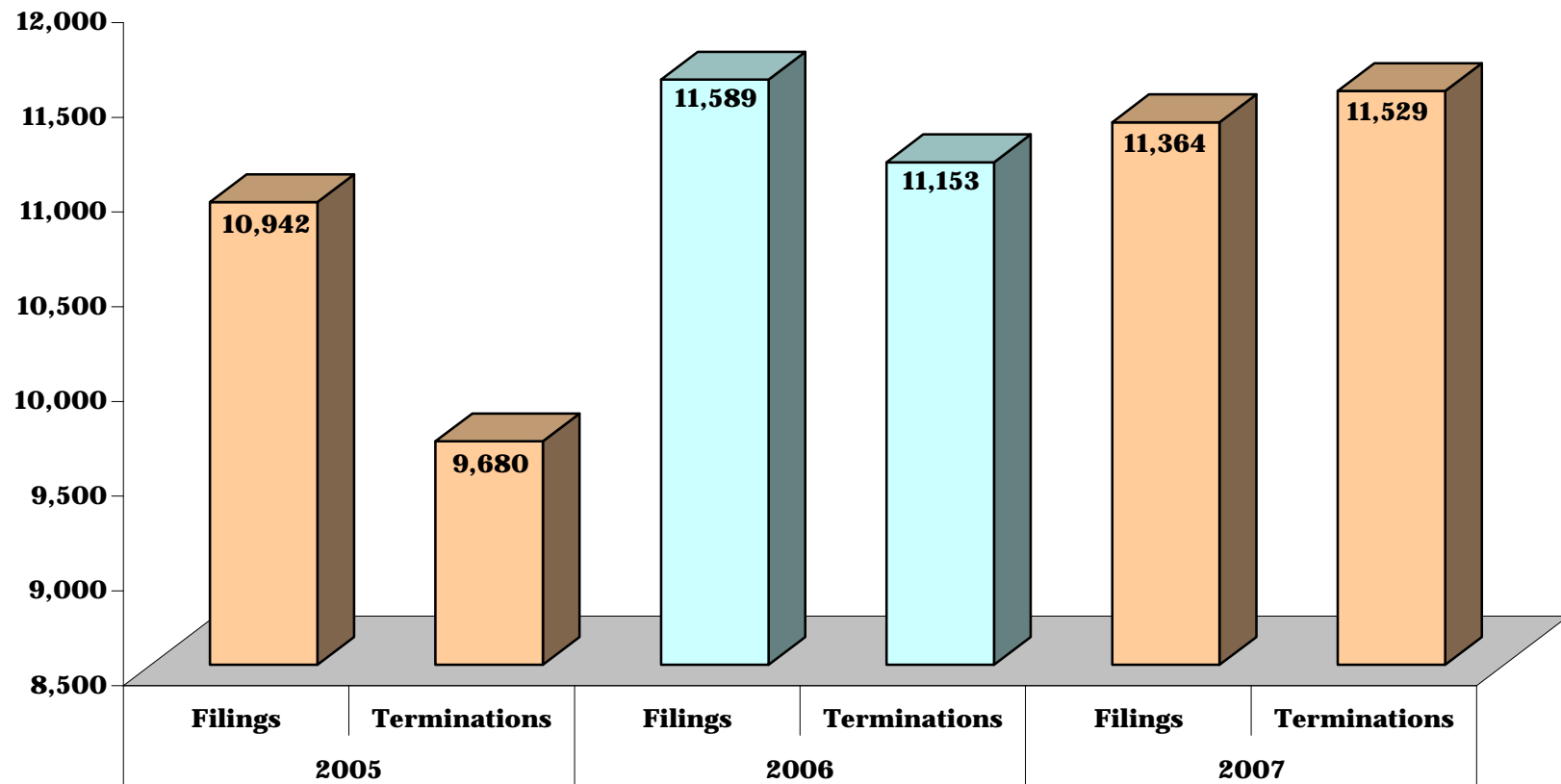
**CRIMINAL FILINGS AND TERMINATIONS  
3 Year Comparative Data: Fiscal Years 2005 - 2007**



**CHART CC-8.5  
CIRCUIT COURT**

**5th CIRCUIT  
Anne Arundel, Carroll and Howard Counties**

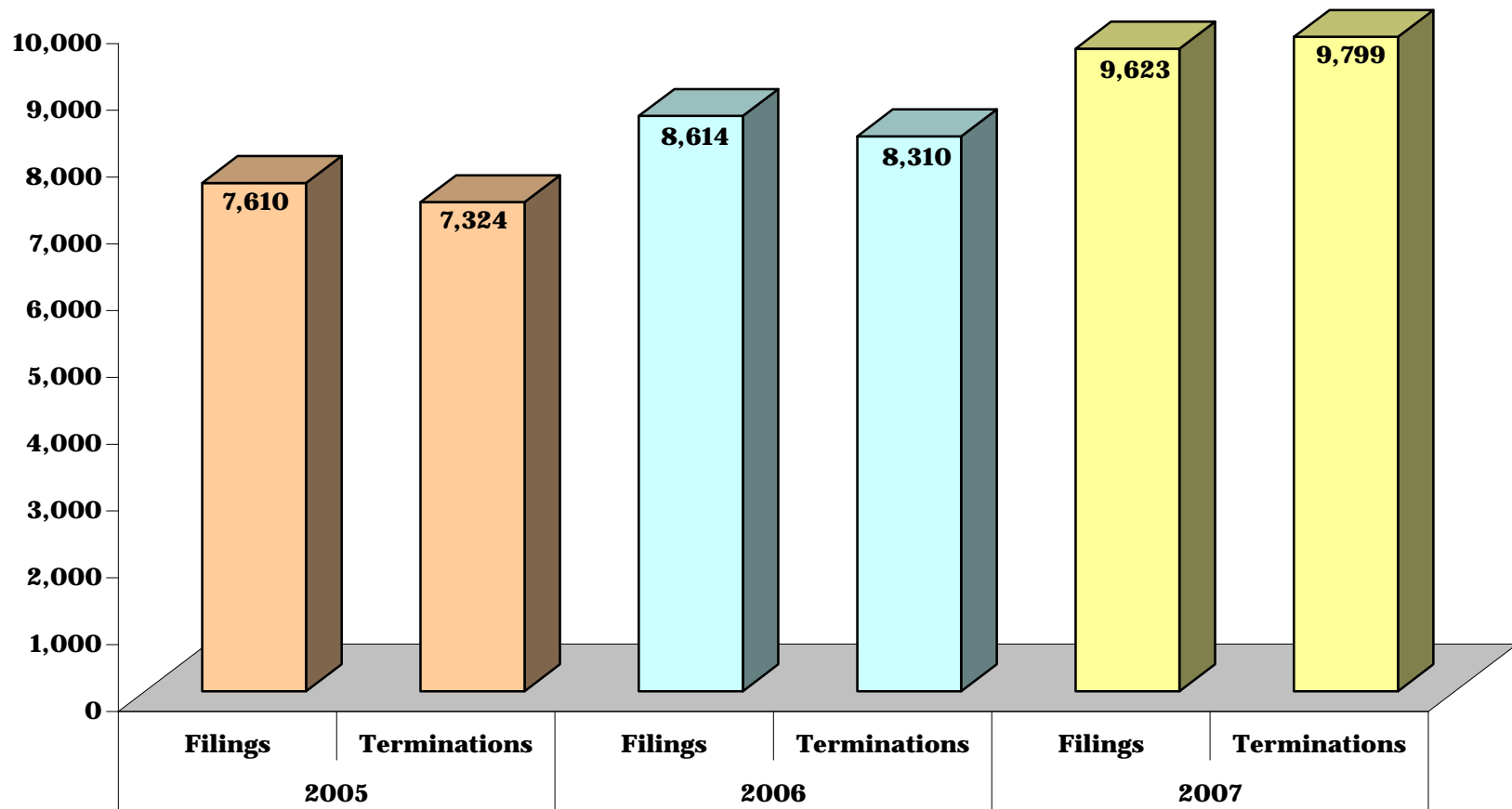
**CRIMINAL FILINGS AND TERMINATIONS  
3 Year Comparative Data: Fiscal Years 2005 - 2007**



**CHART CC-8.6  
CIRCUIT COURT**

**6th CIRCUIT  
Frederick and Montgomery Counties**

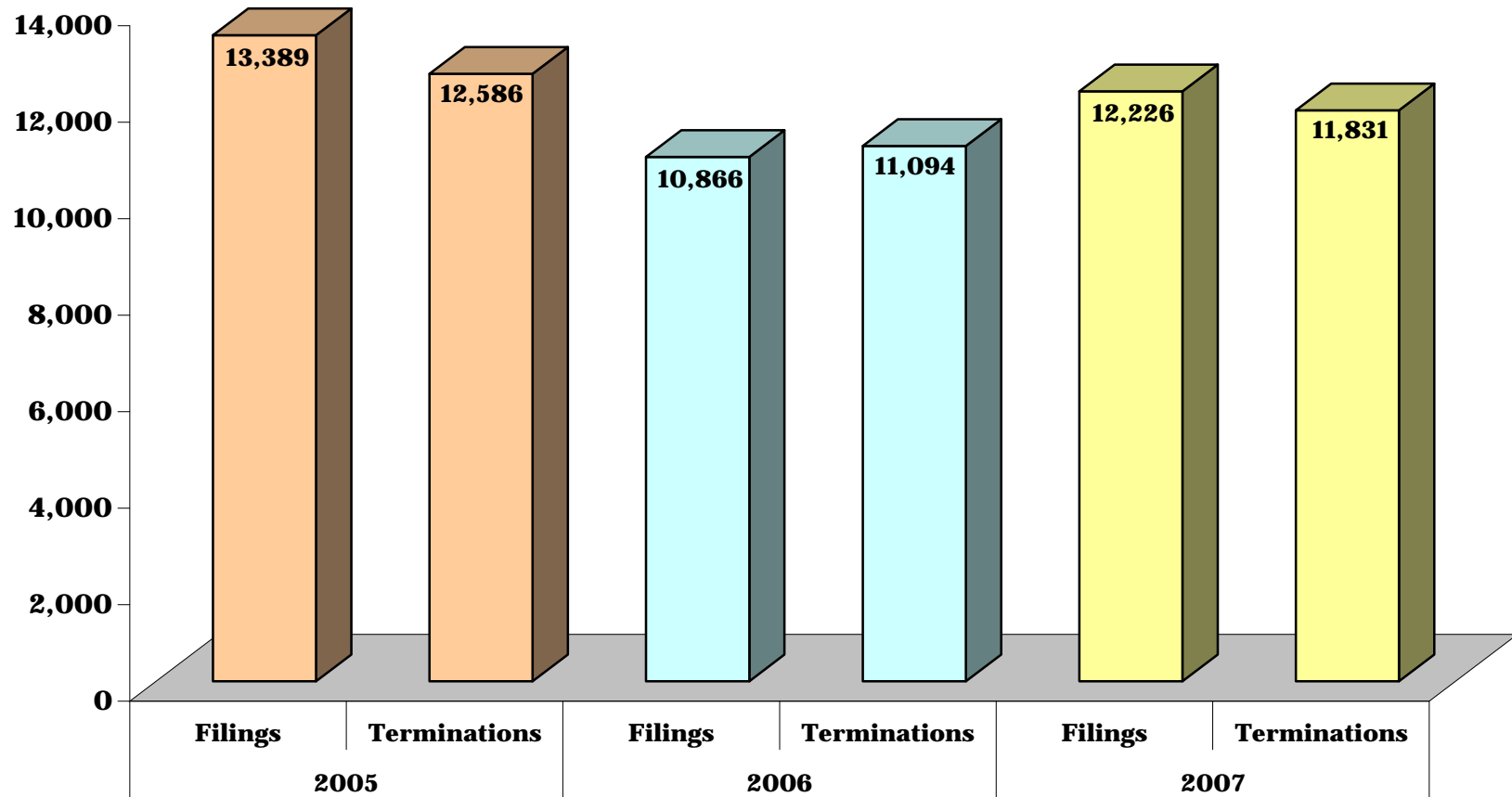
**CRIMINAL FILINGS AND TERMINATIONS  
3 Year Comparative Data: Fiscal Years 2005 - 2007**



**CHART CC-8.7  
CIRCUIT COURT**

**7th CIRCUIT  
Calvert, Charles, Prince George's and St. Mary's Counties**

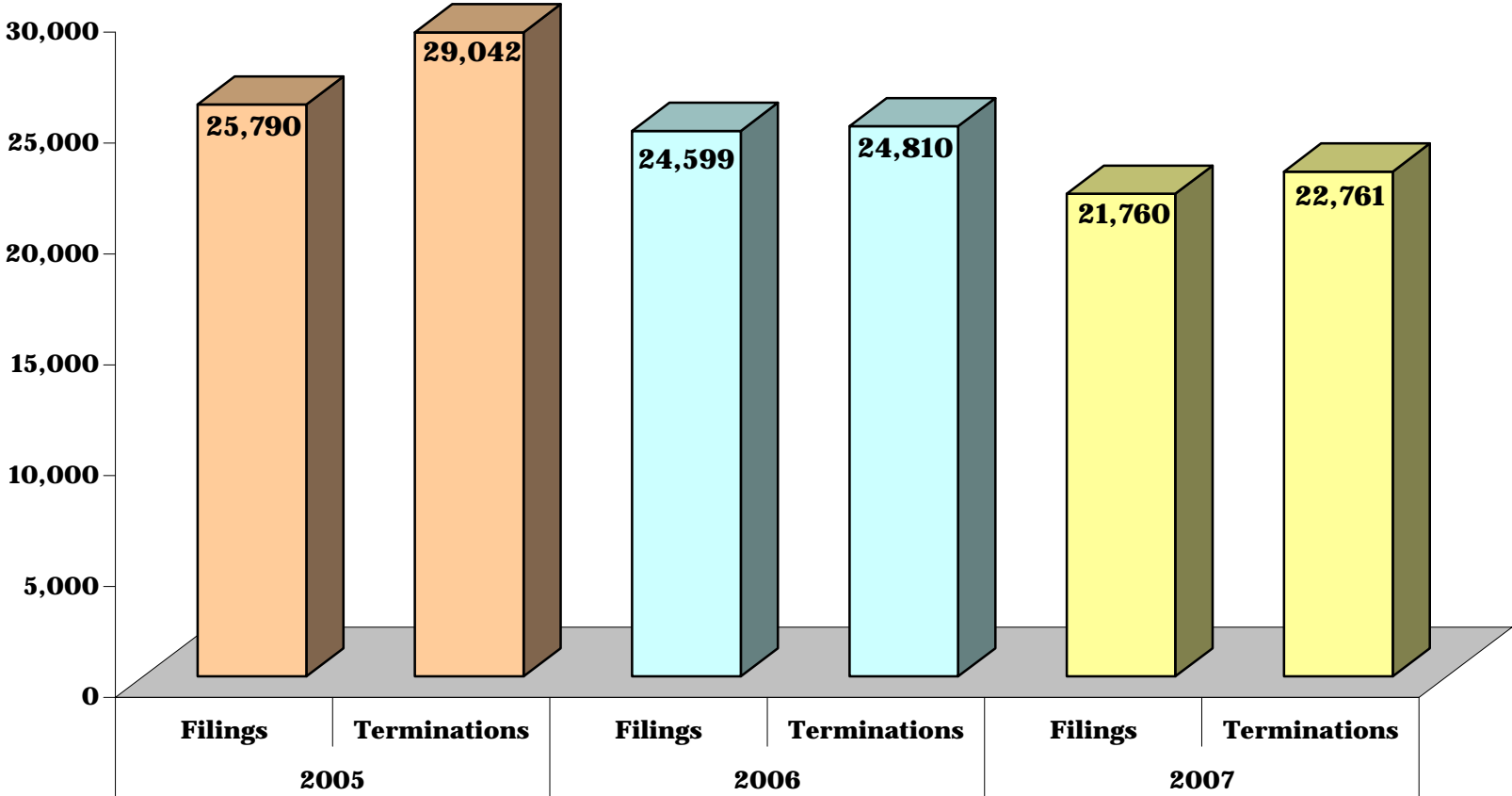
**CRIMINAL FILINGS AND TERMINATIONS  
3 Year Comparative Data: Fiscal Years 2005 - 2007**



**CHART CC-8.8  
CIRCUIT COURT**

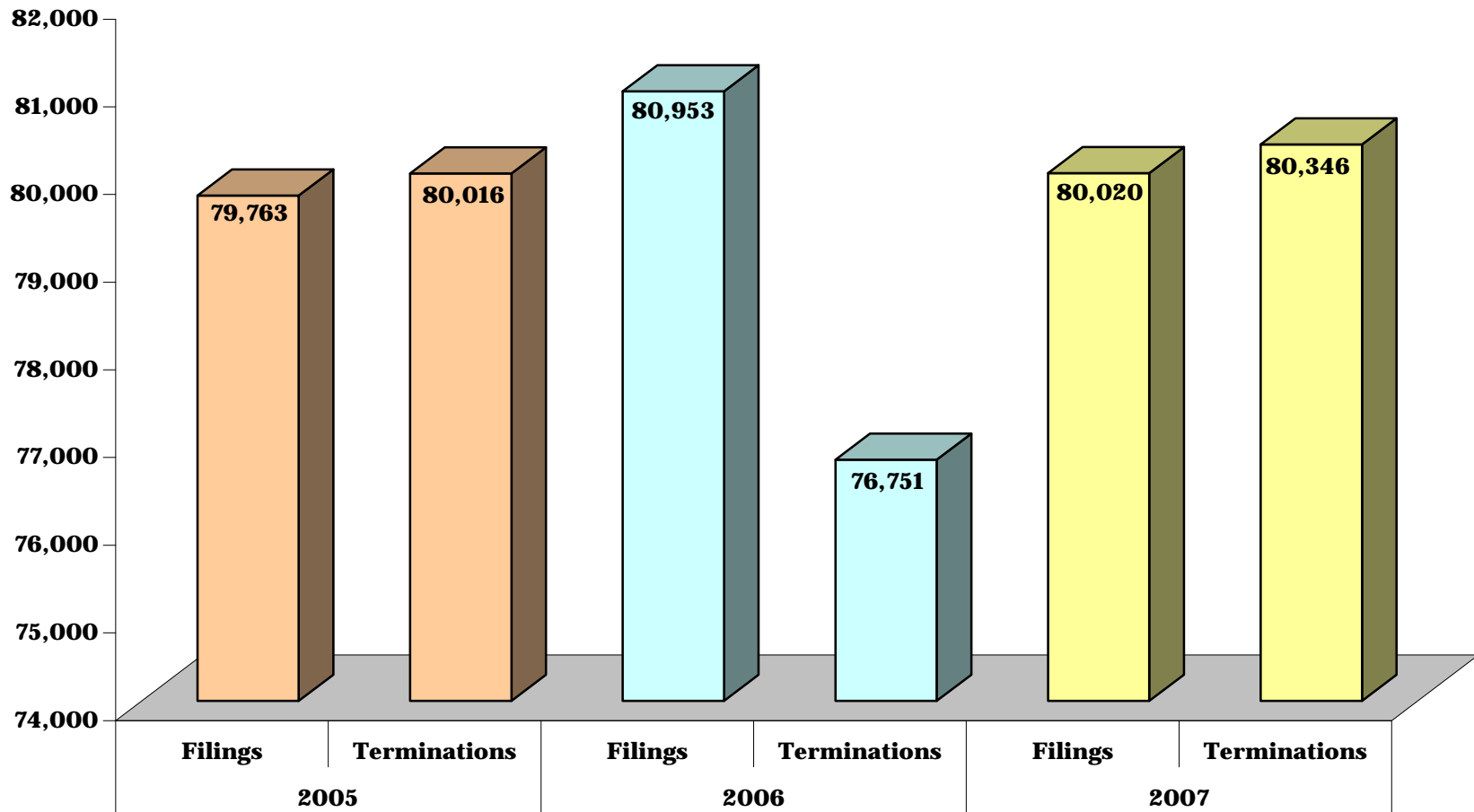
**8th CIRCUIT  
Baltimore City**

**CRIMINAL FILINGS AND TERMINATIONS  
3 Year Comparative Data: Fiscal Years 2005 - 2007**



**CHART CC-8.9  
CIRCUIT COURT**

**STATE TOTALS  
CRIMINAL FILINGS AND TERMINATIONS  
3 Year Comparative Data: Fiscal Years 2005 - 2007**



**TABLE CC-9  
CIRCUIT COURT**

**JUVENILE FILINGS AND TERMINATIONS**

**Combined Original and Reopened Cases  
3 Year Comparative Table: Fiscal Years 2005 - 2007**

	2005		2006		2007	
	Filings	Terminations	Filings	Terminations	Filings	Terminations
<b>First Circuit</b>	<b>1,247</b>	<b>1,121</b>	<b>1,375</b>	<b>1,263</b>	<b>1,957</b>	<b>1,700</b>
Dorchester	223	190	216	235	313	278
Somerset	108	80	134	121	199	155
Wicomico	623	564	734	635	1,000	880
Worcester	293	287	291	272	445	387

	2005		2006		2007	
	Filings	Terminations	Filings	Terminations	Filings	Terminations
<b>Second Circuit</b>	<b>1,305</b>	<b>1,108</b>	<b>1,146</b>	<b>1,152</b>	<b>1,387</b>	<b>1,172</b>
Caroline	214	179	256	225	261	273
Cecil	439	307	417	437	466	411
Kent	127	118	97	89	150	147
Queen Anne's	211	197	217	238	336	316
Talbot	314	307	159	163	174	25

	2005		2006		2007	
	Filings	Terminations	Filings	Terminations	Filings	Terminations
<b>Third Circuit</b>	<b>5,128</b>	<b>4,411</b>	<b>5,814</b>	<b>4,887</b>	<b>5,731</b>	<b>4,852</b>
Baltimore	4,244	3,472	4,885	3,901	4,566	3,793
Harford	884	939	929	986	1,165	1,059

	2005		2006		2007	
	Filings	Terminations	Filings	Terminations	Filings	Terminations
<b>Fourth Circuit</b>	<b>1,900</b>	<b>1,725</b>	<b>1,450</b>	<b>1,381</b>	<b>1,866</b>	<b>1,809</b>
Allegany	333	320	332	304	415	438
Garrett	93	67	91	69	107	87
Washington	1,474	1,338	1,027	1,008	1,344	1,284



**JUVENILE FILINGS AND TERMINATIONS, page 2**

	2005		2006		2007	
	Filings	Terminations	Filings	Terminations	Filings	Terminations
<b>Fifth Circuit</b>	<b>4,524</b>	<b>4,077</b>	<b>3,895</b>	<b>3,518</b>	<b>4,936</b>	<b>4,526</b>
Anne Arundel	2,510	2,204	2,157	1,783	2,906	2,630
Carroll	1,059	964	906	912	981	954
Howard	955	909	832	823	1,049	942

	2005		2006		2007	
	Filings	Terminations	Filings	Terminations	Filings	Terminations
<b>Sixth Circuit</b>	<b>5,290</b>	<b>5,075</b>	<b>5,171</b>	<b>5,007</b>	<b>5,229</b>	<b>4,717</b>
Frederick	954	883	893	959	1,299	1,236
Montgomery	4,336	4,192	4,278	4,048	3,930	3,481

	2005		2006		2007	
	Filings	Terminations	Filings	Terminations	Filings	Terminations
<b>Seventh Circuit</b>	<b>5,100</b>	<b>4,296</b>	<b>6,414</b>	<b>5,304</b>	<b>10,345</b>	<b>8,923</b>
Calvert	688	672	549	609	669	596
Charles	1,305	1,330	964	863	1,649	1,624
Prince George's	2,578	1,786	4,487	3,417	7,463	6,215
St. Mary's	529	508	414	415	564	488

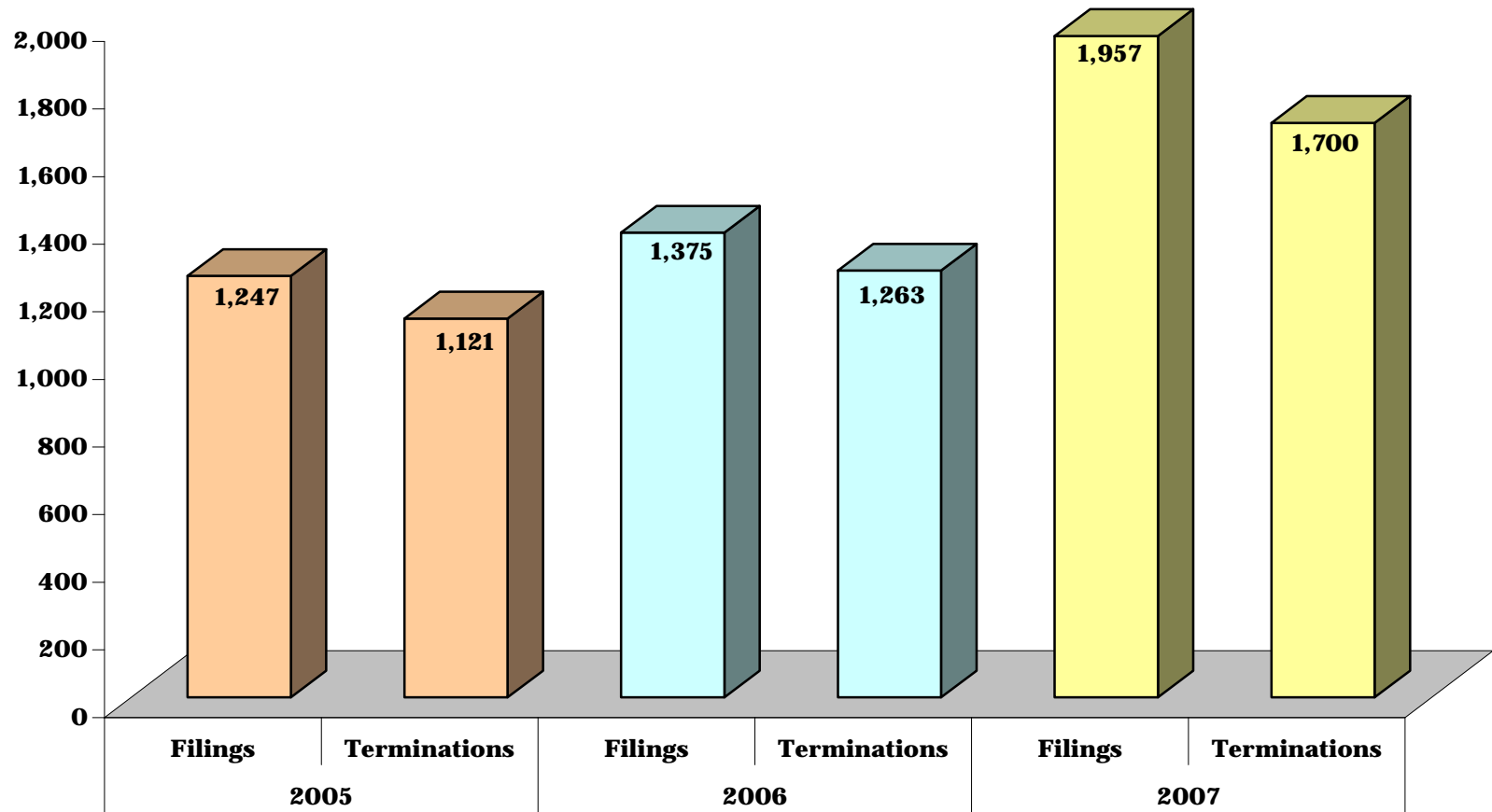
	2005		2006		2007	
	Filings	Terminations	Filings	Terminations	Filings	Terminations
<b>Eighth Circuit</b>	<b>9,800</b>	<b>8,051</b>	<b>9,716</b>	<b>9,140</b>	<b>10,490</b>	<b>9,932</b>
Baltimore City	9,800	8,051	9,716	9,140	10,490	9,932

	2005		2006		2007	
	Filings	Terminations	Filings	Terminations	Filings	Terminations
<b>STATE TOTALS</b>	<b>34,294</b>	<b>29,864</b>	<b>34,981</b>	<b>31,652</b>	<b>41,941</b>	<b>37,631</b>

**CHART CC-9.1  
CIRCUIT COURT**

**1st CIRCUIT  
Dorchester, Somerset, Wicomico and Worcester Counties**

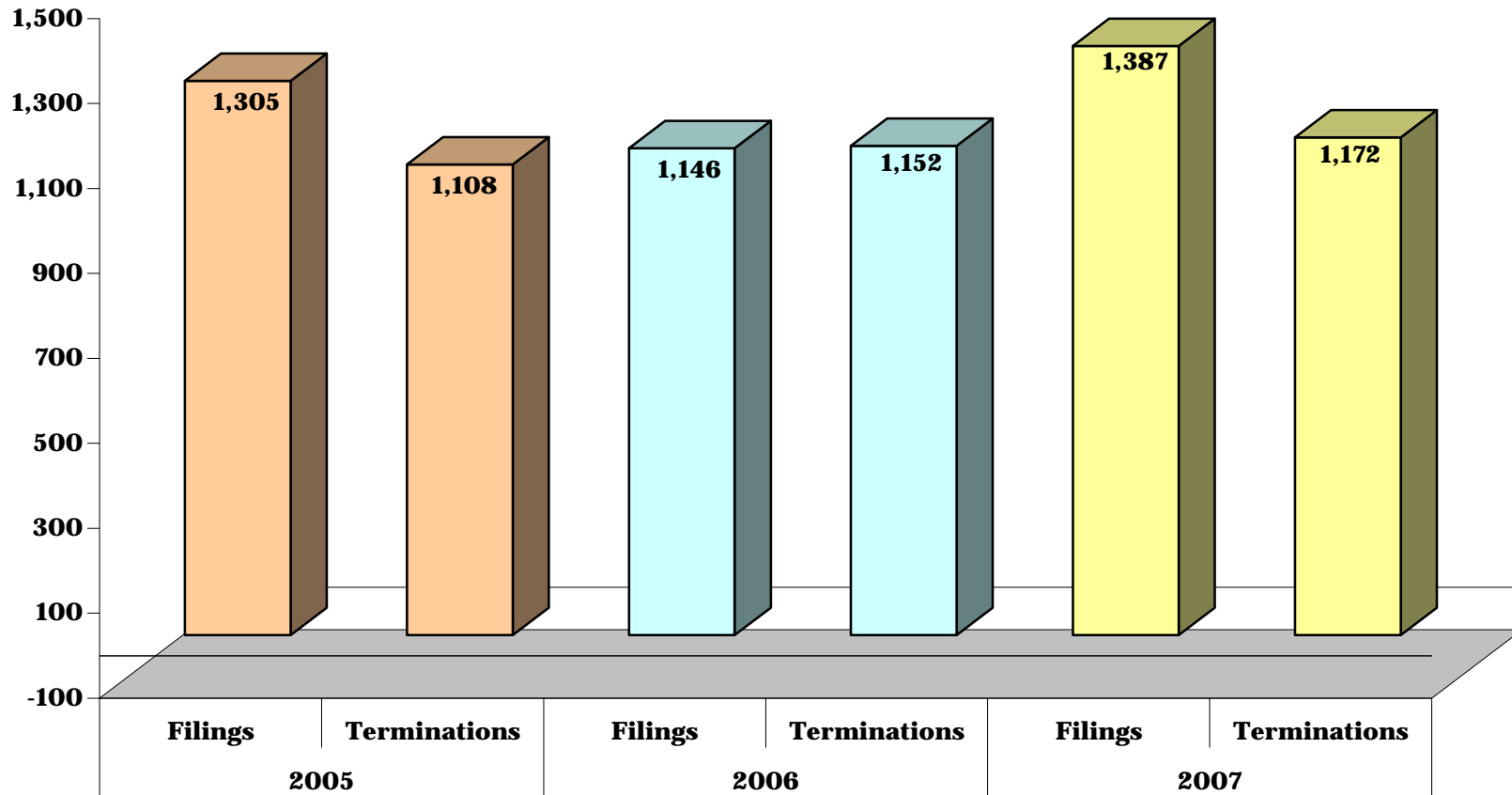
**JUVENILE FILINGS AND TERMINATIONS  
3 Year Comparative Data: Fiscal Years 2005 - 2007**



**CHART CC-9.2  
CIRCUIT COURT**

**2nd CIRCUIT  
Caroline, Cecil, Kent, Queen Anne's and Talbot's Counties**

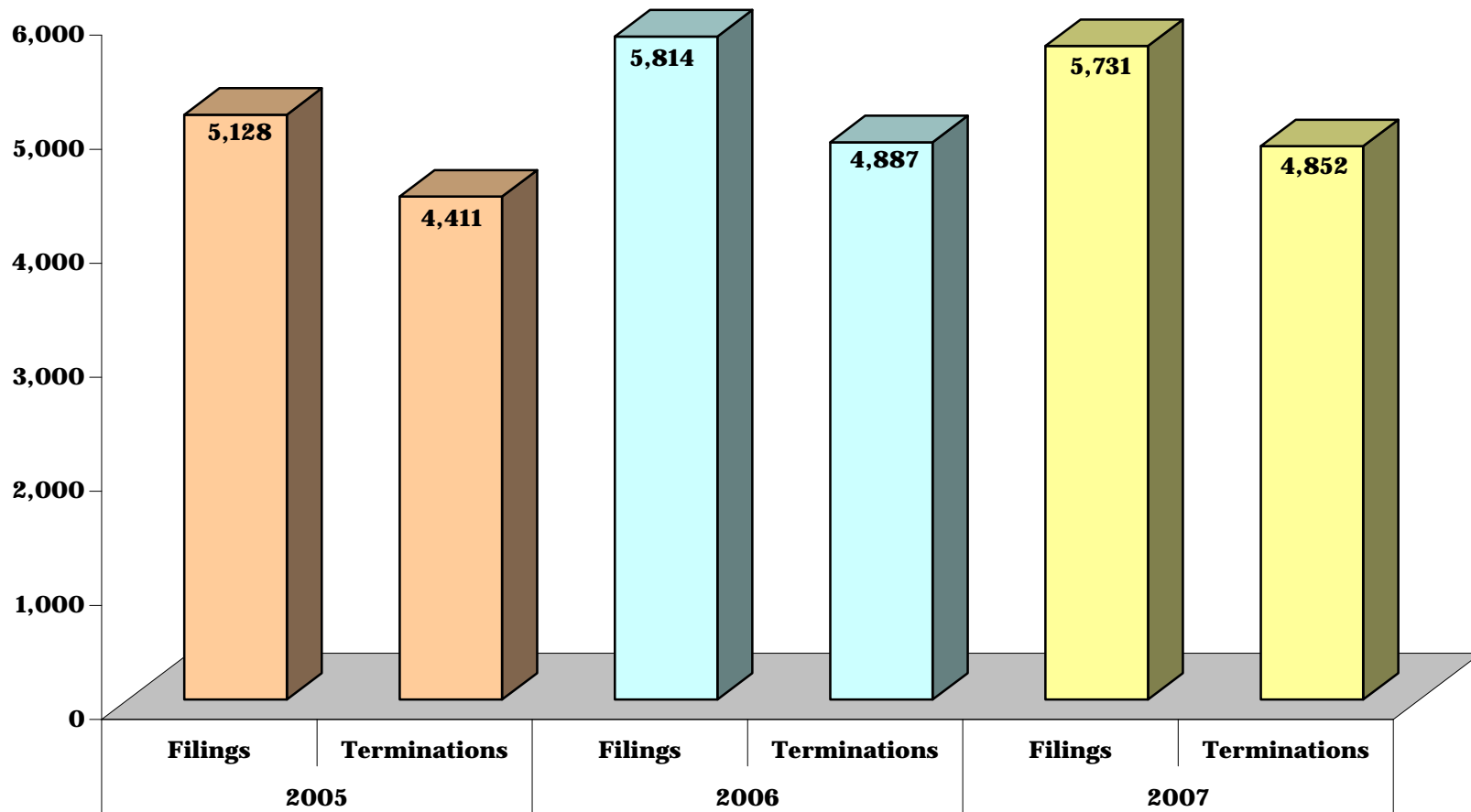
**JUVENILE FILINGS AND TERMINATIONS  
3 Year Comparative Data: Fiscal Years 2005 - 2007**



**CHART CC-9.3  
CIRCUIT COURT**

**3rd CIRCUIT  
Baltimore and Harford Counties**

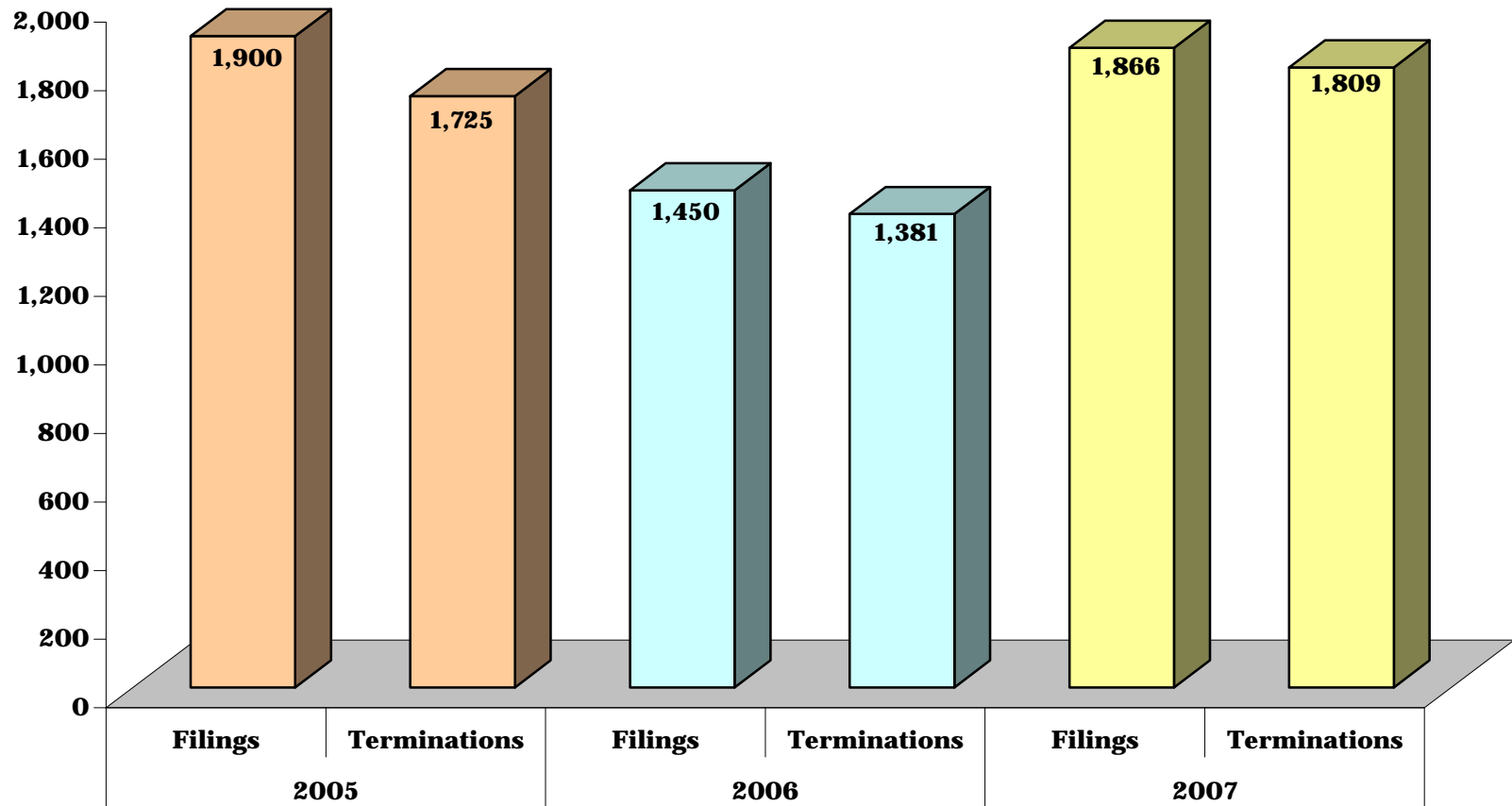
**JUVENILE FILINGS AND TERMINATIONS  
3 Year Comparative Data: Fiscal Years 2005 - 2007**



**CHART CC-9.4  
CIRCUIT COURT**

**4th CIRCUIT  
Allegany, Garrett and Washington Counties**

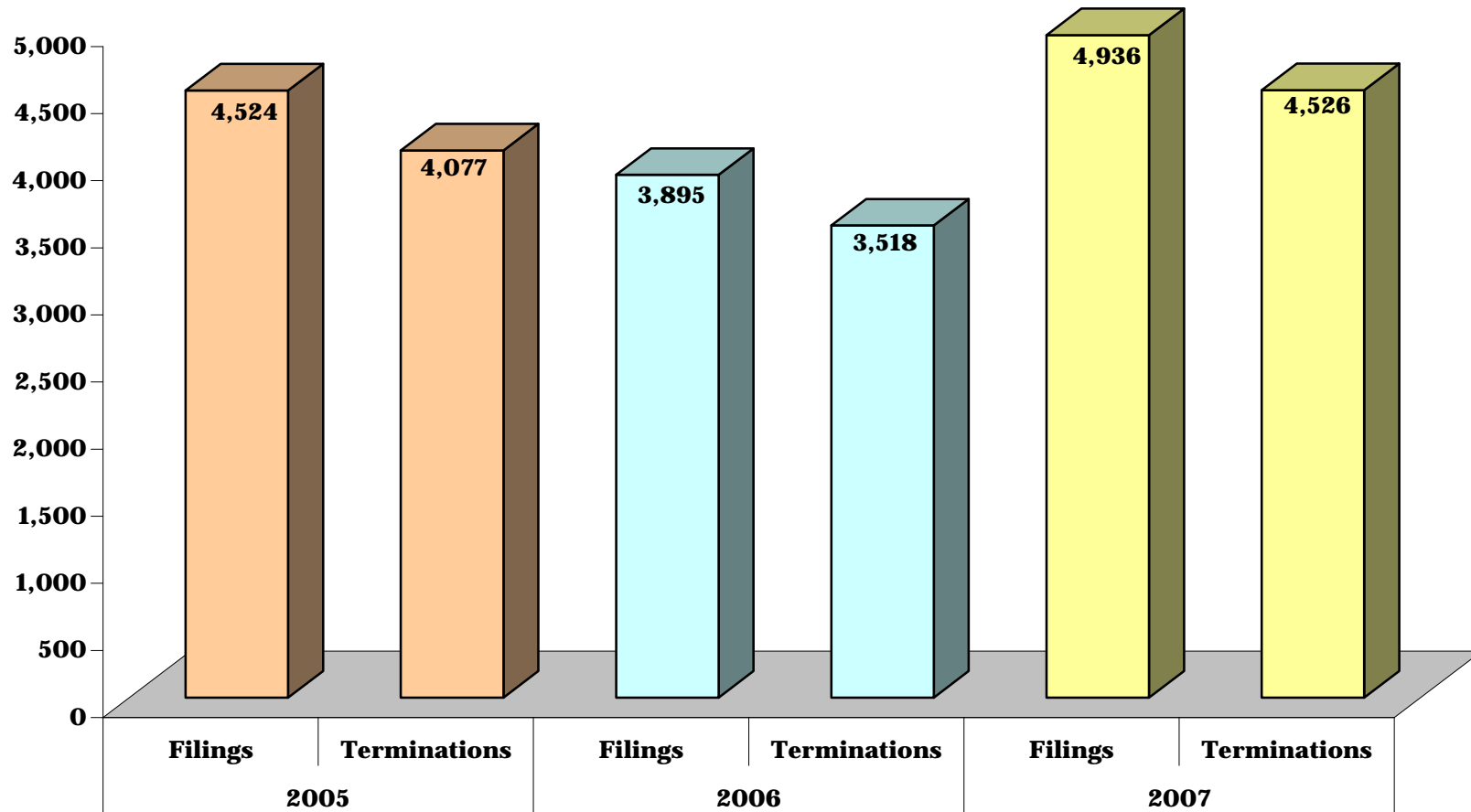
**JUVENILE FILINGS AND TERMINATIONS  
3 Year Comparative Data: Fiscal Years 2005 - 2007**



**CHART CC-9.5  
CIRCUIT COURT**

**5th CIRCUIT  
Anne Arundel, Carroll and Howard Counties**

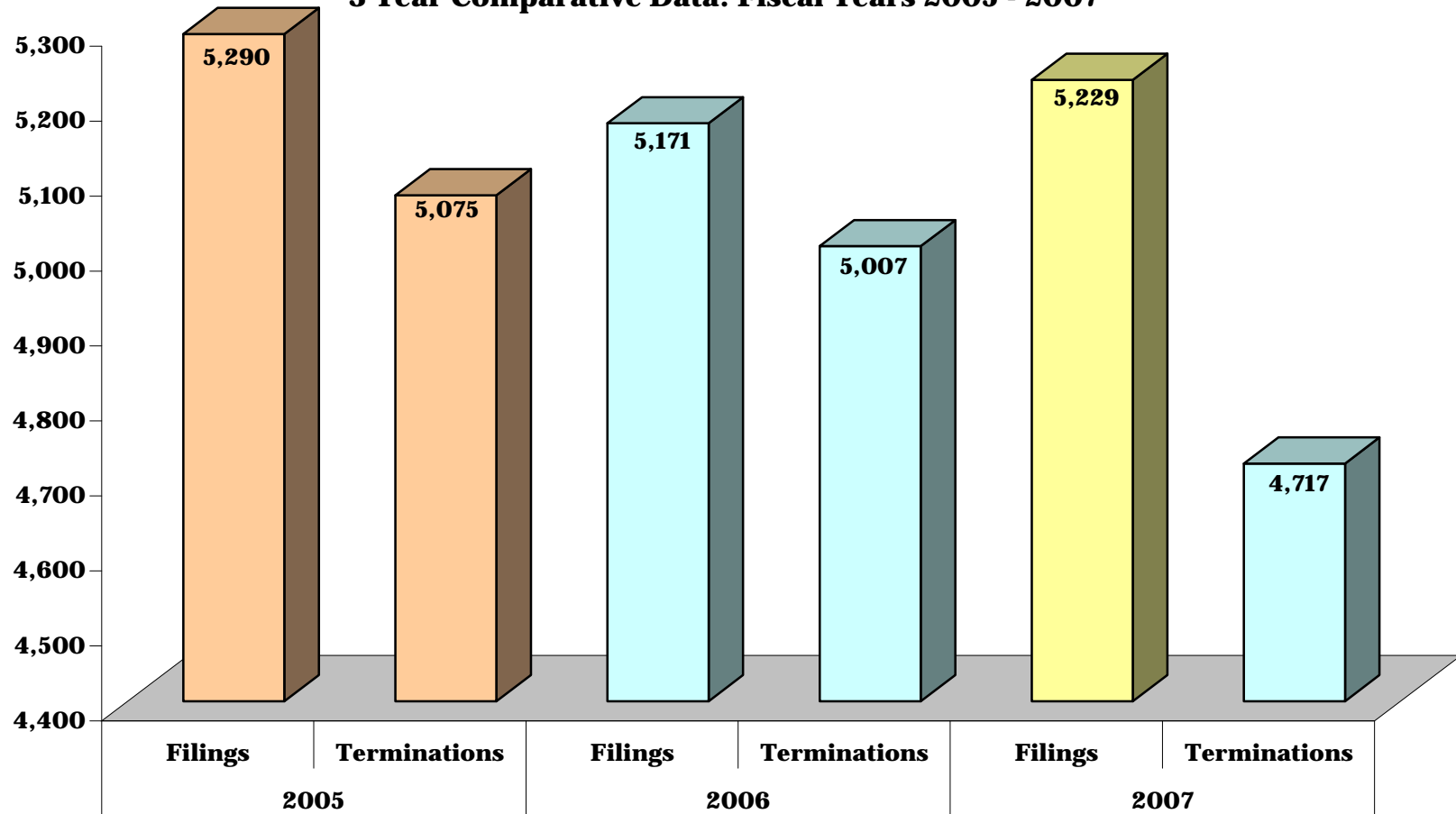
**JUVENILE FILINGS AND TERMINATIONS  
3 Year Comparative Data: Fiscal Years 2005 - 2007**



**CHART CC-9.6  
CIRCUIT COURT**

**6th CIRCUIT  
Frederick and Montgomery Counties**

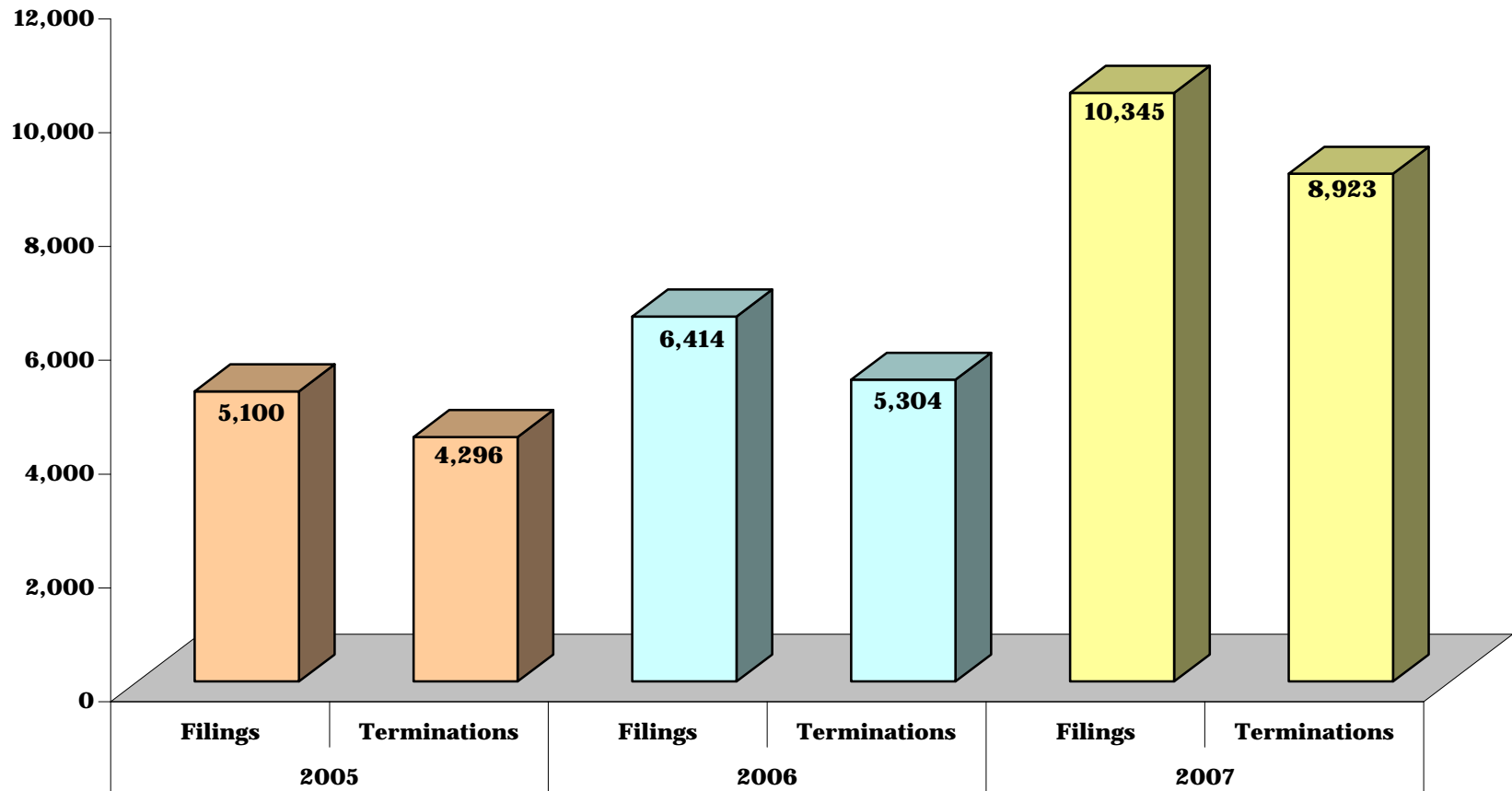
**JUVENILE FILINGS AND TERMINATIONS  
3 Year Comparative Data: Fiscal Years 2005 - 2007**



**CHART CC-9.7  
CIRCUIT COURT**

**7th CIRCUIT  
Calvert, Charles, Prince George's and St. Mary's Counties**

**JUVENILE FILINGS AND TERMINATIONS  
3 Year Comparative Data: Fiscal Years 2005 - 2007**

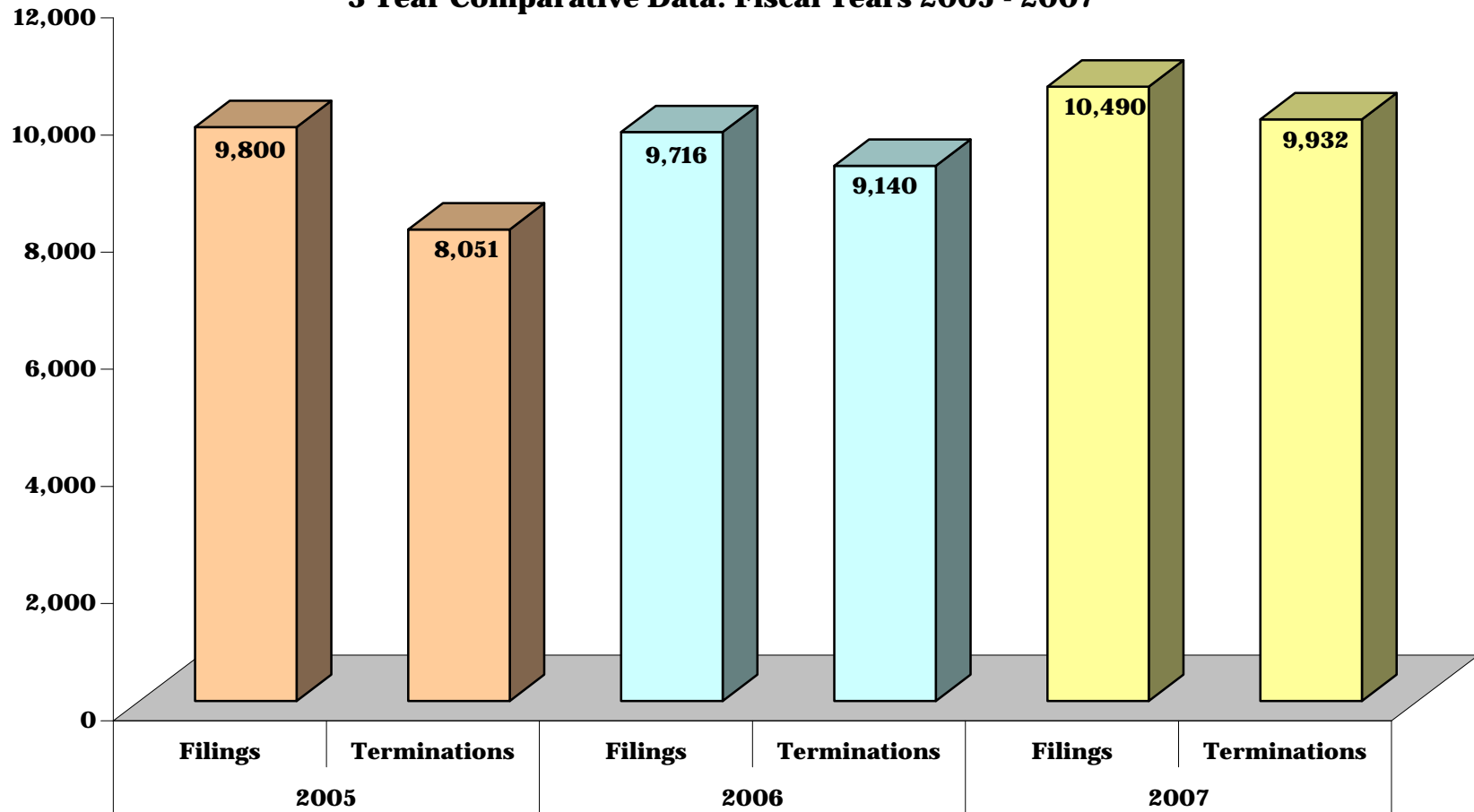




**CHART CC-9.8  
CIRCUIT COURT**

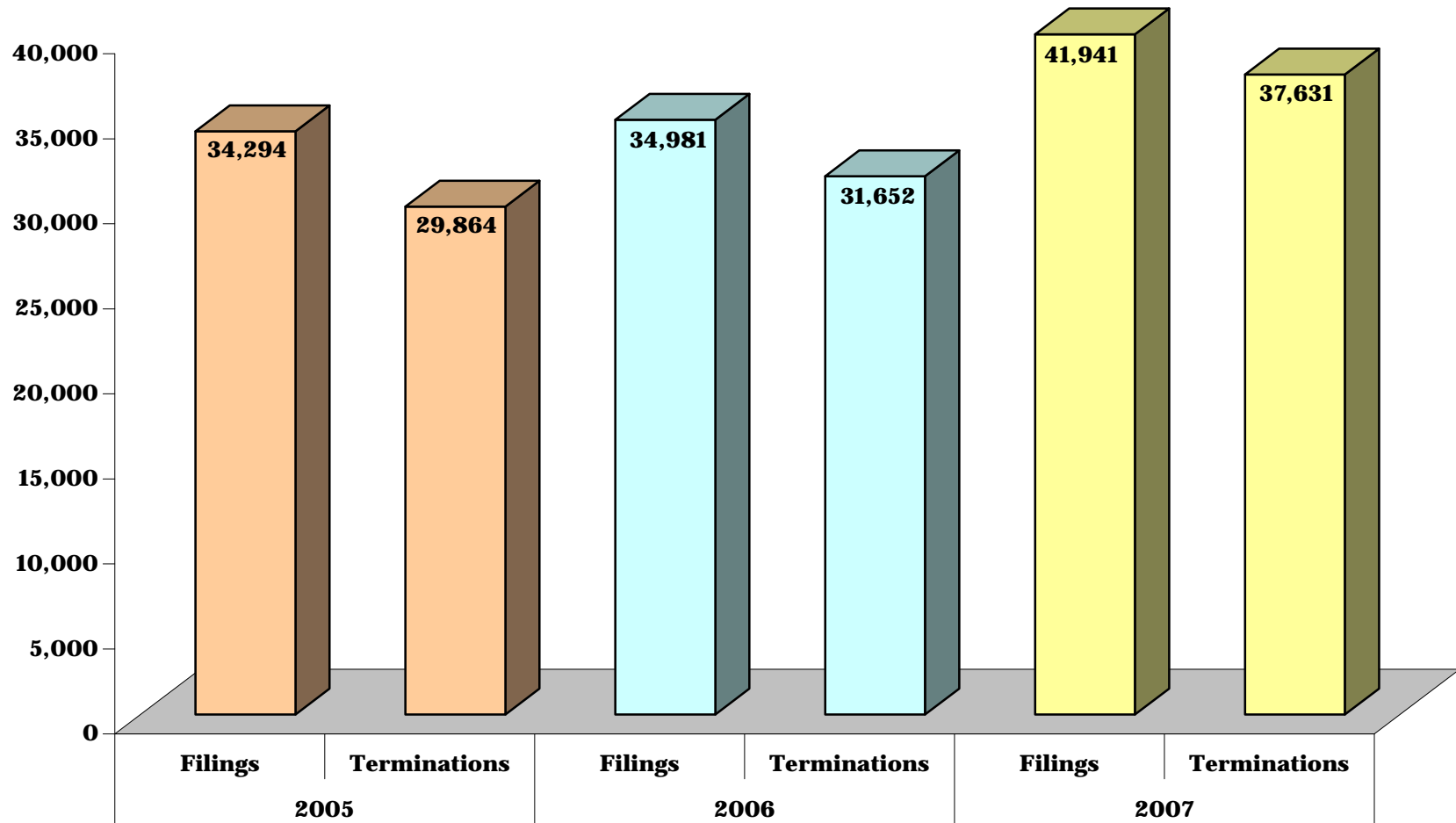
**8th CIRCUIT  
Baltimore City**

**JUVENILE FILINGS AND TERMINATIONS  
3 Year Comparative Data: Fiscal Years 2005 - 2007**



**CHART CC-9.9  
CIRCUIT COURT**

**STATE TOTALS  
JUVENILE FILINGS AND TERMINATIONS  
3 Year Comparative Data: Fiscal Years 2005 - 2007**



**TABLE CC-10.1  
CIRCUIT COURT**

**SMALL JURISDICTIONS: CATEGORIES OF TERMINATIONS**

**Original and Reopened Cases  
Fiscal Year 2007**

	<b>Caroline</b>	<b>Dorchester</b>	<b>Garrett</b>	<b>Kent</b>	<b>Queen Anne's</b>	<b>Somerset</b>	<b>Talbot</b>
<b>Total Civil-General</b>	<b>275</b>	<b>433</b>	<b>227</b>	<b>225</b>	<b>545</b>	<b>389</b>	<b>378</b>
Motor Tort	16	17	14	8	30	13	15
Other Tort	13	19	10	13	2	11	17
Contract	12	25	15	14	29	22	36
Condemnation	3	12	0	0	0	0	0
Cont'd Confessed Judgment	5	6	3	7	14	16	20
Other Law	15	26	17	23	44	45	35
<i>Appeals</i>							
District Court - On Record	0	0	1	0	3	1	3
District Court - De Novo	1	1	0	2	10	0	10
Administrative Agency	12	23	10	12	24	81	26
Unreported Law	0	0	144	0	0	0	0
Other General	198	304	13	146	388	200	216
Unreported Category	0	0	0	0	1	0	0

	<b>Caroline</b>	<b>Dorchester</b>	<b>Garrett</b>	<b>Kent</b>	<b>Queen Anne's</b>	<b>Somerset</b>	<b>Talbot</b>
<b>Total Civil-Family</b>	<b>1,132</b>	<b>961</b>	<b>618</b>	<b>521</b>	<b>667</b>	<b>1,237</b>	<b>660</b>
Divorce/Nullity	254	257	202	162	296	172	280
Other Domestic Relations	429	359	290	195	235	470	235
Adoption/Guardianship	7	6	10	4	11	7	6
Paternity	363	289	98	122	109	541	106
Domestic Violence	79	50	18	38	16	47	33

**SMALL JURISDICTIONS: CATEGORIES OF TERMINATIONS, page 2**

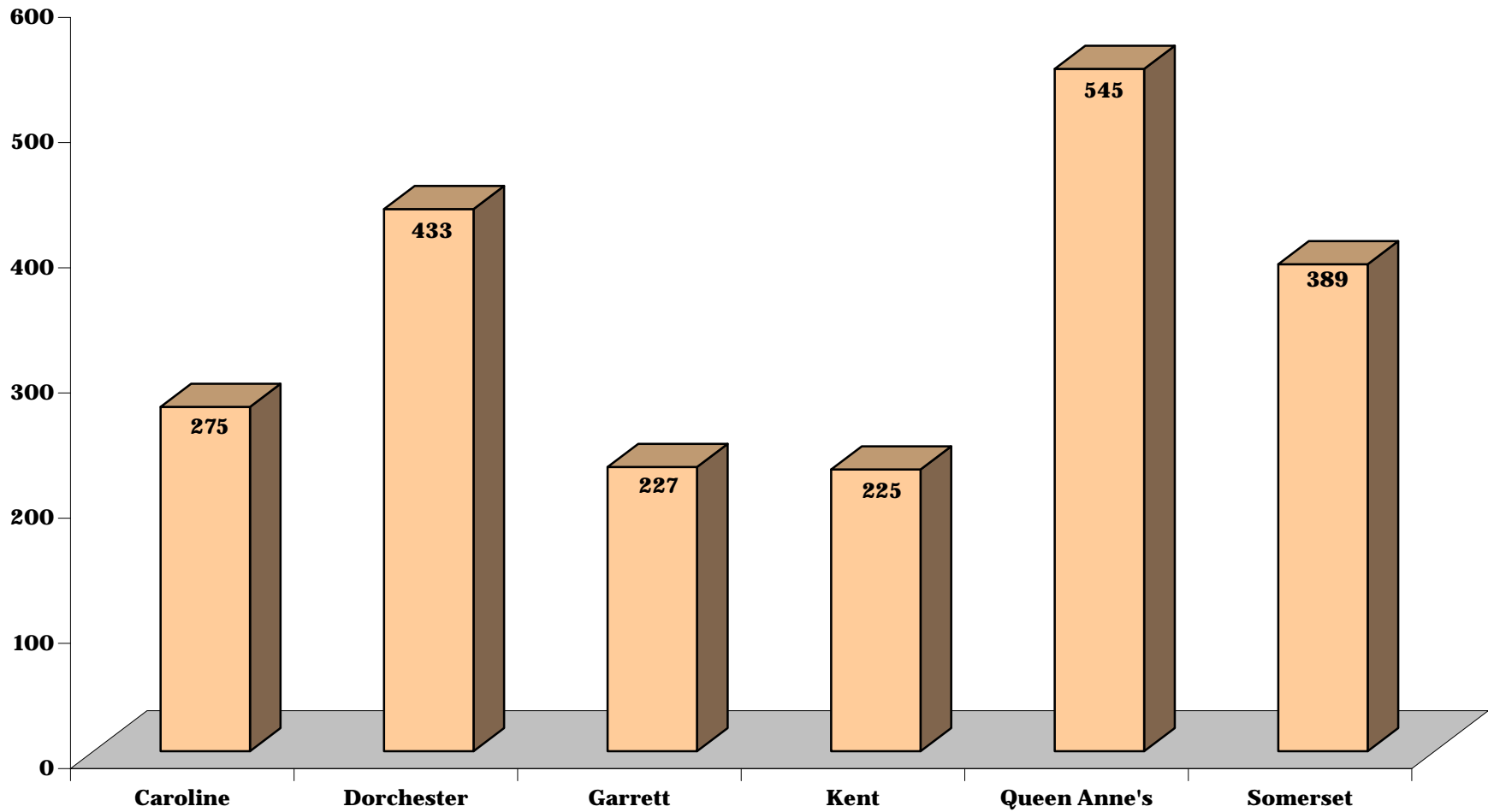
	<b>Caroline</b>	<b>Dorchester</b>	<b>Garrett</b>	<b>Kent</b>	<b>Queen Anne's</b>	<b>Somerset</b>	<b>Talbot</b>
<b>Total Juvenile</b>	<b>273</b>	<b>278</b>	<b>87</b>	<b>147</b>	<b>316</b>	<b>155</b>	<b>25</b>
Delinquency	228	242	62	131	303	114	3
Adult	1	0	0	0	2	0	0
Child in Need of Supervision	1	0	0	0	1	0	0
Child in Need of Assistance	31	27	16	2	9	22	14
Guardianship	7	5	1	9	1	3	5
Adoption	5	4	6	5	0	0	2
Peace Orders	0	0	2	0	0	16	0
Unreported Category	0	0	0	0	0	0	1

	<b>Caroline</b>	<b>Dorchester</b>	<b>Garrett</b>	<b>Kent</b>	<b>Queen Anne's</b>	<b>Somerset</b>	<b>Talbot</b>
<b>Total Criminal</b>	<b>573</b>	<b>672</b>	<b>297</b>	<b>525</b>	<b>822</b>	<b>453</b>	<b>644</b>
Indictment/Information	209	447	177	161	307	252	396
<i>Appeals</i>							
District Court - Motor	26	16	6	28	30	5	32
District Court - Other	13	10	5	19	20	15	17
Jury Trial Prayed - Motor	128	72	29	93	163	36	61
Jury Trial Prayed - Other	193	125	69	218	300	144	135
Non Support	0	0	3	0	0	0	0
Post Conviction	1	2	8	0	2	0	3
Unreported Category	3	0	0	6	0	1	0

	<b>Caroline</b>	<b>Dorchester</b>	<b>Garrett</b>	<b>Kent</b>	<b>Queen Anne's</b>	<b>Somerset</b>	<b>Talbot</b>
<b>TOTAL TERMINATIONS</b>	<b>2,253</b>	<b>2,344</b>	<b>1,229</b>	<b>1,418</b>	<b>2,350</b>	<b>2,234</b>	<b>1,707</b>

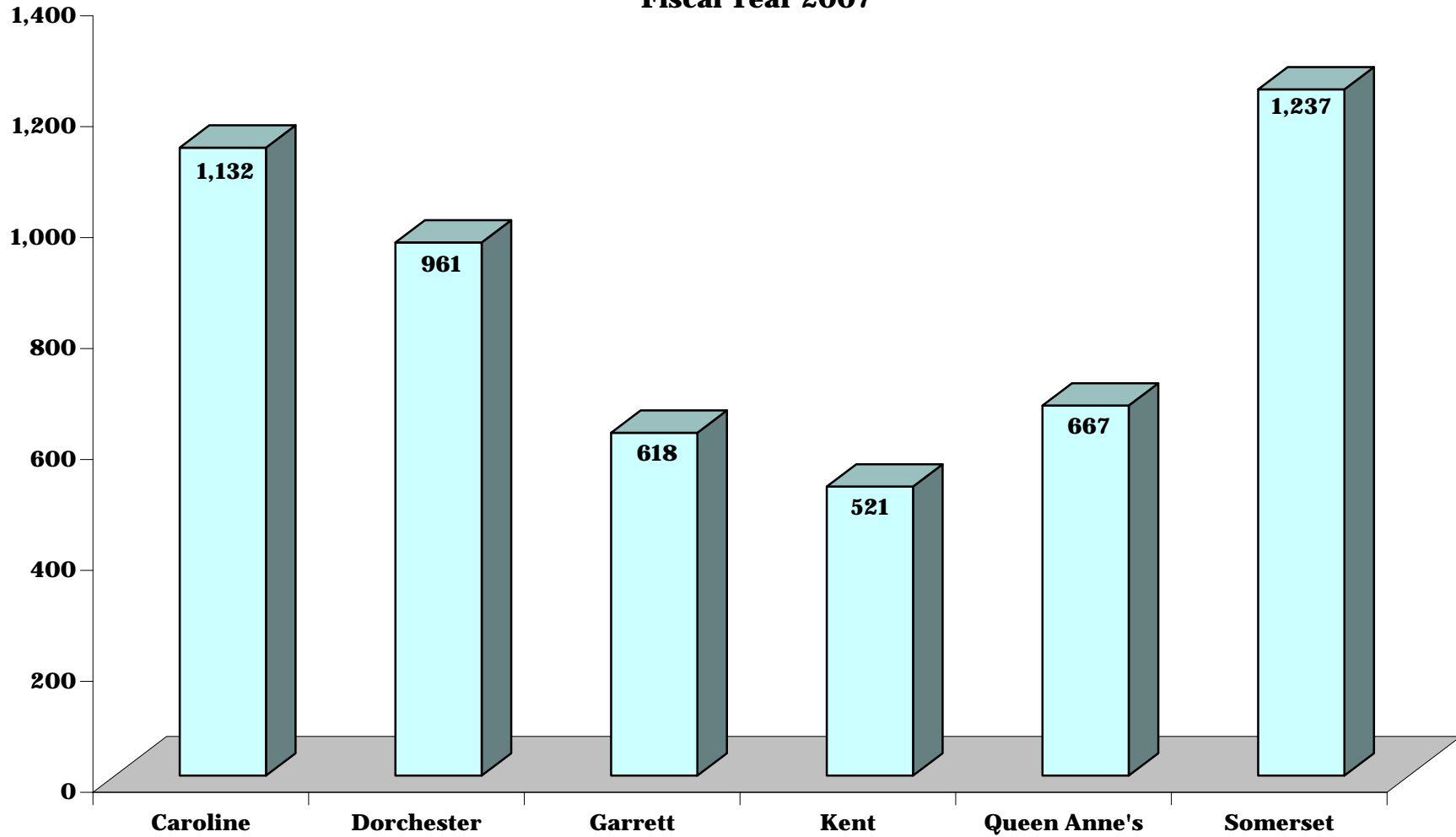
**CHART CC-10.1.1  
CIRCUIT COURT**

**SMALL JURISDICTIONS  
CIVIL-GENERAL TERMINATIONS  
Fiscal Year 2007**



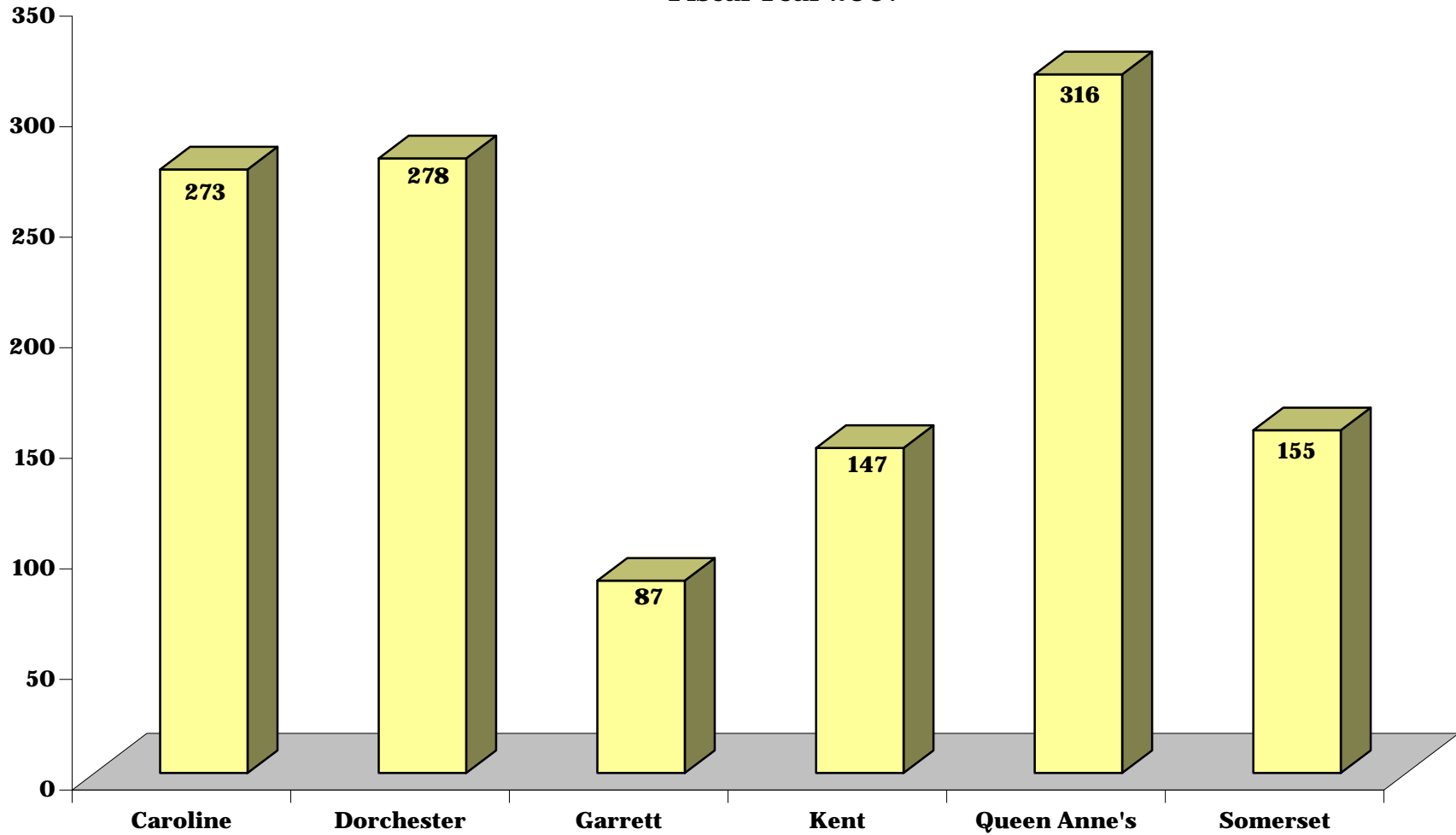
**CHART CC-10.1.2  
CIRCUIT COURT**

**SMALL JURISDICTIONS  
CIVIL-FAMILY TERMINATIONS  
Fiscal Year 2007**



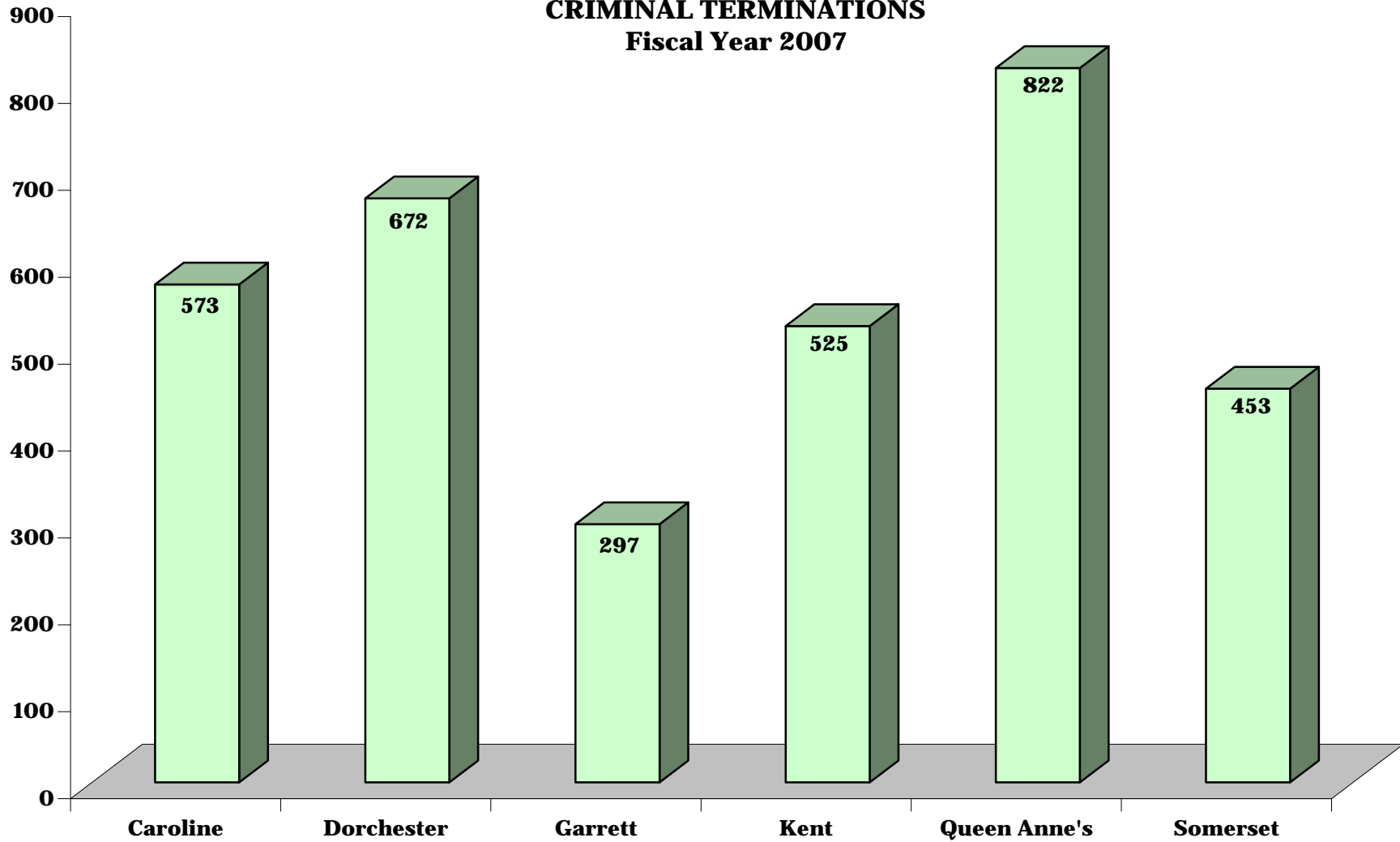
**CHART CC-10.1.3  
CIRCUIT COURT**

**SMALL JURISDICTIONS  
JUVENILE TERMINATIONS  
Fiscal Year 2007**



**CHART CC-10.1.4  
CIRCUIT COURT**

**SMALL JURISDICTIONS  
CRIMINAL TERMINATIONS  
Fiscal Year 2007**





**TABLE CC-10.2  
CIRCUIT COURT**

**MEDIUM JURISDICTIONS: CATEGORIES OF TERMINATIONS**

**Original and Reopened Cases  
Fiscal Year 2007**

	<b>Allegany</b>	<b>Calvert</b>	<b>Carroll</b>	<b>Cecil</b>	<b>Frederick</b>	<b>St. Mary's</b>	<b>Washington</b>	<b>Wicomico</b>	<b>Worcester</b>
<b>Total Civil-General</b>	<b>1,044</b>	<b>822</b>	<b>1,617</b>	<b>1,257</b>	<b>1,565</b>	<b>639</b>	<b>1,012</b>	<b>845</b>	<b>1,196</b>
Motor Tort	52	80	121	152	124	47	70	69	55
Other Tort	20	6	48	34	83	12	28	27	40
Contract	31	55	118	49	128	45	74	45	90
Condemnation	13	8	22	2	6	0	1	4	2
Cont'd Confessed Judgment	12	20	39	27	39	14	22	39	27
Other Law	47	85	122	72	82	98	63	46	67
<i>Appeals</i>									
District Court - On Record	0	0	2	1	0	2	15	2	5
District Court - De Novo	0	2	1	4	2	8	20	3	5
Administrative Agency	162	46	121	101	140	20	144	77	29
Unreported Law	0	0	0	0	0	0	0	0	0
Other General	707	518	1,021	814	960	393	575	533	876
Unreported Category	0	2	2	1	1	0	0	0	0

	<b>Allegany</b>	<b>Calvert</b>	<b>Carroll</b>	<b>Cecil</b>	<b>Frederick</b>	<b>St. Mary's</b>	<b>Washington</b>	<b>Wicomico</b>	<b>Worcester</b>
<b>Total Civil-Family</b>	<b>2,091</b>	<b>2,681</b>	<b>2,131</b>	<b>2,252</b>	<b>3,207</b>	<b>2,036</b>	<b>4,834</b>	<b>2,212</b>	<b>1,763</b>
Divorce/Nullity	621	801	1,032	621	1,462	640	1,116	600	316
Other Domestic Relations	960	725	650	1,043	1,219	704	2,387	812	632
Adoption/Guardianship	17	24	52	30	38	21	29	19	36
Paternity	469	1,039	138	378	418	539	1,246	714	763
Domestic Violence	24	92	259	180	70	132	56	67	16

**MEDIUM JURISDICTIONS: CATEGORIES OF TERMINATIONS, page 2**

	<b>Allegany</b>	<b>Calvert</b>	<b>Carroll</b>	<b>Cecil</b>	<b>Frederick</b>	<b>St. Mary's</b>	<b>Washington</b>	<b>Wicomico</b>	<b>Worcester</b>
<b>Total Juvenile</b>	<b>438</b>	<b>596</b>	<b>954</b>	<b>411</b>	<b>1,236</b>	<b>488</b>	<b>1,284</b>	<b>880</b>	<b>387</b>
Delinquent	334	565	862	331	1,067	445	939	739	312
Adult	0	0	9	0	0	3	0	45	9
Child in Need of Supervision	10	0	28	0	21	0	12	0	0
Child in Need of Assistance	78	25	36	69	72	36	267	43	43
Guardianship	9	3	7	6	39	2	31	19	12
Adoption	7	1	1	5	24	2	19	11	9
Peace Orders	0	2	11	0	13	0	16	23	2
Unreported Category	0	0	0	0	0	0	0	0	0

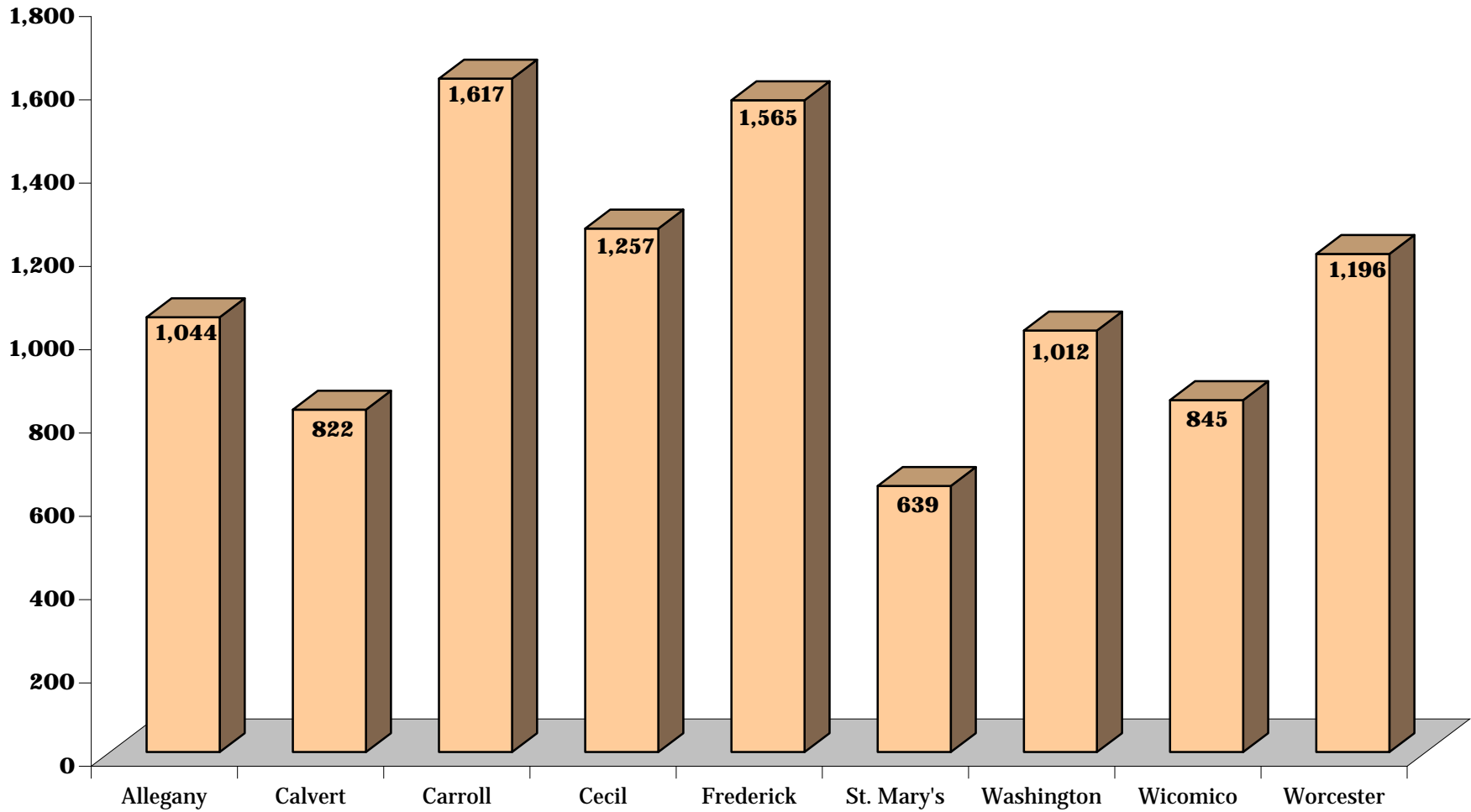
	<b>Allegany</b>	<b>Calvert</b>	<b>Carroll</b>	<b>Cecil</b>	<b>Frederick</b>	<b>St. Mary's</b>	<b>Washington</b>	<b>Wicomico</b>	<b>Worcester</b>
<b>Total Criminal</b>	<b>811</b>	<b>652</b>	<b>2,645</b>	<b>2,524</b>	<b>3,325</b>	<b>835</b>	<b>2,691</b>	<b>1,970</b>	<b>1,315</b>
Indictment/Information	343	384	790	771	945	475	1,070	1,048	525
<i>Appeals from District Court</i>									
District Court - Motor	9	11	95	44	129	19	90	27	23
District Court - Other	13	12	52	26	76	11	92	32	29
Jury Trial Prayed - Motor	115	114	699	684	1,106	113	496	294	338
Jury Trial Prayed - Other	330	124	1,009	716	1,054	215	926	554	393
Non Support	0	0	0	278	3	0	0	0	0
Post Conviction	1	3	0	2	10	0	16	15	7
Unreported Category	0	4	0	3	2	2	1	0	0

	<b>Allegany</b>	<b>Calvert</b>	<b>Carroll</b>	<b>Cecil</b>	<b>Frederick</b>	<b>St. Mary's</b>	<b>Washington</b>	<b>Wicomico</b>	<b>Worcester</b>
<b>TOTAL TERMINATIONS</b>	<b>4,384</b>	<b>4,751</b>	<b>7,347</b>	<b>6,444</b>	<b>9,333</b>	<b>3,998</b>	<b>9,821</b>	<b>5,907</b>	<b>4,661</b>

**CHART CC-10.2.1**

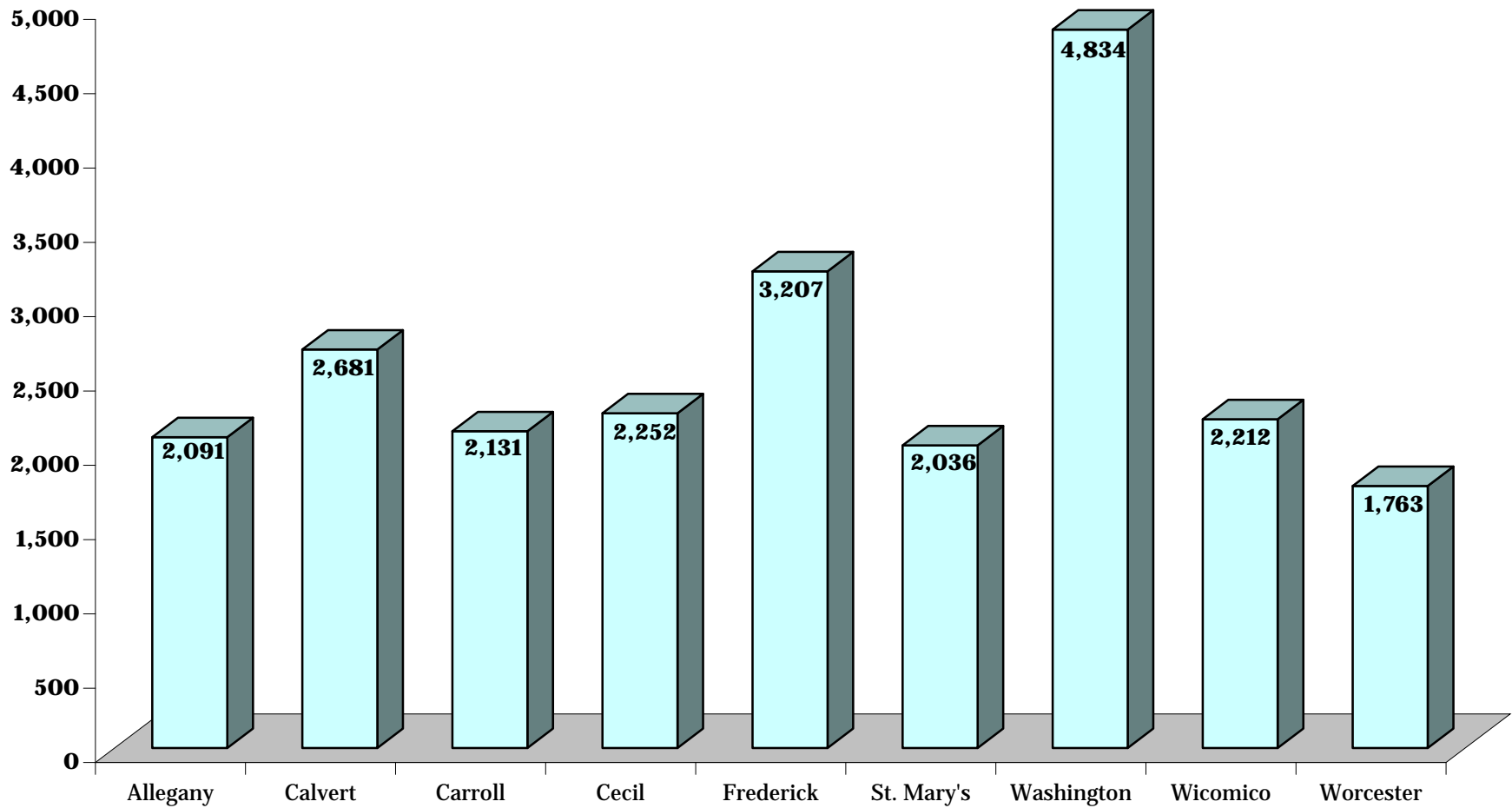
**CIRCUIT COURT**

**MEDIUM JURISDICTIONS  
CIVIL-GENERAL TERMINATIONS  
Fiscal Year 2007**



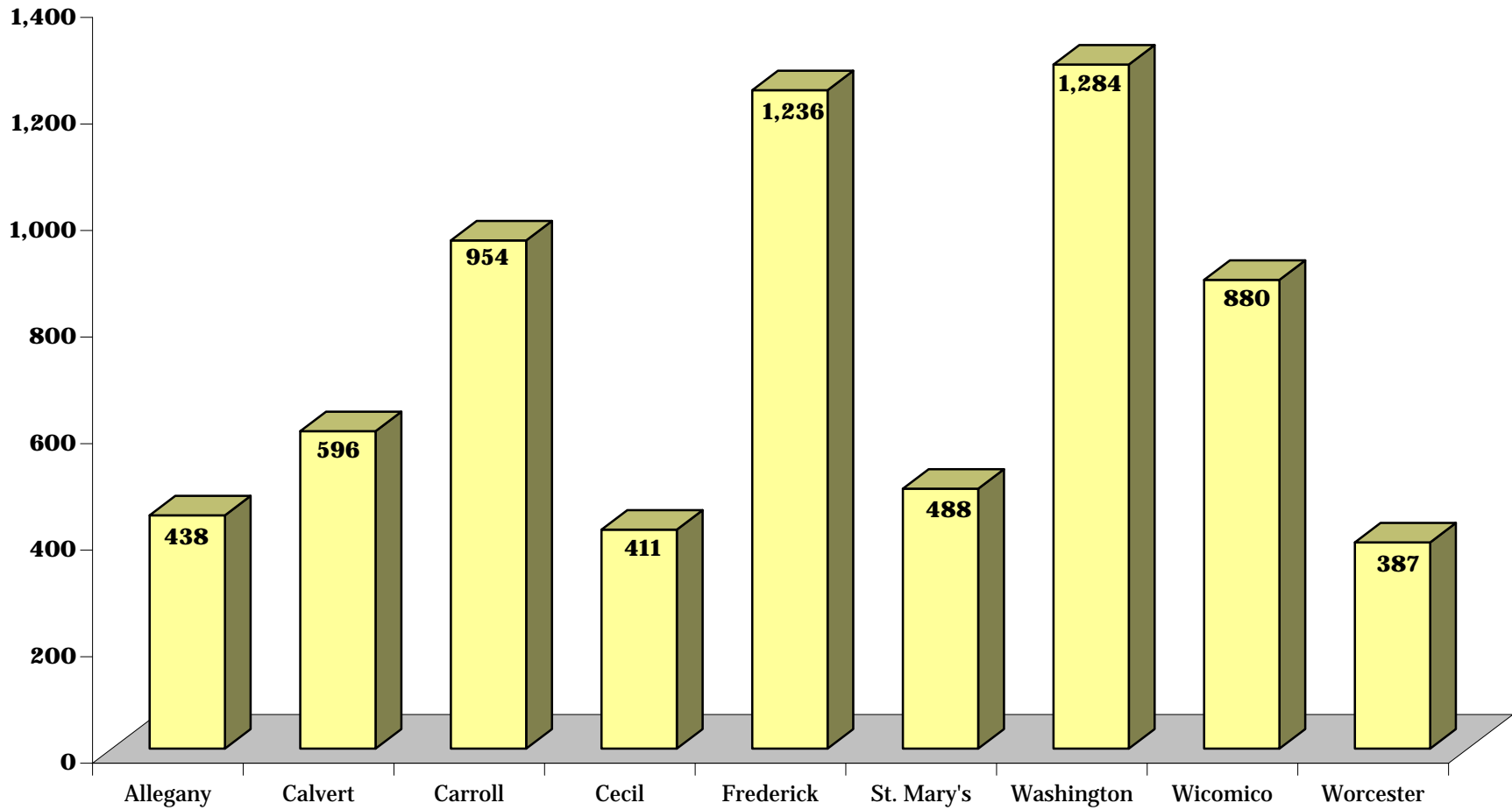
**CHART CC-10.2.2  
CIRCUIT COURT**

**MEDIUM JURISDICTIONS  
CIVIL-FAMILY TERMINATIONS  
Fiscal Year 2007**



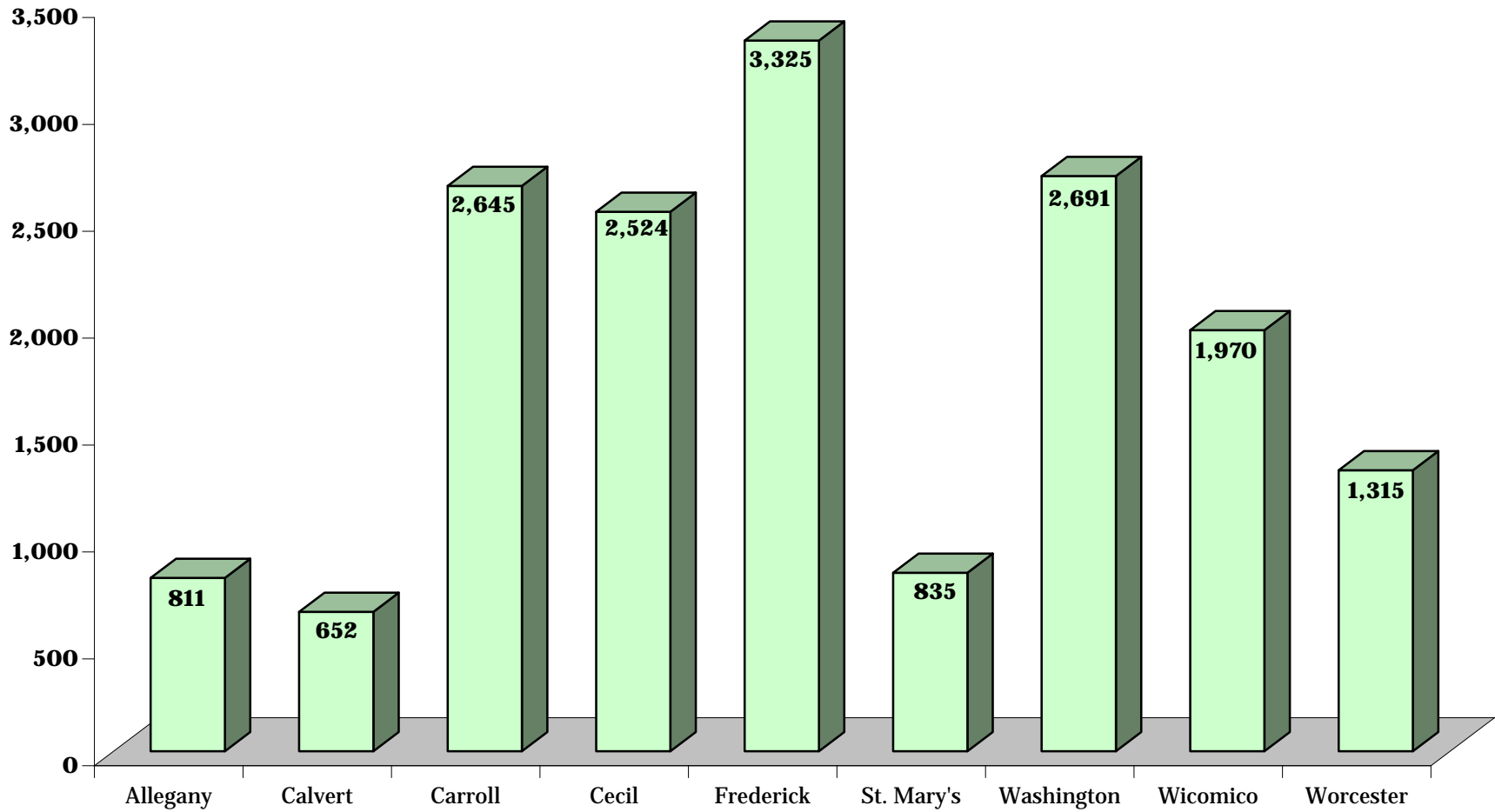
**CHART CC-10.2.3  
CIRCUIT COURT**

**MEDIUM JURISDICTIONS  
JUVENILE TERMINATIONS  
Fiscal Year 2007**



**CHART CC-10.2.4  
CIRCUIT COURT**

**MEDIUM JURISDICTIONS  
CRIMINAL TERMINATIONS  
Fiscal Year 2007**



**TABLE CC-10.3  
CIRCUIT COURT**

**MEDIUM-LARGE JURISDICTIONS: CATEGORIES OF TERMINATIONS**

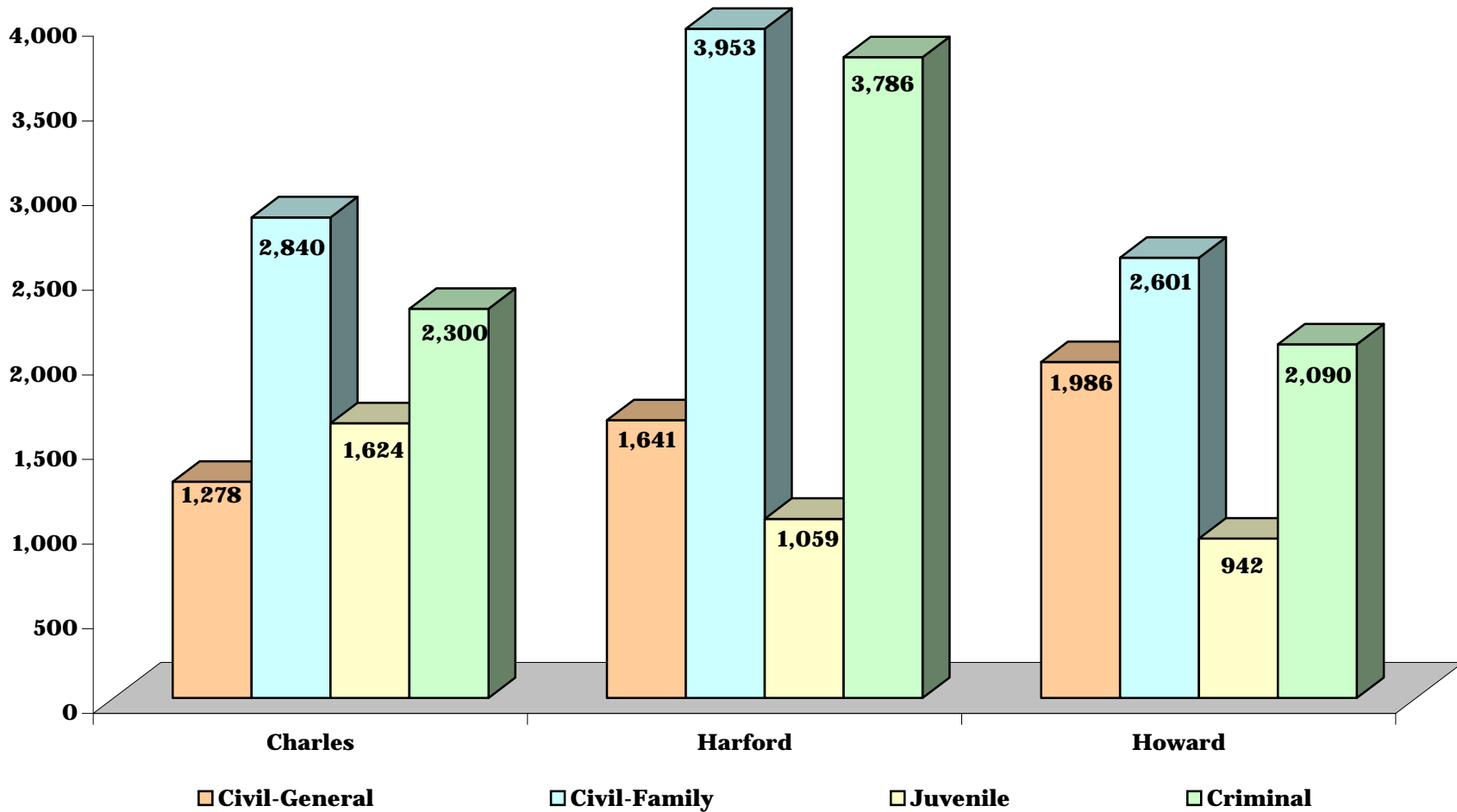
**Original and Reopened Cases  
Fiscal Year 2007**

	<b>Charles</b>	<b>Harford</b>	<b>Howard</b>
<b>Total Civil-General</b>	<b>1,278</b>	<b>1,641</b>	<b>1,986</b>
Motor Tort	107	161	192
Other Tort	51	38	108
Contract	92	65	288
Condemnation	5	1	10
Cont'd Confessed Judgment	19	40	45
Other Law	103	86	119
<i>Appeals</i>			
District Court - On Record	2	0	4
District Court - De Novo	5	0	10
Administrative Agency	68	137	134
Unreported Law	0	0	0
Other General	824	1,113	1,073
Unreported Category	2	0	3
<b>Total Civil-Family</b>	<b>2,840</b>	<b>3,953</b>	<b>2,601</b>
Divorce/Nullity	971	1,427	1,314
Other Domestic Relations	881	1,262	738
Adoption/Guardianship	32	51	47
Paternity	668	952	373
Domestic Violence	288	261	129
	<b>Charles</b>	<b>Harford</b>	<b>Howard</b>
<b>Total Juvenile</b>	<b>1,624</b>	<b>1,059</b>	<b>942</b>
Delinquency	1,528	831	833
Adult	2	1	0
Child in Need of Supervision	0	0	0
Child in Need of Assistance	57	165	75
Guardianship	21	23	17
Adoption	16	18	12
Peace Orders	0	21	5
Unreported Category	0	0	0
<b>Total Criminal</b>	<b>2,300</b>	<b>3,786</b>	<b>2,090</b>
Indictment/Information	1,511	1,016	854
<i>Appeals</i>			
District Court - Motor	30	157	133
District Court - Other	19	132	56
Jury Trial Prayed - Motor	302	944	410
Jury Trial Prayed - Other	403	1,529	629
Non Support	0	0	0
Post Conviction	22	2	0
Unreported Category	13	6	8
<b>TOTAL TERMINATIONS</b>	<b>8,042</b>	<b>10,439</b>	<b>7,619</b>

**CHART CC-10.3  
CIRCUIT COURT**

**MEDIUM-LARGE JURISDICTIONS: ALL CATEGORIES OF TERMINATIONS**

**Fiscal Year 2007**





**TABLE CC-10.4  
CIRCUIT COURT**

**LARGE JURISDICTIONS: CATEGORIES OF TERMINATIONS**

**Original and Reopened Cases  
Fiscal Year 2007**

	<b>Anne Arundel</b>	<b>Baltimore City</b>	<b>Baltimore County</b>	<b>Montgomery</b>	<b>Prince George's</b>
<b>Total Civil-General</b>	<b>5,018</b>	<b>16,472</b>	<b>10,207</b>	<b>11,059</b>	<b>8,938</b>
Motor Tort	420	1,394	1,017	606	1,029
Other Tort	7	1,149	548	677	724
Contract	454	758	1,350	1,356	708
Condemnation	3	168	119	12	3
Cont'd Confessed Judgment	113	91	221	184	0
Other Law	204	1,788	500	4,978	361
<i>Appeals</i>					
District Court - On Record	19	1	1	91	74
District Court - De Novo	44	10	4	193	122
Administrative Agency	267	928	578	436	386
Unreported Law	0	0	0	0	0
Other General	3,487	10,175	5,862	2,526	5,530
Unreported Category	0	10	7	0	1

	<b>Anne Arundel</b>	<b>Baltimore City</b>	<b>Baltimore County</b>	<b>Montgomery</b>	<b>Prince George's</b>
<b>Total Civil-Family</b>	<b>6,615</b>	<b>8,457</b>	<b>10,076</b>	<b>14,275</b>	<b>13,360</b>
Divorce/Nullity	3,526	3,386	4,354	5,242	7,009
Other Domestic Relations	1,954	1,904	3,674	4,720	2,941
Adoption/Guardianship	230	173	287	1,728	97
Paternity	580	2,752	1,202	1,791	2,611
Domestic Violence	325	242	559	794	702

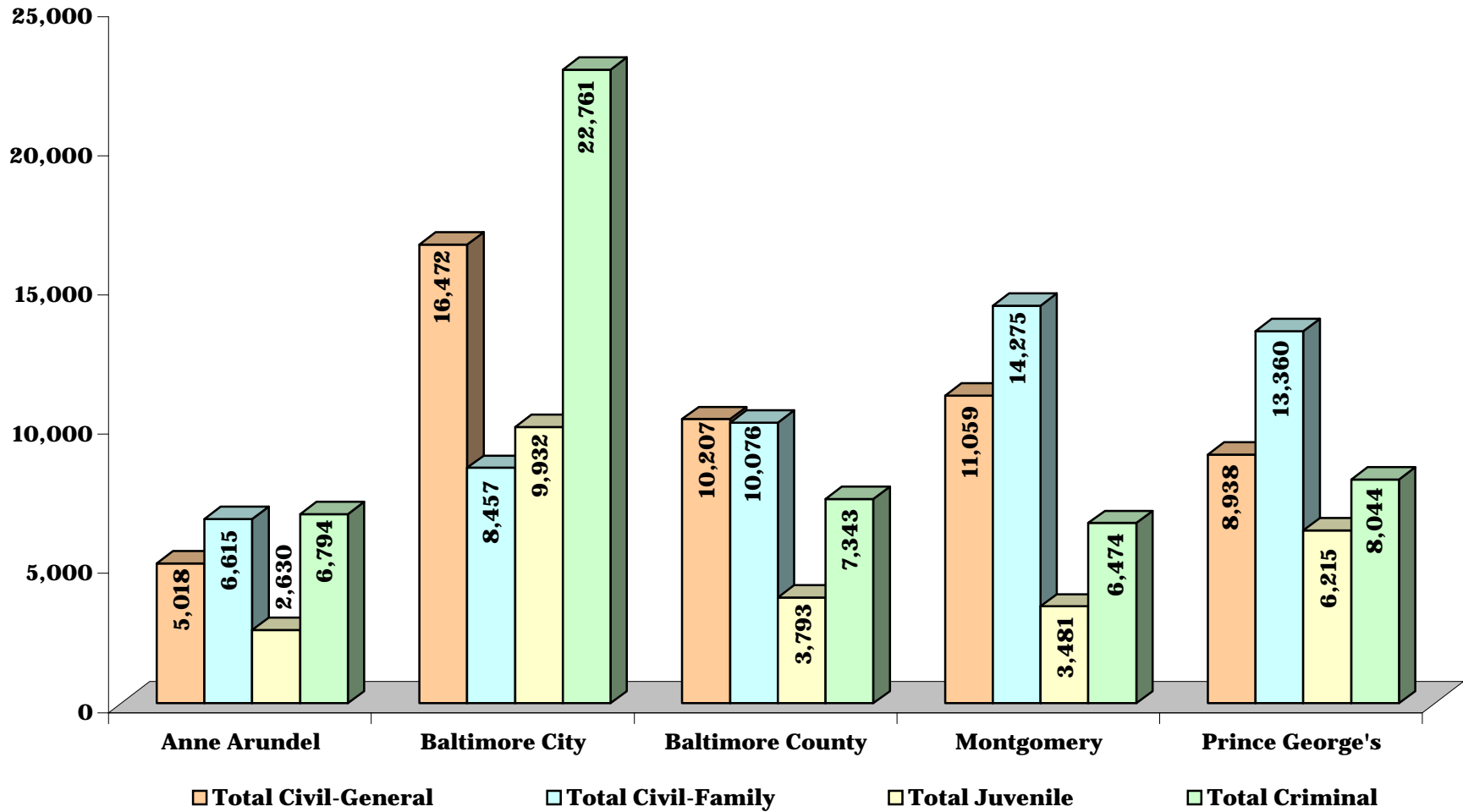
	<b>Anne Arundel</b>	<b>Baltimore City</b>	<b>Baltimore County</b>	<b>Montgomery</b>	<b>Prince George's</b>
<b>Total Juvenile</b>	<b>2,630</b>	<b>9,932</b>	<b>3,793</b>	<b>3,481</b>	<b>6,215</b>
Delinquent	2,466	7,096	3,250	3,053	5,959
Adult	1	1	0	0	0
Child in Need of Supervision	0	137	0	0	0
Child in Need of Assistance	96	2,079	396	292	201
Guardianship	25	248	56	39	21
Adoption	24	153	44	19	31
Peace Orders	18	173	47	77	0
Unreported Category	0	45	0	1	3

	<b>Anne Arundel</b>	<b>Baltimore City</b>	<b>Baltimore County</b>	<b>Montgomery</b>	<b>Prince George's</b>
<b>Total Criminal</b>	<b>6,794</b>	<b>22,761</b>	<b>7,343</b>	<b>6,474</b>	<b>8,044</b>
Indictment/Information	4,631	12,558	4,039	4,462	3,681
<i>Appeals from District Court</i>					
District Court - Motor	322	228	454	600	48
District Court - Other	537	389	607	859	102
Jury Trial Prayed - Motor	423	807	598	154	2,020
Jury Trial Prayed - Other	870	8,733	1,638	356	2,187
Non Support	1	0	2	0	0
Post Conviction	10	46	2	43	0
Unreported Category	0	0	3	0	6

	<b>Anne Arundel</b>	<b>Baltimore City</b>	<b>Baltimore County</b>	<b>Montgomery</b>	<b>Prince George's</b>
<b>TOTAL TERMINATIONS</b>	<b>21,057</b>	<b>57,622</b>	<b>31,419</b>	<b>35,289</b>	<b>36,557</b>

**CHART CC-10.4  
CIRCUIT COURT**

**LARGE JURISDICTIONS: ALL CATEGORIES OF TERMINATIONS  
Fiscal Year 2007**



**TABLE CC-11.1  
CIRCUIT COURT**

**CIVIL:\***  
**AVERAGE DAYS FROM FILING TO DISPOSITION**

**3 Year Comparative Table: Fiscal Years 2005 - 2007**

	<b>2004-05</b>	<b>2005-06</b>	<b>2006-07</b>
<b>First Circuit</b>			
Dorchester	159	152	145
Somerset	124	123	112
Wicomico	170	147	138
Worcester	136	145	134
<b>Second Circuit</b>			
Caroline	194	187	178
Cecil	193	172	190
Kent	161	169	150
Queen Anne's	157	142	134
Talbot	189	154	163
<b>Third Circuit</b>			
Baltimore	221	207	226
Harford	187	205	170
<b>Fourth Circuit</b>			
Allegany	163	151	147
Garrett	157	149	165
Washington	184	174	170
	<b>2004-05</b>	<b>2005-06</b>	<b>2006-07</b>
<b>Fifth Circuit</b>			
Anne Arundel	216	189	188
Carroll	184	202	197
Howard	225	235	216
<b>Sixth Circuit</b>			
Frederick	229	215	214
Montgomery	146	149	150
<b>Seventh Circuit</b>			
Calvert	191	184	182
Charles	208	198	207
Prince George's	241	256	234
St. Mary's	193	177	173
<b>Eighth Circuit</b>			
Baltimore City	254	227	197
	<b>2004-05</b>	<b>2005-06</b>	<b>2006-07</b>
<b>STATE AVERAGES</b>	<b>209</b>	<b>201</b>	<b>209</b>

\*Civil includes civil-general as well as civil-family cases.

NOTE: A small number of lengthy cases can increase an average, particularly in a jurisdiction with a small caseload. For that reason, civil cases over 721 days old have been excluded in the above calculations. Approximately 90 to 95% of the cases represented in the above data are disposed of within this time period.

**TABLE CC-11.2  
CIRCUIT COURT**

**CRIMINAL:  
AVERAGE DAYS FROM FILING TO DISPOSITION**

**3 Year Comparative Table: Fiscal Years 2005 - 2007**

	<b>2004-05</b>	<b>2005-06</b>	<b>2006-07</b>
<b>First Circuit</b>			
Dorchester	105	128	131
Somerset	99	119	140
Wicomico	81	86	114
Worcester	107	94	103
<b>Second Circuit</b>			
Caroline	N/A	115	111
Cecil	179	157	171
Kent	137	144	134
Queen Anne's	99	117	116
Talbot	102	109	122
<b>Third Circuit</b>			
Baltimore	113	108	117
Harford	132	125	128
<b>Fourth Circuit</b>			
Allegany	73	60	80
Garrett	136	134	136
Washington	104	86	100
	<b>2004-05</b>	<b>2005-06</b>	<b>2006-07</b>
<b>Fifth Circuit</b>			
Anne Arundel	102	104	111
Carroll	128	127	127
Howard	122	111	118
<b>Sixth Circuit</b>			
Frederick	98	93	83
Montgomery	94	83	95
<b>Seventh Circuit</b>			
Calvert	130	127	120
Charles	166	166	157
Prince George's	103	N/A	112
St. Mary's	102	106	100
<b>Eighth Circuit</b>			
Baltimore City	103	97	93
	<b>2004-05</b>	<b>2005-06</b>	<b>2006-07</b>
<b>STATE AVERAGES</b>	<b>109</b>	<b>109</b>	<b>122</b>

NOTE: A small number of lengthy cases can increase an average, particularly in a jurisdiction with a small caseload. For that reason, criminal cases over 360 days old have been excluded from the above calculations. Approximately 90 to 95% of the cases represented in the above data are disposed of within this time period.

**TABLE CC-11.3  
CIRCUIT COURT**

**JUVENILE:\***  
**AVERAGE DAYS FROM FILING TO DISPOSITION**

**3 Year Comparative Table: Fiscal Years 2005 - 2007**

	2004-05	2005-06	2006-07
<b>First Circuit</b>			
Dorchester	52	52	61
Somerset	39	78	70
Wicomico	54	63	75
Worcester	53	42	39
<b>Second Circuit</b>			
Caroline	84	60	51
Cecil	110	106	106
Kent	46	48	55
Queen Anne's	49	58	56
Talbot	51	51	26
<b>Third Circuit</b>			
Baltimore	98	107	112
Harford	87	81	75
<b>Fourth Circuit</b>			
Allegany	58	49	49
Garrett	43	39	48
Washington	49	49	49
	2004-05	2005-06	2006-07
<b>Fifth Circuit</b>			
Anne Arundel	66	69	68
Carroll	78	89	95
Howard	78	67	66
<b>Sixth Circuit</b>			
Frederick	77	80	68
Montgomery	60	59	66
<b>Seventh Circuit</b>			
Calvert	64	66	68
Charles	84	85	79
Prince George's	84	46	82
St. Mary's	68	99	71
<b>Eighth Circuit</b>			
Baltimore City	81	52	73
	2004-05	2005-06	2006-07
<b>STATE AVERAGES</b>	<b>77</b>	<b>72</b>	<b>78</b>

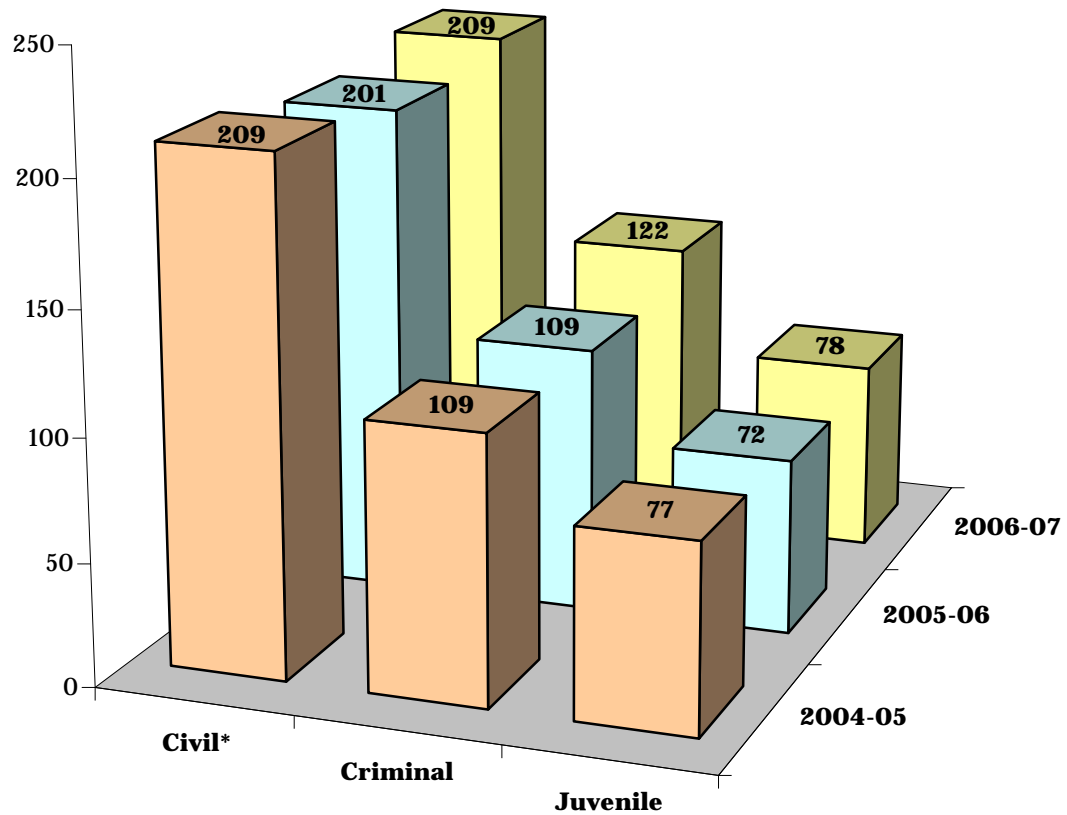
NOTE: A small number of lengthy cases can increase an average, particularly in a jurisdiction with a small caseload. For that reason, juvenile cases over 271 days old have been excluded from the above calculations. Approximately 90 to 95% of the cases represented in the above data are disposed of within this time period.

\*Does not include Child Welfare cases.

**CHART CC-11.3.1  
CIRCUIT COURT**

**STATEWIDE AVERAGE DAYS FROM FILING TO DISPOSITION  
ALL CASE TYPES**

**3 Year Comparative Table: Fiscal Years 2005 - 2007**



\*Civil averages include civil-general and civil-family cases.

**TABLE CC-12  
CIRCUIT COURT**

**DELINQUENCY TERMINATIONS  
BY TYPE OF DISPOSITION**

**Fiscal Year 2007**

	Jurisdiction Waived	Dismissed	Stet	Probation	Social Services	Juvenile Services	Hospital Facility	Institutional	Transferred In	Transferred Out	Continued	Guardianship	Adoption	Other	TOTAL
<b>First Circuit</b>	<b>72</b>	<b>192</b>	<b>122</b>	<b>196</b>	<b>1</b>	<b>198</b>	<b>0</b>	<b>0</b>	<b>23</b>	<b>37</b>	<b>3</b>	<b>0</b>	<b>0</b>	<b>563</b>	<b>1,407</b>
Dorchester	10	39	27	60	0	38	0	0	5	4	1	0	0	58	242
Somerset	5	23	20	31	0	16	0	0	1	6	0	0	0	12	114
Wicomico	29	79	68	3	0	123	0	0	13	21	0	0	0	403	739
Worcester	28	51	7	102	1	21	0	0	4	6	2	0	0	90	312
<b>Second Circuit</b>	<b>32</b>	<b>161</b>	<b>89</b>	<b>297</b>	<b>0</b>	<b>92</b>	<b>3</b>	<b>31</b>	<b>20</b>	<b>7</b>	<b>26</b>	<b>0</b>	<b>0</b>	<b>238</b>	<b>996</b>
Caroline	1	23	20	94	0	11	0	15	7	1	0	0	0	56	228
Cecil	26	67	48	94	0	38	0	0	8	1	23	0	0	26	331
Kent	2	42	0	21	0	14	0	0	2	1	0	0	0	49	131
Queen Anne's	3	29	21	86	0	29	3	16	3	4	3	0	0	106	303
Talbot	0	0	0	2	0	0	0	0	0	0	0	0	0	1	3
<b>Third Circuit</b>	<b>56</b>	<b>1,156</b>	<b>907</b>	<b>921</b>	<b>1</b>	<b>207</b>	<b>0</b>	<b>1</b>	<b>14</b>	<b>33</b>	<b>110</b>	<b>0</b>	<b>0</b>	<b>675</b>	<b>4,081</b>
Baltimore	29	1,084	906	747	1	144	0	1	0	14	107	0	0	217	3,250
Harford	27	72	1	174		63	0	0	14	19	3	0	0	458	831
<b>Fourth Circuit</b>	<b>14</b>	<b>190</b>	<b>77</b>	<b>321</b>	<b>0</b>	<b>229</b>	<b>0</b>	<b>1</b>	<b>7</b>	<b>24</b>	<b>1</b>	<b>0</b>	<b>0</b>	<b>471</b>	<b>1,335</b>
Allegany	3	113	0	61	0	16	0	0	0	2	0	0	0	139	334
Garrett	0	8	0	3	0	43	0	0	0	3	0	0	0	5	62
Washington	11	69	77	257	0	170	0	1	7	19	1	0	0	327	939

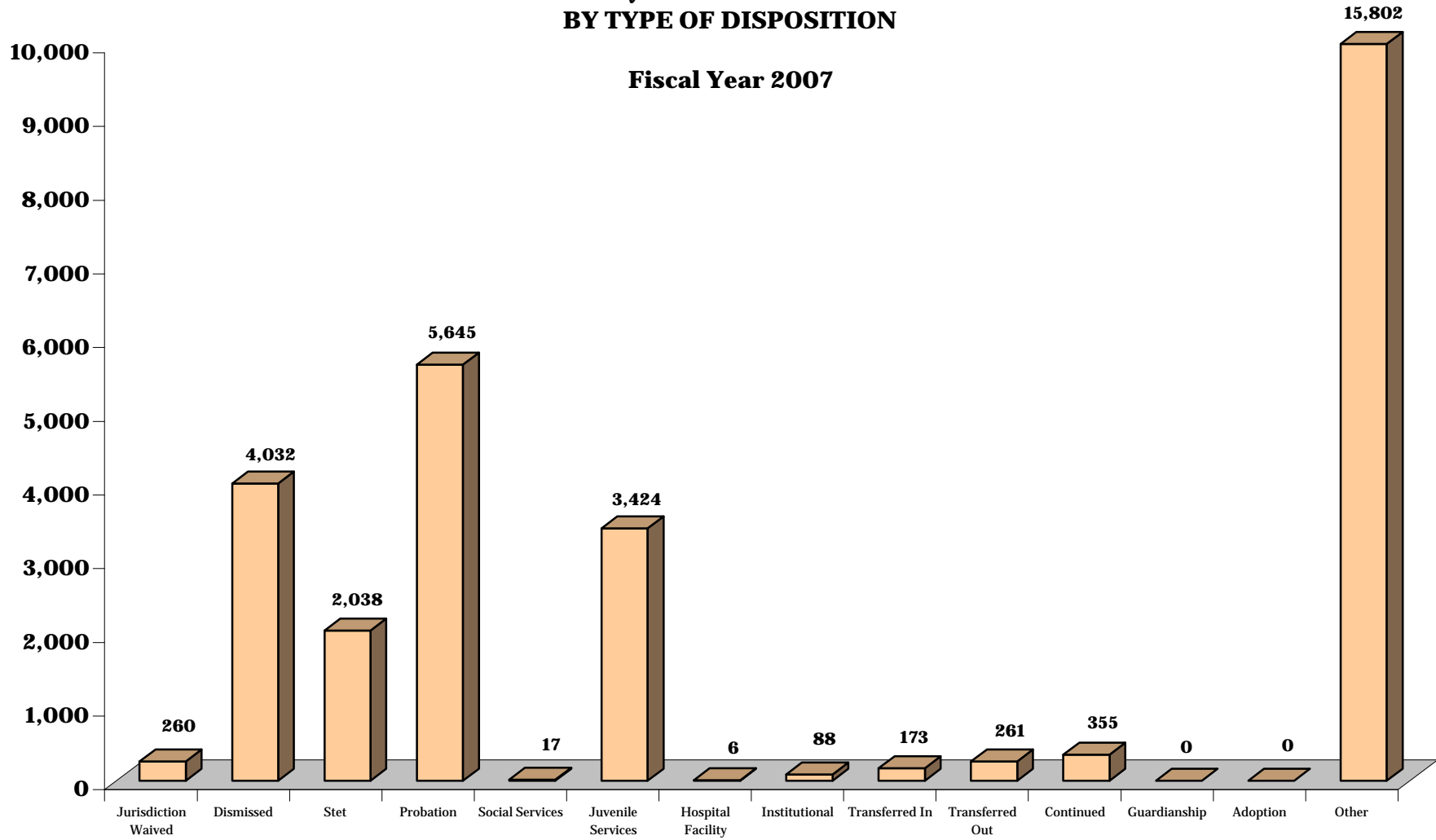
	Jurisdiction Waived	Dismissed	Stet	Probation	Social Services	Juvenile Services	Hospital Facility	Institutional	Transferred In	Transferred Out	Continued	Guardianship	Adoption	Other	TOTAL
<b>Fifth Circuit</b>	<b>36</b>	<b>474</b>	<b>485</b>	<b>1,013</b>	<b>3</b>	<b>411</b>	<b>0</b>	<b>0</b>	<b>72</b>	<b>80</b>	<b>212</b>	<b>0</b>	<b>0</b>	<b>1,375</b>	<b>4,161</b>
Anne Arundel	34	392	251	783	0	342	0	0	42	40	197	0	0	385	2,466
Carroll	1	8	74	112	3	26	0	0	12	14	1	0	0	611	862
Howard	1	74	160	118	0	43	0	0	18	26	14	0	0	379	833
<b>Sixth Circuit</b>	<b>43</b>	<b>989</b>	<b>209</b>	<b>1,014</b>	<b>10</b>	<b>462</b>	<b>0</b>	<b>1</b>	<b>2</b>	<b>34</b>	<b>0</b>	<b>0</b>	<b>0</b>	<b>1,764</b>	<b>4,528</b>
Frederick	6	208	46	215	0	77	0	1	2	21	0	0	0	491	1,067
Montgomery	37	781	163	799	10	385	0	0	0	13	0	0	0	1,273	3,461
<b>Seventh Circuit</b>	<b>2</b>	<b>76</b>	<b>149</b>	<b>1,882</b>	<b>0</b>	<b>1,541</b>	<b>3</b>	<b>54</b>	<b>35</b>	<b>43</b>	<b>3</b>	<b>0</b>	<b>0</b>	<b>4,709</b>	<b>8,497</b>
Calvert	0	41	86	211	0	76	0	0	6	10	3	0	0	132	565
Charles	2	2	54	419	0	682	1	0	15	25	0	0	0	328	1,528
Prince George's	0	0	0	1,112	0	759	1	4	0	0	0	0	0	4,083	5,959
St. Mary's	0	33	9	140	0	24	1	50	14	8	0	0	0	166	445
<b>Eighth Circuit</b>	<b>5</b>	<b>794</b>	<b>0</b>	<b>1</b>	<b>2</b>	<b>284</b>	<b>0</b>	<b>0</b>	<b>0</b>	<b>3</b>	<b>0</b>	<b>0</b>	<b>0</b>	<b>6,007</b>	<b>7,096</b>
Baltimore City	5	794	0	1	2	284	0	0	0	3	0	0	0	6,007	7,096
<b>STATE TOTALS</b>	<b>260</b>	<b>4,032</b>	<b>2,038</b>	<b>5,645</b>	<b>17</b>	<b>3,424</b>	<b>6</b>	<b>88</b>	<b>173</b>	<b>261</b>	<b>355</b>	<b>0</b>	<b>0</b>	<b>15,802</b>	<b>32,101</b>



**CHART CC-12.1  
CIRCUIT COURT**

**STATE TOTALS  
DELINQUENCY TERMINATIONS  
BY TYPE OF DISPOSITION**

**Fiscal Year 2007**



**TABLE CC-13  
CIRCUIT COURT**

**COURT TRIALS, JURY TRIALS AND HEARINGS:  
BY COUNTY, CIRCUIT AND FUNCTIONAL AREA**

**Fiscal Year 2007**

	1st Circuit				2nd Circuit					3rd Circuit		4th Circuit		
	Dorchester	Somerset	Wicomico	Worcester	Caroline	Cecil	Kent	Queen Anne's	Talbot	Baltimore	Harford	Allegany	Garrett	Washington
<b>TRIALS</b>														
<i>Civil</i>														
Court	8	9	12	17	41	30	22	59	47	2,620	243	19	12	27
Jury	5	2	17	14	6	18	4	13	13	177	56	23	7	37
<i>Criminal</i>														
Court	96	8	156	107	*	57	82	21	43	*	19	8	15	12
Jury	12	31	79	25	*	75	16	21	98	*	143	24	82	65
<b>County Totals</b>	<b>121</b>	<b>50</b>	<b>264</b>	<b>163</b>	<b>47</b>	<b>180</b>	<b>124</b>	<b>114</b>	<b>201</b>	<b>2,797</b>	<b>461</b>	<b>74</b>	<b>116</b>	<b>141</b>
Court	104	17	168	124	41	87	104	80	90	2,620	262	27	27	39
Jury	17	33	96	39	6	93	20	34	111	177	199	47	89	102
<b>Circuit Totals</b>		<b>598</b>				<b>666</b>				<b>3,258</b>		<b>331</b>		
Court		413				402				2,882		93		
Jury		185				264				376		238		
	1st Circuit				2nd Circuit					3rd Circuit		4th Circuit		
	Dorchester	Somerset	Wicomico	Worcester	Caroline	Cecil	Kent	Queen Anne's	Talbot	Baltimore	Harford	Allegany	Garrett	Washington
<b>HEARINGS</b>														
<i>Civil</i>	1,540	1,558	2,455	2,495	2,533	3,075	1,015	1,406	1,114	9,594	3,068	1,824	568	2,088
<i>Criminal</i>	1,859	1,025	5,244	2,193	1,167	6,794	1,435	1,858	1,311	10,905	6,582	1,395	486	4,316
<i>Juvenile</i>	701	460	2,133	940	568	1,090	218	516	763	9,451	2,162	853	241	1,675
<b>County Totals</b>	<b>4,100</b>	<b>3,043</b>	<b>9,832</b>	<b>5,628</b>	<b>4,268</b>	<b>10,959</b>	<b>2,668</b>	<b>3,780</b>	<b>3,188</b>	<b>29,950</b>	<b>11,812</b>	<b>4,072</b>	<b>1,295</b>	<b>8,079</b>
<b>Circuit Totals</b>		<b>22,603</b>				<b>24,863</b>				<b>41,762</b>		<b>13,446</b>		

\*Data not available due to reporting problems.

NOTE: Some differences may exist in the number of court trials for courts of similar size due to the recording of these events under incorrect headings.

**COURT TRIALS, JURY TRIALS AND HEARINGS, page 2**

	5th Circuit			6th Circuit		7th Circuit				8th Circuit	State
	Anne Arundel	Carroll	Howard	Frederick	Montgomery	Calvert	Charles	Prince George's	St. Mary's	Baltimore City	TOTALS
<b>TRIALS</b>											
<i>Civil</i>											
Court	87	71	128	23	862	31	91	196	12	1,113	5,780
Jury	160	26	36	56	138	13	48	212	13	198	1,292
<i>Criminal</i>											
Court	66	133	54	57	9	16	*	292	10	330	1,591
Jury	141	38	99	148	61	22	*	41	38	564	1,259
<b>County Totals</b>	<b>454</b>	<b>268</b>	<b>317</b>	<b>284</b>	<b>1,070</b>	<b>82</b>	<b>139</b>	<b>741</b>	<b>73</b>	<b>894</b>	<b>9,922</b>
Court	153	204	182	80	871	47	91	488	22	1,443	7,371
Jury	301	64	135	204	199	35	48	253	51	762	2,551
<b>Circuit Totals</b>		<b>1,039</b>			<b>1,354</b>			<b>1,035</b>		<b>2,205</b>	<b>10,486</b>
Court		539			951			648		1,443	7,371
Jury		500			403			387		762	3,115

	5th Circuit			6th Circuit		7th Circuit				8th Circuit	State
	Anne Arundel	Carroll	Howard	Frederick	Montgomery	Calvert	Charles	Prince George's	St. Mary's	Baltimore City	TOTALS
<b>HEARINGS</b>											
<i>Civil</i>	12,039	3,974	3,028	3,383	22,680	3,201	4,664	16,445	1,837	13,206	118,790
<i>Criminal</i>	15,298	5,383	5,046	7,587	11,455	1,894	4,270	22,653	1,702	14,633	136,491
<i>Juvenile</i>	5,578	1,968	2,396	2,410	11,142	1,355	3,021	14,927	1,357	69,593	135,518
<b>County Totals</b>	<b>32,915</b>	<b>11,325</b>	<b>10,470</b>	<b>13,380</b>	<b>45,277</b>	<b>6,450</b>	<b>11,955</b>	<b>54,025</b>	<b>4,896</b>	<b>97,432</b>	<b>390,799</b>
<b>Circuit Totals</b>		<b>54,710</b>			<b>58,657</b>			<b>77,326</b>		<b>97,432</b>	<b>390,799</b>

\*Data not available due to reporting problems.

NOTE: Some differences may exist in the number of court trials for courts of similar size due to the recording of these events under incorrect headings.

**TABLE CC-14  
CIRCUIT COURT**

**TERMINATIONS AS A PERCENTAGE OF FILINGS**

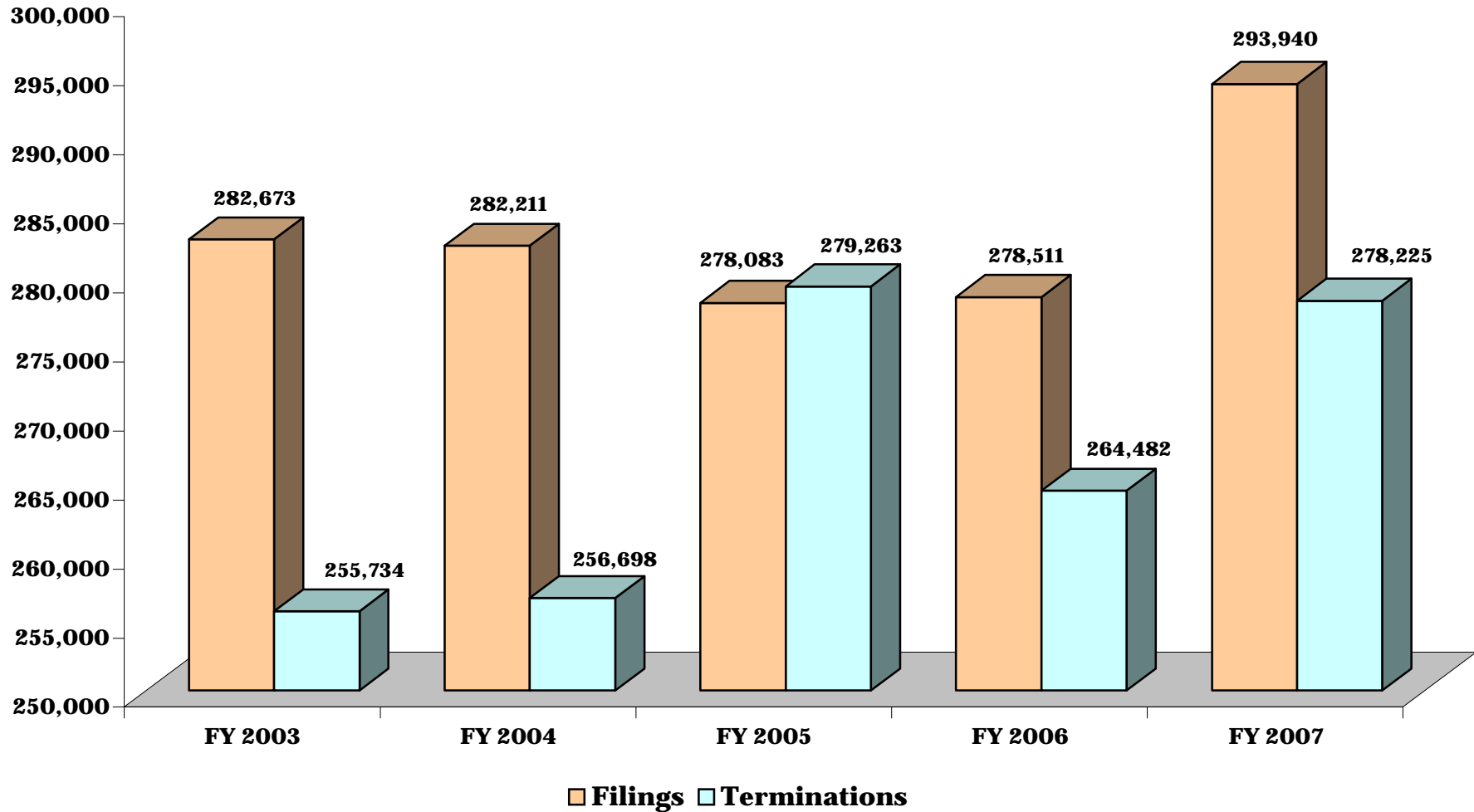
**5 Year Comparative Data: Fiscal Years 2003 - 2007**

	<b>Terminations As</b>		
	<b>Filings</b>	<b>Terminations</b>	<b>Percent of Total Filings</b>
<b>FY 2003</b>	282,673	255,734	90.5%
<b>FY 2004</b>	282,211	256,698	91.0%
<b>FY 2005</b>	278,083	279,263	100.4%
<b>FY 2006</b>	278,511	264,482	95.0%
<b>FY 2007</b>	293,940	278,225	94.7%

**CHART CC-14.1  
CIRCUIT COURT**

**TERMINATIONS AND FILINGS**

**5 Year Comparative Data: Fiscal Years 2003 - 2007**



**TABLE CC-15  
CIRCUIT COURT**

**JURY TRIAL PRAYERS  
IN THE CIRCUIT COURTS**

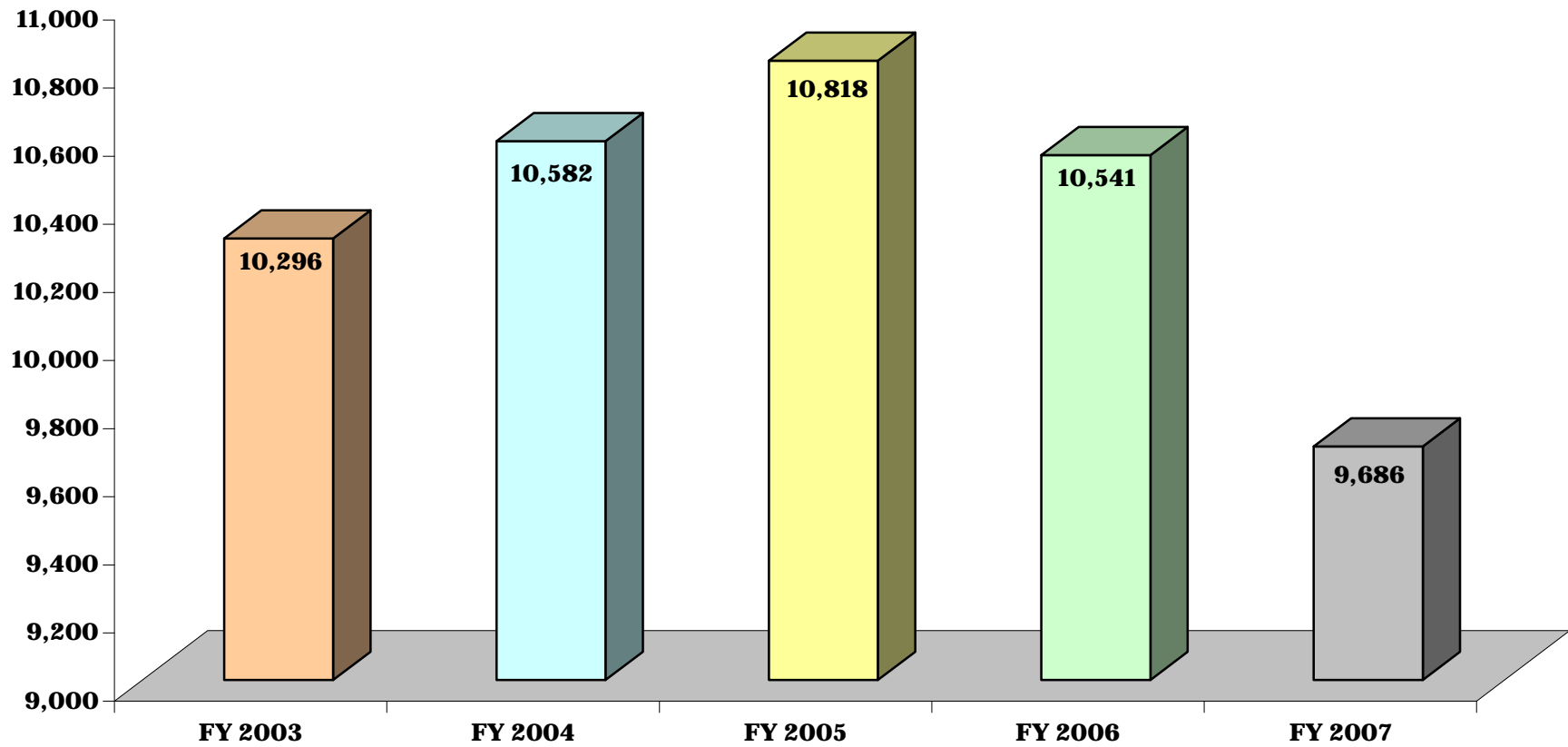
**5 Year Comparative Data: Fiscal Years 2003 - 2007**

	<b>FY 2003</b>	<b>FY 2004</b>	<b>FY 2005</b>	<b>FY 2006</b>	<b>FY 2007</b>
Baltimore City	10,296	10,582	10,818	10,541	9,686
Anne Arundel County	1,153	1,268	1,359	1,358	1,244
Baltimore County	1,482	1,574	1,517	2,224	2,486
Montgomery County	1,145	639	492	393	479
Prince George's County	4,643	4,014	4,722	4,379	3,932
All Other Counties	13,639	14,125	14,331	15,100	13,169
<b>STATE TOTALS</b>	<b>32,358</b>	<b>32,202</b>	<b>33,239</b>	<b>33,995</b>	<b>30,996</b>

**CHART CC-15.1**

**JURY TRIAL PRAYERS  
BALTIMORE CITY**

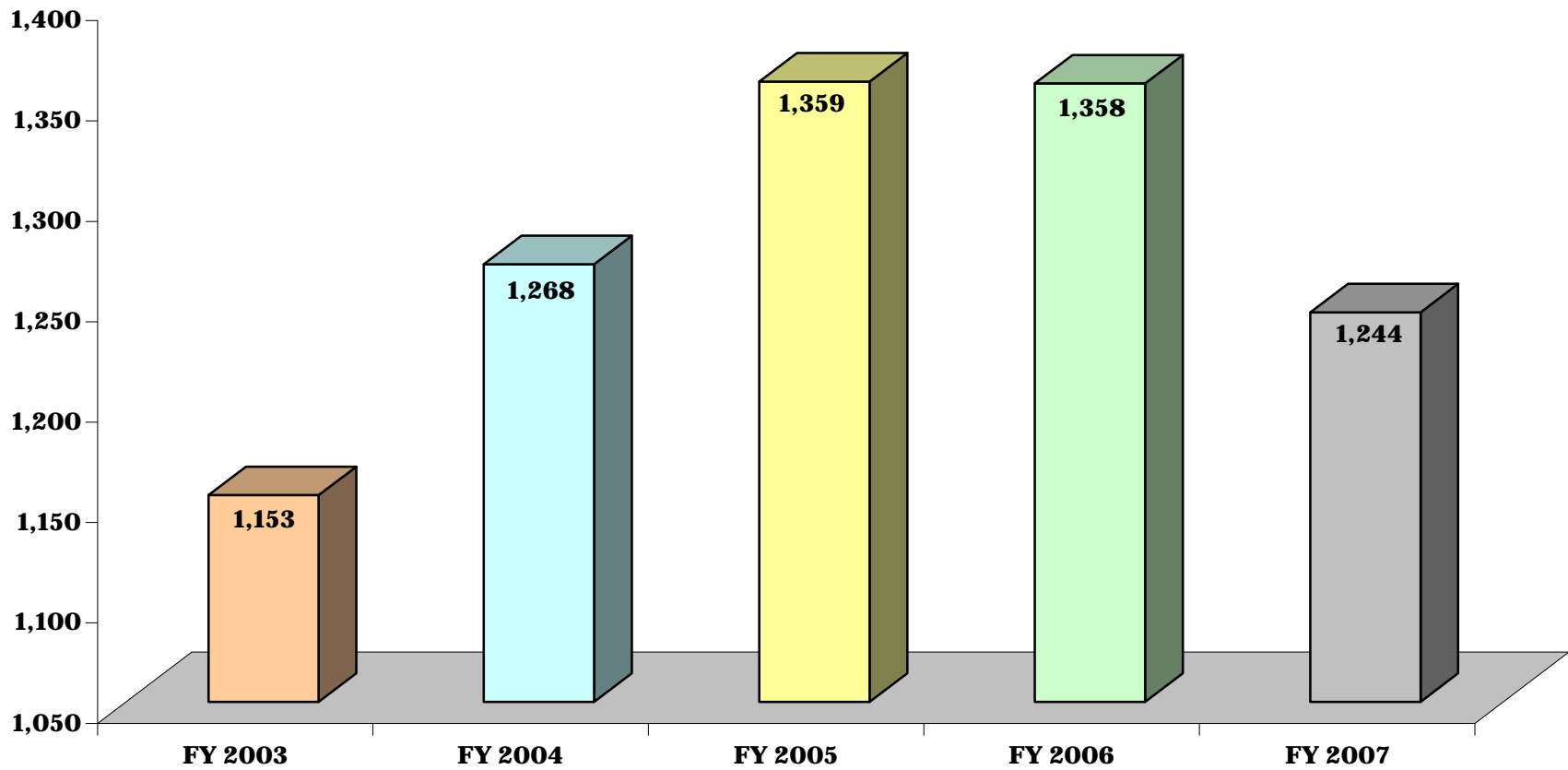
**5 Year Comparative Data: Fiscal Years 2003 - 2007**



**CHART CC-15.2**

**JURY TRIAL PRAYERS  
ANNE ARUNDEL COUNTY**

**5 Year Comparative Data: Fiscal Years 2003 - 2007**

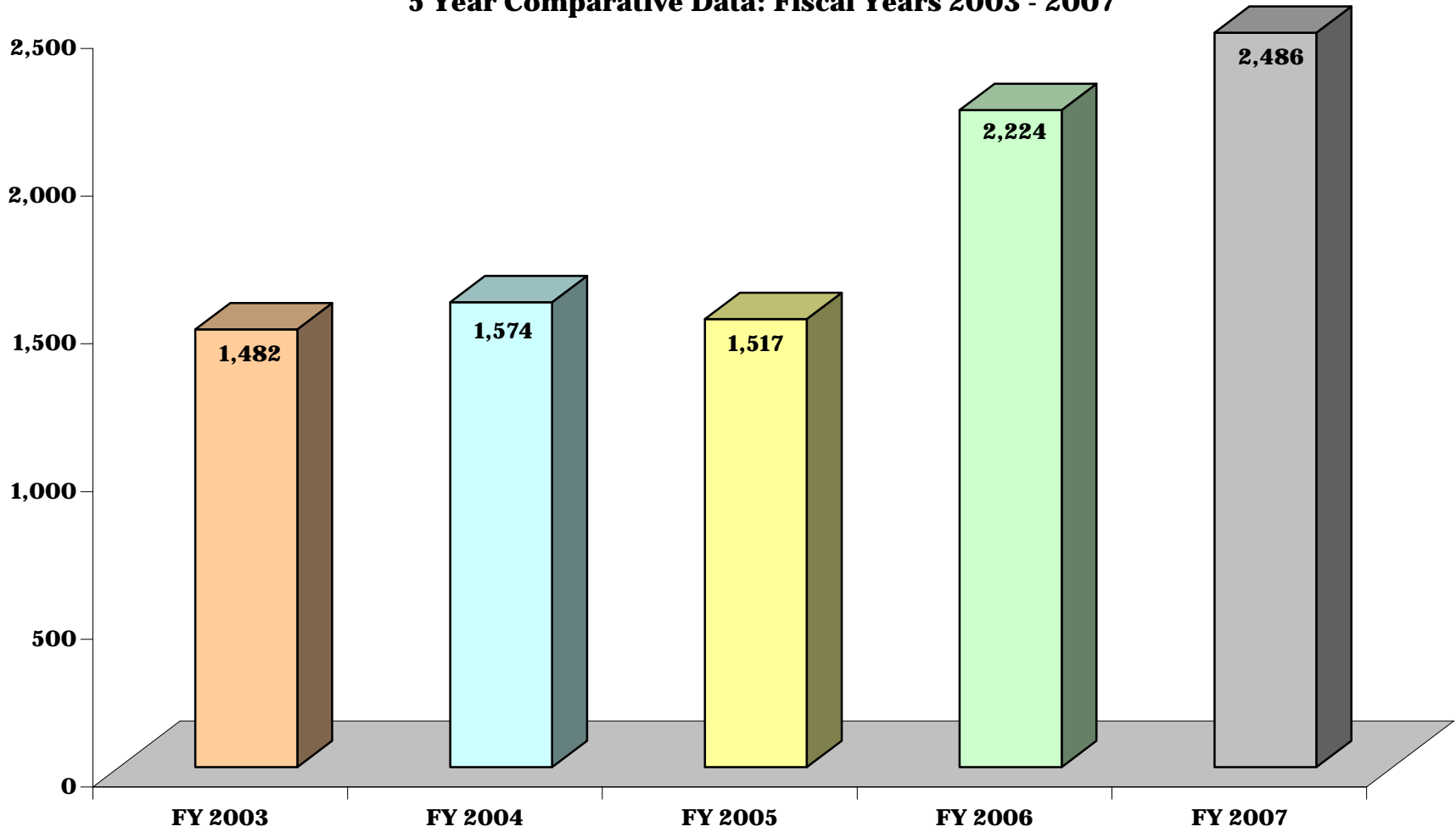




**CHART CC-15.3**

**JURY TRIAL PRAYERS  
BALTIMORE COUNTY**

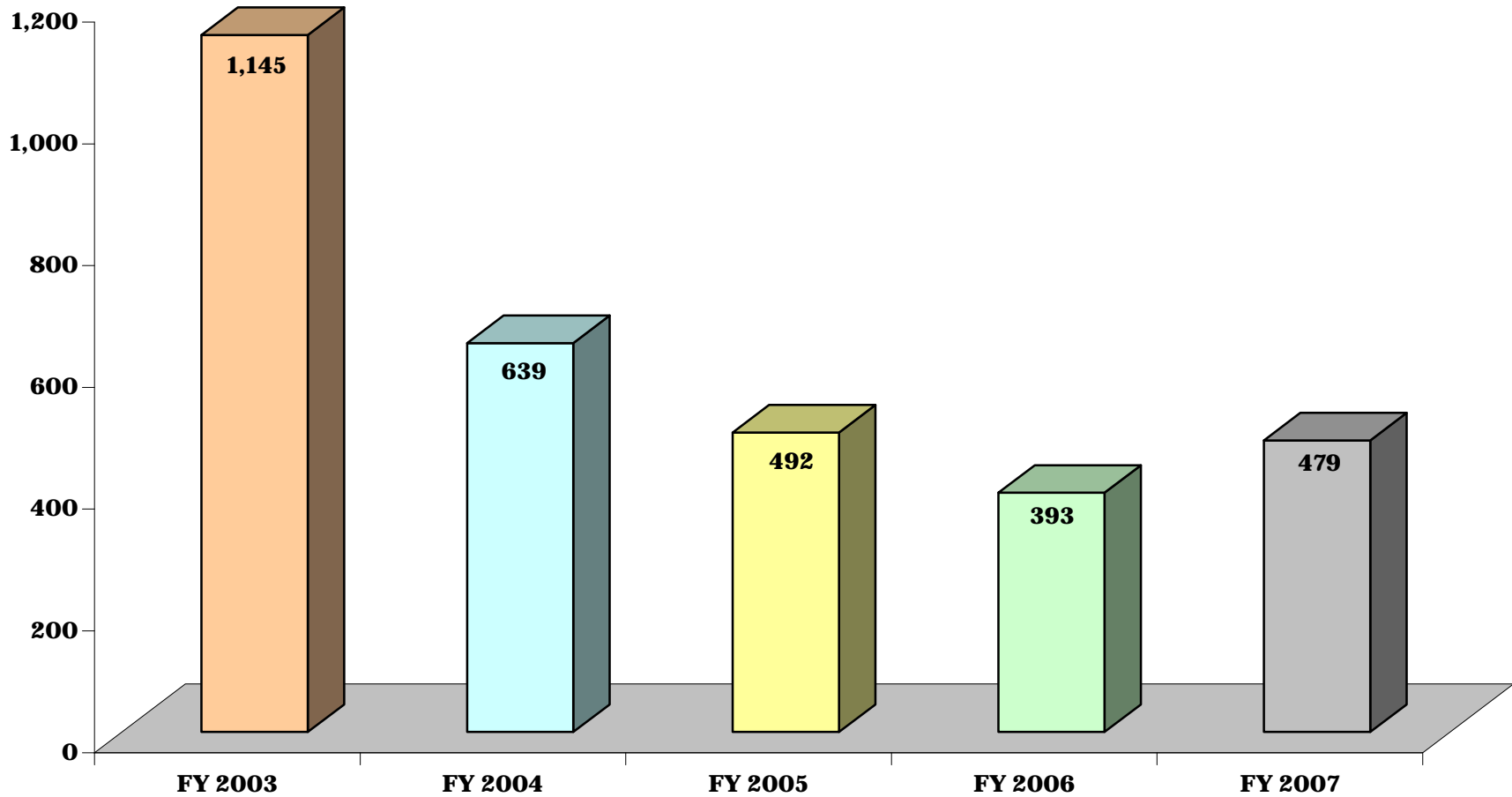
**5 Year Comparative Data: Fiscal Years 2003 - 2007**



**CHART CC-15.4**

**JURY TRIAL PRAYERS  
MONTGOMERY COUNTY**

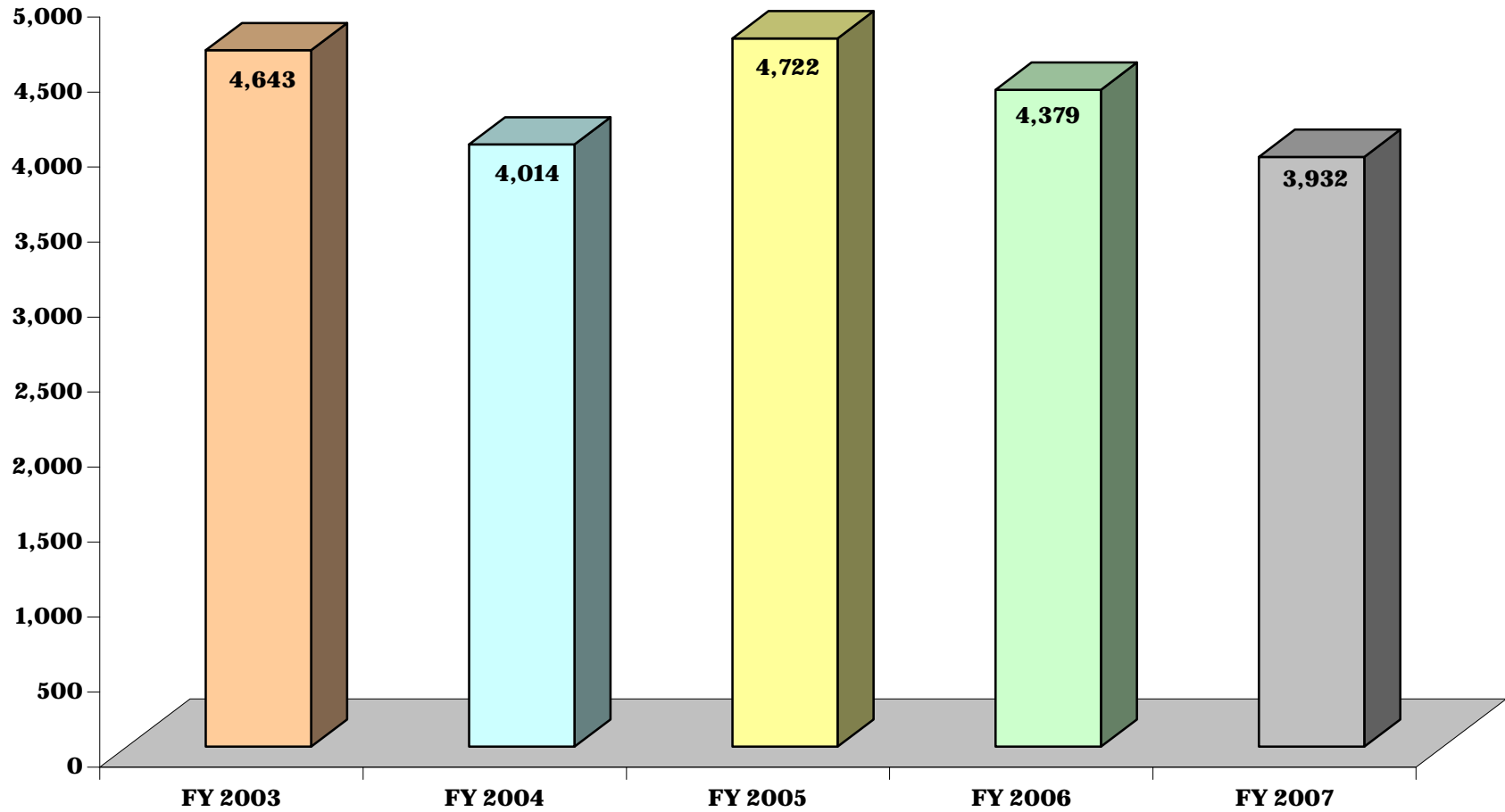
**5 Year Comparative Data: Fiscal Years 2003 - 2007**



**CHART CC-15.5**

**JURY TRIAL PRAYERS  
PRINCE GEORGE'S COUNTY**

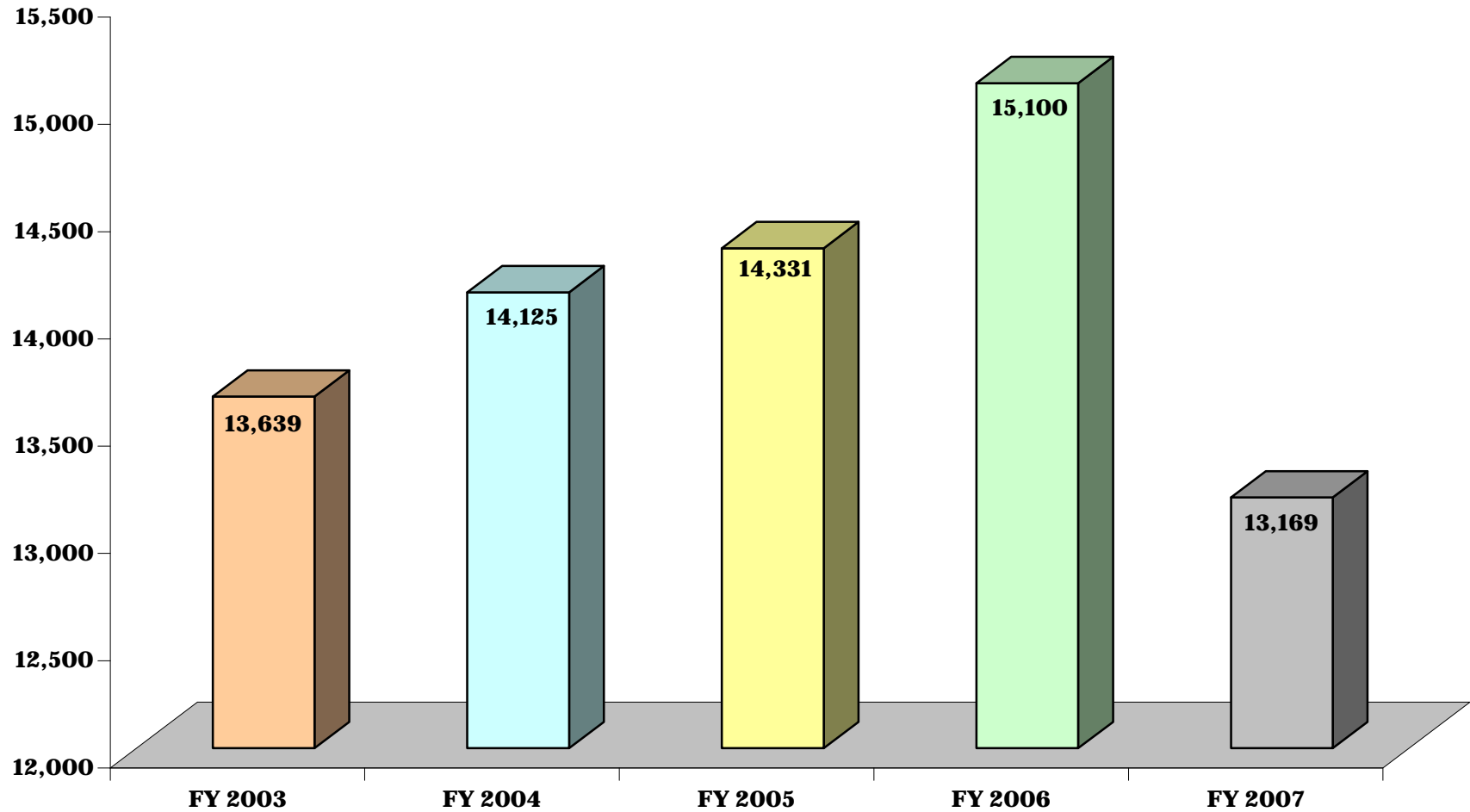
**5 Year Comparative Data: Fiscal Years 2003 - 2007**



**CHART CC-15.6**

**JURY TRIAL PRAYERS  
ALL OTHER COUNTIES**

**5 Year Comparative Data: Fiscal Years 2003 - 2007**



**CHART CC-15.7**

**JURY TRIAL PRAYERS  
STATE TOTALS**

**5 Year Comparative Data: Fiscal Years 2003 - 2007**

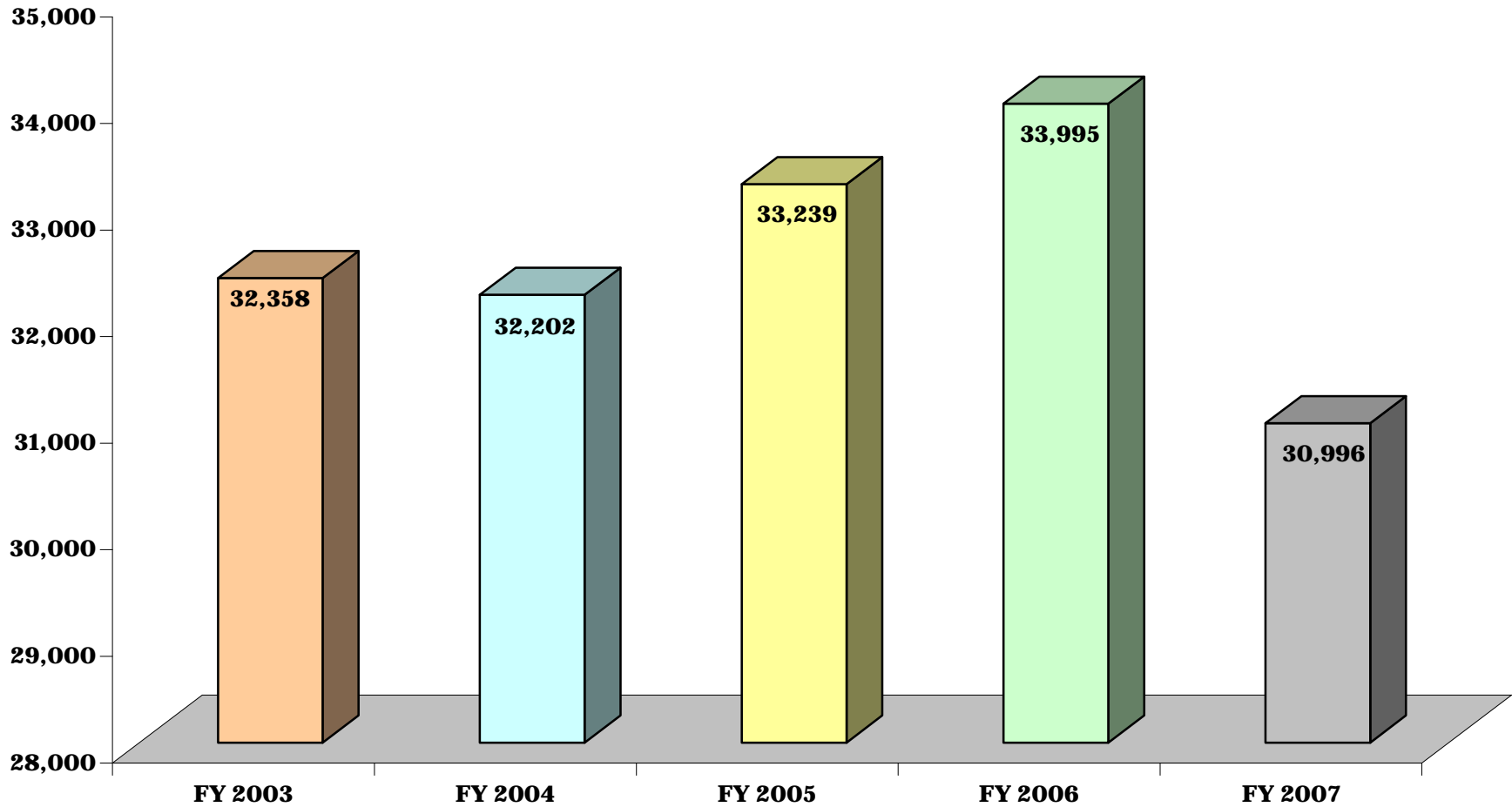
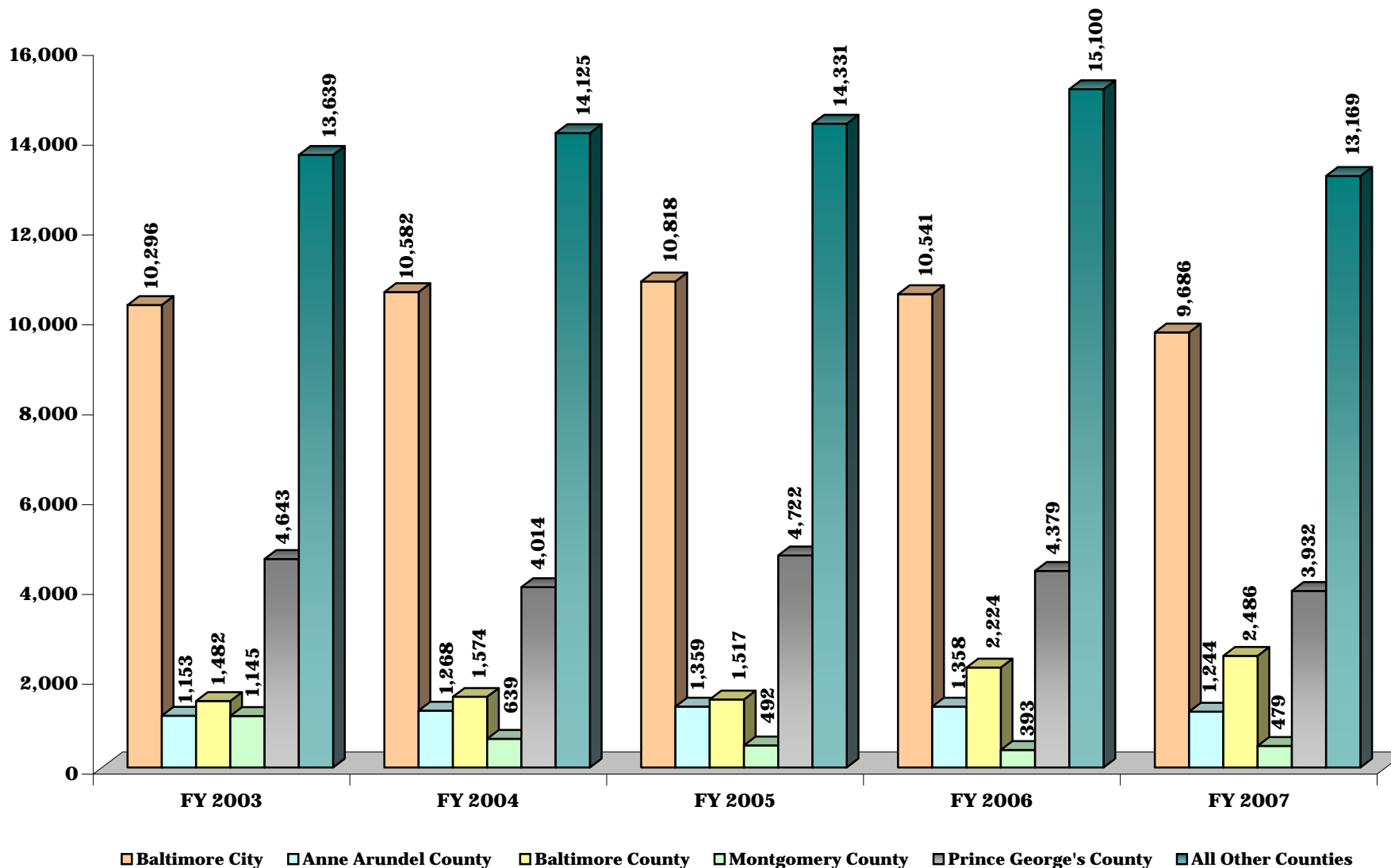


CHART CC-15.8

JURY TRIAL PRAYERS  
ALL COUNTIES

5 Year Comparative Data: Fiscal Years 2003 - 2007



**TABLE CC-16  
CIRCUIT COURT**

**CIVIL CASES TRIED\***

**3 Year Comparative Data: Fiscal Years 2005 - 2007**

	2004 - 05	2005 - 06	2006 - 07
<b>First Circuit</b>	<b>115</b>	<b>102</b>	<b>84</b>
Dorchester	11	13	13
Somerset	11	15	11
Wicomico	36	26	29
Worcester	57	48	31

	2004 - 05	2005 - 06	2006 - 07
<b>Second Circuit</b>	<b>300</b>	<b>251</b>	<b>253</b>
Caroline	60	59	47
Cecil	95	68	48
Kent	30	34	26
Queen Anne's	66	51	72
Talbot	49	39	60

	2004 - 05	2005 - 06	2006 - 07
<b>Third Circuit</b>	<b>3,048</b>	<b>3,166</b>	<b>3,096</b>
Baltimore	2,757	2,838	2,797
Harford	291	328	299

	2004 - 05	2005 - 06	2006 - 07
<b>Fourth Circuit</b>	<b>156</b>	<b>132</b>	<b>125</b>
Allegany	63	77	42
Garrett	37	*	19
Washington	56	55	64

	2004 - 05	2005 - 06	2006 - 07
<b>Fifth Circuit</b>	<b>563</b>	<b>541</b>	<b>508</b>
Anne Arundel	199	191	247
Carroll	81	70	97
Howard	283	280	164

	2004 - 05	2005 - 06	2006 - 07
<b>Sixth Circuit</b>	<b>1,081</b>	<b>1,007</b>	<b>1,079</b>
Frederick	71	62	79
Montgomery	1,010	945	1,000

	2004 - 05	2005 - 06	2006 - 07
<b>Seventh Circuit</b>	<b>713</b>	<b>633</b>	<b>616</b>
Calvert	32	24	44
Charles	268	147	139
Prince George's	380	439	408
St. Mary's	33	23	25

	2004 - 05	2005 - 06	2006 - 07
<b>Eighth Circuit</b>	<b>1,187</b>	<b>1,271</b>	<b>1,311</b>
Baltimore City	1,187	1,271	1,311

	2003 - 04	2004 - 05	2006 - 07
<b>STATE TOTALS</b>	<b>7,163</b>	<b>7,103</b>	<b>7,072</b>

NOTE: See Note on Table CC-13.

\*Includes Civil-General and Civil-Family

**TABLE CC-17  
CIRCUIT COURT**

**CIVIL CASES:\* RATIO OF TRIALS TO DISPOSITIONS**

**Fiscal Year 2007**

	Dispositions	Trials	Percentages	Court Trials	Percentages	Jury Trials	Percentages		Dispositions	Trials	Percentages	Court Trials	Percentages	Jury Trials	Percentages	
<b>First Circuit</b>	<b>9,026</b>	<b>84</b>	<b>0.9%</b>	<b>46</b>	<b>0.5%</b>	<b>38</b>	<b>0.4%</b>		<b>Second Circuit</b>	<b>7,889</b>	<b>253</b>	<b>3.2%</b>	<b>199</b>	<b>2.5%</b>	<b>54</b>	<b>0.7%</b>
Dorchester	1,394	13	0.9%	8	0.6%	5	0.4%	Caroline	1,396	47	3.4%	41	2.9%	6	0.4%	
Somerset	1,618	11	0.7%	9	0.6%	2	0.1%	Cecil	3,505	48	1.4%	30	0.9%	18	0.5%	
Wicomico	3,055	29	0.9%	12	0.4%	17	0.6%	Kent	744	26	3.5%	22	3.0%	4	0.5%	
Worcester	2,959	31	1.0%	17	0.6%	14	0.5%	Queen Anne's	1,207	72	6.0%	59	4.9%	13	1.1%	
								Talbot	1,037	60	5.8%	47	4.5%	13	1.3%	
<b>Third Circuit</b>	<b>25,736</b>	<b>3,096</b>	<b>12.0%</b>	<b>2,863</b>	<b>11.1%</b>	<b>233</b>	<b>0.9%</b>	<b>Fourth Circuit</b>	<b>9,822</b>	<b>125</b>	<b>1.3%</b>	<b>58</b>	<b>0.6%</b>	<b>67</b>	<b>0.7%</b>	
Baltimore	20,154	2,797	13.9%	2,620	13.0%	177	0.9%	Allegany	3,133	42	1.3%	19	0.6%	23	0.7%	
Harford	5,582	299	5.4%	243	4.4%	56	1.0%	Garrett	845	19	2.2%	12	1.4%	7	0.8%	
								Washington	5,844	64	1.1%	27	0.5%	37	0.6%	
<b>Fifth Circuit</b>	<b>19,834</b>	<b>508</b>	<b>2.6%</b>	<b>286</b>	<b>1.4%</b>	<b>222</b>	<b>1.1%</b>	<b>Sixth Circuit</b>	<b>21,481</b>	<b>1,079</b>	<b>5.0%</b>	<b>885</b>	<b>4.1%</b>	<b>194</b>	<b>0.9%</b>	
Anne Arundel	11,519	247	2.1%	87	0.8%	160	1.4%	Frederick	4,767	79	1.7%	23	0.5%	56	1.2%	
Carroll	3,734	97	2.6%	71	1.9%	26	0.7%	Montgomery	16,714	1,000	6.0%	862	5.2%	138	0.8%	
Howard	4,581	164	3.6%	128	2.8%	36	0.8%									
<b>Seventh Circuit</b>	<b>32,536</b>	<b>616</b>	<b>1.9%</b>	<b>330</b>	<b>1.0%</b>	<b>286</b>	<b>0.9%</b>	<b>Eighth Circuit</b>	<b>27,088</b>	<b>1,311</b>	<b>4.8%</b>	<b>1,113</b>	<b>4.1%</b>	<b>198</b>	<b>0.7%</b>	
Calvert	3,502	44	1.3%	31	0.9%	13	0.4%	Baltimore City	27,088	1,311	4.8%	1,113	4.1%	198	0.7%	
Charles	4,112	139	3.4%	91	2.2%	48	1.2%									
Prince George's	22,250	408	1.8%	196	0.9%	212	1.0%									
St. Mary's	2,672	25	0.9%	12	0.4%	13	0.5%	<b>STATE TOTALS</b>	<b>153,412</b>	<b>7,072</b>	<b>4.6%</b>	<b>5,780</b>	<b>3.8%</b>	<b>1,292</b>	<b>0.8%</b>	

NOTE: See Note on Table CC-13.

\*Includes Civil-General and Civil-Family.



**TABLE CC-18  
CIRCUIT COURT**

**CRIMINAL CASES TRIED**

**3 Year Comparative Table: Fiscal Years 2005 - 2007**

	2004 - 05	2005 - 06	2006 - 07
<b>First Circuit</b>	<b>645</b>	<b>488</b>	<b>514</b>
Dorchester	23	52	108
Somerset	13	23	39
Wicomico	121	164	235
Worcester	488	249	132

	2004 - 05	2005 - 06	2006 - 07
<b>Second Circuit</b>	<b>131</b>	<b>173</b>	<b>413</b>
Caroline	15	*	*
Cecil	44	55	132
Kent	12	34	98
Queen Anne's	27	30	42
Talbot	33	54	141

	2004 - 05	2005 - 06	2006 - 07
<b>Third Circuit</b>	<b>67</b>	<b>84</b>	<b>162</b>
Baltimore	*	*	*
Harford	67	84	162

	2004 - 05	2005 - 06	2006 - 07
<b>Fourth Circuit</b>	<b>162</b>	<b>173</b>	<b>206</b>
Allegany	20	37	32
Garrett	13	29	97
Washington	129	107	77

	2004 - 05	2005 - 06	2006 - 07
<b>Fifth Circuit</b>	<b>576</b>	<b>536</b>	<b>531</b>
Anne Arundel	138	*	207
Carroll	274	386	171
Howard	164	150	153

	2004 - 05	2005 - 06	2006 - 07
<b>Sixth Circuit</b>	<b>304</b>	<b>274</b>	<b>275</b>
Frederick	26	25	205
Montgomery	278	249	70

	2004 - 05	2005 - 06	2006 - 07
<b>Seventh Circuit</b>	<b>310</b>	<b>371</b>	<b>419</b>
Calvert	7	24	38
Charles	35	41	*
Prince George's	222	255	333
St. Mary's	46	51	48

	2004 - 05	2005 - 06	2006 - 07
<b>Eighth Circuit</b>	<b>751</b>	<b>877</b>	<b>894</b>
Baltimore City	751	877	894

	2003 - 04	2004 - 05	2006 - 07
<b>STATE TOTALS</b>	<b>2,946</b>	<b>2,976</b>	<b>3,414</b>

NOTE: See Note on Table CC-13.

\*Data not available.

**TABLE CC-19  
CIRCUIT COURT**

**CRIMINAL CASES: TRIALS AS A PERCENTAGE OF DISPOSITIONS  
Fiscal Year 2007**

	Dispositions	Trials	Percentages	Court Trials	Percentages	Jury Trials	Percentages
<b>First Circuit</b>	<b>4,410</b>	<b>514</b>	<b>11.7%</b>	<b>367</b>	<b>8.3%</b>	<b>147</b>	<b>3.3%</b>
Dorchester	672	108	16.1%	96	14.3%	12	1.8%
Somerset	453	39	8.6%	8	1.8%	31	6.8%
Wicomico	1,970	235	11.9%	156	7.9%	79	4.0%
Worcester	1,315	132	10.0%	107	8.1%	25	1.9%
<b>Third Circuit</b>	<b>11,120</b>	<b>162</b>	<b>1.5%</b>	<b>19</b>	<b>0.2%</b>	<b>143</b>	<b>1.3%</b>
Baltimore	7,339	*	*	*	*	*	*
Harford	3,781	162	4.3%	19	0.5%	143	3.8%
<b>Fifth Circuit</b>	<b>11,498</b>	<b>531</b>	<b>4.6%</b>	<b>253</b>	<b>2.2%</b>	<b>278</b>	<b>2.4%</b>
Anne Arundel	6,766	207	3.1%	66	1.0%	141	2.1%
Carroll	2,643	171	6.5%	133	5.0%	38	1.4%
Howard	2,089	153	7.3%	54	2.6%	99	4.7%
<b>Seventh Circuit</b>	<b>11,830</b>	<b>419</b>	<b>3.5%</b>	<b>318</b>	<b>2.7%</b>	<b>101</b>	<b>0.9%</b>
Calvert	652	38	5.8%	16	2.5%	22	3.4%
Charles	2,300	*	*	*	*	*	*
Prince George's	8,044	333	4.1%	292	3.6%	41	0.5%
St. Mary's	834	48	5.8%	10	1.2%	38	4.6%

	Dispositions	Trials	Percentages	Court Trials	Percentages	Jury Trials	Percentages
<b>Second Circuit</b>	<b>5,087</b>	<b>413</b>	<b>8.1%</b>	<b>203</b>	<b>4.0%</b>	<b>210</b>	<b>4.1%</b>
Caroline	573	*	*	*	*	*	*
Cecil	2,523	132	5.2%	57	2.3%	75	3.0%
Kent	525	98	18.7%	82	15.6%	16	3.0%
Queen Anne's	822	42	5.1%	21	2.6%	21	2.6%
Talbot	644	141	21.9%	43	6.7%	98	15.2%
<b>Fourth Circuit</b>	<b>3,798</b>	<b>206</b>	<b>5.4%</b>	<b>35</b>	<b>0.9%</b>	<b>171</b>	<b>4.5%</b>
Allegany	810	32	4.0%	8	1.0%	24	3.0%
Garrett	297	97	32.7%	15	5.1%	82	27.6%
Washington	2,691	77	2.9%	12	0.4%	65	2.4%
<b>Sixth Circuit</b>	<b>7,807</b>	<b>275</b>	<b>3.5%</b>	<b>66</b>	<b>0.8%</b>	<b>209</b>	<b>2.7%</b>
Frederick	3,321	205	6.2%	57	1.7%	148	4.5%
Montgomery	4,486	70	1.6%	9	0.2%	61	1.4%
<b>Eighth Circuit</b>	<b>23,202</b>	<b>894</b>	<b>3.9%</b>	<b>331</b>	<b>1.4%</b>	<b>564</b>	<b>2.4%</b>
Baltimore City	23,202	894	3.9%	331	1.4%	564	2.4%
<b>STATE TOTALS</b>	<b>78,752</b>	<b>3,414</b>	<b>4.3%</b>	<b>1,592</b>	<b>2.0%</b>	<b>1,823</b>	<b>2.3%</b>

NOTE: See Note on Table CC-13.

\*Data not available.

**TABLE CC-20.1  
CIRCUIT COURT**

**1st CIRCUIT BUSINESS-RELATED WORKLOAD  
3 Year Comparative Data Table**

**Fiscal Years 2005 - 2007**

<b>2005</b>	<b>Dorchester</b>	<b>Somerset</b>	<b>Wicomico</b>	<b>Worcester</b>
Business Licenses	878	640	2,666	3,454
Marriage Licenses	250	191	671	754
Marriage Ceremonies	76	56	266	180
Land Instruments Recorded	8,923	6,208	26,435	31,271
Judgments/Liens Recorded	1,044	523	1,487	80
Oaths Administered	26	71	<sup>1</sup>	70
Notary Commissions	109	34	355	241
Passports	<sup>2</sup>	<sup>2</sup>	<sup>2</sup>	<sup>2</sup>
Juror Qualification Forms	<sup>3</sup>	1,250	<sup>3</sup>	2,922
Land Record Collections <sup>4</sup>	\$8,831,211	\$2,323,326	\$10,113,439	\$33,336,408
License Collections <sup>4</sup>	\$67,834	\$34,461	\$289,853	\$15,297,806
<b>2006</b>				
Business Licenses	788	627	2,987	5,310
Marriage Licenses	285	171	719	828
Marriage Ceremonies	74	33	285	182
Land Instruments Recorded	8,957	5,202	23,070	30,441
Judgments/Liens Recorded	1,027	688	1,935	673
Oaths Administered	36	71	<sup>1</sup>	211
Notary Commissions	162	54	423	280
Passports	<sup>2</sup>	0	<sup>2</sup>	<sup>2</sup>
Juror Qualification Forms	<sup>3</sup>	1,375	<sup>3</sup>	2,921
Land Record Collections <sup>4</sup>	\$9,582,939	\$2,948,741	\$10,785,631	\$31,328,176
License Collections <sup>4</sup>	\$61,419	\$38,201	\$274,101	\$221,135
<b>2007</b>				
Business Licenses	812	676	2,775	3,761
Marriage Licenses	308	178	770	765
Marriage Ceremonies	78	37	273	186
Land Instruments Recorded	8,178	5,080	22,073	23,580
Judgments/Liens Recorded	906	539	1,855	1,693
Oaths Administered	122	208	626	357
Notary Commissions	113	65	412	249
Passports	<sup>2</sup>	0	<sup>2</sup>	<sup>2</sup>
Juror Qualification Forms	<sup>3</sup>	1,278	<sup>3</sup>	3,048
Land Record Collections <sup>4</sup>	\$8,082,799	\$2,128,788	\$8,762,390	\$23,832,598
License Collections <sup>4</sup>	\$62,366	\$42,197	\$238,692	\$225,864

<sup>1</sup> Data not reported to the Administrative Office of the Courts.

<sup>2</sup> Passports are not issued by the Clerk of the Court.

<sup>3</sup> The jury function is not performed by the Clerk of the Court.

<sup>4</sup> Figures in these rows have been rounded to the nearest dollar.

**TABLE CC-20.2  
CIRCUIT COURT**

**2nd CIRCUIT BUSINESS-RELATED WORKLOAD  
3 Year Comparative Data Table**

**Fiscal Years 2005 - 2007**

<b>2005</b>	<b>Caroline</b>	<b>Cecil</b>	<b>Kent</b>	<b>Queen Anne's</b>	<b>Talbot</b>
Business Licenses	<sup>1</sup>	1,793	660	1,634	<sup>1</sup>
Marriage Licenses	<sup>1</sup>	1,776	188	411	<sup>1</sup>
Marriage Ceremonies	<sup>1</sup>	1,065	184	64	<sup>1</sup>
Land Instruments Recorded	<sup>1</sup>	26,195	5,258	16,187	<sup>1</sup>
Judgments/Liens Recorded	<sup>1</sup>	2,723	349	853	<sup>1</sup>
Oaths Administered	<sup>1</sup>	74	105	31	<sup>1</sup>
Notary Commissions	<sup>1</sup>	325	88	239	<sup>1</sup>
Passports	<sup>1</sup>	414	<sup>2</sup>	309	<sup>2</sup>
Juror Qualification Forms	<sup>1</sup>	5,031	1,800	2,850	<sup>1</sup>
Land Record Collections <sup>3</sup>	<sup>1</sup>	<sup>1</sup>	\$5,371,723	\$13,434,669	<sup>1</sup>
License Collections <sup>3</sup>	<sup>1</sup>	\$108,333	\$62,210	\$120,311	<sup>1</sup>
<b>2006</b>					
Business Licenses	917	1,730	1,373	1,728	1,847
Marriage Licenses	216	1,689	187	459	364
Marriage Ceremonies	97	1,015	80	70	79
Land Instruments Recorded	9,479	20,628	5,883	16,515	11,898
Judgments/Liens Recorded	265	3,001	371	1,042	1,397
Oaths Administered	213	67	105	15	52
Notary Commissions	131	325	88	256	198
Passports	<sup>2</sup>	321	<sup>2</sup>	351	<sup>2</sup>
Juror Qualification Forms	1,200	5,225	1,700	2,892	5,000
Land Record Collections <sup>3</sup>	\$7,296,398	<sup>1</sup>	\$5,258,268	\$15,042,041	\$19,698,265
License Collections <sup>3</sup>	\$62,553	\$93,318	\$60,345	\$134,291	\$158,088
<b>2007</b>					
Business Licenses	1,015	1,738	654	1,777	1,741
Marriage Licenses	218	1,619	177	492	388
Marriage Ceremonies	104	928	70	97	86
Land Instruments Recorded	8,230	22,833	4,873	14,212	9,696
Judgments/Liens Recorded	301	3,118	554	942	1,140
Oaths Administered	200	114	83	40	97
Notary Commissions	121	315	101	242	159
Passports	<sup>2</sup>	290	<sup>2</sup>	488	<sup>2</sup>
Juror Qualification Forms	1,200	5,553	1,800	3,142	5,000
Land Record Collections <sup>3</sup>	\$5,679,169	<sup>1</sup>	\$4,629,020	\$13,473,632	\$16,965,490
License Collections <sup>3</sup>	\$63,941	\$104,804	\$63,260	\$173,558	\$144,517

<sup>1</sup> Data not reported to the Administrative Office of the Courts.

<sup>2</sup> Passports are not issued by the Clerk of the Court.

<sup>3</sup> Figures in these rows have been rounded to the nearest dollar.

**TABLE CC-20.3  
CIRCUIT COURT**

**3rd CIRCUIT BUSINESS-RELATED WORKLOAD  
3 Year Comparative Data Table**

**Fiscal Years 2005 - 2007**

<b>3rd Circuit</b>	<b>2005</b>		<b>2006</b>		<b>2007</b>	
	<b>Baltimore</b>	<b>Harford</b>	<b>Baltimore</b>	<b>Harford</b>	<b>Baltimore</b>	<b>Harford</b>
Business Licenses	12,649	1	13,030	3,743	12,343	3,650
Marriage Licenses	5,354	1	5,872	1,494	5,211	1,509
Marriage Ceremonies	1,871	1	1,879	579	1,938	612
Land Instruments Recorded	200,187	1	212,054	73,517	191,796	61,810
Judgments/Liens Recorded	12,034	1	25,182	3,767	14,841	27,082
Oaths Administered	404	1	380	1	640	100
Notary Commissions	3,334	1	3,977	1	3,948	1241
Passports	<sup>2</sup>	<sup>2</sup>	<sup>2</sup>	<sup>2</sup>	<sup>2</sup>	<sup>2</sup>
Juror Qualification Forms	<sup>3</sup>	<sup>3</sup>	<sup>3</sup>	<sup>3</sup>	<sup>3</sup>	<sup>3</sup>
Land Record Collections <sup>4</sup>	\$32,872,674	1	\$39,440,812	1	\$32,340,875	\$10,172,775
License Collections <sup>4</sup>	\$1,935,545	1	\$1,985,145	1	\$2,007,129	\$7,896

<sup>1</sup> Data not reported to the Administrative Office of the Courts.

<sup>2</sup> Passports are not issued by the Clerk of the Court.

<sup>3</sup> The jury function is not performed by the Clerk of the Court.

<sup>4</sup> Figures in these rows have been rounded to the nearest dollar.

**TABLE CC-20.4  
CIRCUIT COURT**

**4th CIRCUIT BUSINESS-RELATED WORKLOAD  
3 Year Comparative Data Table**

**Fiscal Years 2005 - 2007**

<b>2005</b>	<b>Allegheny</b>	<b>Garrett</b>	<b>Washington</b>
Business Licenses	1,815	996	3,458
Marriage Licenses	616	403	1,039
Marriage Ceremonies	209	148	377
Land Instruments Recorded	12,140	9,478	37,317
Judgments/Liens Recorded	1,153	483	1,481
Oaths Administered	64	165	700
Notary Commissions	250	130	531
Passports	513	<sup>2</sup>	1,183
Juror Qualification Forms	2,700	<sup>3</sup>	3,529
Land Record Collections <sup>4</sup>	\$3,534,021	\$11,195,876	\$23,890,162
License Collections <sup>4</sup>	\$185,371	\$111,407	\$24,456,059
<b>2006</b>			
Business Licenses	1,783	1,018	4,274
Marriage Licenses	641	362	1,092
Marriage Ceremonies	250	110	531
Land Instruments Recorded	11,660	9,505	37,788
Judgments/Liens Recorded	2,286	598	1,885
Oaths Administered	59	11	127
Notary Commissions	306	136	358
Passports	542	<sup>2</sup>	1,174
Juror Qualification Forms	2,363	<sup>3</sup>	3,570
Land Record Collections <sup>4</sup>	\$4,516,907	\$12,448,270	\$13,896,138
License Collections <sup>4</sup>	\$194,447	\$93,333	\$380,454
<b>2007</b>			
Business Licenses	1,909	1,036	3,517
Marriage Licenses	602	324	1,076
Marriage Ceremonies	211	95	409
Land Instruments Recorded	11,772	8,748	30,536
Judgments/Liens Recorded	1,412	578	1,674
Oaths Administered	103	1,187	406
Notary Commissions	245	1,160	615
Passports	411	<sup>2</sup>	1,378
Juror Qualification Forms	3,301	<sup>3</sup>	3,531
Land Record Collections <sup>4</sup>	\$4,246,497	\$10,567,125	\$15,170,128
License Collections <sup>4</sup>	\$195,477	\$97,317	\$254,782

<sup>1</sup> Data not reported to the Administrative Office of the Courts.

<sup>2</sup> Passports are not issued by the Clerk of the Court.

<sup>3</sup> The jury function is not performed by the Clerk of the Court.

<sup>4</sup> Figures in these rows have been rounded to the nearest dollar.

**TABLE CC-20.5  
CIRCUIT COURT**

**5th CIRCUIT BUSINESS-RELATED WORKLOAD  
3 Year Comparative Data Table**

**Fiscal Years 2005 - 2007**

<b>2005</b>	<b>Anne Arundel</b>	<b>Carroll</b>	<b>Howard</b>
Business Licenses	13,459	4,408	3,559
Marriage Licenses	4,011	1,079	1,521
Marriage Ceremonies	1,200	325	979
Land Instruments Recorded	171,204	48,435	79,926
Judgments/Liens Recorded	1,667	1,626	776
Oaths Administered	<sup>1</sup>	801	86
Notary Commissions	2,526	801	993
Passports	312	<sup>2</sup>	<sup>2</sup>
Juror Qualification Forms	88	<sup>3</sup>	<sup>3</sup>
Land Record Collections <sup>4</sup>	\$153,658,897	\$8,916,397	\$81,761,443
License Collections <sup>4</sup>	\$1,318,258	\$368,743	\$603,158
<b>2006</b>			
Business Licenses	20,401	4,465	3,596
Marriage Licenses	4,005	1,056	1,712
Marriage Ceremonies	1,286	318	788
Land Instruments Recorded	171,132	47,240	74,234
Judgments/Liens Recorded	46,633	1,705	3,178
Oaths Administered	124	1,225	81
Notary Commissions	2,898	938	1,257
Passports	291	<sup>2</sup>	<sup>2</sup>
Juror Qualification Forms	<sup>3</sup>	<sup>3</sup>	<sup>3</sup>
Land Record Collections <sup>4</sup>	\$173,402,710	\$8,789,790	\$91,342,619
License Collections <sup>4</sup>	\$1,435,935	\$367,960	\$611,612
<b>2007</b>			
Business Licenses	16,690	4,460	3,864
Marriage Licenses	3,847	993	1,775
Marriage Ceremonies	1,332	343	834
Land Instruments Recorded	139,889	39,633	64,585
Judgments/Liens Recorded	20,370	2,865	2,816
Oaths Administered	2,700	1,185	3,075
Notary Commissions	2,898	885	1,131
Passports	367	<sup>2</sup>	<sup>2</sup>
Juror Qualification Forms	<sup>3</sup>	<sup>3</sup>	<sup>3</sup>
Land Record Collections <sup>4</sup>	\$143,186,978	\$7,232,351	\$72,778,051
License Collections <sup>4</sup>	\$1,364,372	\$387,240	\$610,607

<sup>1</sup> Data not reported to the Administrative Office of the Courts.

<sup>2</sup> Passports are not issued by the Clerk of the Court.

<sup>3</sup> The jury function is not performed by the Clerk of the Court.

<sup>4</sup> Figures in these rows have been rounded to the nearest dollar.

**TABLE CC-20.6  
CIRCUIT COURT**

**6th CIRCUIT BUSINESS-RELATED WORKLOAD  
3 Year Comparative Data Table**

**Fiscal Years 2005 - 2007**

<b>6th Circuit</b>	<b>2005</b>		<b>2006</b>		<b>2007</b>	
	<b>Frederick</b>	<b>Montgomery</b>	<b>Frederick</b>	<b>Montgomery</b>	<b>Frederick</b>	<b>Montgomery</b>
Business Licenses	3,142	9,891	3,765	10,568	3,679	10,610
Marriage Licenses	1,750	6,819	1,651	6,753	1,537	6,597
Marriage Ceremonies	546	6,379	542	6,359	476	3,639
Land Instruments Recorded	76,253	265,466	78,005	256,079	60,883	202,641
Judgments/Liens Recorded	2,293	10,323	2,342	11,841	2,451	11,323
Oaths Administered	126	283	134	311	335	340
Notary Commissions	989	3,267	1,131	3,550	2,479	3,440
Passports	<sup>2</sup>	1,044	<sup>2</sup>	741	<sup>2</sup>	662
Juror Qualification Forms	22,760	<sup>3</sup>	17,000	<sup>3</sup>	21,448	<sup>3</sup>
Land Record Collections <sup>4</sup>	\$17,468,297	\$78,361,467	\$17,568,872	\$82,739,494	\$13,665,192	\$59,012,439
License Collections <sup>4</sup>	combined with LRCC	\$1,960,747	\$430,054	\$2,004,405	\$428,252	\$1,966,170

<sup>1</sup> Data not reported to the Administrative Office of the Courts.

<sup>2</sup> Passports are not issued by the Clerk of the Court.

<sup>3</sup> The jury function is not performed by the Clerk of the Court.

<sup>4</sup> Figures in these rows have been rounded to the nearest dollar.



**TABLE CC-20.7  
CIRCUIT COURT**

**7th CIRCUIT BUSINESS-RELATED WORKLOAD  
3 Year Comparative Data Table**

**Fiscal Years 2005 - 2007**

<b>2005</b>	<b>Calvert</b>	<b>Charles</b>	<b>Prince George's</b>	<b>St. Mary's</b>
Business Licenses	1,245	2,105	11,578	2,580
Marriage Licenses	504	884	5,419	653
Marriage Ceremonies	160	388	4,971	260
Land Instruments Recorded	32,374	63,880	256,978	30,279
Judgments/Liens Recorded	1,078	205	20,495	946
Oaths Administered	36	1,985	487	60
Notary Commissions	443	508	2,994	317
Passports	<sup>2</sup>	<sup>2</sup>	<sup>1</sup>	<sup>2</sup>
Juror Qualification Forms	5,000	<sup>3</sup>	112,221	6,000
Land Record Collections <sup>4</sup>	\$19,216,695	\$9,797,641	\$43,802,769	\$25,652,204*
License Collections <sup>4</sup>	\$124,473	\$270,443	\$2,112,343	
<b>2006</b>				
Business Licenses	1,357	1,662	9,934	2,656
Marriage Licenses	523	853	5,294	702
Marriage Ceremonies	183	410	2,382	243
Land Instruments Recorded	31,369	59,372	302,334	31,512
Judgments/Liens Recorded	1,149	2,024	21,091	1,053
Oaths Administered	61	1,202	677	52
Notary Commissions	453	702	3,517	359
Passports	<sup>2</sup>	<sup>2</sup>	1,041	<sup>2</sup>
Juror Qualification Forms	5,000	18,000	128,018	5,750
Land Record Collections <sup>4</sup>	\$20,196,012	\$12,675,791	\$54,799,611	\$29,186,306*
License Collections <sup>4</sup>	\$125,755	\$291,786	\$1,784,416	
<b>2007</b>				
Business Licenses	1,438	2,150	9,641	2,608
Marriage Licenses	458	854	5,097	700
Marriage Ceremonies	157	385	2,427	249
Land Instruments Recorded	25,534	50,656	267,734	27,228
Judgments/Liens Recorded	1,059	55	30,065	973
Oaths Administered	185	936	791	219
Notary Commissions	478	624	3,423	332
Passports	<sup>2</sup>	<sup>2</sup>	1,711	<sup>2</sup>
Juror Qualification Forms	5,000	14,100	133,000	5,763
Land Record Collections <sup>4</sup>	\$16,167,652	\$10,813,653	\$51,334,521	\$24,411,772*
License Collections <sup>4</sup>	\$145,025	\$283,933	\$1,433,526	

<sup>1</sup> Data not reported to the Administrative Office of the Courts.

<sup>2</sup> Passports are not issued by the Clerk of the Court.

<sup>3</sup> The jury function is not performed by the Clerk of the Court.

<sup>4</sup> Figures in these rows have been rounded to the nearest dollar.

\*This figure is a combined total for the two categories, as it was not possible to separate them.

**TABLE CC-20.8  
CIRCUIT COURT**

**8th CIRCUIT BUSINESS-RELATED WORKLOAD  
3 Year Comparative Data Table**

**Fiscal Years 2005 - 2007**

<b>8th Circuit</b>	<b>2005</b>	<b>2006</b>	<b>2007</b>
	<b>Baltimore City</b>	<b>Baltimore City</b>	<b>Baltimore City</b>
Business Licenses	1	10,123	6,285
Marriage Licenses	1	4,885	4,630
Marriage Ceremonies	1	1,626	1,613
Land Instruments Recorded	1	146,115	147,346
Judgments/Liens Recorded	1	8,649	9,341
Oaths Administered	1	2,162	1
Notary Commissions	1	2,400	1,609
Passports	1	3	3
Juror Qualification Forms	1	70,000	60,000
Land Record Collections <sup>2</sup>	1	\$79,760,555	\$20,882,347
License Collections <sup>2</sup>	1	\$3,277,764	\$2,037,778

<sup>1</sup> Data not reported to the Administrative Office of the Courts.

<sup>2</sup> The figures in these rows have been rounded to the nearest dollar.

<sup>3</sup> Passports are not issued by the Clerk of the Court.

**TABLE CC-20.9  
CIRCUIT COURT**

**STATE TOTAL BUSINESS-RELATED WORKLOAD  
3 Year Comparative Data Table**

**Fiscal Years 2005 - 2007**

	<b>2005</b>	<b>2006</b>	<b>2007</b>
	<b>State<sup>1</sup></b>	<b>State<sup>1</sup></b>	<b>State<sup>1</sup></b>
Business Licenses	79,920	109,682	98,829
Marriage Licenses	32,543	41,813	40,125
Marriage Ceremonies	19,158	19,401	16,579
Land Instruments Recorded	1,328,141	1,673,989	1,449,546
Judgments/Liens Recorded	59,326	143,782	137,953
Oaths Administered	5,448	7,376	14,049
Notary Commissions	17,485	23,899	26,285
Passports	3,775	4,461	5,307
Juror Qualification Forms	143,391	270,014	267,164
Land Record Collections <sup>2</sup>	\$566,071,024	\$742,704,346	\$548,124,470
License Collections <sup>2</sup>	\$49,427,354*	\$43,272,823	\$36,750,475

<sup>1</sup>The State totals only include those jurisdictions that reported information to the Administrative Office of the Courts.

<sup>2</sup> Figures in these rows have been rounded to the nearest dollar.

\* This figure does not include License Collection data from St. Mary's County, which could not be separated from the Land Record Collections' total.

**The**  
**District Court**

maryland judiciary  
annual statistical abstract 2007

## The District Court

The District Court is Maryland's court of limited jurisdiction. The Court handles all landlord and tenant cases, civil claims for amounts up to \$30,000, motor vehicle violations, misdemeanors and certain felonies, and peace and protective orders. The District Court also has commissioners who determine probable cause and establish bail and conditions of release. Commissioners also issue interim peace and protective orders during hours when the Court is closed.

The District Court was created in 1970 as a result of the ratification of a constitutional amendment proposed by the legislature in 1969. There are 34 locations, with at least one judge in each county. The District Court is divided into twelve geographical districts, each containing one or more political subdivisions. As of July 1, 2006, there were 112 judgeships, including the Chief Judge, with at least one judge for each county and 27 in Baltimore City.

The following charts and tables provide a statistical delineation for the workload of the circuit courts during Fiscal Year 2007.



Calvert County District Court



Charles County District Court

**TABLE DC-1  
DISTRICT COURT**

**MOTOR VEHICLE, CRIMINAL AND CIVIL CASES**

**5 Year Comparative Data: Fiscal Years 2003 - 2007**

	FY 2003		FY 2004		FY 2005		FY 2006		FY 2007	
	Filed	Terminated	Filed	Terminated	Filed	Terminated	Filed	Terminated	Filed	Terminated
<b>District 1</b>	<b>427,045</b>	<b>458,068</b>	<b>431,788</b>	<b>492,864</b>	<b>408,866</b>	<b>469,918</b>	<b>395,189</b>	<b>455,237</b>	<b>377,447</b>	<b>435,265</b>
Baltimore City	427,045	458,068	431,788	492,864	408,866	469,918	395,189	455,237	377,447	435,265
<b>District 2</b>	<b>99,387</b>	<b>107,221</b>	<b>121,009</b>	<b>129,223</b>	<b>131,901</b>	<b>132,650</b>	<b>126,243</b>	<b>133,065</b>	<b>117,233</b>	<b>127,614</b>
Dorchester	12,923	14,312	14,941	15,935	16,579	17,077	18,782	17,889	20,772	20,823
Somerset	13,332	14,163	20,175	21,461	23,160	23,345	24,006	25,449	21,836	22,959
Wicomico	40,929	43,709	48,376	51,726	51,690	51,582	47,287	50,933	42,136	47,192
Worcester	32,203	35,037	37,517	40,101	40,472	40,646	36,168	38,794	32,489	36,640
<b>District 3</b>	<b>87,909</b>	<b>95,906</b>	<b>106,080</b>	<b>115,748</b>	<b>103,736</b>	<b>112,025</b>	<b>104,242</b>	<b>113,328</b>	<b>100,839</b>	<b>110,039</b>
Caroline	9,723	10,800	10,572	11,988	11,950	12,738	13,792	14,499	13,166	16,207
Cecil	38,585	40,502	48,515	52,928	42,194	44,790	42,736	46,411	40,355	41,460
Kent	6,979	7,458	6,907	7,464	8,527	9,213	8,893	9,661	9,524	10,382
Queen Anne's	16,441	18,585	24,194	25,735	23,757	25,928	20,291	22,758	21,208	24,555
Talbot	16,181	18,561	15,892	17,633	17,308	19,356	18,530	19,999	16,586	17,435
	FY 2003		FY 2004		FY 2005		FY 2006		FY 2007	
	Filed	Terminated	Filed	Terminated	Filed	Terminated	Filed	Terminated	Filed	Terminated
<b>District 4</b>	<b>77,354</b>	<b>83,073</b>	<b>93,260</b>	<b>98,612</b>	<b>93,359</b>	<b>97,186</b>	<b>101,911</b>	<b>107,924</b>	<b>103,402</b>	<b>107,806</b>
Calvert	18,741	21,512	22,200	24,410	22,533	24,291	23,722	26,631	22,710	26,907
Charles	37,762	38,639	45,496	46,263	43,882	44,915	48,996	49,706	51,247	47,244
St. Mary's	20,851	22,922	25,564	27,939	26,944	27,980	29,193	31,587	29,445	33,655
<b>District 5</b>	<b>298,380</b>	<b>335,689</b>	<b>302,956</b>	<b>330,119</b>	<b>313,799</b>	<b>332,515</b>	<b>329,808</b>	<b>356,038</b>	<b>348,622</b>	<b>375,021</b>
Prince George's	298,380	335,689	302,956	330,119	313,799	332,515	329,808	356,038	348,622	375,021
<b>District 6</b>	<b>225,771</b>	<b>255,831</b>	<b>247,243</b>	<b>264,023</b>	<b>264,644</b>	<b>286,561</b>	<b>252,845</b>	<b>274,470</b>	<b>243,718</b>	<b>274,512</b>
Montgomery	225,771	255,831	247,243	264,023	264,644	286,561	252,845	274,470	243,718	274,512

MOTOR VEHICLE, CRIMINAL AND CIVIL CASES, page 2

	FY 2003		FY 2004		FY 2005		FY 2006		FY 2007	
	Filed	Terminated	Filed	Terminated	Filed	Terminated	Filed	Terminated	Filed	Terminated
<b>District 7</b>	<b>138,864</b>	<b>149,698</b>	<b>153,990</b>	<b>165,961</b>	<b>157,974</b>	<b>167,402</b>	<b>162,567</b>	<b>171,066</b>	<b>153,771</b>	<b>174,432</b>
Anne Arundel	138,864	149,698	153,990	165,961	157,974	167,402	162,567	171,066	153,771	174,432
<b>District 8</b>	<b>314,184</b>	<b>326,956</b>	<b>327,912</b>	<b>349,921</b>	<b>328,431</b>	<b>344,274</b>	<b>332,659</b>	<b>349,930</b>	<b>325,914</b>	<b>351,470</b>
Baltimore	314,184	326,956	327,912	349,921	328,431	344,274	332,659	349,930	325,914	351,470
<b>District 9</b>	<b>63,221</b>	<b>67,241</b>	<b>65,165</b>	<b>71,544</b>	<b>61,412</b>	<b>66,814</b>	<b>57,732</b>	<b>63,477</b>	<b>56,782</b>	<b>63,868</b>
Harford	63,221	67,241	65,165	71,544	61,412	66,814	57,732	63,477	56,782	63,868

	FY 2003		FY 2004		FY 2005		FY 2006		FY 2007	
	Filed	Terminated	Filed	Terminated	Filed	Terminated	Filed	Terminated	Filed	Terminated
<b>District 10</b>	<b>115,771</b>	<b>120,784</b>	<b>125,476</b>	<b>135,775</b>	<b>124,165</b>	<b>130,862</b>	<b>126,311</b>	<b>132,442</b>	<b>116,872</b>	<b>126,125</b>
Carroll	34,849	36,747	46,680	45,537	41,762	45,046	40,077	43,040	37,279	43,428
Howard	80,922	84,037	78,796	90,238	82,403	85,816	86,234	89,402	79,593	82,697
<b>District 11</b>	<b>92,718</b>	<b>104,857</b>	<b>107,416</b>	<b>115,533</b>	<b>103,722</b>	<b>111,155</b>	<b>95,308</b>	<b>104,162</b>	<b>98,877</b>	<b>107,844</b>
Frederick	57,096	61,544	59,972	65,824	58,705	64,028	53,463	59,098	55,452	61,204
Washington	35,622	43,313	47,444	49,709	45,017	47,127	41,845	45,064	43,425	46,640
<b>District 12</b>	<b>42,138</b>	<b>43,805</b>	<b>51,189</b>	<b>54,447</b>	<b>49,592</b>	<b>51,451</b>	<b>43,875</b>	<b>46,507</b>	<b>43,349</b>	<b>48,065</b>
Allegany	22,815	23,460	28,767	30,232	26,204	26,513	24,235	25,140	22,977	25,328
Garrett	19,323	20,345	22,422	24,215	23,388	24,938	19,640	21,367	20,372	22,737

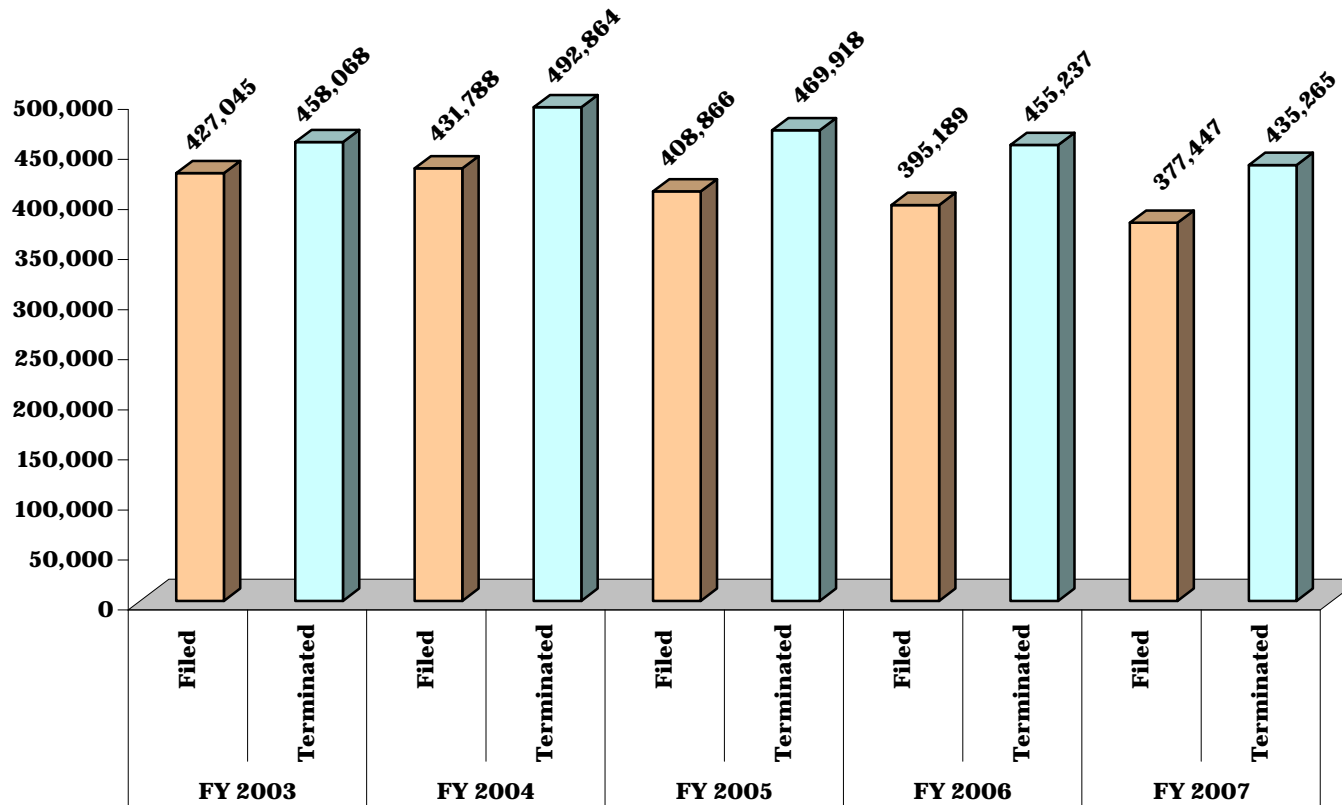
	FY 2003		FY 2004		FY 2005		FY 2006		FY 2007	
	Filed	Terminated	Filed	Terminated	Filed	Terminated	Filed	Terminated	Filed	Terminated
<b>State Totals</b>	<b>1,982,742</b>	<b>2,149,129</b>	<b>2,133,484</b>	<b>2,323,770</b>	<b>2,141,601</b>	<b>2,302,813</b>	<b>2,128,690</b>	<b>2,307,646</b>	<b>2,086,826</b>	<b>2,302,061</b>

**CHART DC-1.1  
DISTRICT COURT**

**DISTRICT 1- Baltimore City**

**MOTOR VEHICLE, CRIMINAL AND CIVIL CASES\***

**5 Year Comparative Data: Fiscal Years 2003 - 2007**



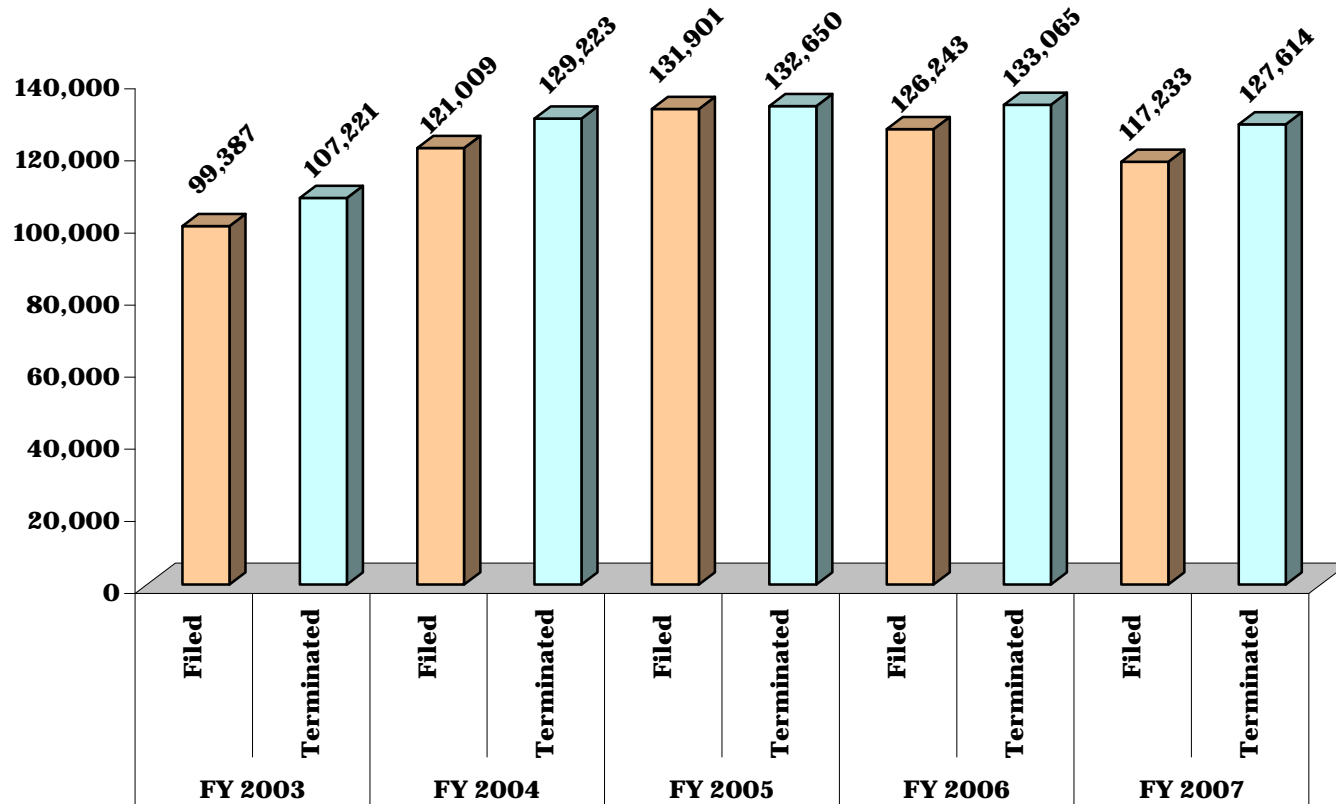


**CHART DC-1.2  
DISTRICT COURT**

**DISTRICT 2 - Dorchester, Somerset, Wicomico and Worcester Counties**

**MOTOR VEHICLE, CRIMINAL AND CIVIL CASES\***

**5 Year Comparative Data: Fiscal Years 2003 - 2007**

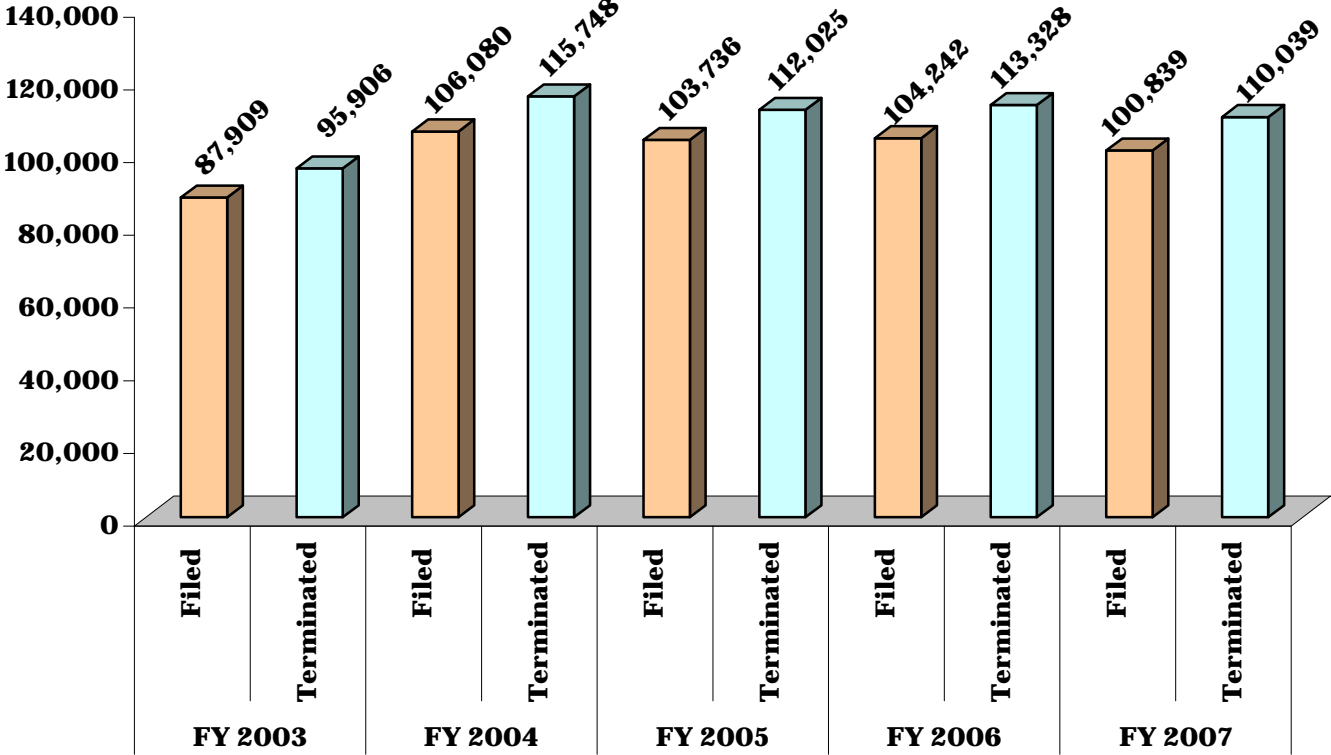


**CHART DC-1.3  
DISTRICT COURT**

**DISTRICT 3 - Caroline, Cecil, Kent, Queen Anne's and Talbot Counties**

**MOTOR VEHICLE, CRIMINAL AND CIVIL CASES\***

**5 Year Comparative Data: Fiscal Years 2003 - 2007**

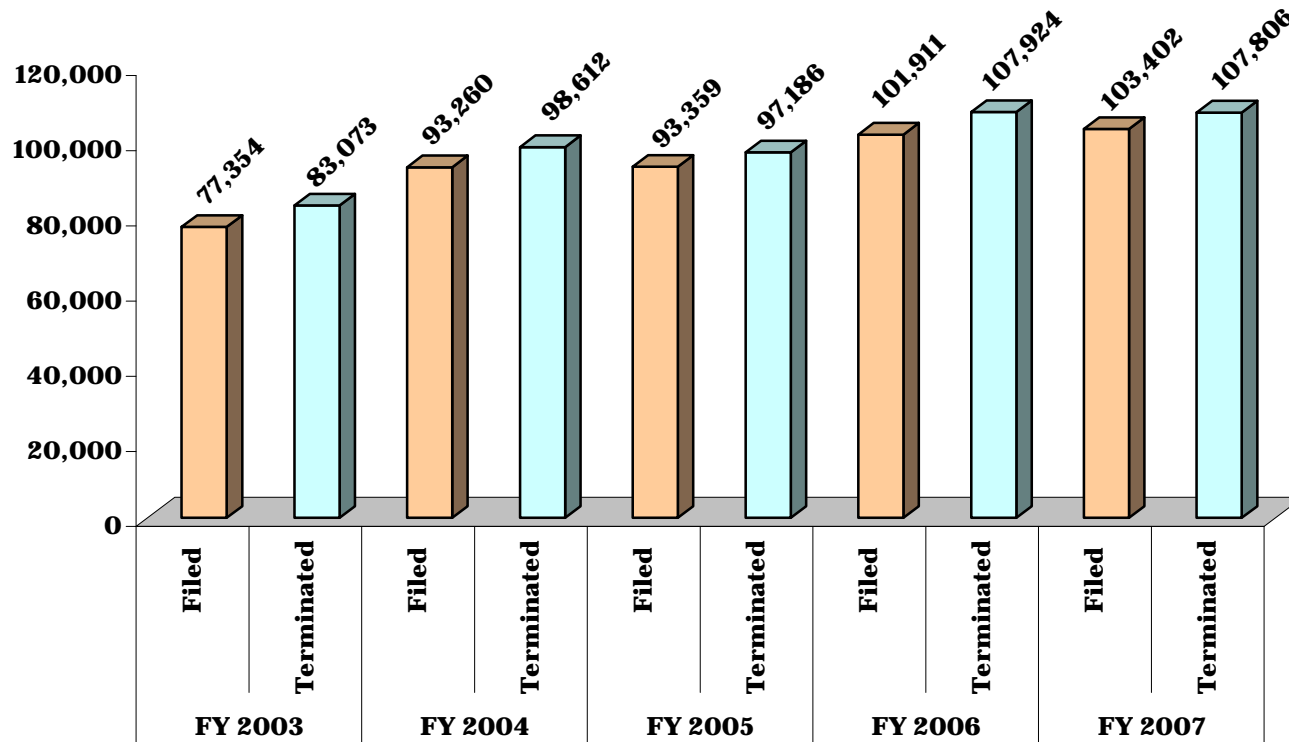


**CHART DC-1.4  
DISTRICT COURT**

**DISTRICT 4 - Calvert, Charles and St. Mary's Counties**

**MOTOR VEHICLE, CRIMINAL AND CIVIL CASES\***

**5 Year Comparative Data: Fiscal Years 2003 - 2007**

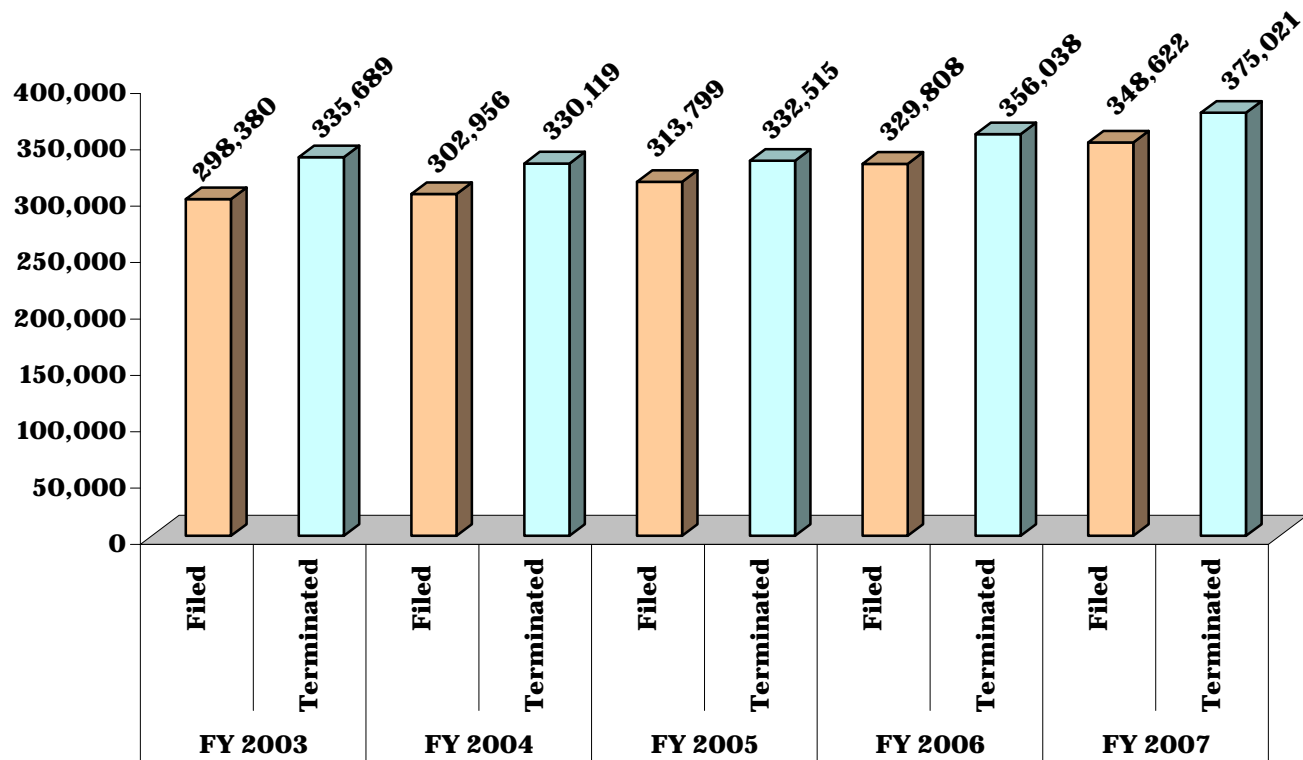


**CHART DC-1.5  
DISTRICT COURT**

**DISTRICT 5 - Prince George's County**

**MOTOR VEHICLE, CRIMINAL AND CIVIL CASES\***

**5 Year Comparative Data: Fiscal Years 2003 - 2007**

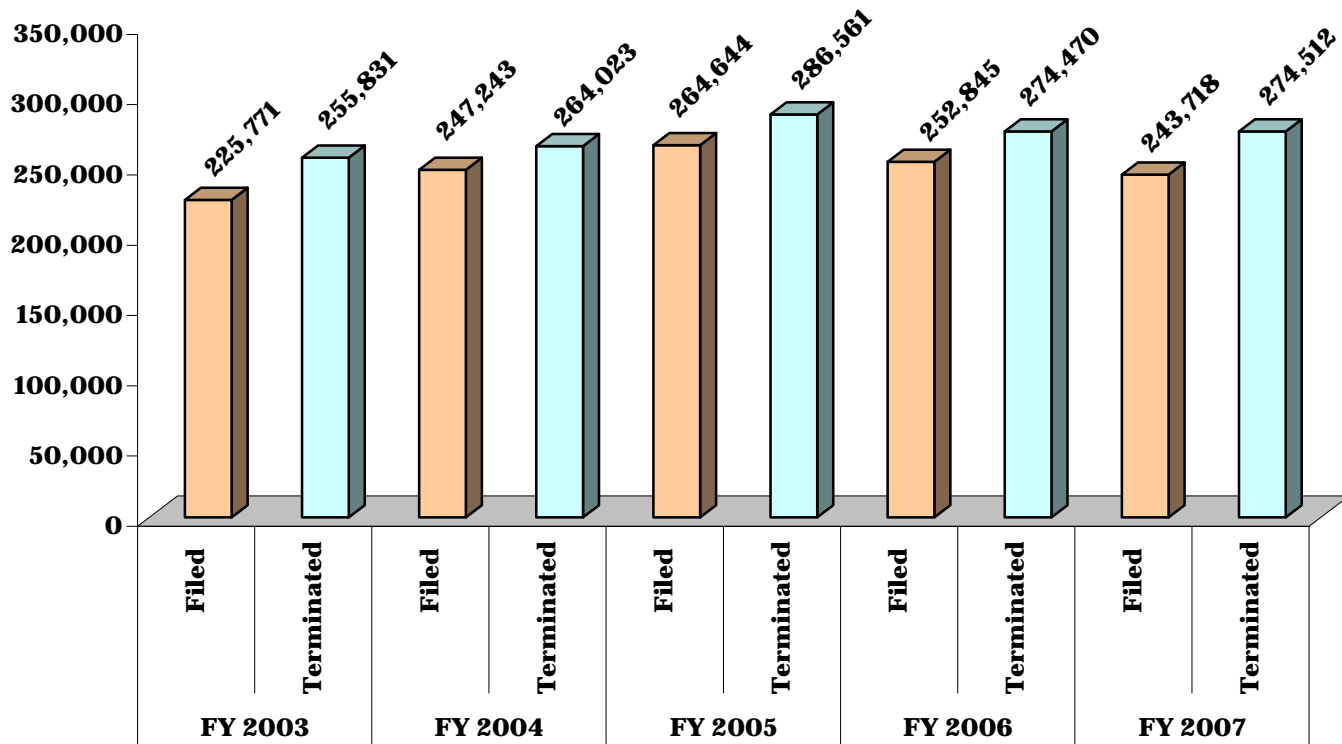


**CHART DC-1.6  
DISTRICT COURT**

**DISTRICT 6 - Montgomery County**

**MOTOR VEHICLE, CRIMINAL AND CIVIL CASES\***

**5 Year Comparative Data: Fiscal Years 2003 - 2007**

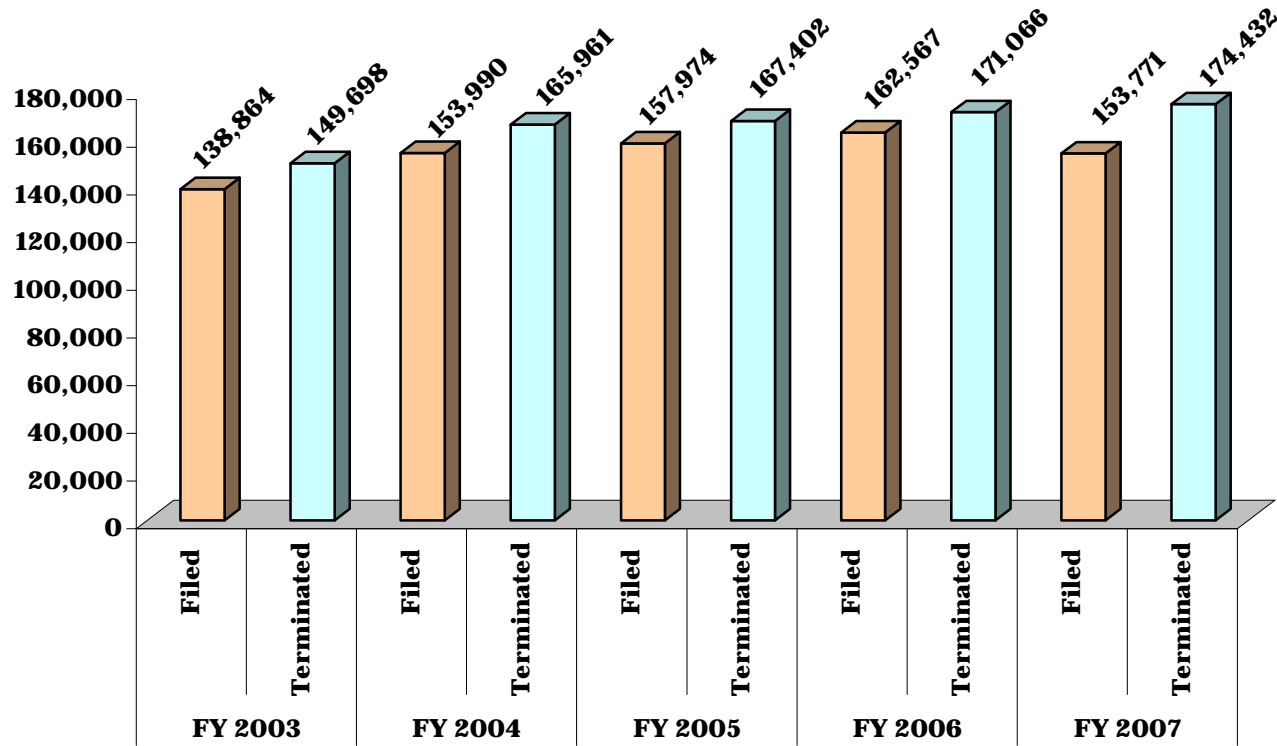


**CHART DC-1.7  
DISTRICT COURT**

**DISTRICT 7 - Anne Arundel County**

**MOTOR VEHICLE, CRIMINAL AND CIVIL CASES\***

**5 Year Comparative Data: Fiscal Years 2002 - 2006**

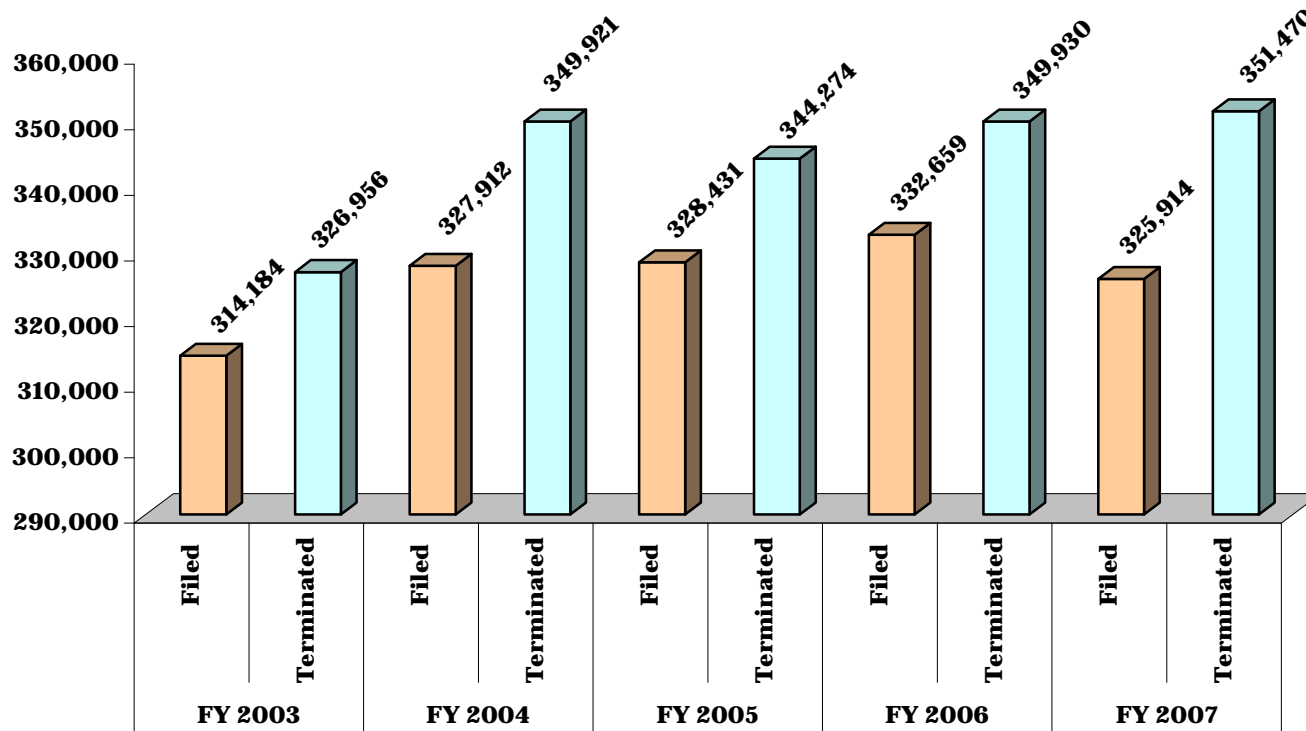


**CHART DC-1.8  
DISTRICT COURT**

**DISTRICT 8 - Baltimore County**

**MOTOR VEHICLE, CRIMINAL AND CIVIL CASES\***

**5 Year Comparative Data: Fiscal Years 2003 - 2007**

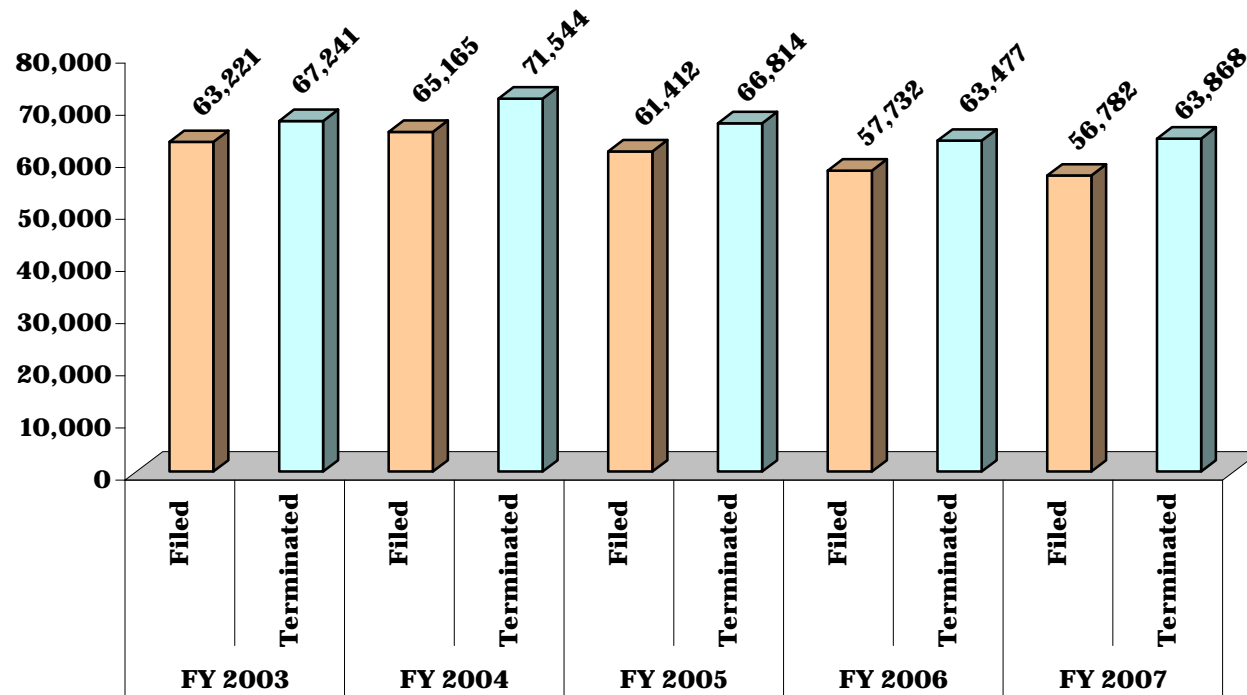


**CHART DC-1.9  
DISTRICT COURT**

**DISTRICT 9 - Harford County**

**MOTOR VEHICLE, CRIMINAL AND CIVIL CASES\***

**5 Year Comparative Data: Fiscal Years 2003 - 2007**



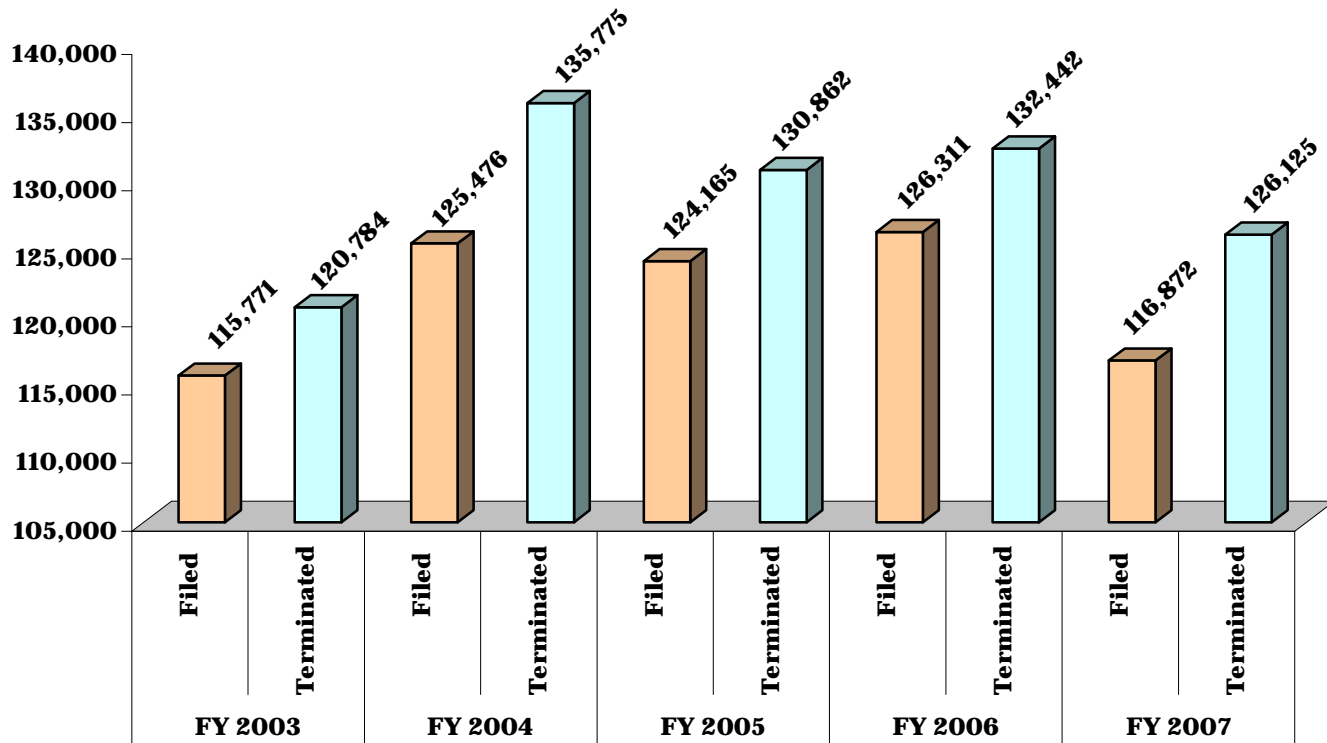


**CHART DC-1.10  
DISTRICT COURT**

**DISTRICT 10 - Carroll and Howard Counties**

**MOTOR VEHICLE, CRIMINAL AND CIVIL CASES\***

**5 Year Comparative Data: Fiscal Years 2003 - 2007**

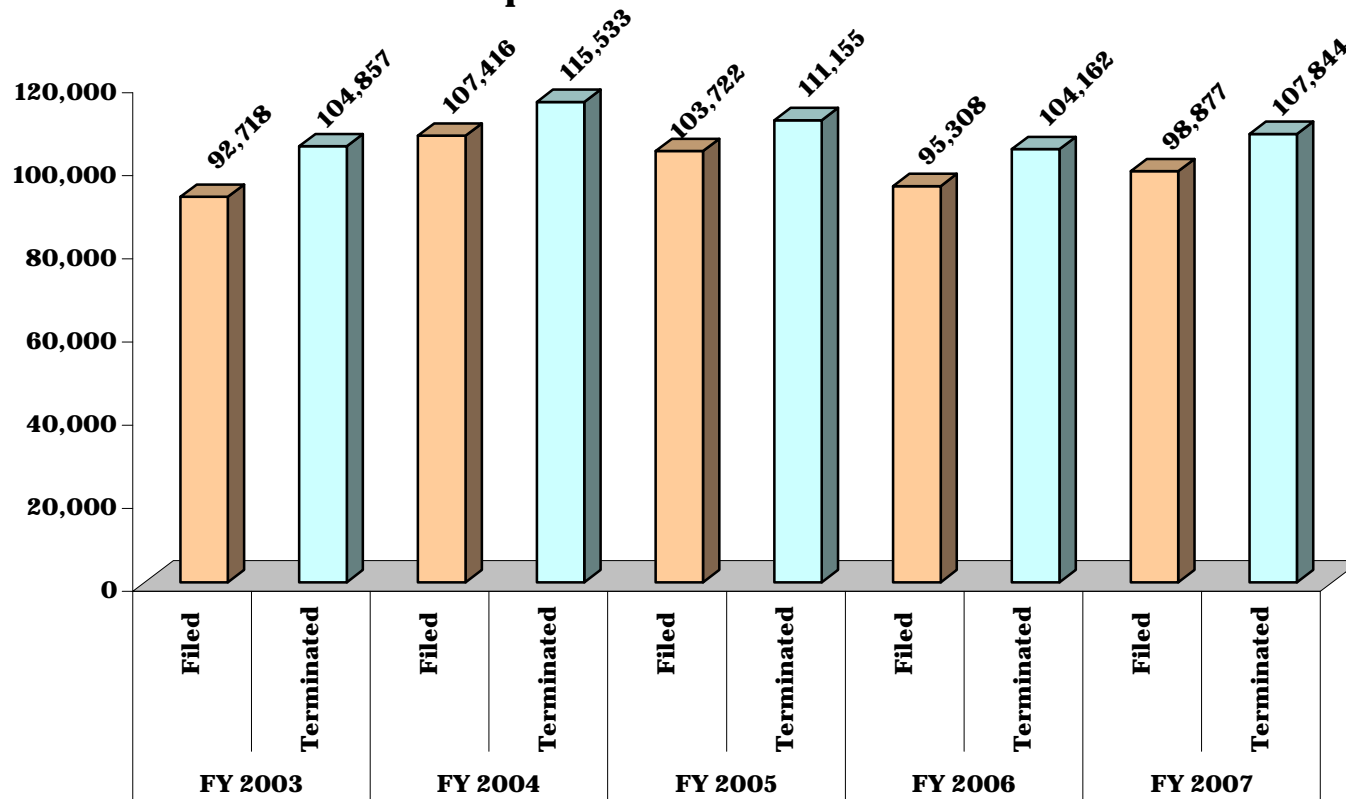


**CHART DC-1.11  
DISTRICT COURT**

**DISTRICT 11 - Frederick and Washington Counties**

**MOTOR VEHICLE, CRIMINAL AND CIVIL CASES\***

**5 Year Comparative Data: Fiscal Years 2003 - 2007**

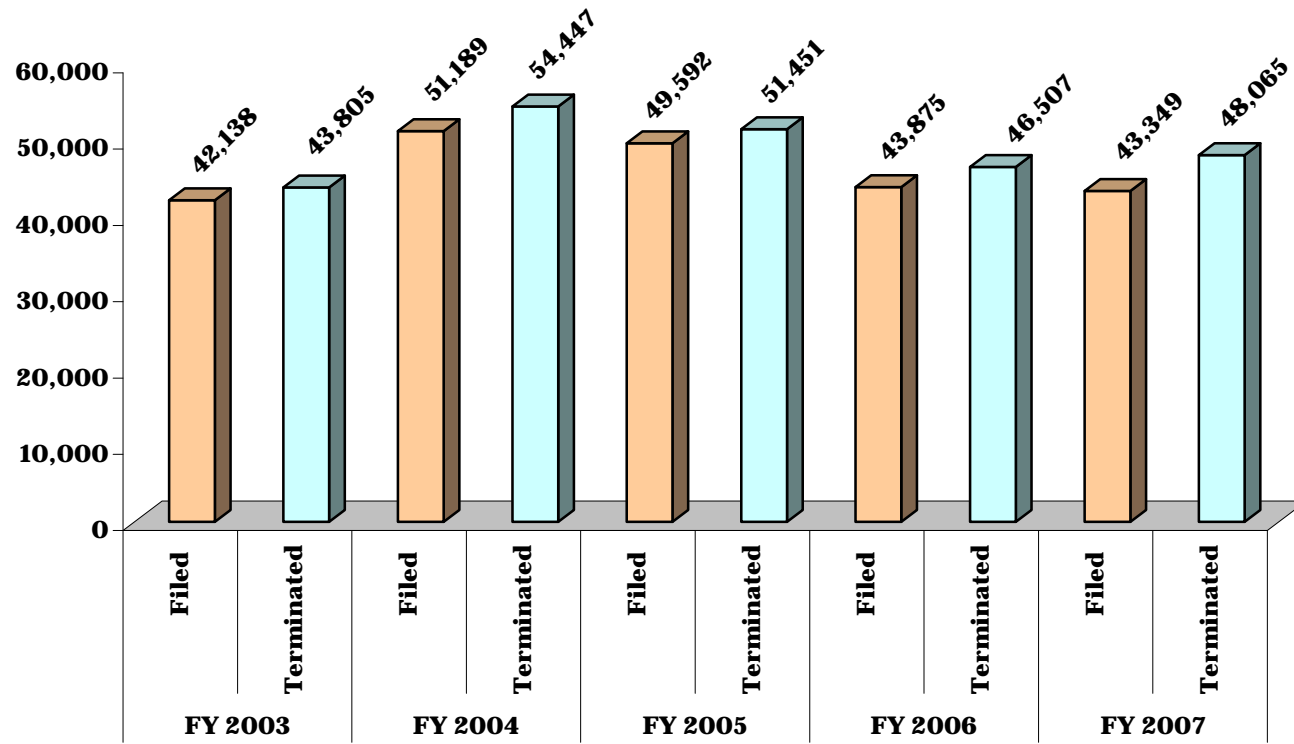


**CHART DC-1.12  
DISTRICT COURT**

**DISTRICT 12 - Allegany and Garrett Counties**

**MOTOR VEHICLE, CRIMINAL AND CIVIL CASES\***

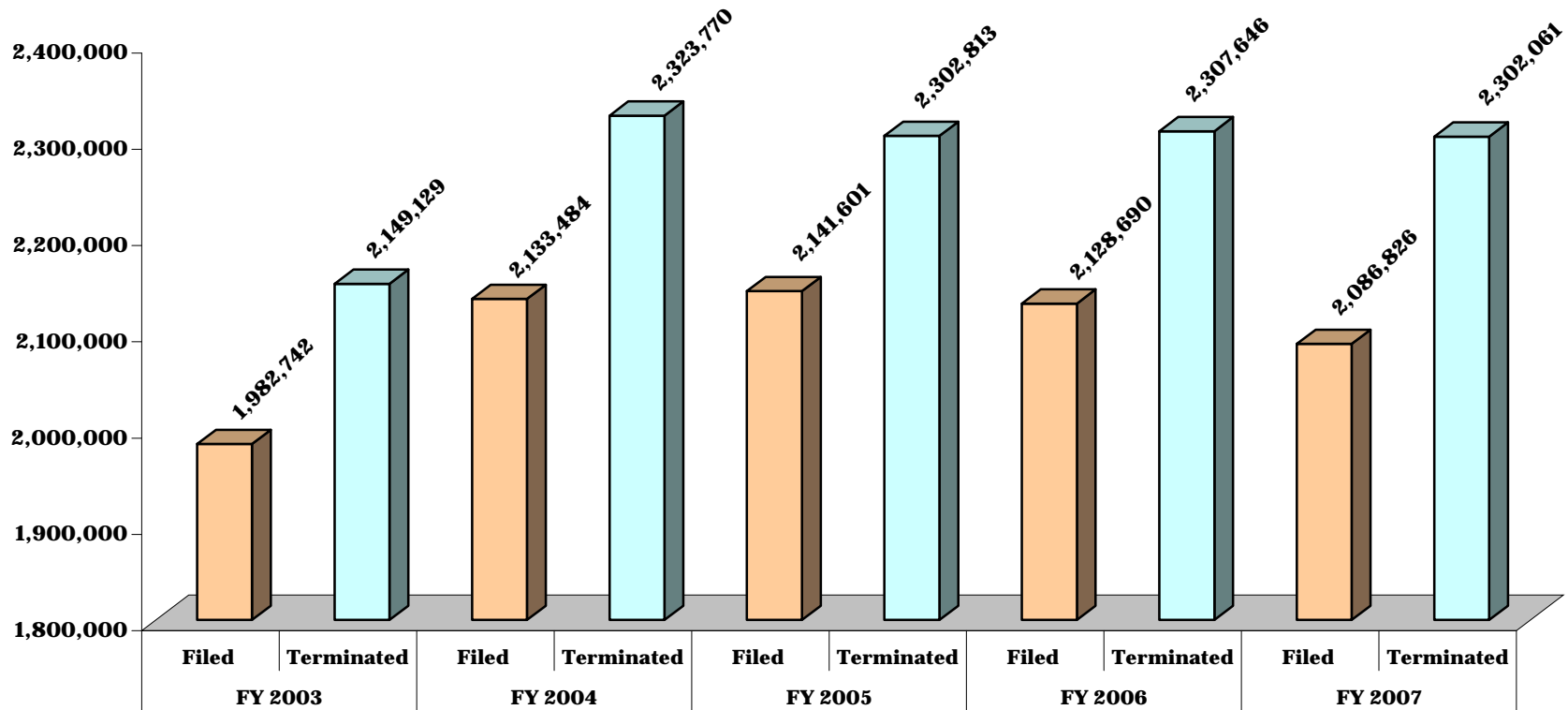
**5 Year Comparative Data: Fiscal Years 2003 - 2007**



**CHART DC-1.13  
DISTRICT COURT**

**STATE TOTAL:  
MOTOR VEHICLE, CRIMINAL AND CIVIL CASES\***

**5 Year Comparative Data: Fiscal Years 2003 - 2007**



**TABLE DC-2  
DISTRICT COURT**

**MOTOR VEHICLE, CRIMINAL AND CIVIL CASES**

**Fiscal Year 2007**

	Motor Vehicle		Criminal		Civil		Landlord-Tenant
	Filed	Terminated	Filed	Terminated	Filed	Terminated	Filed*
<b>District 1</b>	<b>106,446</b>	<b>149,257</b>	<b>69,465</b>	<b>80,714</b>	<b>58,818</b>	<b>62,576</b>	<b>142,718</b>
Baltimore City	106,446	149,257	69,465	80,714	58,818	62,576	142,718
<b>District 2</b>	<b>74,648</b>	<b>81,637</b>	<b>12,025</b>	<b>12,179</b>	<b>16,984</b>	<b>20,222</b>	<b>13,576</b>
Dorchester	13,957	13,801	1,797	1,899	3,109	3,214	1,909
Somerset	16,832	17,812	1,349	1,237	2,096	2,351	1,559
Wicomico	22,357	24,872	3,880	4,131	6,621	8,911	9,278
Worcester	21,502	25,152	4,999	4,912	5,158	5,746	830
<b>District 3</b>	<b>73,863</b>	<b>82,695</b>	<b>8,607</b>	<b>8,937</b>	<b>11,867</b>	<b>11,905</b>	<b>6,502</b>
Caroline	9,423	10,616	1,219	1,266	1,753	1,960	771
Cecil	28,431	31,600	3,844	3,594	3,895	3,554	4,185
Kent	6,969	7,503	660	758	1,489	2,081	406
Queen Anne's	17,440	19,852	1,479	1,676	1,857	1,715	432
Talbot	11,600	13,124	1,405	1,643	2,873	2,595	708

	Motor Vehicle		Criminal		Civil		Landlord-Tenant
	Filed	Terminated	Filed	Terminated	Filed	Terminated	Filed*
<b>District 4</b>	<b>68,061</b>	<b>69,900</b>	<b>11,122</b>	<b>12,050</b>	<b>14,411</b>	<b>16,048</b>	<b>9,808</b>
Calvert	14,800	18,237	2,720	3,142	3,572	3,910	1,618
Charles	34,735	29,890	5,042	5,432	7,126	7,578	4,344
St. Mary's	18,526	21,773	3,360	3,476	3,713	4,560	3,846
<b>District 5</b>	<b>141,585</b>	<b>160,438</b>	<b>21,781</b>	<b>25,019</b>	<b>59,852</b>	<b>64,160</b>	<b>125,404</b>
Prince George's	141,585	160,438	21,781	25,019	59,852	64,160	125,404
<b>District 6</b>	<b>143,604</b>	<b>160,907</b>	<b>16,548</b>	<b>19,260</b>	<b>39,138</b>	<b>49,917</b>	<b>44,428</b>
Montgomery	143,604	160,907	16,548	19,260	39,138	49,917	44,428

**MOTOR VEHICLE, CRIMINAL AND CIVIL CASES, page 2**

	Motor Vehicle		Criminal		Filed	Civil		Landlord-Tenant Filed*
	Filed	Terminated	Filed	Terminated		Terminated		
<b>District 7</b>	<b>85,323</b>	<b>102,229</b>	<b>12,911</b>	<b>14,127</b>	<b>23,985</b>	<b>26,524</b>	<b>31,552</b>	
Anne Arundel	85,323	102,229	12,911	14,127	23,985	26,524	31,552	
<b>District 8</b>	<b>115,960</b>	<b>133,112</b>	<b>18,659</b>	<b>21,264</b>	<b>57,084</b>	<b>62,883</b>	<b>134,211</b>	
Baltimore	115,960	133,112	18,659	21,264	57,084	62,883	134,211	
<b>District 9</b>	<b>30,908</b>	<b>36,075</b>	<b>5,497</b>	<b>6,541</b>	<b>9,217</b>	<b>10,092</b>	<b>11,160</b>	
Harford	30,908	36,075	5,497	6,541	9,217	10,092	11,160	

	Motor Vehicle		Criminal		Filed	Civil		Landlord-Tenant Filed*
	Filed	Terminated	Filed	Terminated		Terminated		
<b>District 10</b>	<b>79,017</b>	<b>87,185</b>	<b>7,163</b>	<b>8,153</b>	<b>13,950</b>	<b>14,045</b>	<b>16,742</b>	
Carroll	26,820	29,051	3,037	3,381	4,903	5,568	2,519	
Howard	52,197	58,134	4,126	4,772	9,047	8,477	14,223	
<b>District 11</b>	<b>59,777</b>	<b>67,689</b>	<b>8,789</b>	<b>9,072</b>	<b>15,866</b>	<b>16,638</b>	<b>14,445</b>	
Frederick	37,434	42,624	4,058	4,283	7,376	7,713	6,584	
Washington	22,343	25,065	4,731	4,789	8,490	8,925	7,861	
<b>District 12</b>	<b>32,451</b>	<b>35,774</b>	<b>4,735</b>	<b>5,532</b>	<b>4,934</b>	<b>5,530</b>	<b>1,229</b>	
Allegany	14,581	15,934	3,471	3,997	3,808	4,280	1,117	
Garrett	17,870	19,840	1,264	1,535	1,126	1,250	112	

	Motor Vehicle		Criminal		Filed	Civil		Landlord-Tenant Filed*
	Filed	Terminated	Filed	Terminated		Terminated		
<b>State Totals</b>	<b>1,011,643</b>	<b>1,166,898</b>	<b>197,302</b>	<b>222,848</b>	<b>326,106</b>	<b>360,540</b>	<b>551,775</b>	

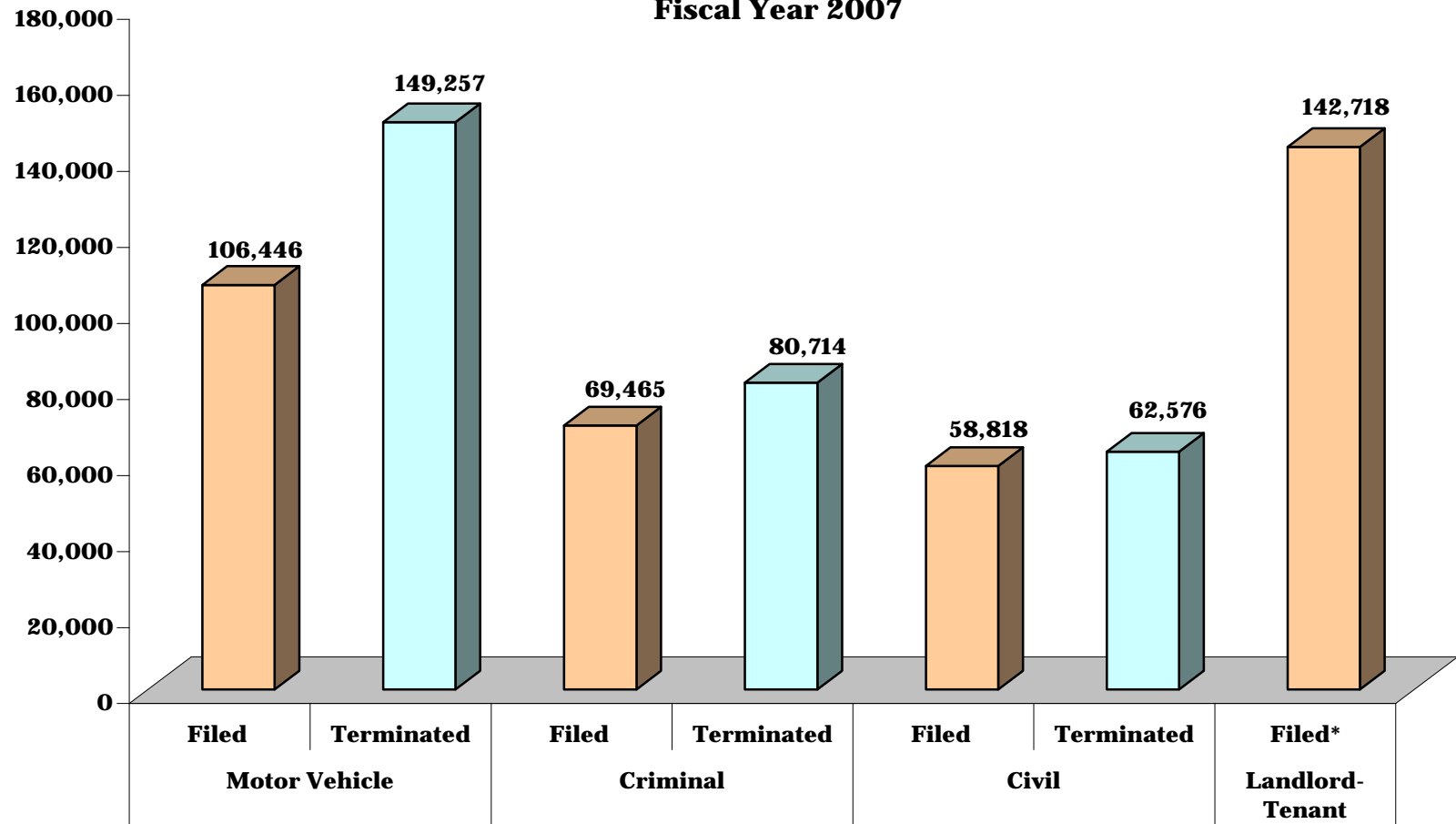
\*Landlord-Tenant termination figures are not available.

**CHART DC-2.1  
DISTRICT COURT**

**DISTRICT 1 - Baltimore City**

**MOTOR VEHICLE, CRIMINAL AND CIVIL CASES**

**Fiscal Year 2007**



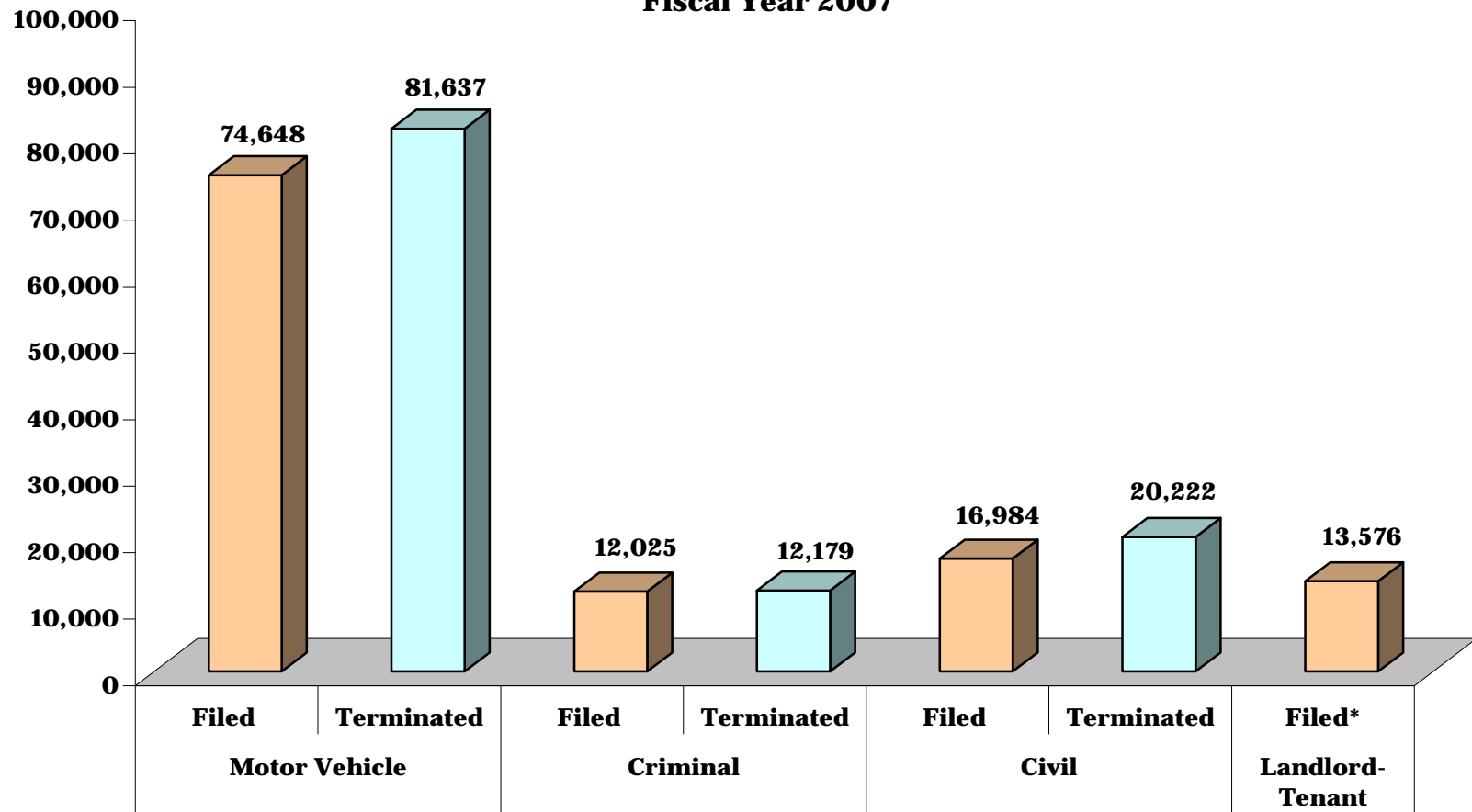
\*Landlord-Tenant termination figures are not available.

**CHART DC-2.2  
DISTRICT COURT**

**DISTRICT 2 - Dorchester, Somerset, Wicomico and Worcester Counties**

**MOTOR VEHICLE, CRIMINAL AND CIVIL CASES**

**Fiscal Year 2007**



\*Landlord-Tenant termination figures are not available.

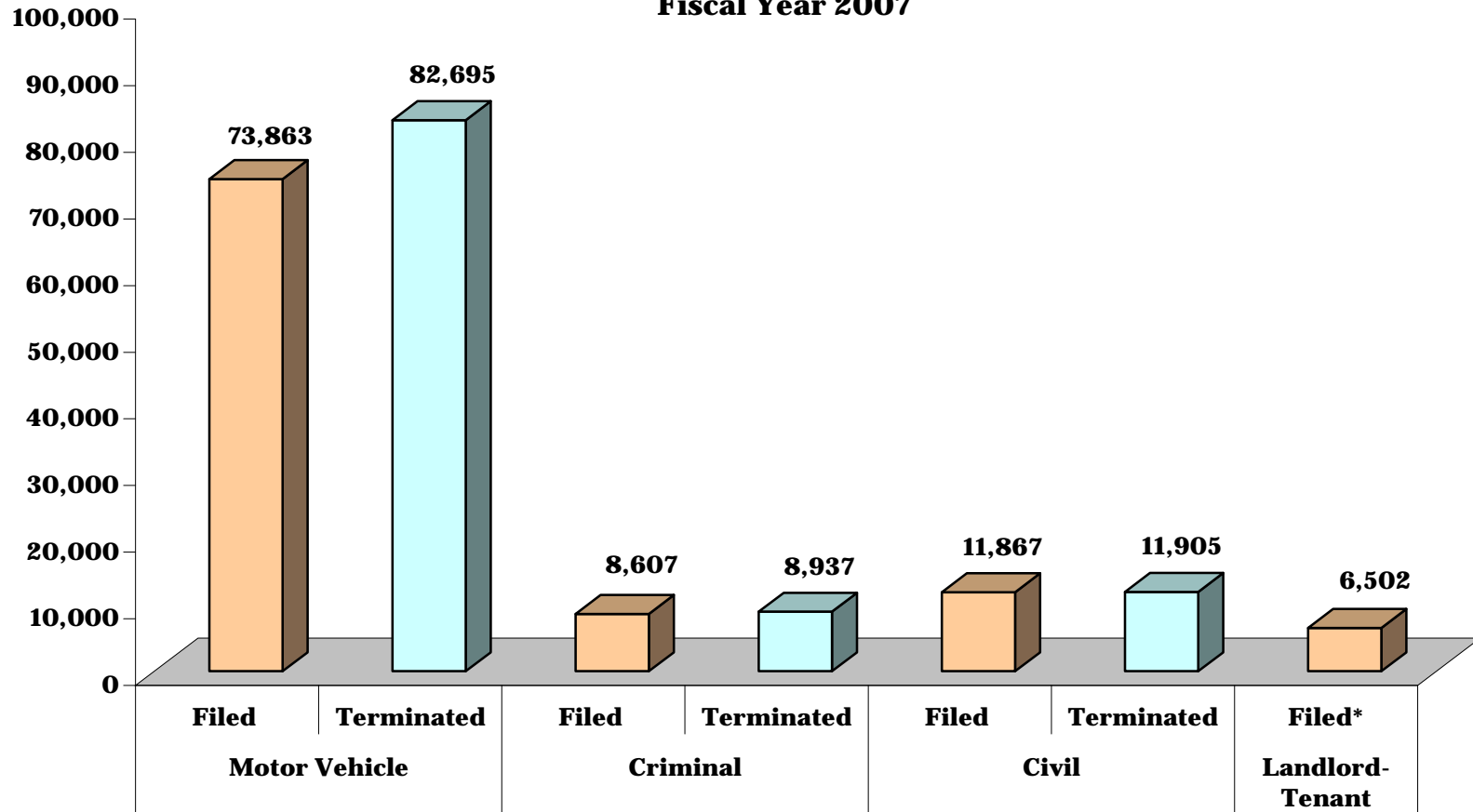


**CHART DC-2.3  
DISTRICT COURT**

**DISTRICT 3 - Caroline, Cecil, Kent, Queen Anne's and Talbot Counties**

**MOTOR VEHICLE, CRIMINAL AND CIVIL CASES**

**Fiscal Year 2007**



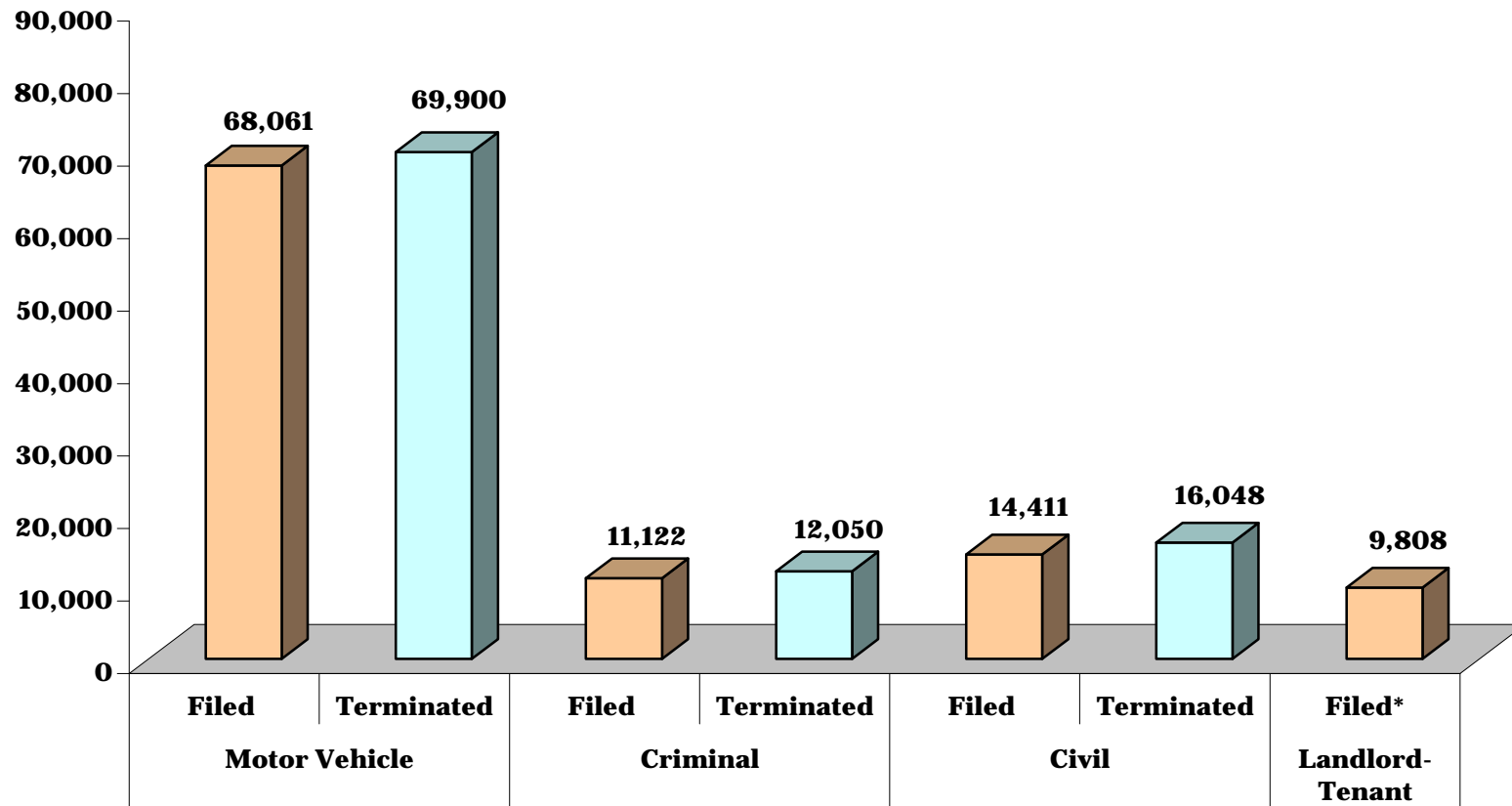
\*Landlord-Tenant termination figures are not available.

**CHART DC-2.4  
DISTRICT COURT**

**DISTRICT 4 - Calvert, Charles and St. Mary's Counties**

**MOTOR VEHICLE, CRIMINAL AND CIVIL CASES**

**Fiscal Year 2007**



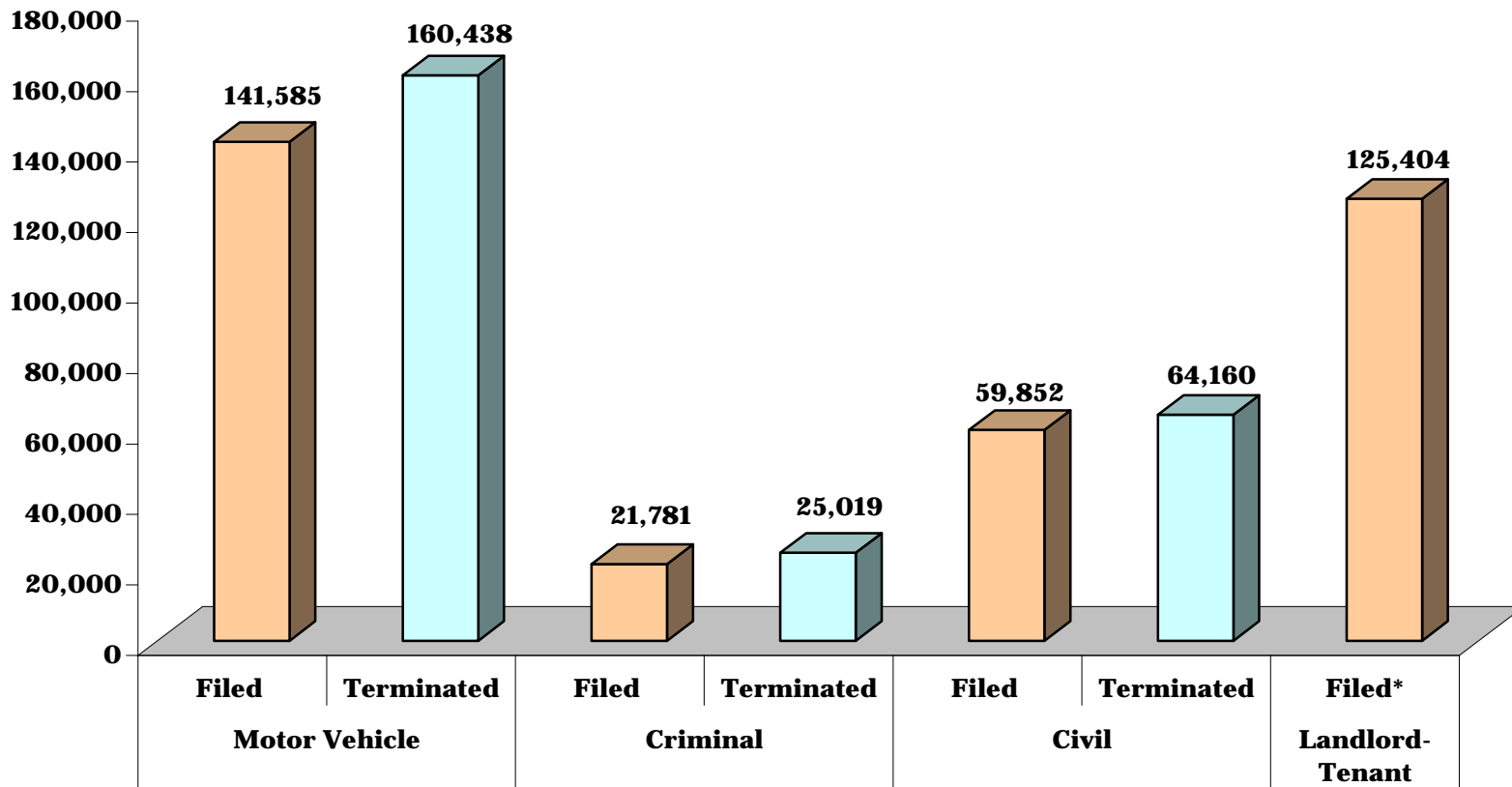
\*Landlord-Tenant termination figures are not available.

**CHART DC-2.5  
DISTRICT COURT**

**DISTRICT 5 - Prince George's County**

**MOTOR VEHICLE, CRIMINAL AND CIVIL CASES**

**Fiscal Year 2007**



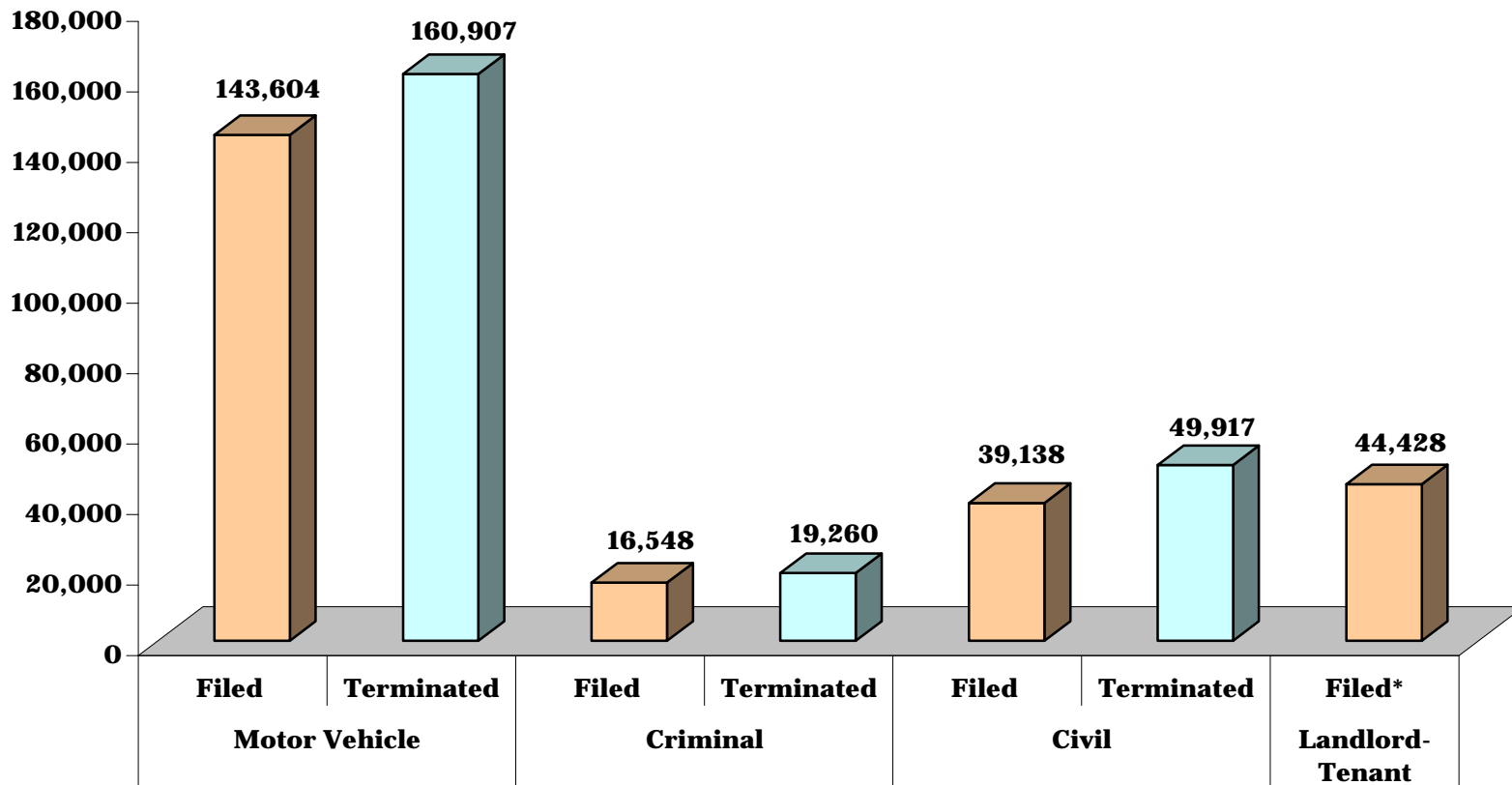
\*Landlord-Tenant termination figures are not available.

**CHART DC-2.6  
DISTRICT COURT**

**DISTRICT 6 - Montgomery County**

**MOTOR VEHICLE, CRIMINAL AND CIVIL CASES**

**Fiscal Year 2007**

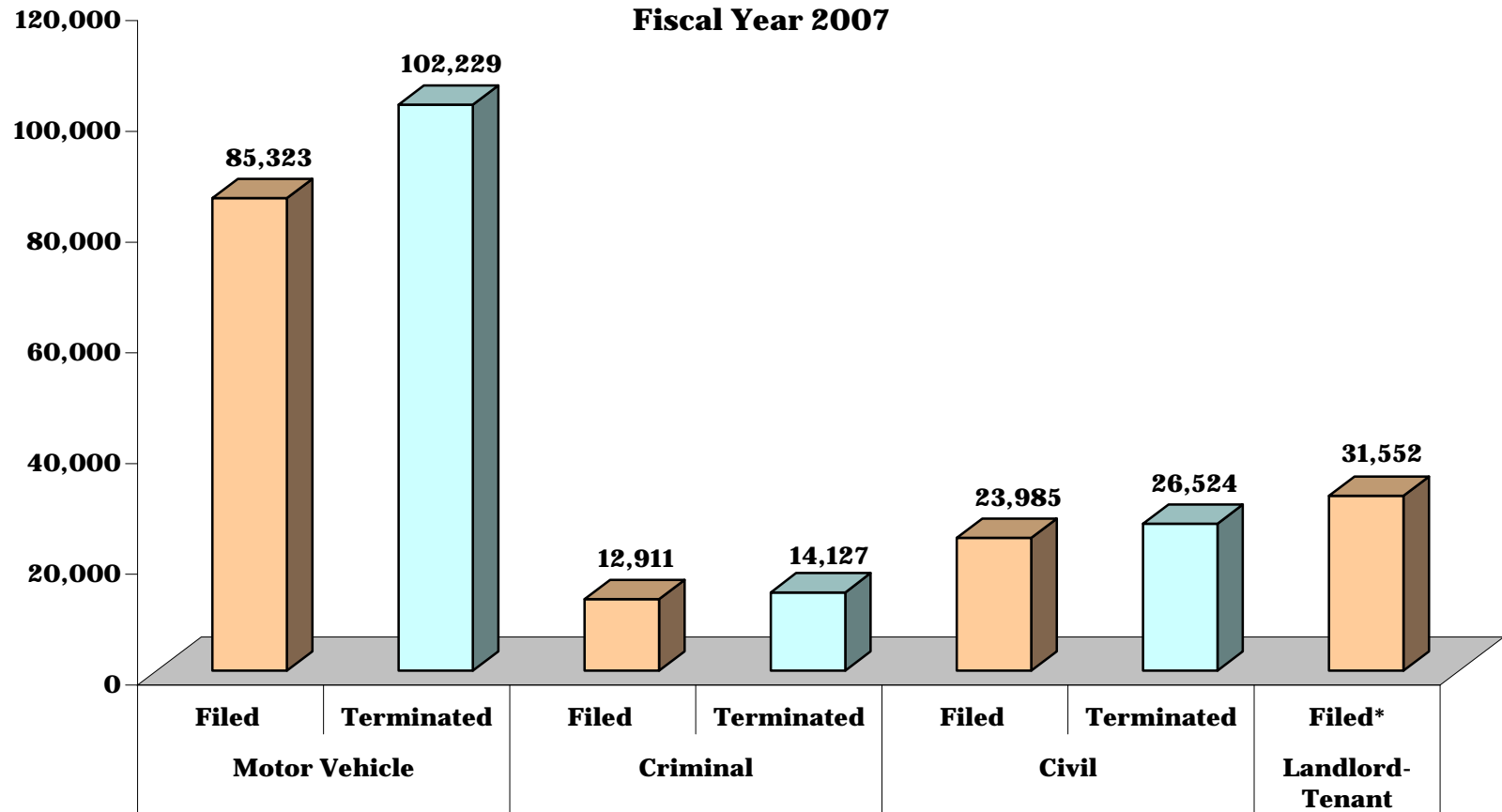


\*Landlord-Tenant termination figures are not available.

**CHART DC-2.7  
DISTRICT COURT**

**DISTRICT 7 - Anne Arundel County**

**MOTOR VEHICLE, CRIMINAL AND CIVIL CASES**



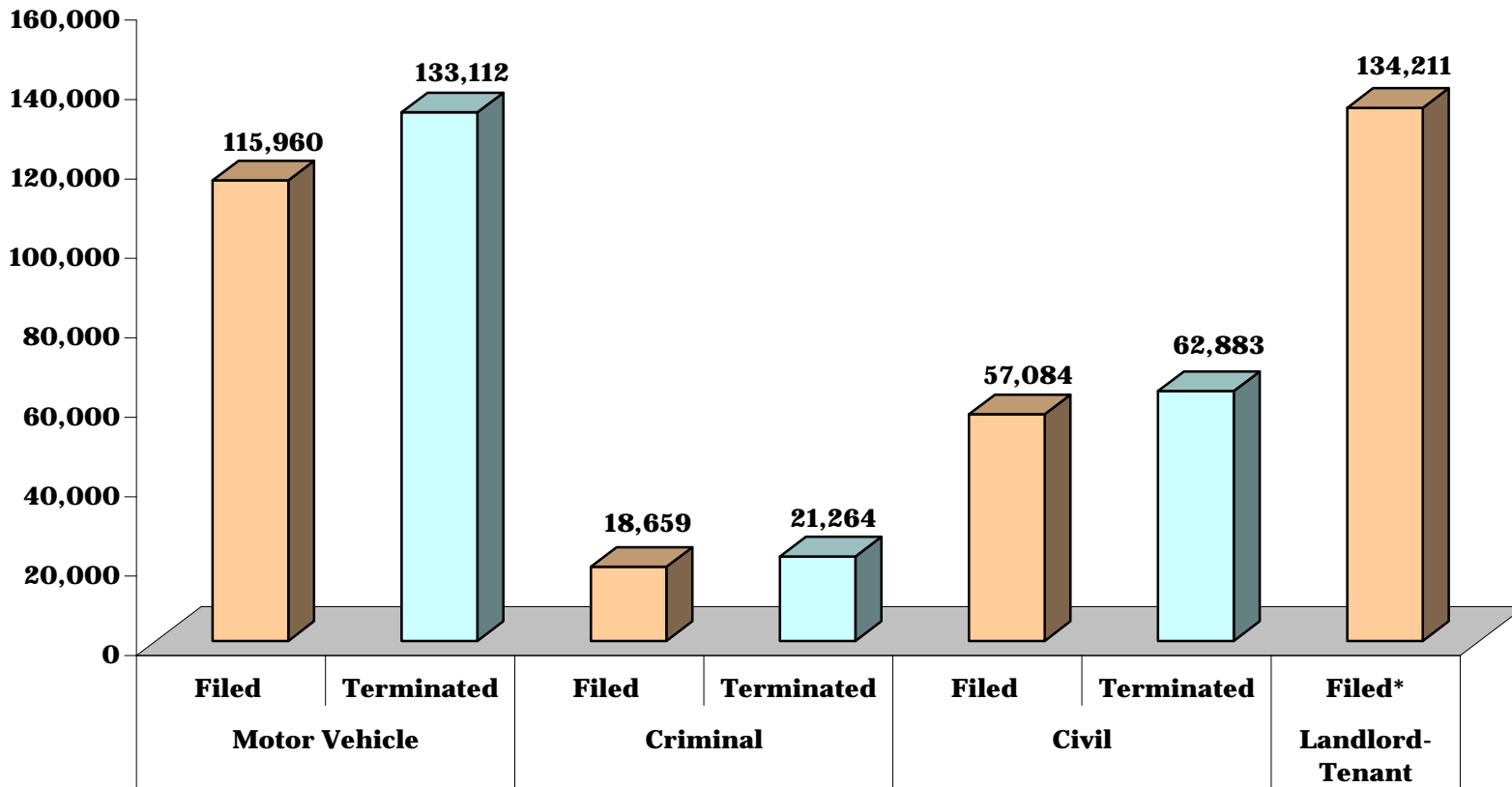
\*Landlord-Tenant termination figures are not available.

**CHART DC-2.8  
DISTRICT COURT**

**DISTRICT 8 - Baltimore County**

**MOTOR VEHICLE, CRIMINAL AND CIVIL CASES**

**Fiscal Year 2007**



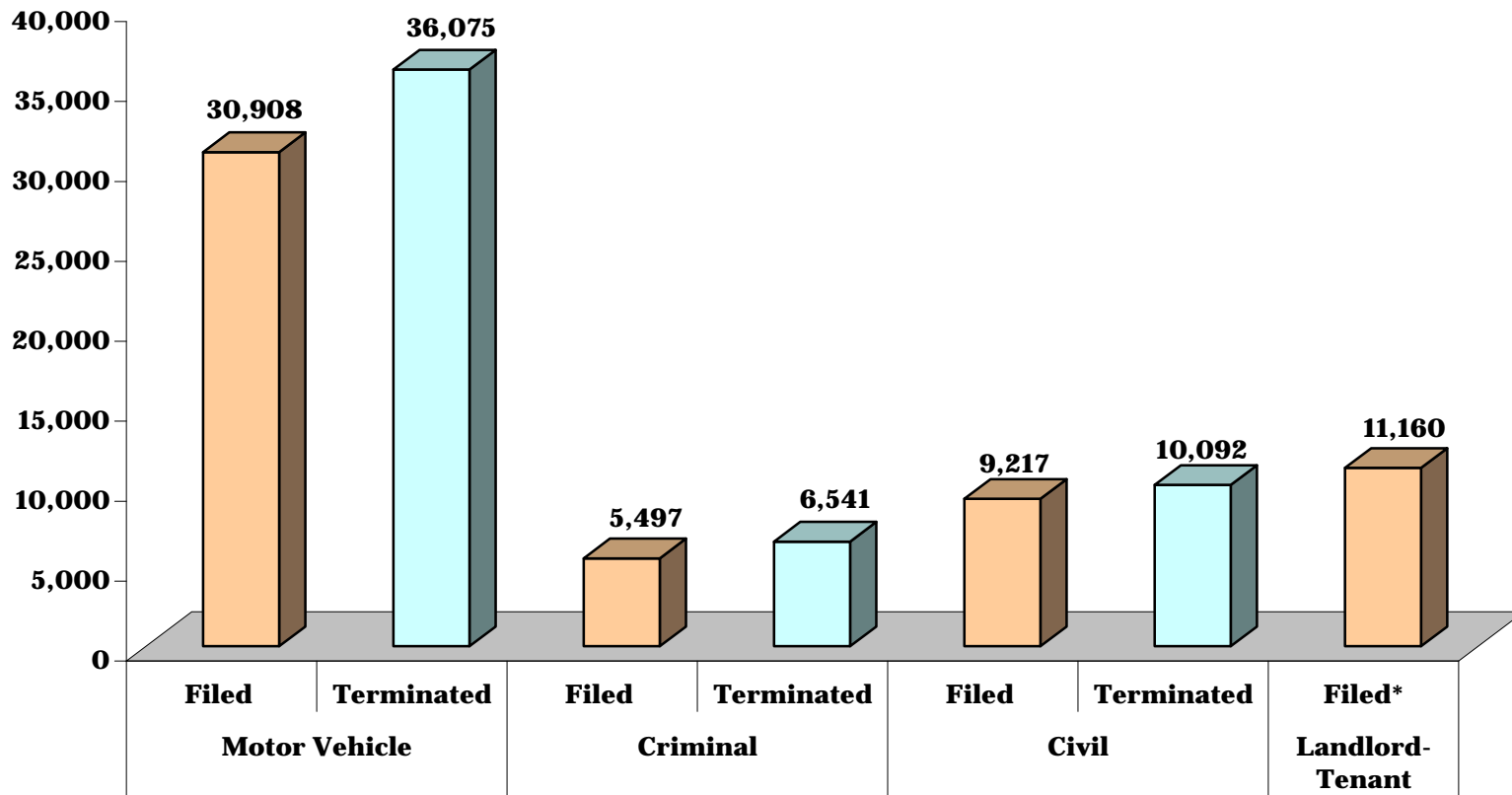
\*Landlord-Tenant termination figures are not available.

**CHART DC-2.9  
DISTRICT COURT**

**DISTRICT 9 - Harford County**

**MOTOR VEHICLE, CRIMINAL AND CIVIL CASES**

**Fiscal Year 2007**



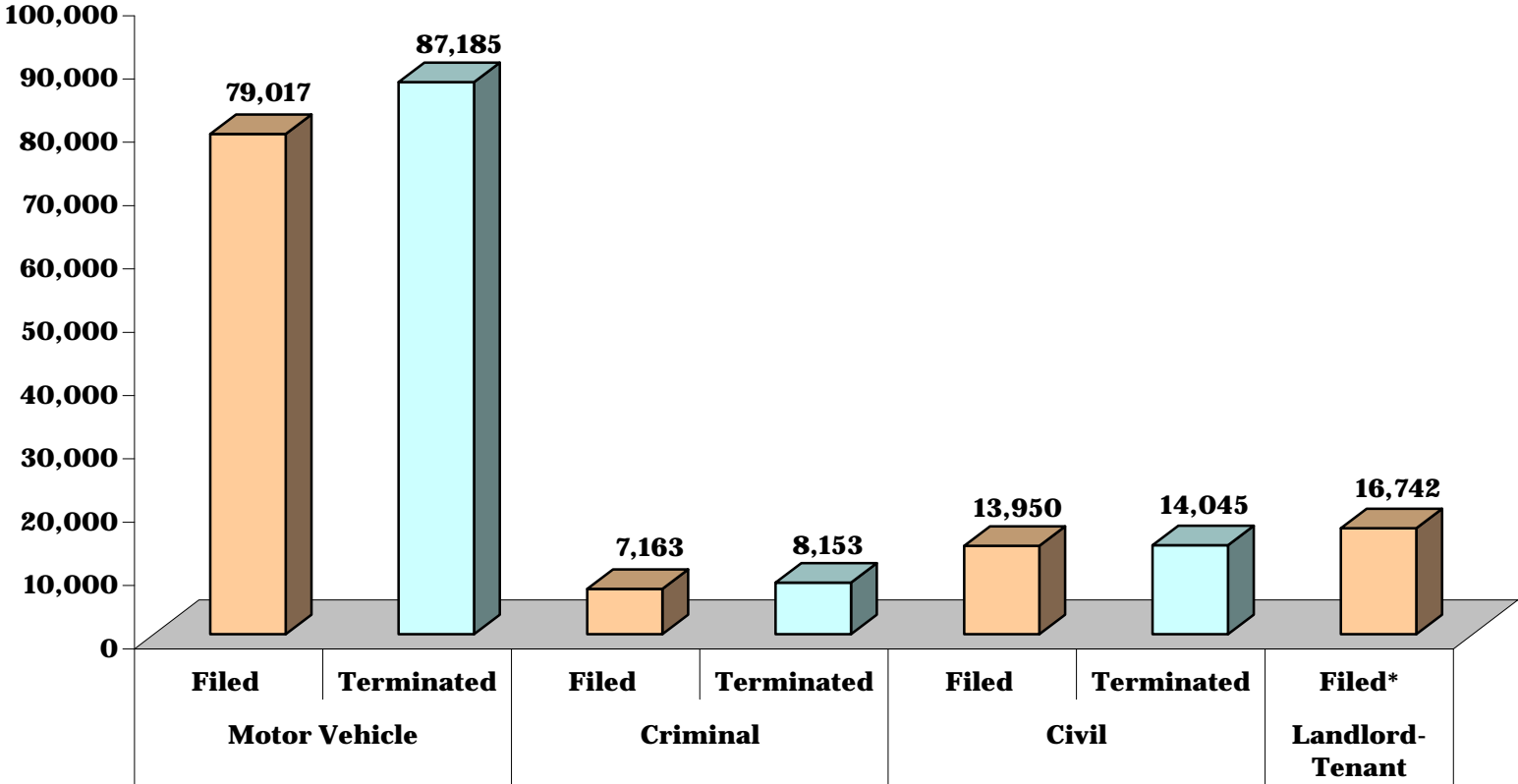
\*Landlord-Tenant termination figures are not available.

**CHART DC-2.10  
DISTRICT COURT**

**DISTRICT 10 - Carroll and Howard Counties**

**MOTOR VEHICLE, CRIMINAL AND CIVIL CASES**

**Fiscal Year 2007**



\*Landlord-Tenant termination figures are not available.

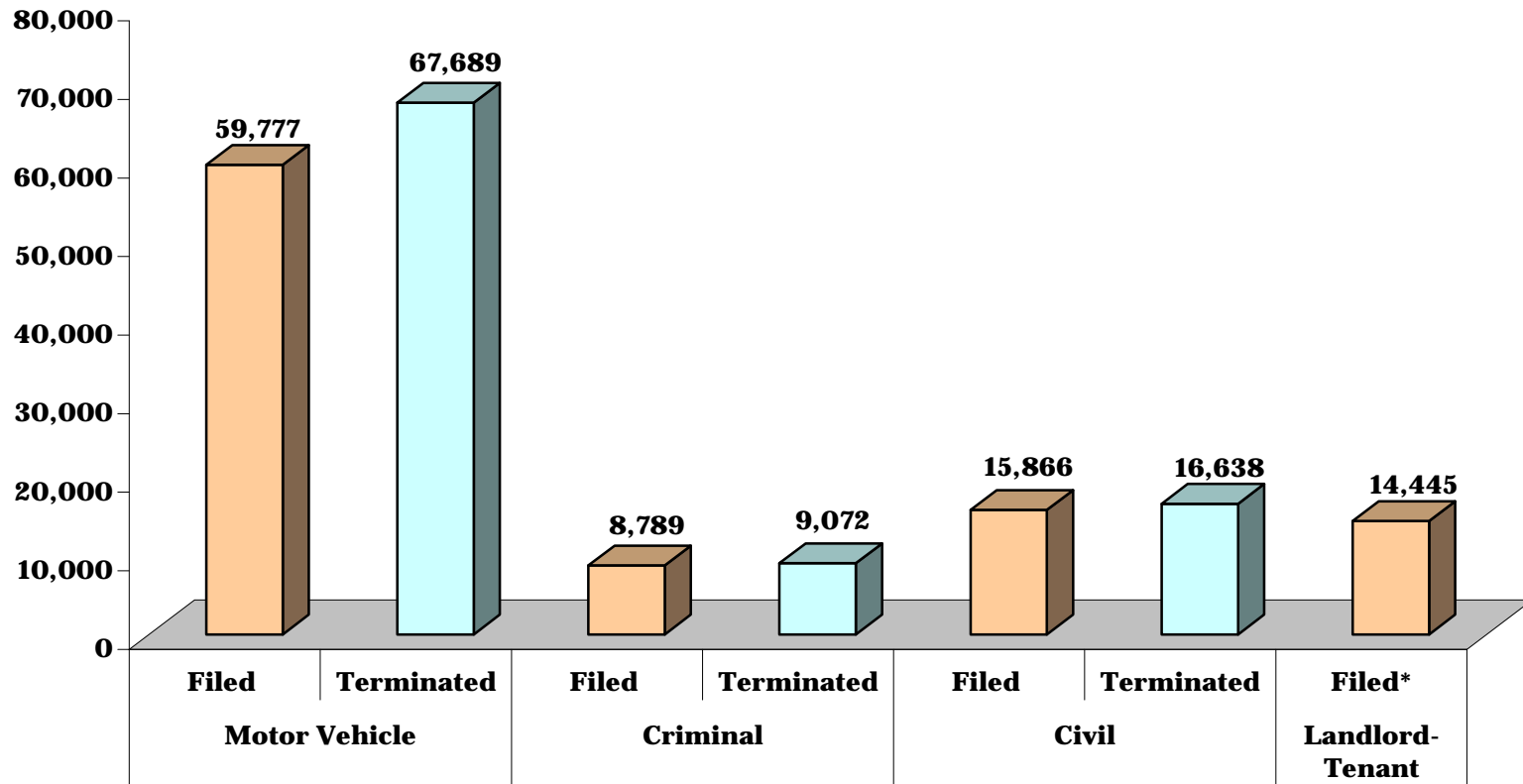


**CHART DC-2.11  
DISTRICT COURT**

**DISTRICT 11 - Frederick and Washington Counties**

**MOTOR VEHICLE, CRIMINAL AND CIVIL CASES**

**Fiscal Year 2007**



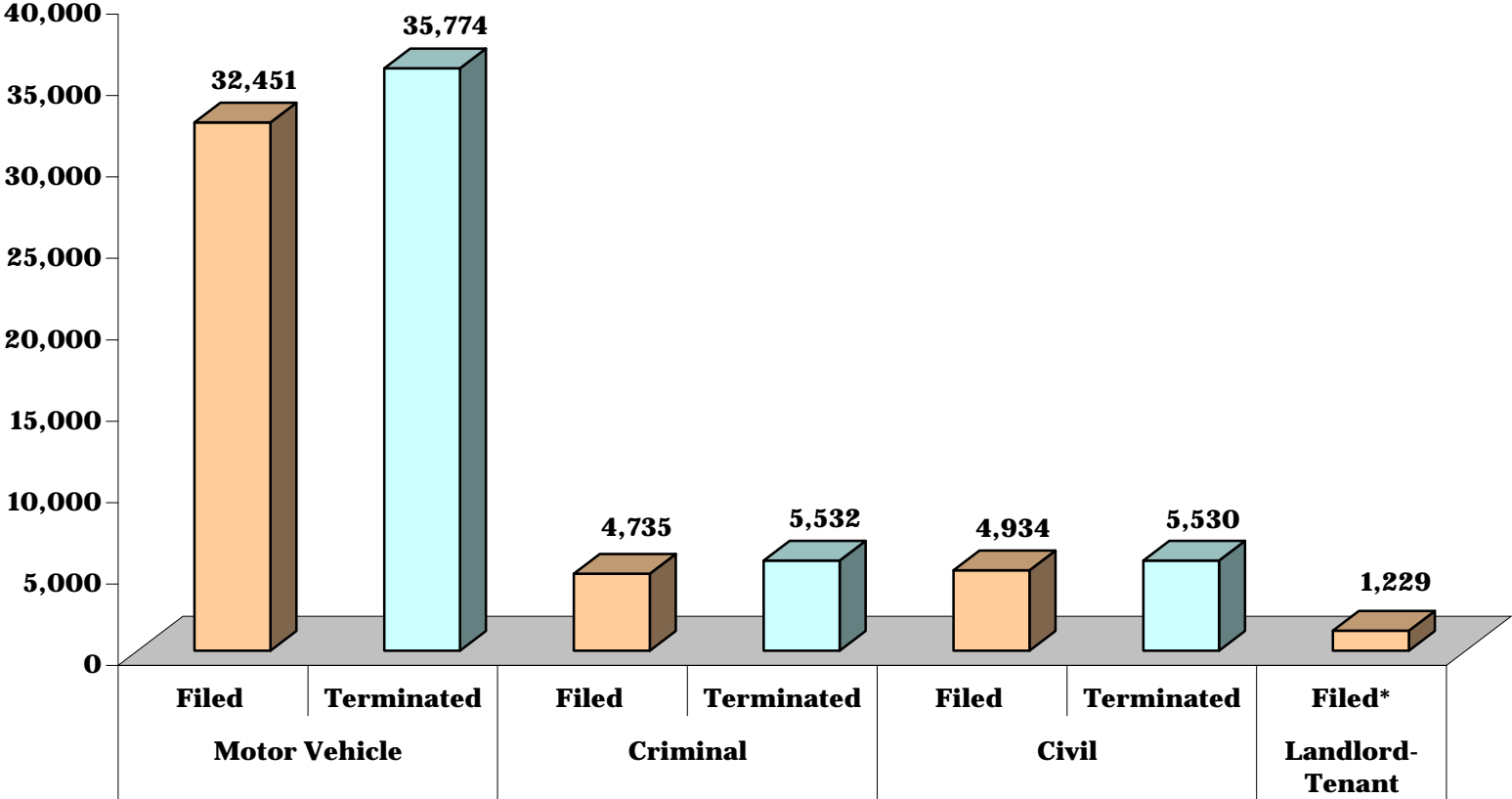
\*Landlord-Tenant termination figures are not available.

**CHART DC-2.12  
DISTRICT COURT**

**DISTRICT 12 - Allegany and Garrett Counties**

**MOTOR VEHICLE, CRIMINAL AND CIVIL CASES**

**Fiscal Year 2007**

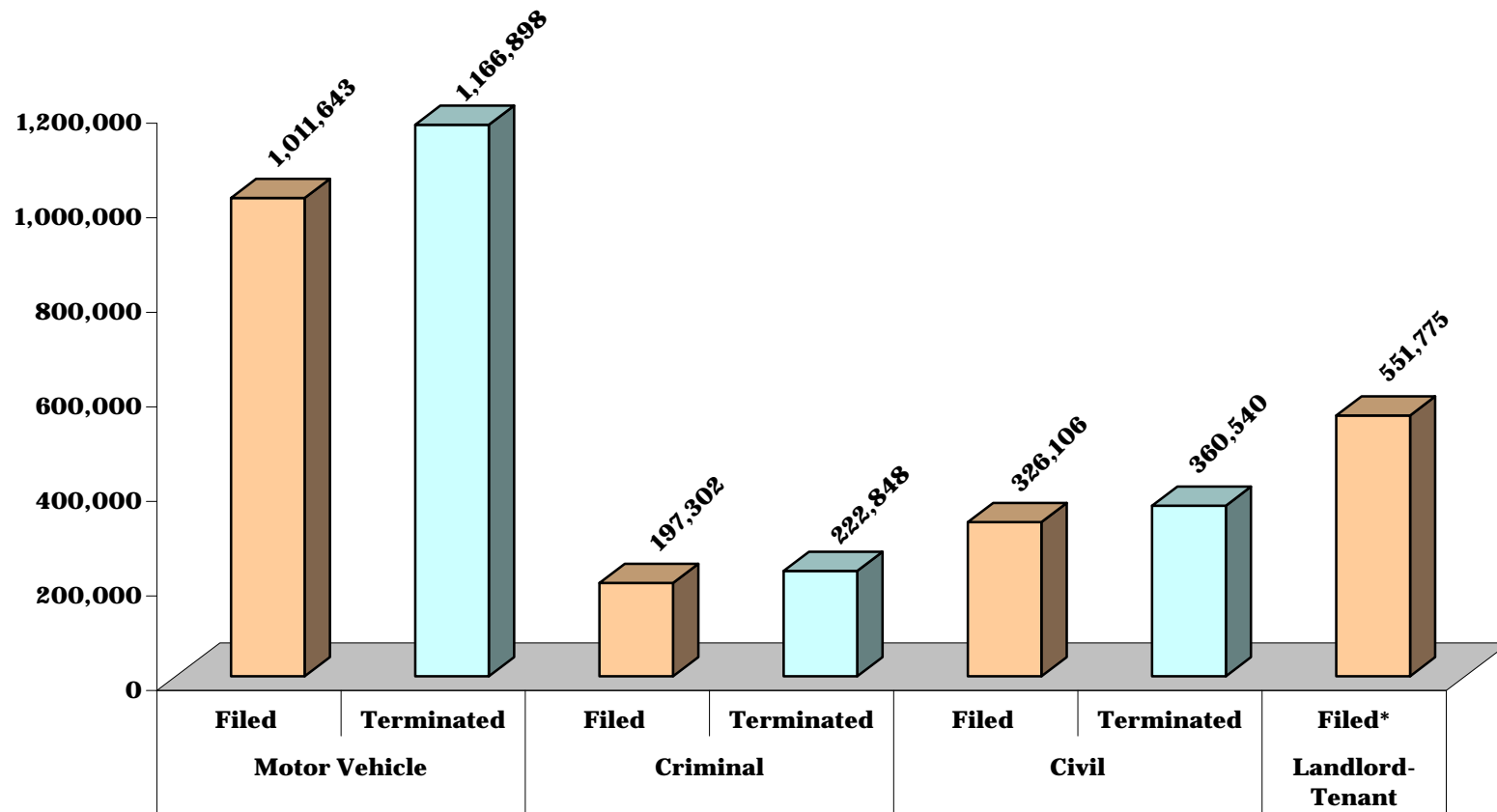


\*Landlord-Tenant termination figures are not available.

**CHART DC-2.13  
DISTRICT COURT**

**STATE TOTALS:  
MOTOR VEHICLE, CRIMINAL AND CIVIL CASES**

**Fiscal Year 2007**



\*Landlord-Tenant termination figures are not available.

**TABLE DC-3  
DISTRICT COURT**

**POPULATION AND CASES FILED AND TERMINATED  
PER DISTRICT COURT JUDGE**

**Fiscal Year 2007**

				Motor Vehicle		Criminal		Civil		Total	
	Population	Number of Judges	Population Per Judge	Filed	Terminated	Filed	Terminated	Filed	Terminated	Filed	Terminated
<b>District 1</b>	<b>631,366</b>	<b>27</b>	<b>23,384</b>	<b>3,942</b>	<b>5,528</b>	<b>2,573</b>	<b>2,989</b>	<b>2,178</b>	<b>2,318</b>	<b>8,693</b>	<b>10,835</b>
Baltimore City	631,366	27	23,384	3,942	5,528	2,573	2,989	2,178	2,318	8,693	10,835
<b>District 2</b>	<b>198,258</b>	<b>6</b>	<b>33,043</b>	<b>52,719</b>	<b>56,625</b>	<b>7,586</b>	<b>7,658</b>	<b>11,095</b>	<b>12,894</b>	<b>71,400</b>	<b>77,177</b>
Dorchester	31,631	1	31,631	13,957	13,801	1,797	1,899	3,109	3,214	18,863	18,914
Somerset	25,774	1	25,774	16,832	17,812	1,349	1,237	2,096	2,351	20,277	21,400
Wicomico	91,987	2	45,994	11,179	12,436	1,940	2,066	3,311	4,456	16,430	18,958
Worcester	48,866	2	24,433	10,751	12,576	2,500	2,456	2,579	2,873	15,830	17,905
<b>District 3</b>	<b>234,409</b>	<b>6</b>	<b>39,068</b>	<b>59,648</b>	<b>66,895</b>	<b>6,685</b>	<b>7,140</b>	<b>9,920</b>	<b>10,865</b>	<b>76,253</b>	<b>84,900</b>
Caroline	32,617	1	32,617	9,423	10,616	1,219	1,266	1,753	3,554	12,395	15,436
Cecil	99,506	2	49,753	14,216	15,800	1,922	1,797	1,948	1,041	18,086	18,638
Kent	19,983	1	19,983	6,969	7,503	660	758	1,489	1,715	9,118	9,976
Queen Anne's	46,241	1	46,241	17,440	19,852	1,479	1,676	1,857	2,595	20,776	24,123
Talbot	36,062	1	36,062	11,600	13,124	1,405	1,643	2,873	1,960	15,878	16,727
				Motor Vehicle		Criminal		Civil		Total	
	Population	Number of Judges	Population Per Judge	Filed	Terminated	Filed	Terminated	Filed	Terminated	Filed	Terminated
<b>District 4</b>	<b>328,074</b>	<b>5</b>	<b>65,615</b>	<b>43,294</b>	<b>45,837</b>	<b>7,241</b>	<b>7,763</b>	<b>9,062</b>	<b>10,304</b>	<b>59,597</b>	<b>63,904</b>
Calvert	88,804	2	44,402	7,400	9,119	1,360	1,571	1,786	1,955	10,546	12,645
Charles	140,416	2	70,208	17,368	14,945	2,521	2,716	3,563	3,789	23,452	21,450
St. Mary's	98,854	1	98,854	18,526	21,773	3,360	3,476	3,713	4,560	25,599	29,809
<b>District 5</b>	<b>841,315</b>	<b>15</b>	<b>56,088</b>	<b>9,439</b>	<b>10,696</b>	<b>1,452</b>	<b>1,668</b>	<b>3,990</b>	<b>4,277</b>	<b>14,881</b>	<b>16,641</b>
Prince George's	841,315	15	56,088	9,439	10,696	1,452	1,668	3,990	4,277	14,881	16,641
<b>District 6</b>	<b>932,131</b>	<b>11</b>	<b>84,739</b>	<b>13,055</b>	<b>14,628</b>	<b>1,504</b>	<b>1,751</b>	<b>3,558</b>	<b>4,538</b>	<b>18,117</b>	<b>20,917</b>
Montgomery	932,131	11	84,739	13,055	14,628	1,504	1,751	3,558	4,538	18,117	20,917

**POPULATION AND CASES FILED AND TERMINATED  
PER DISTRICT COURT JUDGE, page 2**

				Motor Vehicle		Criminal		Civil		Total	
	Population	Number of Judges	Population Per Judge	Filed	Terminated	Filed	Terminated	Filed	Terminated	Filed	Terminated
<b>District 7</b>	<b>509,300</b>	<b>9</b>	<b>56,589</b>	<b>9,480</b>	<b>11,359</b>	<b>1,435</b>	<b>1,570</b>	<b>2,665</b>	<b>2,947</b>	<b>13,580</b>	<b>15,876</b>
Anne Arundel	509,300	9	56,589	9,480	11,359	1,435	1,570	2,665	2,947	13,580	15,876
<b>District 8</b>	<b>787,384</b>	<b>13</b>	<b>60,568</b>	<b>8,920</b>	<b>10,239</b>	<b>1,435</b>	<b>1,636</b>	<b>4,391</b>	<b>4,837</b>	<b>14,746</b>	<b>16,712</b>
Baltimore	787,384	13	60,568	8,920	10,239	1,435	1,636	4,391	4,837	14,746	16,712
<b>District 9</b>	<b>241,402</b>	<b>4</b>	<b>60,351</b>	<b>7,727</b>	<b>9,019</b>	<b>1,374</b>	<b>1,635</b>	<b>2,304</b>	<b>2,523</b>	<b>11,405</b>	<b>13,177</b>
Harford	241,402	4	60,351	7,727	9,019	1,374	1,635	2,304	2,523	11,405	13,177

				Motor Vehicle		Criminal		Civil		Total	
	Population	Number of Judges	Population Per Judge	Filed	Terminated	Filed	Terminated	Filed	Terminated	Filed	Terminated
<b>District 10</b>	<b>442,712</b>	<b>7</b>	<b>63,245</b>	<b>23,849</b>	<b>26,153</b>	<b>2,344</b>	<b>2,645</b>	<b>4,261</b>	<b>5,353</b>	<b>30,454</b>	<b>34,151</b>
Carroll	170,260	2	85,130	13,410	14,526	1,519	1,691	2,452	4,239	17,381	20,456
Howard	272,452	5	54,490	10,439	11,627	825	954	1,809	1,114	13,073	13,695
<b>District 11</b>	<b>366,686</b>	<b>5</b>	<b>73,337</b>	<b>23,650</b>	<b>26,741</b>	<b>3,719</b>	<b>3,823</b>	<b>6,704</b>	<b>7,034</b>	<b>34,073</b>	<b>37,598</b>
Frederick	222,938	3	74,313	12,478	14,208	1,353	1,428	2,459	2,571	16,290	18,207
Washington	143,748	2	71,874	11,172	12,533	2,366	2,395	4,245	4,463	17,783	19,391
<b>District 12</b>	<b>102,690</b>	<b>3</b>	<b>34,230</b>	<b>25,161</b>	<b>27,807</b>	<b>3,000</b>	<b>3,534</b>	<b>3,030</b>	<b>3,390</b>	<b>31,191</b>	<b>34,731</b>
Allegany	72,831	2	36,416	7,291	7,967	1,736	1,999	1,904	2,140	10,931	12,106
Garrett	29,859	1	29,859	17,870	19,840	1,264	1,535	1,126	1,250	20,260	22,625

				Motor Vehicle		Criminal		Civil		Total	
	Population	Number of Judges	Population Per Judge	Filed	Terminated	Filed	Terminated	Filed	Terminated	Filed	Terminated
<b>State Totals</b>	<b>5,615,727</b>	<b>111</b>	<b>50,592</b>	<b>9,114</b>	<b>10,513</b>	<b>1,777</b>	<b>2,008</b>	<b>2,938</b>	<b>3,248</b>	<b>13,829</b>	<b>15,769</b>

\*Chief Judge of District Court not included in statistics. Number of judgeships as of July 1, 2007.

\*\*Population as of July 1, 2006, issued by the State of Maryland Department of Planning.

**TABLE DC-4.1  
DISTRICT COURT**

**MOTOR VEHICLE CASES FILED AND PROCESSED**

**Fiscal Year 2007**

	<b>Payable, Must Appear &amp; Sec. 21-902 Cases</b>				<b>Other Cases</b>		<b>Totals</b>	
	<b>Filed</b>	<b>Tried</b>	<b>Paid</b>	<b>Other Dispositions</b>	<b>Filed</b>	<b>Terminated</b>	<b>Filed</b>	<b>Terminated</b>
<b>District 1</b>	<b>82,903</b>	<b>36,103</b>	<b>36,435</b>	<b>52,741</b>	<b>23,543</b>	<b>23,978</b>	<b>106,446</b>	<b>149,257</b>
Baltimore City	82,903	36,103	36,435	52,741	23,543	23,978	106,446	149,257
<b>District 2</b>	<b>73,696</b>	<b>15,842</b>	<b>43,675</b>	<b>21,150</b>	<b>952</b>	<b>970</b>	<b>74,648</b>	<b>81,637</b>
Dorchester	13,868	3,151	6,851	3,720	89	79	13,957	13,801
Somerset	16,712	2,316	11,939	3,428	120	129	16,832	17,812
Wicomico	22,279	5,177	12,840	6,777	78	78	22,357	24,872
Worcester	20,837	5,198	12,045	7,225	665	684	21,502	25,152
<b>District 3</b>	<b>72,928</b>	<b>17,033</b>	<b>44,022</b>	<b>20,802</b>	<b>935</b>	<b>838</b>	<b>73,863</b>	<b>82,695</b>
Caroline	9,394	2,572	5,239	2,776	29	29	9,423	10,616
Cecil	28,157	4,690	19,528	7,114	274	268	28,431	31,600
Kent	6,839	1,336	4,273	1,776	130	118	6,969	7,503
Queen Anne's	17,130	4,641	9,433	5,529	310	249	17,440	19,852
Talbot	11,408	3,794	5,549	3,607	192	174	11,600	13,124

	<b>Payable, Must Appear &amp; Sec. 21-902 Cases</b>				<b>Other Cases</b>		<b>Totals</b>	
	<b>Filed</b>	<b>Tried</b>	<b>Paid</b>	<b>Other Dispositions</b>	<b>Filed</b>	<b>Terminated</b>	<b>Filed</b>	<b>Terminated</b>
<b>District 4</b>	<b>66,482</b>	<b>16,298</b>	<b>33,350</b>	<b>18,961</b>	<b>1,579</b>	<b>1,291</b>	<b>68,061</b>	<b>69,900</b>
Calvert	14,396	4,401	7,662	5,820	404	354	14,800	18,237
Charles	34,101	6,517	15,856	7,074	634	443	34,735	29,890
St. Mary's	17,985	5,380	9,832	6,067	541	494	18,526	21,773
<b>District 5</b>	<b>134,949</b>	<b>40,865</b>	<b>61,993</b>	<b>50,933</b>	<b>6,636</b>	<b>6,647</b>	<b>141,585</b>	<b>160,438</b>
Prince George's	134,949	40,865	61,993	50,933	6,636	6,647	141,585	160,438
<b>District 6</b>	<b>136,419</b>	<b>36,980</b>	<b>75,445</b>	<b>41,289</b>	<b>7,185</b>	<b>7,193</b>	<b>143,604</b>	<b>160,907</b>
Montgomery	136,419	36,980	75,445	41,289	7,185	7,193	143,604	160,907

**MOTOR VEHICLE CASES FILED AND PROCESSED, page 2**

	<b>Payable, Must Appear &amp; Sec. 21-902 Cases</b>				<b>Other Cases</b>		<b>Totals</b>	
	<b>Filed</b>	<b>Tried</b>	<b>Paid</b>	<b>Other Dispositions</b>	<b>Filed</b>	<b>Terminated</b>	<b>Filed</b>	<b>Terminated</b>
<b>District 7</b>	<b>82,821</b>	<b>30,422</b>	<b>39,431</b>	<b>30,046</b>	<b>2,502</b>	<b>2,330</b>	<b>85,323</b>	<b>102,229</b>
Anne Arundel	82,821	30,422	39,431	30,046	2,502	2,330	85,323	102,229
<b>District 8</b>	<b>113,391</b>	<b>44,987</b>	<b>50,381</b>	<b>35,362</b>	<b>2,569</b>	<b>2,382</b>	<b>115,960</b>	<b>133,112</b>
Baltimore	113,391	44,987	50,381	35,362	2,569	2,382	115,960	133,112
<b>District 9</b>	<b>30,482</b>	<b>10,512</b>	<b>15,413</b>	<b>9,723</b>	<b>426</b>	<b>427</b>	<b>30,908</b>	<b>36,075</b>
Harford	30,482	10,512	15,413	9,723	426	427	30,908	36,075

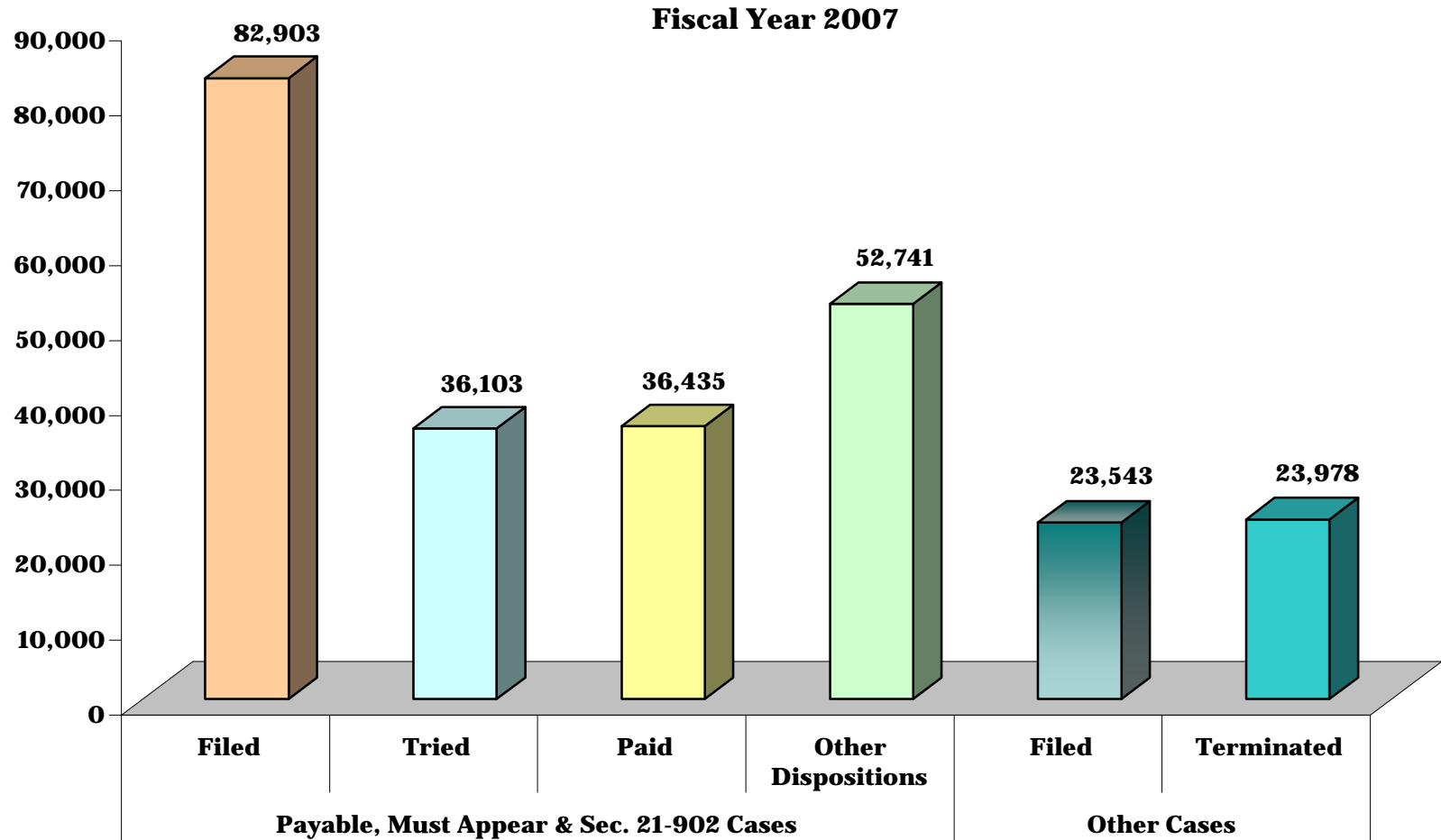
	<b>Payable, Must Appear &amp; Sec. 21-902 Cases</b>				<b>Other Cases</b>		<b>Totals</b>	
	<b>Filed</b>	<b>Tried</b>	<b>Paid</b>	<b>Other Dispositions</b>	<b>Filed</b>	<b>Terminated</b>	<b>Filed</b>	<b>Terminated</b>
<b>District 10</b>	<b>78,049</b>	<b>25,779</b>	<b>40,064</b>	<b>20,392</b>	<b>968</b>	<b>950</b>	<b>79,017</b>	<b>87,185</b>
Carroll	26,714	9,446	12,779	6,719	106	107	26,820	29,051
Howard	51,335	16,333	27,285	13,673	862	843	52,197	58,134
<b>District 11</b>	<b>58,692</b>	<b>14,808</b>	<b>34,912</b>	<b>16,956</b>	<b>1,085</b>	<b>1,013</b>	<b>59,777</b>	<b>67,689</b>
Frederick	36,799	9,862	21,278	10,873	635	611	37,434	42,624
Washington	21,893	4,946	13,634	6,083	450	402	22,343	25,065
<b>District 12</b>	<b>31,566</b>	<b>4,515</b>	<b>23,364</b>	<b>7,045</b>	<b>885</b>	<b>850</b>	<b>32,451</b>	<b>35,774</b>
Allegany	14,372	2,902	9,713	3,104	209	215	14,581	15,934
Garrett	17,194	1,613	13,651	3,941	676	635	17,870	19,840

	<b>Payable, Must Appear &amp; Sec. 21-902 Cases</b>				<b>Other Cases</b>		<b>Totals</b>	
	<b>Filed</b>	<b>Tried</b>	<b>Paid</b>	<b>Other Dispositions</b>	<b>Filed</b>	<b>Terminated</b>	<b>Filed</b>	<b>Terminated</b>
<b>State Totals</b>	<b>962,378</b>	<b>294,144</b>	<b>498,485</b>	<b>325,400</b>	<b>49,265</b>	<b>48,869</b>	<b>1,011,643</b>	<b>1,166,898</b>

**CHART DC-4.1.1  
DISTRICT COURT**

**DISTRICT 1 - Baltimore City**

**MOTOR VEHICLE CASES FILED AND PROCESSED**



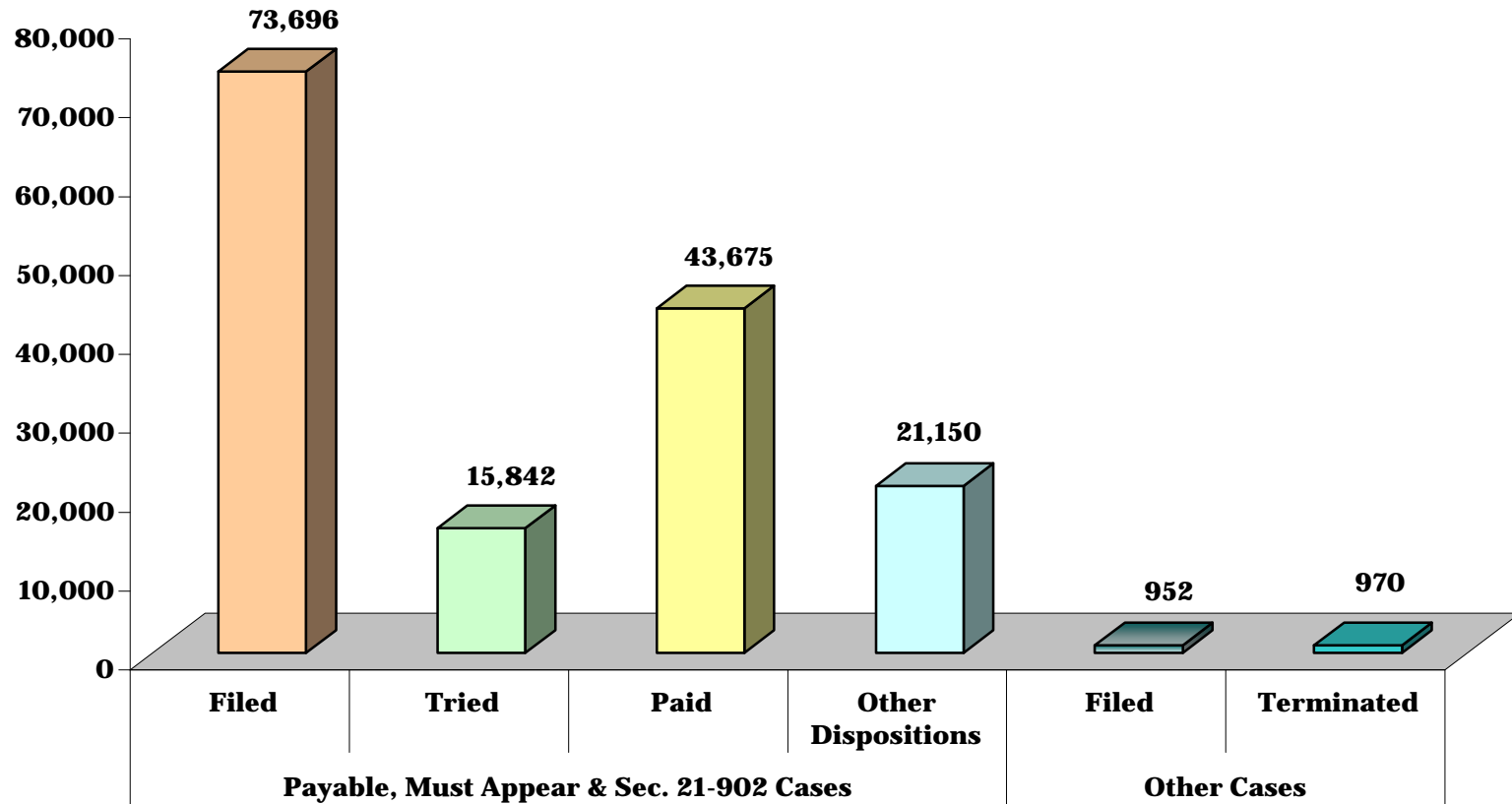


**CHART DC-4.1.2  
DISTRICT COURT**

**DISTRICT 2 - Dorchester, Somerset, Wicomico and Worcester Counties**

**MOTOR VEHICLE CASES FILED AND PROCESSED**

**Fiscal Year 2007**

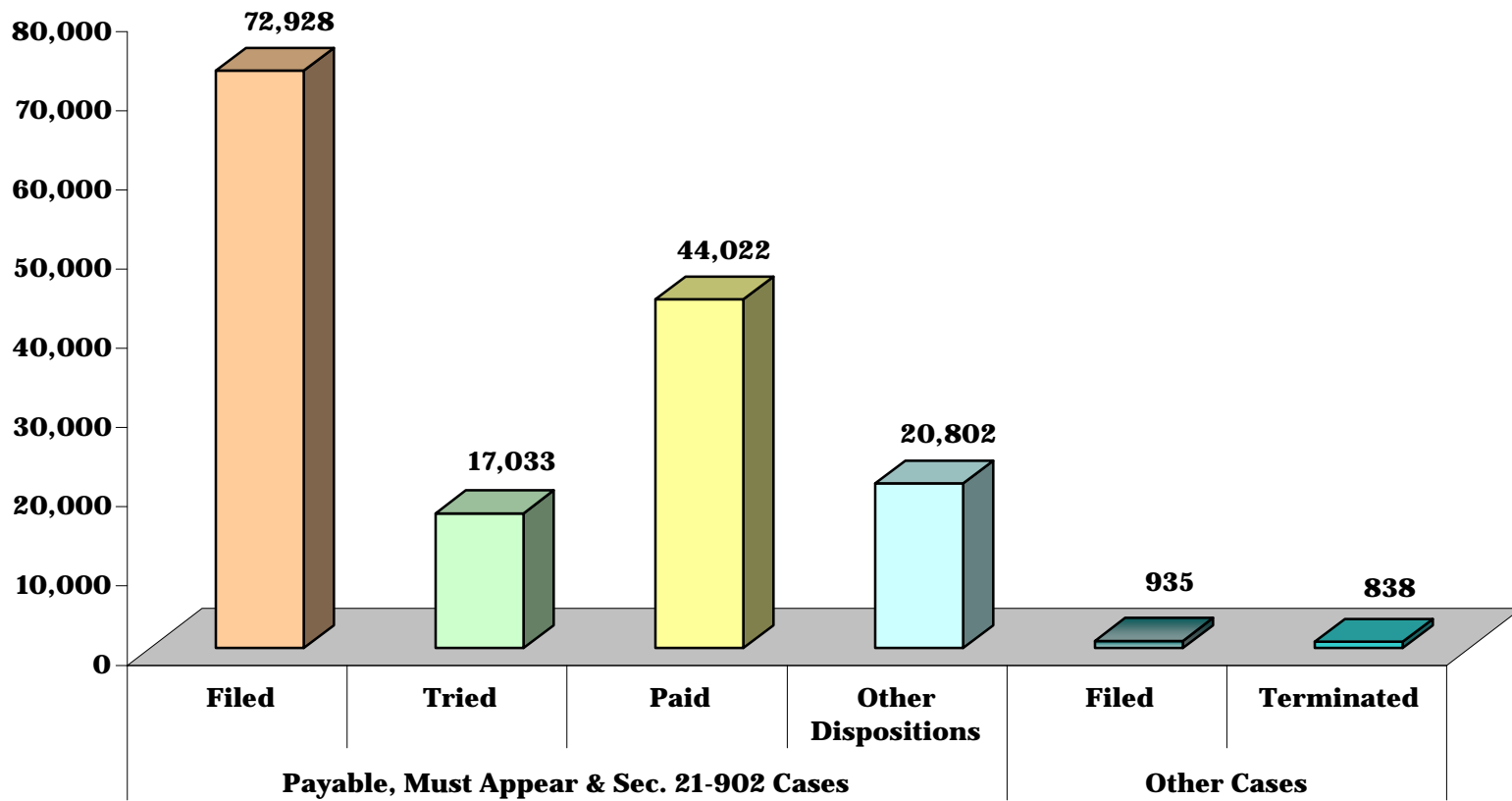


**CHART DC-4.1.3  
DISTRICT COURT**

**DISTRICT 3 - Caroline, Cecil, Kent, Queen Anne's and Talbot Counties**

**MOTOR VEHICLE CASES FILED AND PROCESSED**

**Fiscal Year 2007**

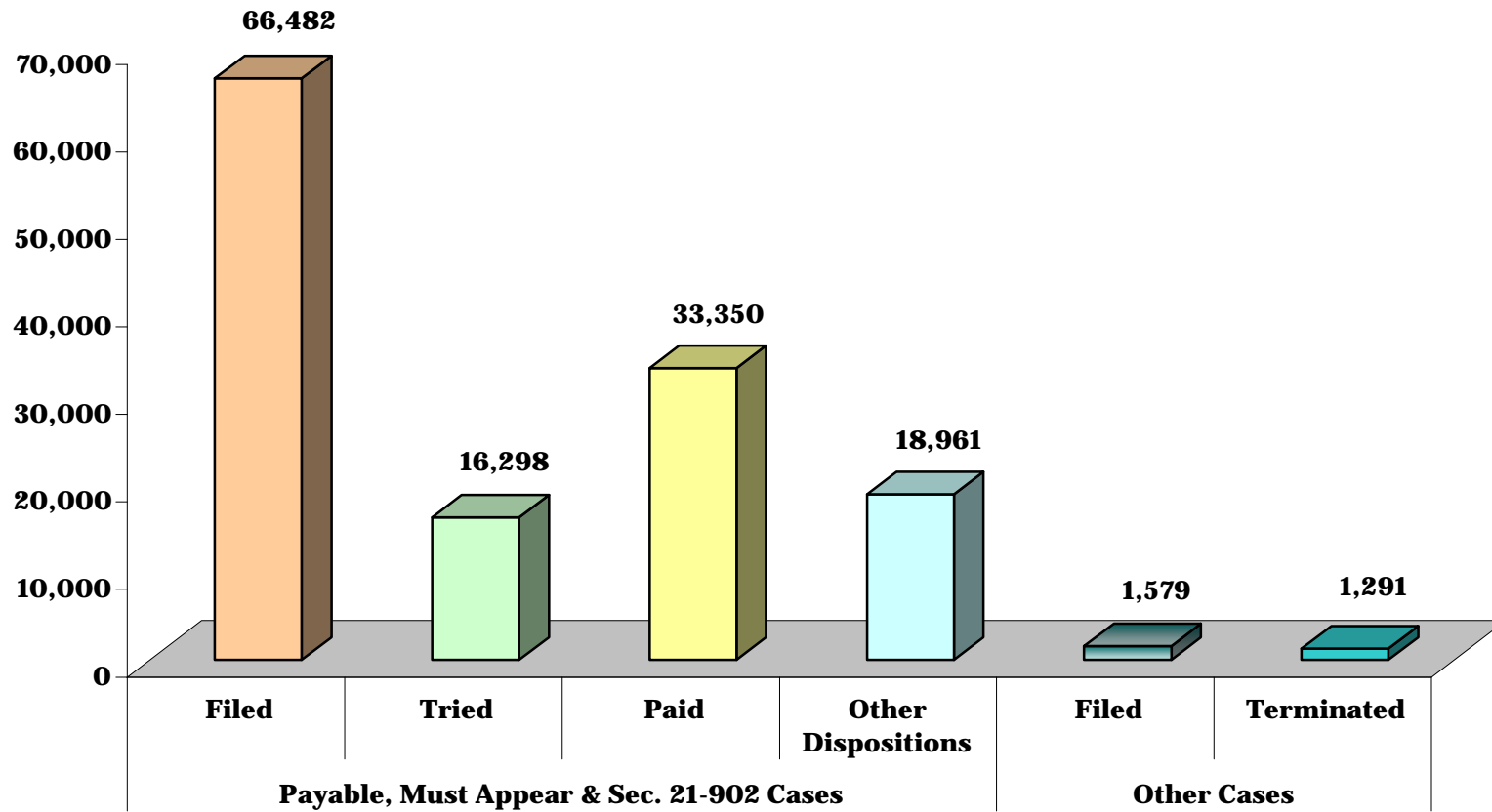


**CHART DC-4.1.4  
DISTRICT COURT**

**DISTRICT 4 - Calvert, Charles and St. Mary's Counties**

**MOTOR VEHICLE CASES FILED AND PROCESSED**

**Fiscal Year 2007**

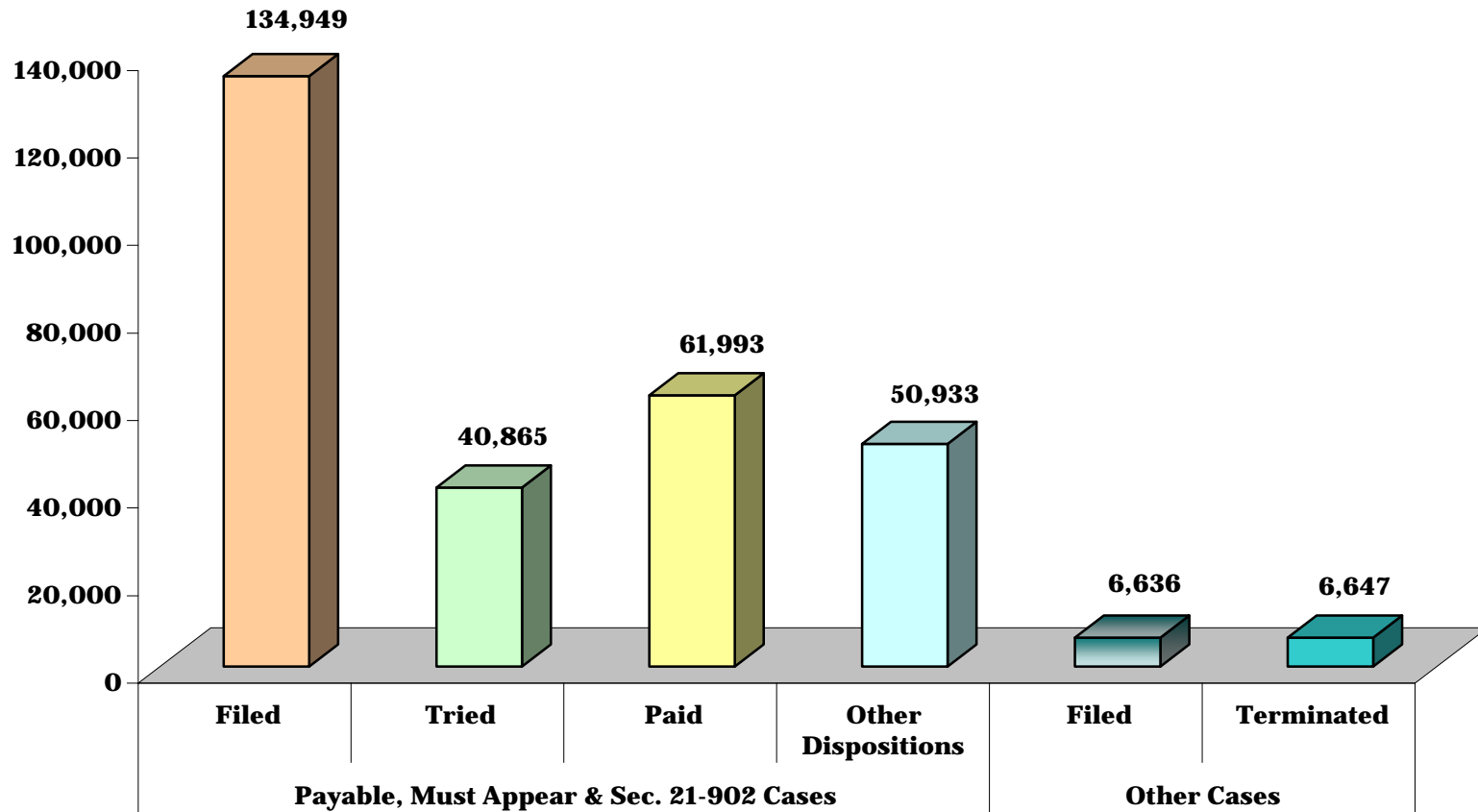


**CHART DC-4.1.5  
DISTRICT COURT**

**DISTRICT 5 - Prince George's County**

**MOTOR VEHICLE CASES FILED AND PROCESSED**

**Fiscal Year 2007**

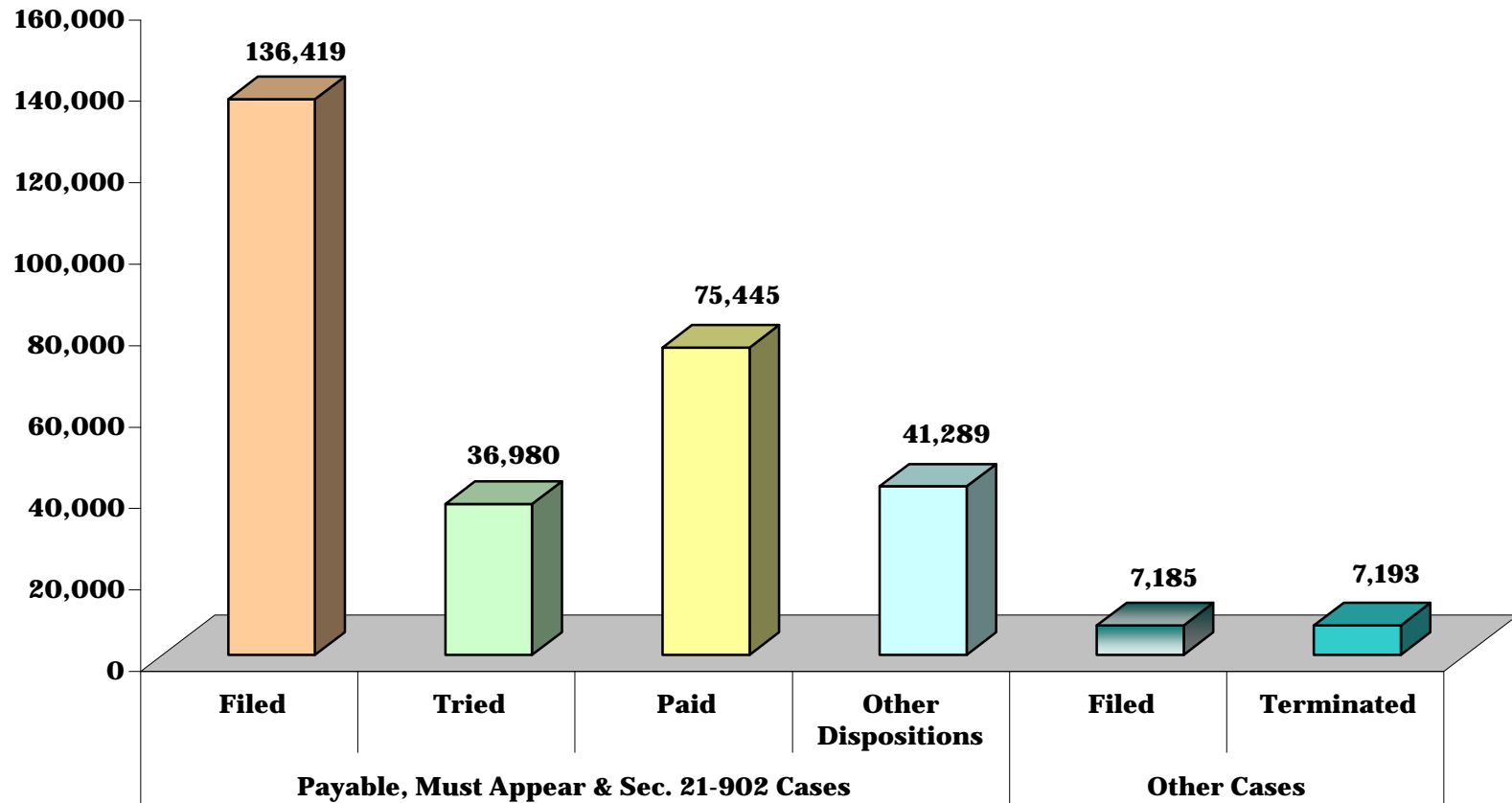


**CHART DC-4.1.6  
DISTRICT COURT**

**DISTRICT 6 - Montgomery County**

**MOTOR VEHICLE CASES FILED AND PROCESSED**

**Fiscal Year 2007**

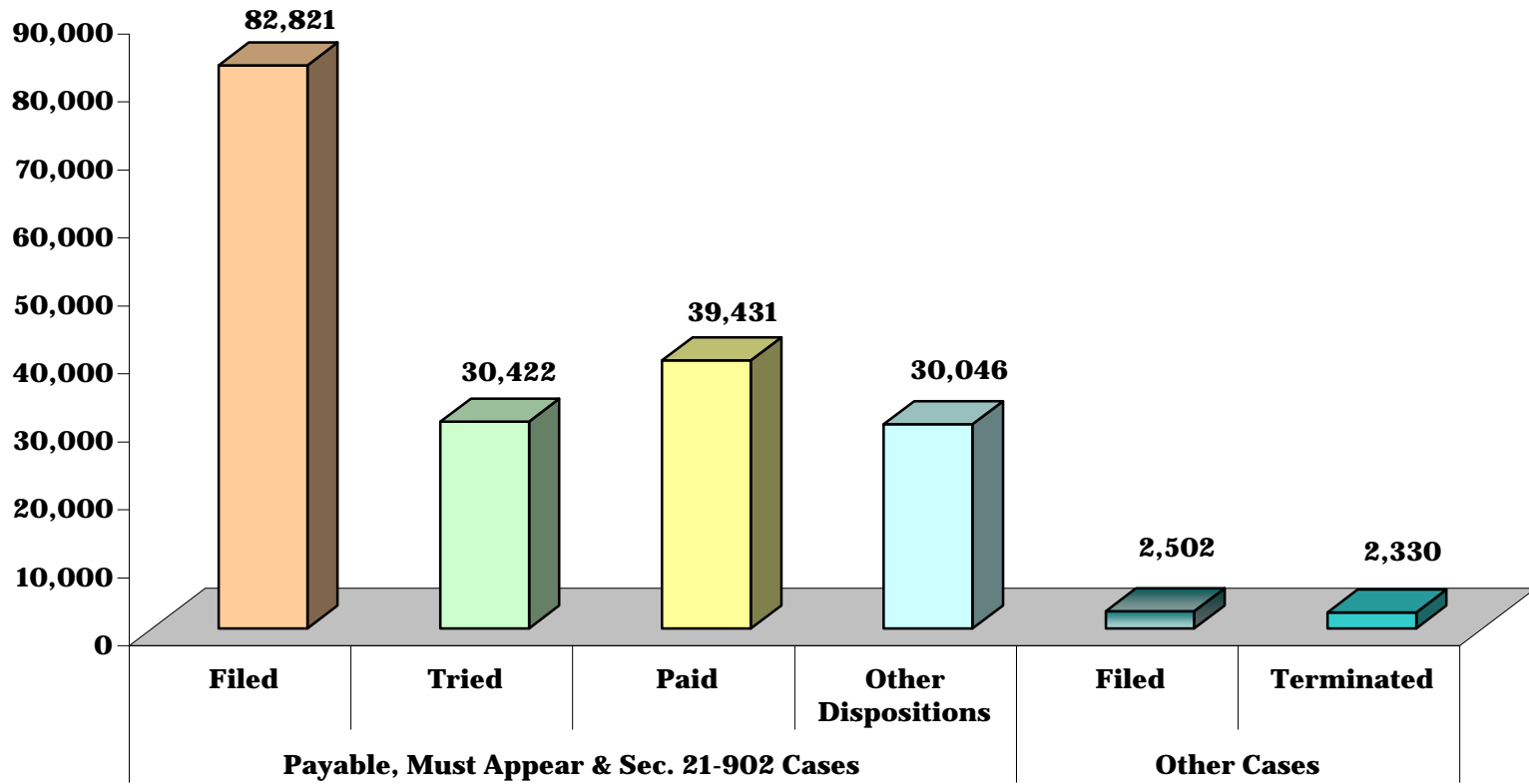


**CHART DC-4.1.7  
DISTRICT COURT**

**DISTRICT 7 - Anne Arundel County**

**MOTOR VEHICLE CASES FILED AND PROCESSED**

**Fiscal Year 2007**

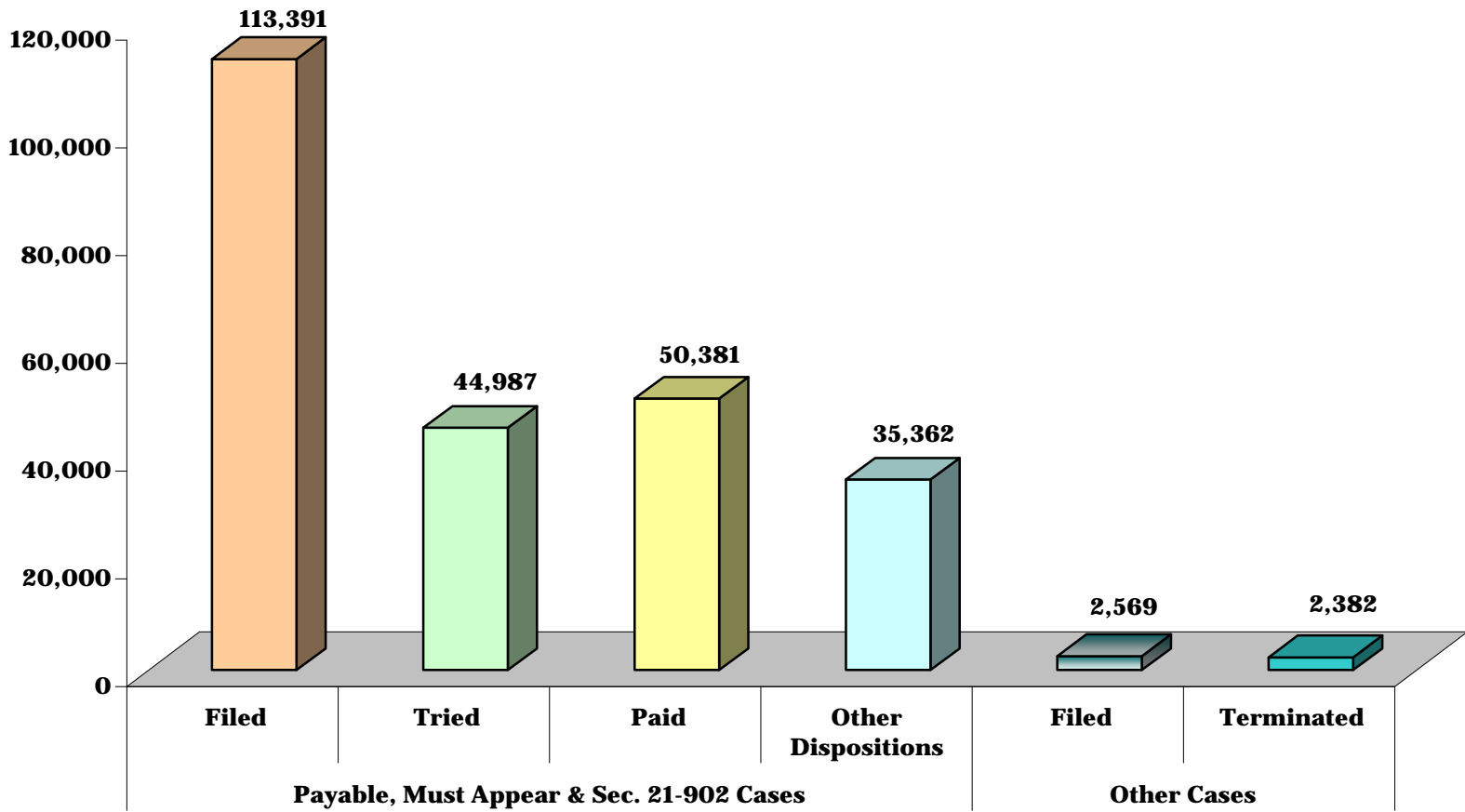


**CHART DC-4.1.8  
DISTRICT COURT**

**DISTRICT 8 - Baltimore County**

**MOTOR VEHICLE CASES FILED AND PROCESSED**

**Fiscal Year 2007**

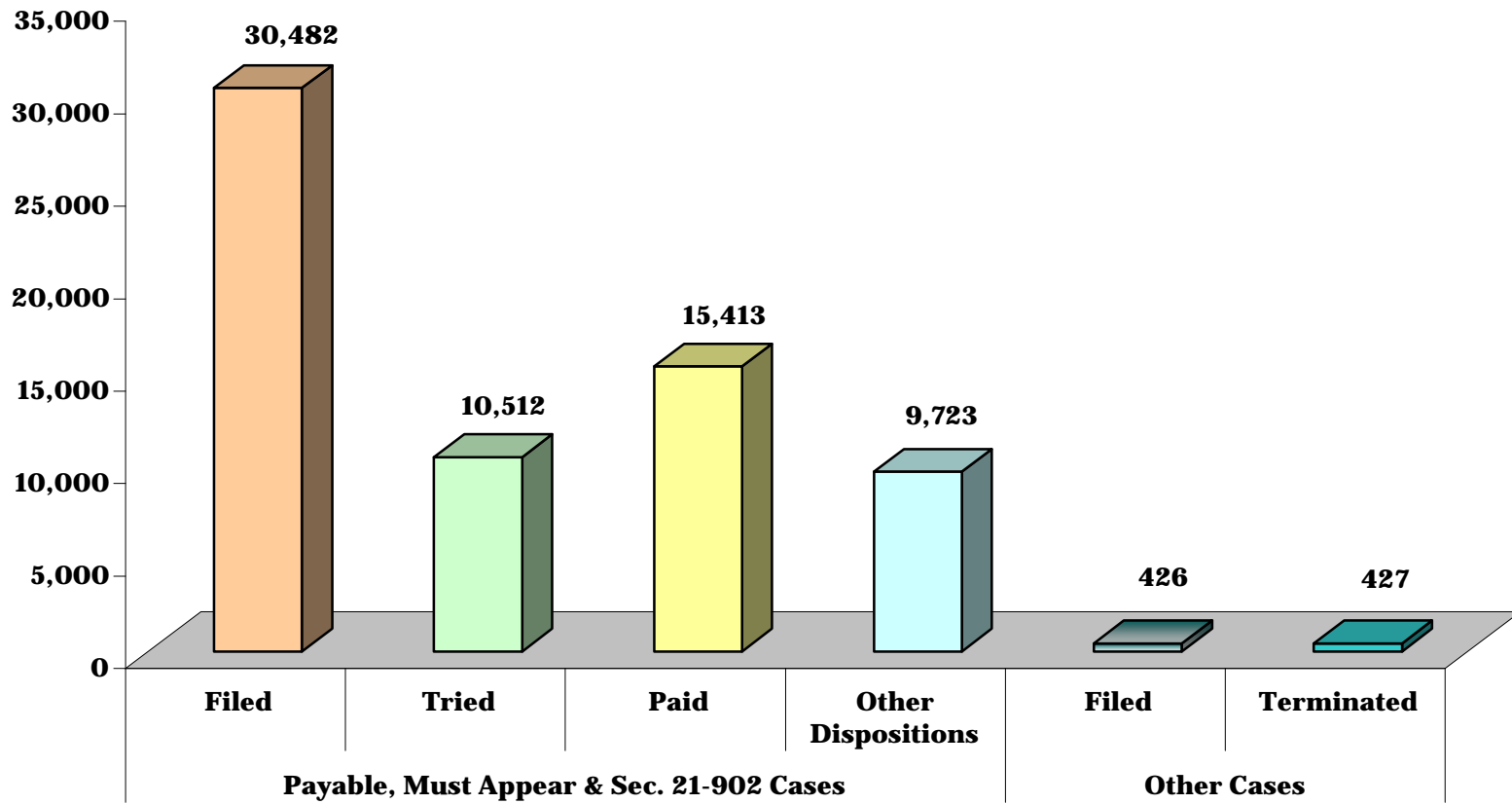


**CHART DC-4.1.9  
DISTRICT COURT**

**DISTRICT 9 - Harford County**

**MOTOR VEHICLE CASES FILED AND PROCESSED**

**Fiscal Year 2007**



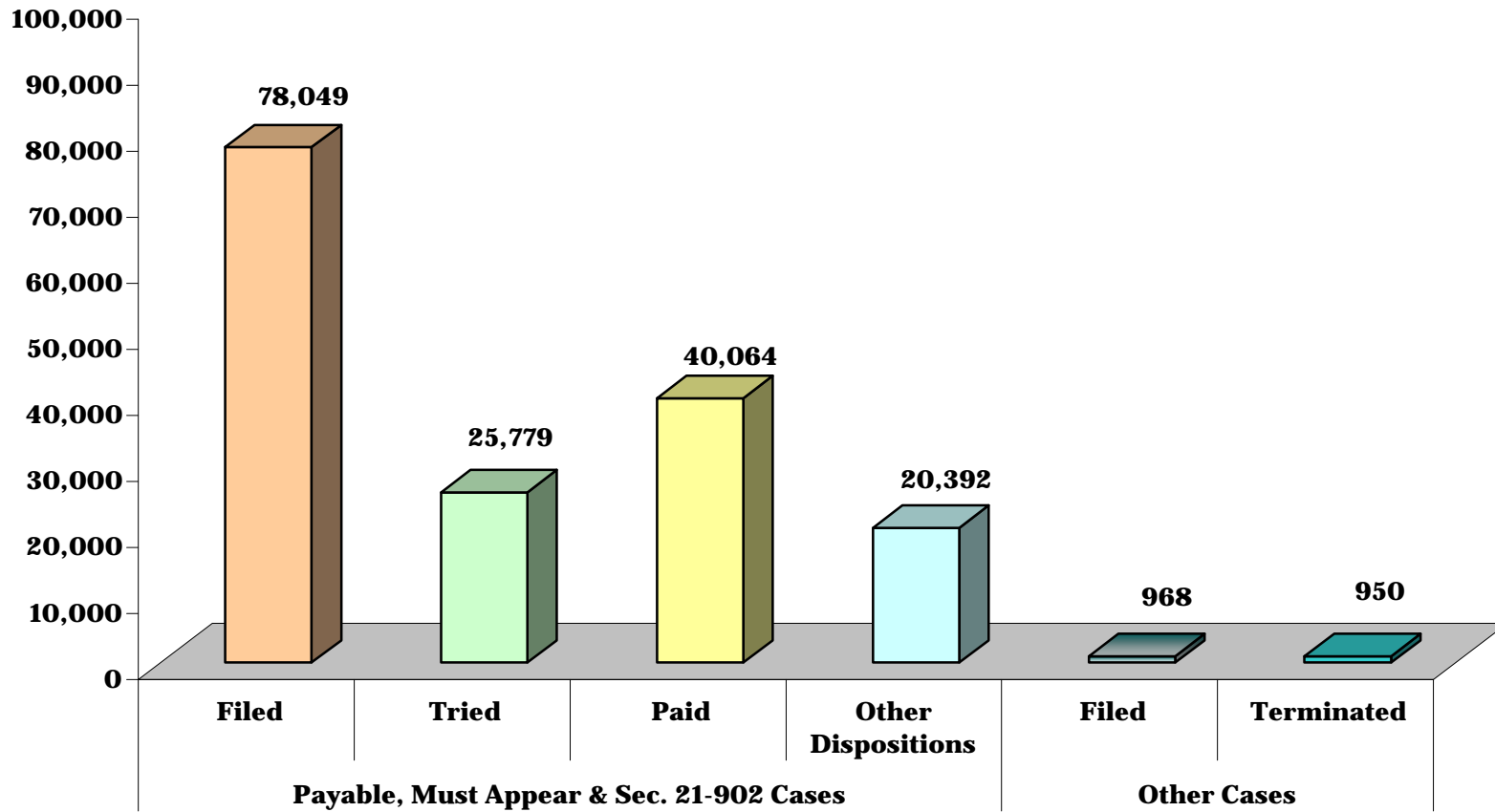


**CHART DC-4.1.10  
DISTRICT COURT**

**DISTRICT 10 - Carroll and Howard Counties**

**MOTOR VEHICLE CASES FILED AND PROCESSED**

**Fiscal Year 2007**

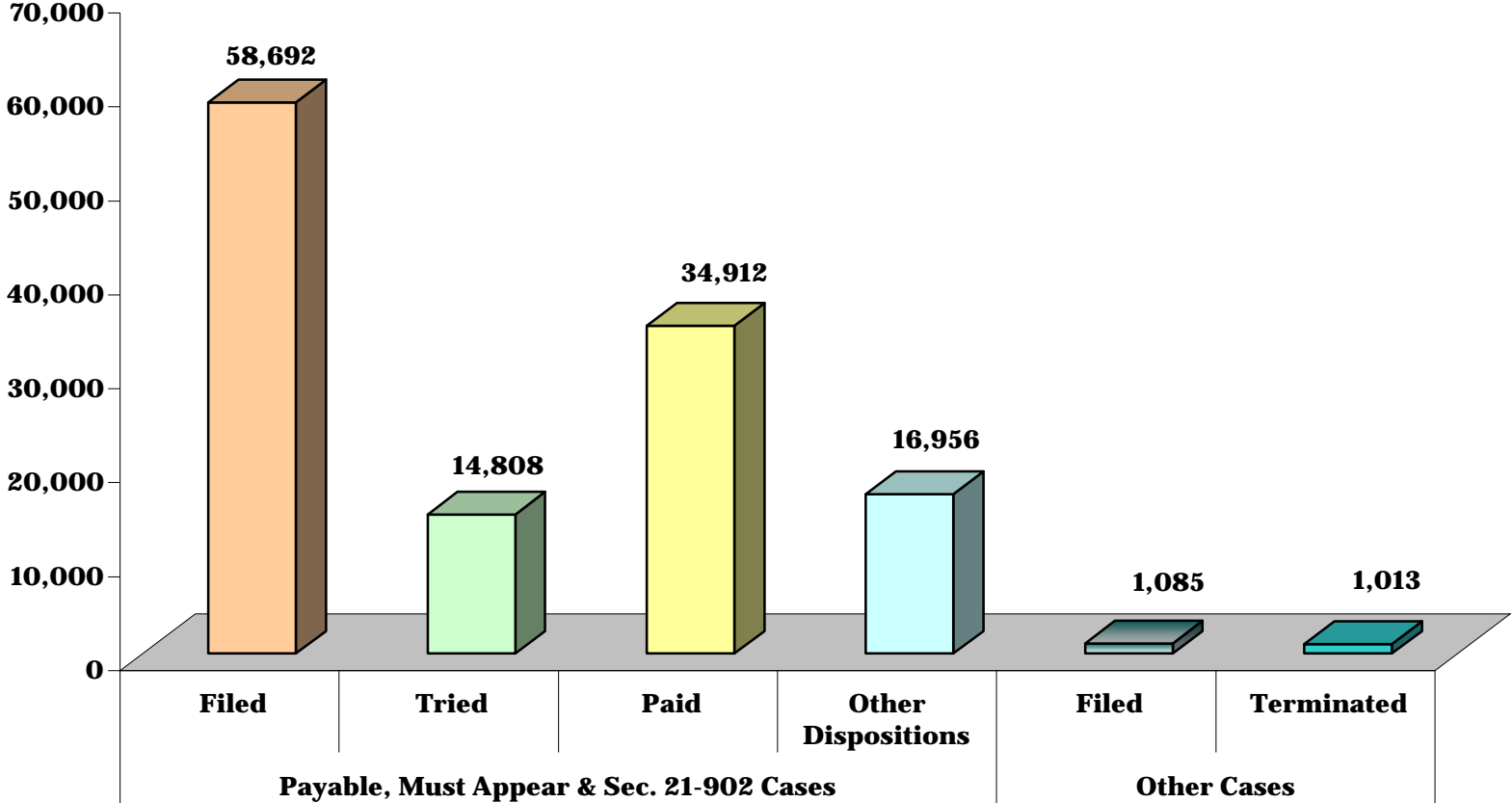


**CHART DC-4.1.11  
DISTRICT COURT**

**DISTRICT 11 - Frederick and Washington Counties**

**MOTOR VEHICLE CASES FILED AND PROCESSED**

**Fiscal Year 2007**

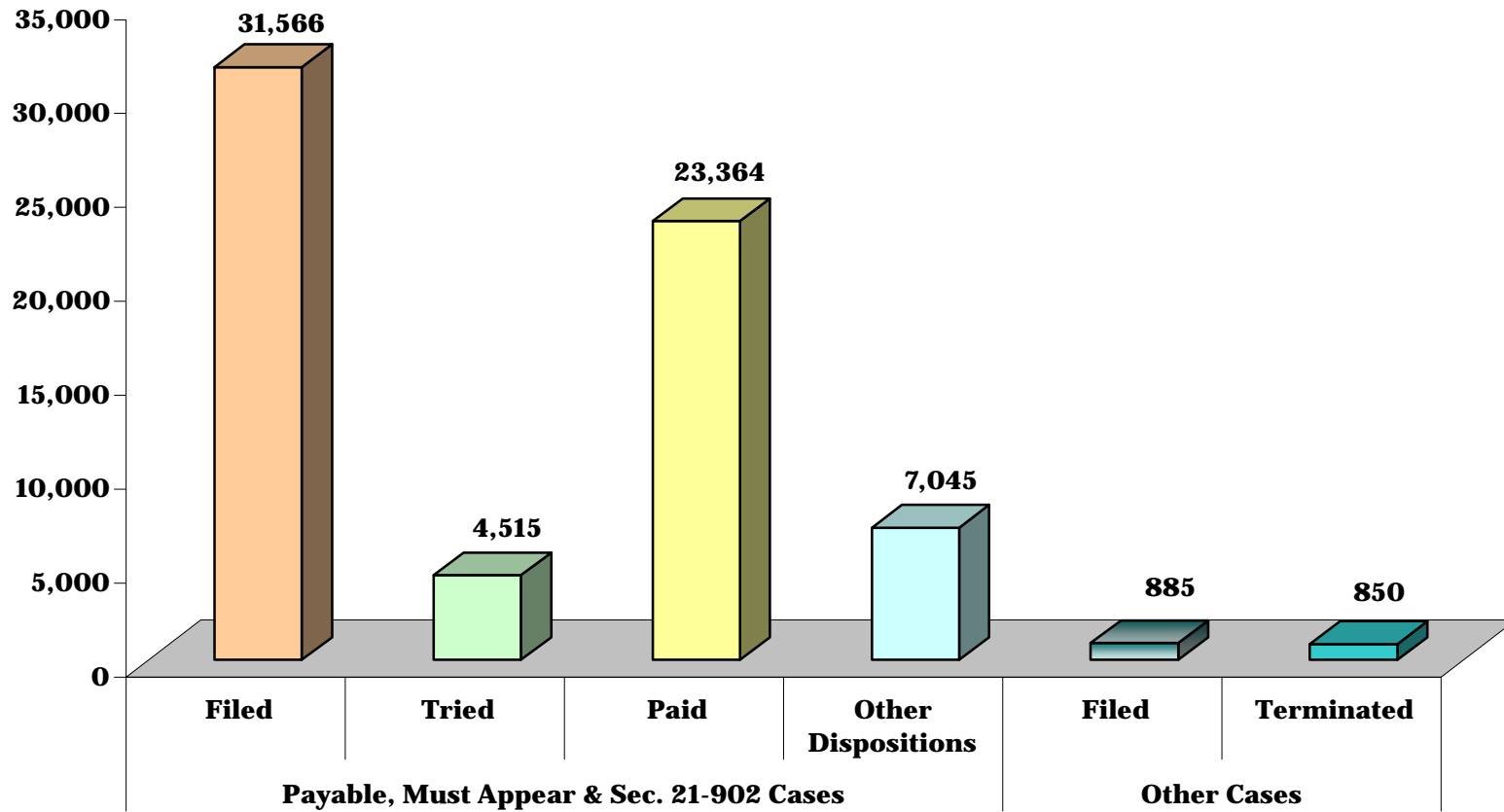


**CHART DC-4.1.12  
DISTRICT COURT**

**DISTRICT 12 - Allegany and Garrett Counties**

**MOTOR VEHICLE CASES FILED AND PROCESSED**

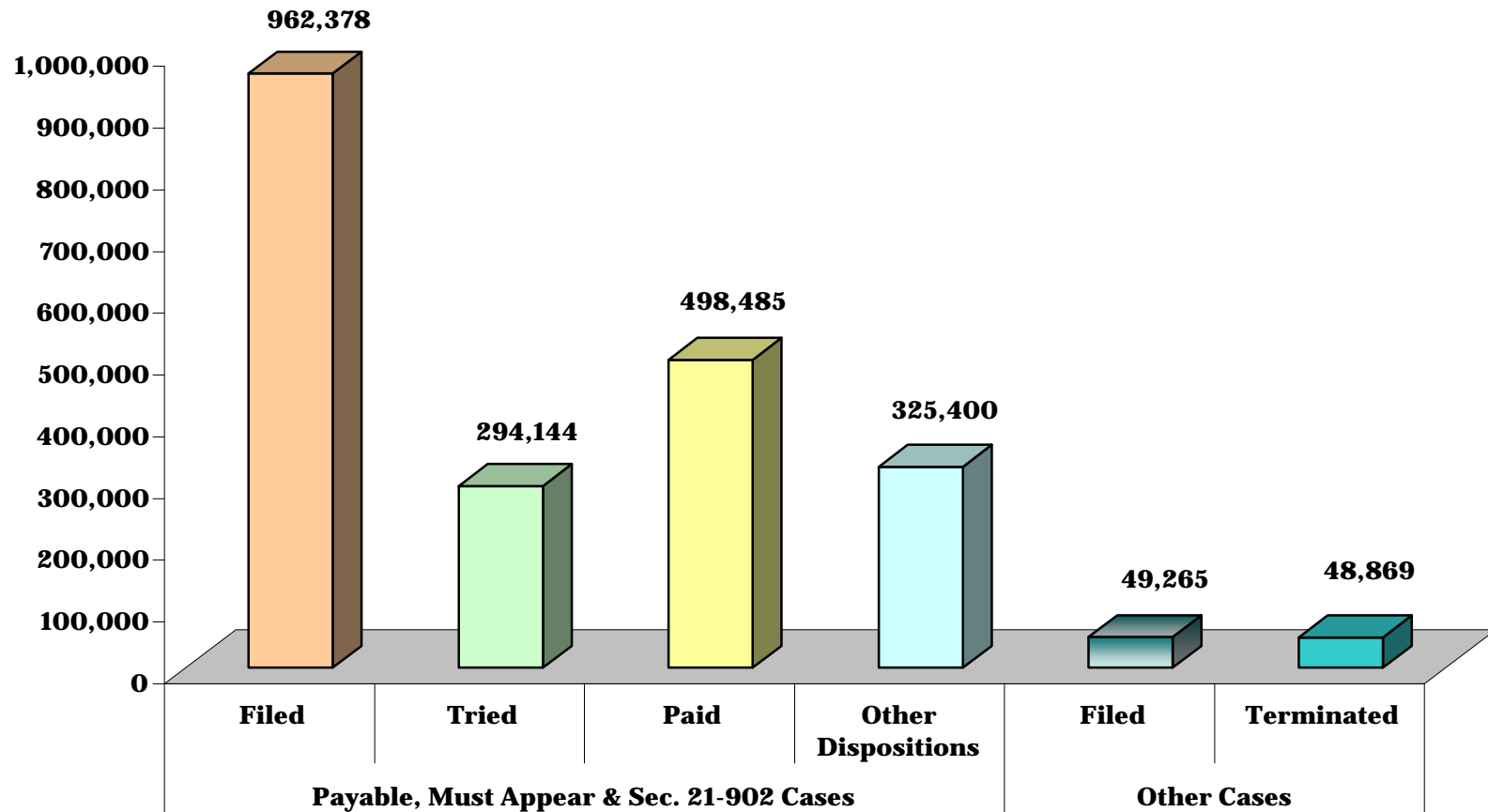
**Fiscal Year 2007**



**CHART DC-4.1.13  
DISTRICT COURT**

**STATE TOTAL:  
MOTOR VEHICLE CASES FILED AND PROCESSED**

**Fiscal Year 2007**



**TABLE DC-4.2  
DISTRICT COURT**

**CRIMINAL AND CIVIL CASES FILED AND PROCESSED**

**Fiscal Year 2007**

	<b>CRIMINAL</b>		<b>CIVIL</b>						
	<b>Total Cases Filed</b>	<b>Terminated</b>	<b>Landlord-Tenant Filed</b>	<b>Contested</b>	<b>Contract &amp; Tort Filed</b>	<b>Contested</b>	<b>Other Complaints Filed</b>	<b>Total Civil Cases Filed</b>	<b>Contested</b>
<b>District 1</b>	<b>69,465</b>	<b>80,714</b>	<b>142,718</b>	<b>7,038</b>	<b>36,623</b>	<b>8,368</b>	<b>7,957</b>	<b>187,298</b>	<b>15,406</b>
Baltimore City	69,465	80,714	142,718	7,038	36,623	8,368	7,957	187,298	15,406
<b>District 2</b>	<b>12,025</b>	<b>12,179</b>	<b>13,576</b>	<b>1,051</b>	<b>10,394</b>	<b>1,151</b>	<b>3,849</b>	<b>27,819</b>	<b>2,202</b>
Dorchester	1,797	1,899	1,909	229	2,090	171	579	4,578	400
Somerset	1,349	1,237	1,559	105	1,451	120	322	3,332	225
Wicomico	3,880	4,131	9,278	628	4,092	467	1,271	14,641	1,095
Worcester	4,999	4,912	830	89	2,761	393	1,677	5,268	482
<b>District 3</b>	<b>8,607</b>	<b>8,937</b>	<b>6,502</b>	<b>612</b>	<b>7,447</b>	<b>1,098</b>	<b>1,819</b>	<b>15,768</b>	<b>1,710</b>
Caroline	1,219	1,266	771	104	1,070	160	484	2,325	264
Cecil	3,844	3,594	4,185	250	2,308	373	245	6,738	623
Kent	660	758	406	65	1,107	101	350	1,863	166
Queen Anne's	1,479	1,676	432	72	1,026	200	454	1,912	272
Talbot	1,405	1,643	708	121	1,936	264	286	2,930	385

	<b>CRIMINAL</b>		<b>CIVIL</b>						
	<b>Total Cases Filed</b>	<b>Terminated</b>	<b>Landlord-Tenant Filed</b>	<b>Contested</b>	<b>Contract &amp; Tort Filed</b>	<b>Contested</b>	<b>Other Complaints Filed</b>	<b>Total Civil Cases Filed</b>	<b>Contested</b>
<b>District 4</b>	<b>11,122</b>	<b>12,050</b>	<b>9,808</b>	<b>997</b>	<b>8,330</b>	<b>1,569</b>	<b>1,933</b>	<b>20,071</b>	<b>2,566</b>
Calvert	2,720	3,142	1,618	173	2,085	358	402	4,105	531
Charles	5,042	5,432	4,344	481	4,230	869	849	9,423	1,350
St. Mary's	3,360	3,476	3,846	343	2,015	342	682	6,543	685
<b>District 5</b>	<b>21,781</b>	<b>25,019</b>	<b>125,404</b>	<b>4,455</b>	<b>37,124</b>	<b>8,172</b>	<b>7,035</b>	<b>169,563</b>	<b>12,627</b>
Prince George's	21,781	25,019	125,404	4,455	37,124	8,172	7,035	169,563	12,627
<b>District 6</b>	<b>16,548</b>	<b>19,260</b>	<b>44,428</b>	<b>1,732</b>	<b>21,620</b>	<b>5,573</b>	<b>10,082</b>	<b>76,130</b>	<b>7,305</b>
Montgomery	16,548	19,260	44,428	1,732	21,620	5,573	10,082	76,130	7,305

**CRIMINAL AND CIVIL CASES FILED AND PROCESSED, page 2**

	CRIMINAL		CIVIL						
	Total Cases Filed	Terminated	Landlord-Tenant Filed	Contested	Contract & Tort Filed	Contested	Other Complaints Filed	Total Civil Cases Filed	Contested
<b>District 7</b>	<b>12,911</b>	<b>14,127</b>	<b>31,552</b>	<b>500</b>	<b>14,519</b>	<b>3,658</b>	<b>4,025</b>	<b>50,096</b>	<b>4,158</b>
Anne Arundel	12,911	14,127	31,552	500	14,519	3,658	4,025	50,096	4,158
<b>District 8</b>	<b>18,659</b>	<b>21,264</b>	<b>134,211</b>	<b>1,959</b>	<b>37,501</b>	<b>9,094</b>	<b>6,825</b>	<b>178,537</b>	<b>11,053</b>
Baltimore	18,659	21,264	134,211	1,959	37,501	9,094	6,825	178,537	11,053
<b>District 9</b>	<b>5,497</b>	<b>6,541</b>	<b>11,160</b>	<b>418</b>	<b>5,525</b>	<b>1,239</b>	<b>1,679</b>	<b>18,364</b>	<b>1,657</b>
Harford	5,497	6,541	11,160	418	5,525	1,239	1,679	18,364	1,657

	CRIMINAL		CIVIL						
	Total Cases Filed	Terminated	Landlord-Tenant Filed	Contested	Contract & Tort Filed	Contested	Other Complaints Filed	Total Civil Cases Filed	Contested
<b>District 10</b>	<b>7,163</b>	<b>8,153</b>	<b>16,742</b>	<b>729</b>	<b>8,328</b>	<b>1,836</b>	<b>2,395</b>	<b>27,465</b>	<b>2,565</b>
Carroll	3,037	3,381	2,519	189	2,806	523	1,002	6,327	712
Howard	4,126	4,772	14,223	540	5,522	1,313	1,393	21,138	1,853
<b>District 11</b>	<b>8,789</b>	<b>9,072</b>	<b>14,445</b>	<b>832</b>	<b>9,520</b>	<b>1,460</b>	<b>2,255</b>	<b>26,220</b>	<b>2,292</b>
Frederick	4,058	4,283	6,584	294	4,430	864	1,053	12,067	1,158
Washington	4,731	4,789	7,861	538	5,090	596	1,202	14,153	1,134
<b>District 12</b>	<b>4,735</b>	<b>5,532</b>	<b>1,229</b>	<b>326</b>	<b>2,601</b>	<b>389</b>	<b>1,171</b>	<b>5,001</b>	<b>715</b>
Allegany	3,471	3,997	1,117	284	1,983	274	1,030	4,130	558
Garrett	1,264	1,535	112	42	618	115	141	871	157

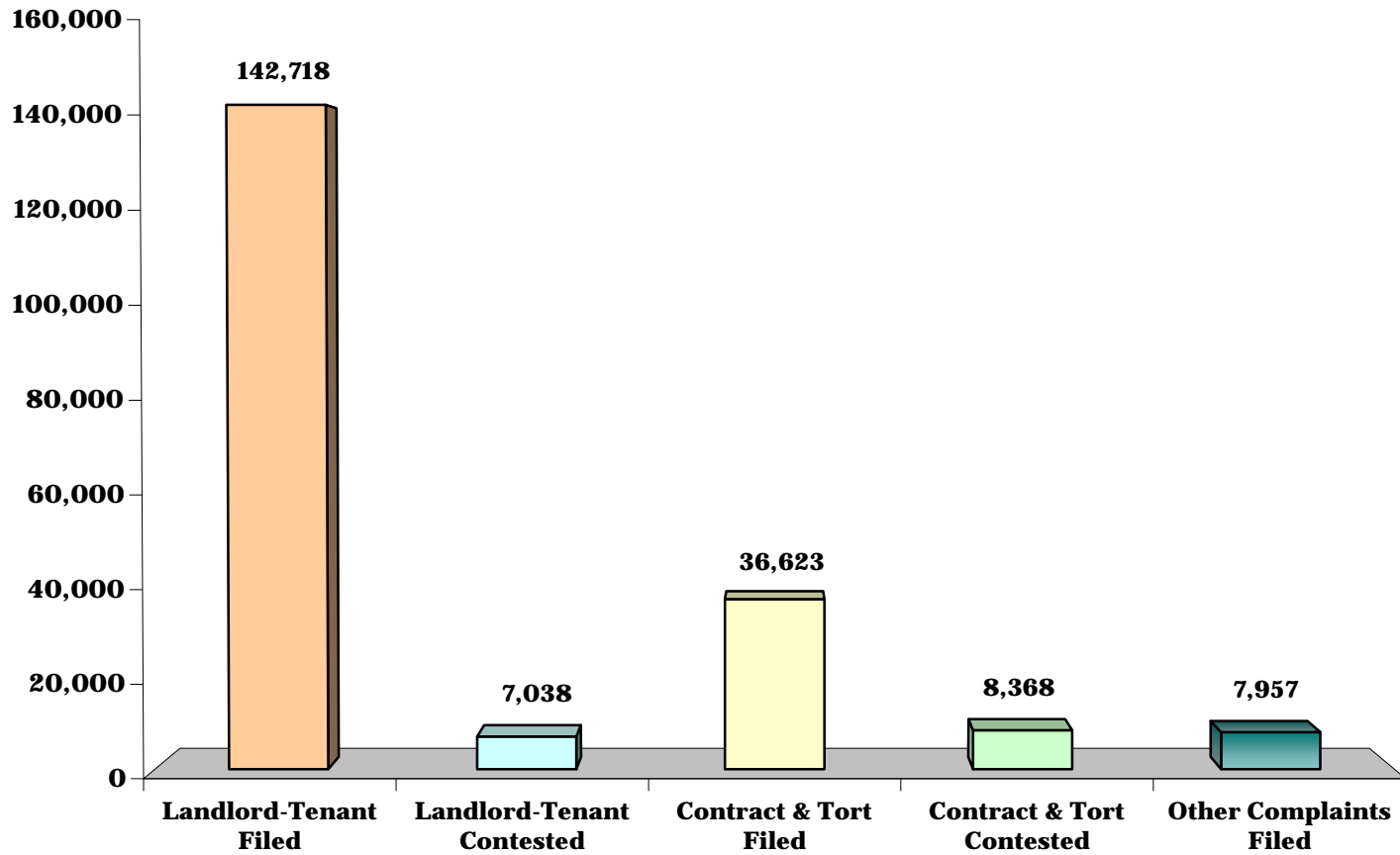
	CRIMINAL		CIVIL						
	Total Cases Filed	Terminated	Landlord-Tenant Filed	Contested	Contract & Tort Filed	Contested	Other Complaints Filed	Total Civil Cases Filed	Contested
<b>State Totals</b>	<b>197,302</b>	<b>222,848</b>	<b>551,775</b>	<b>20,649</b>	<b>199,532</b>	<b>43,607</b>	<b>51,025</b>	<b>802,332</b>	<b>64,256</b>

**CHART DC-4.2.1  
DISTRICT COURT**

**DISTRICT 1 - Baltimore City**

**CIVIL CASES FILED AND PROCESSED BY CASE TYPE**

**Fiscal Year 2007**

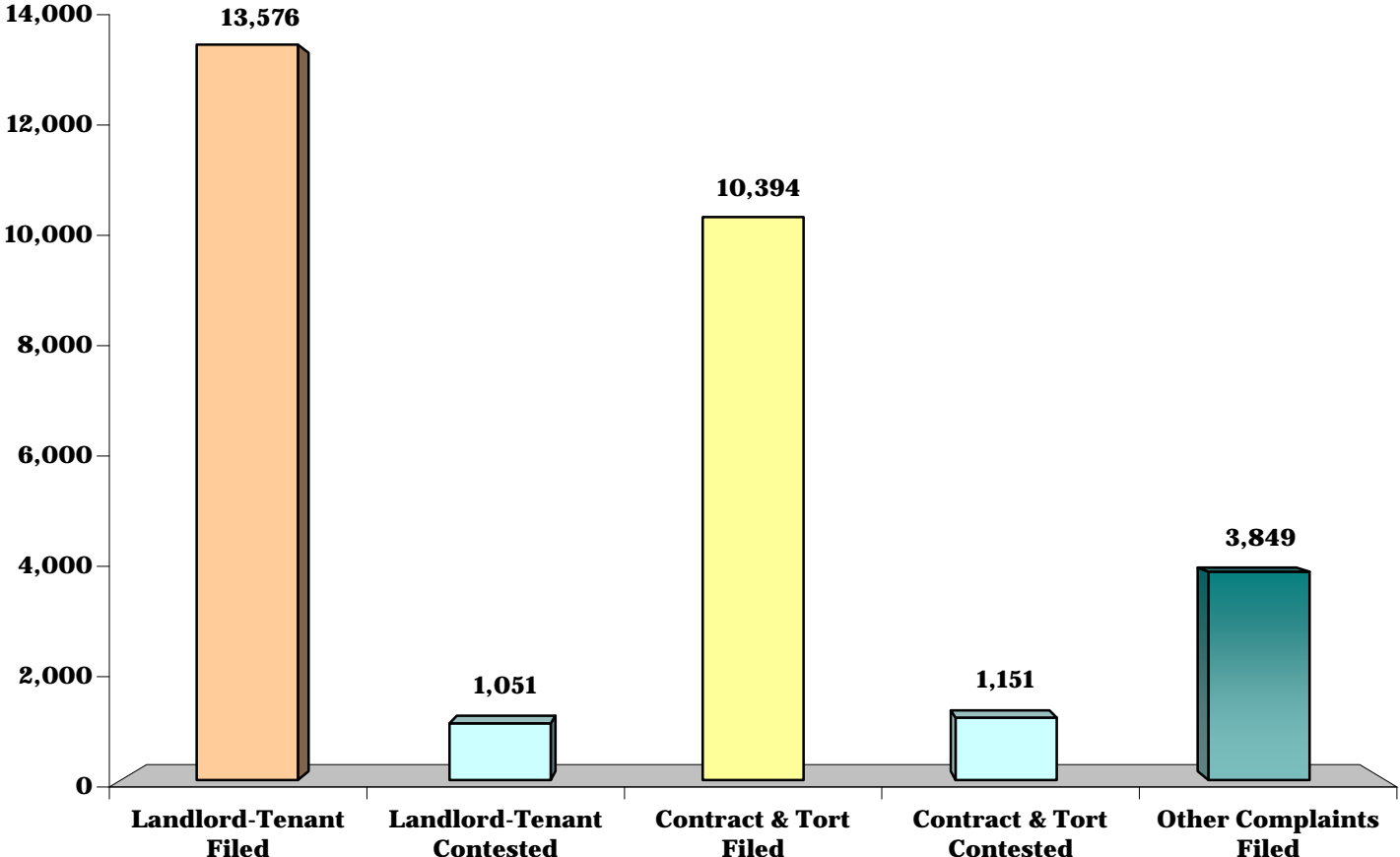


**CHART DC-4.2.2  
DISTRICT COURT**

**DISTRICT 2 - Dorchester, Somerset, Wicomico and Worcester Counties**

**CIVIL CASES FILED AND PROCESSED BY CASE TYPE**

**Fiscal Year 2007**



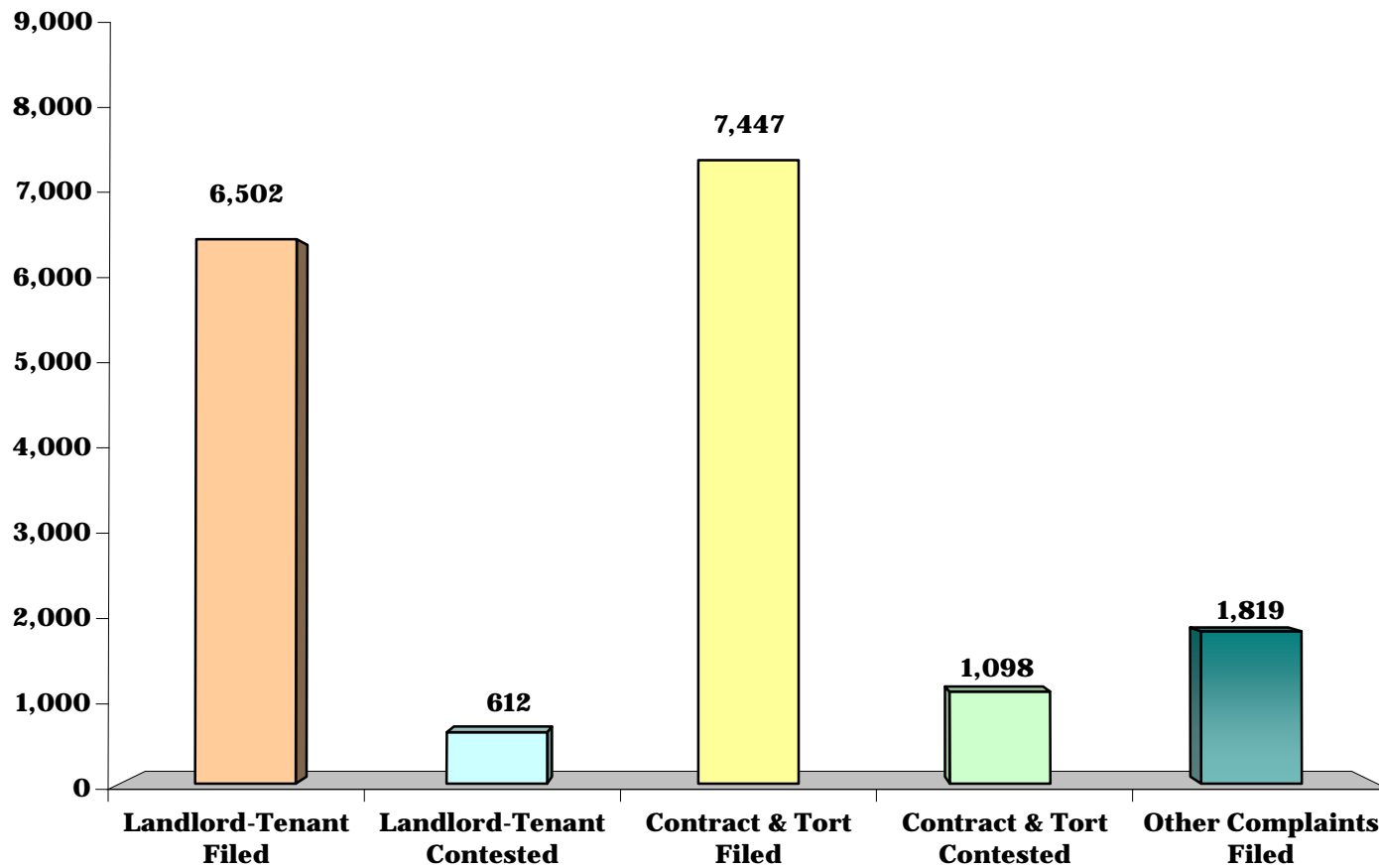


**CHART DC-4.2.3  
DISTRICT COURT**

**DISTRICT 3 - Caroline, Cecil, Kent, Queen Anne's and Talbot Counties**

**CIVIL CASES FILED AND PROCESSED BY CASE TYPE**

**Fiscal Year 2007**

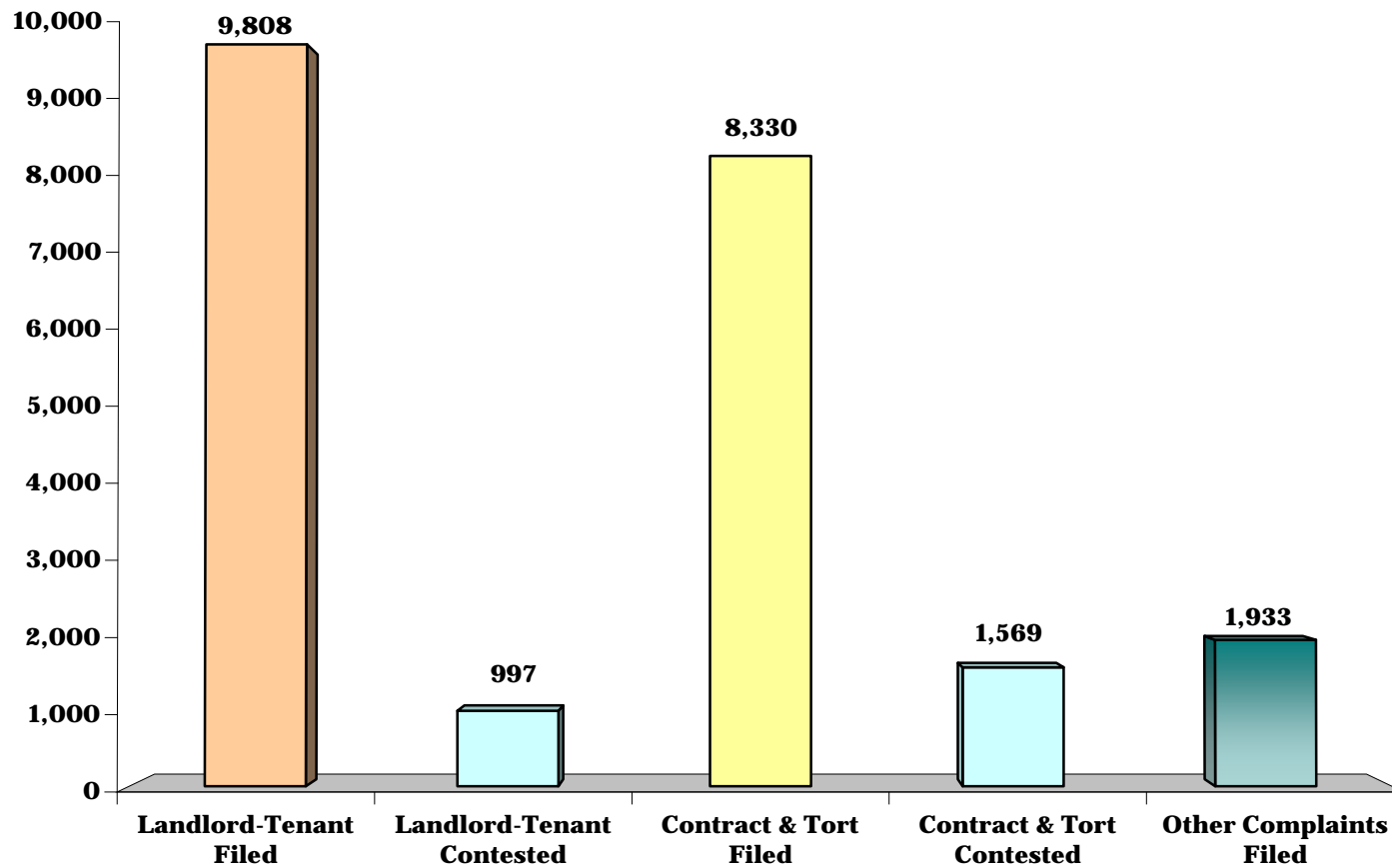


**CHART DC-4.2.4  
DISTRICT COURT**

**DISTRICT 4 - Calvert, Charles and St. Mary's Counties**

**CIVIL CASES FILED AND PROCESSED BY CASE TYPE**

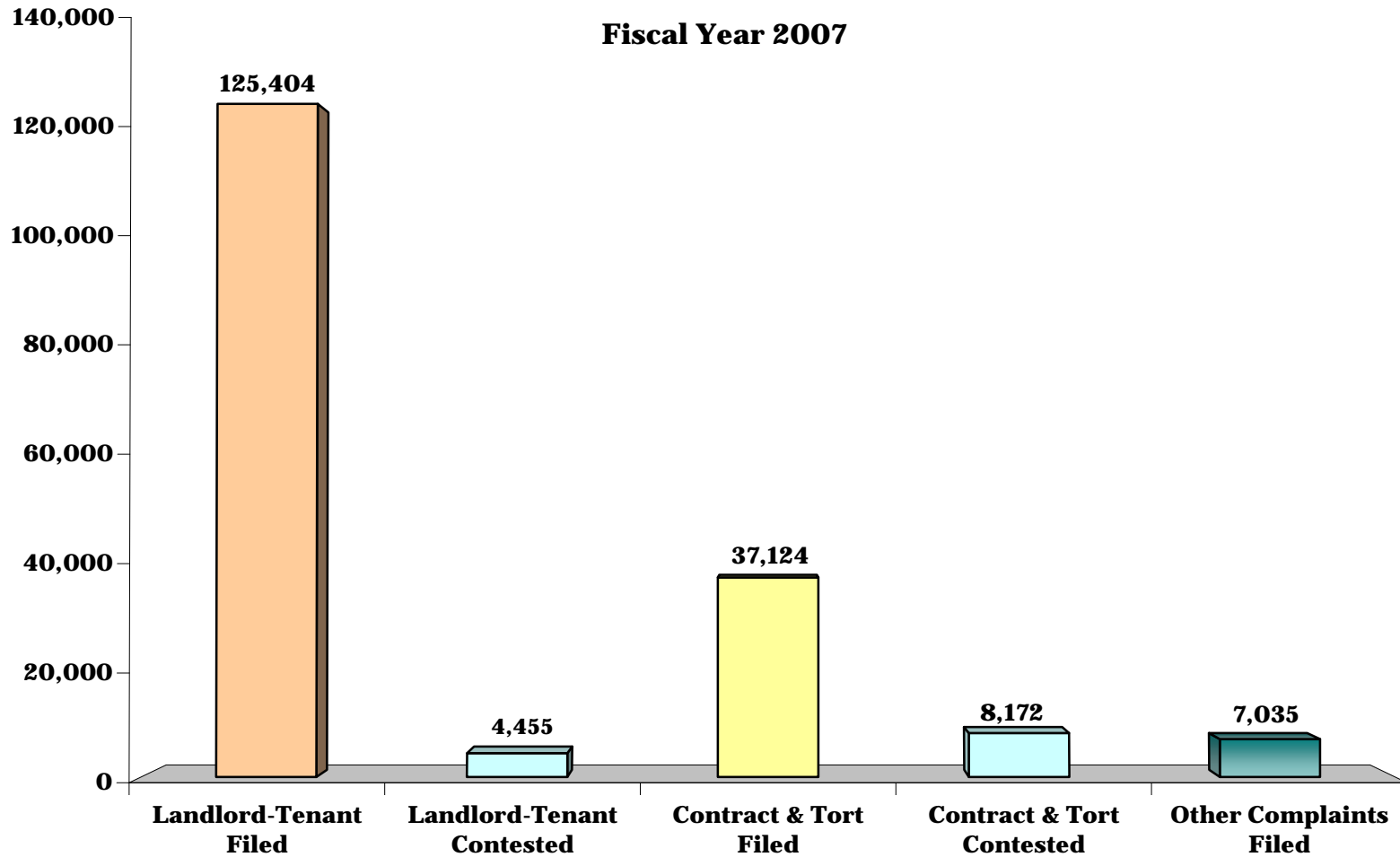
**Fiscal Year 2007**



**CHART DC-4.2.5  
DISTRICT COURT**

**DISTRICT 5 - Prince George's County**

**CIVIL CASES FILED AND PROCESSED BY CASE TYPE**

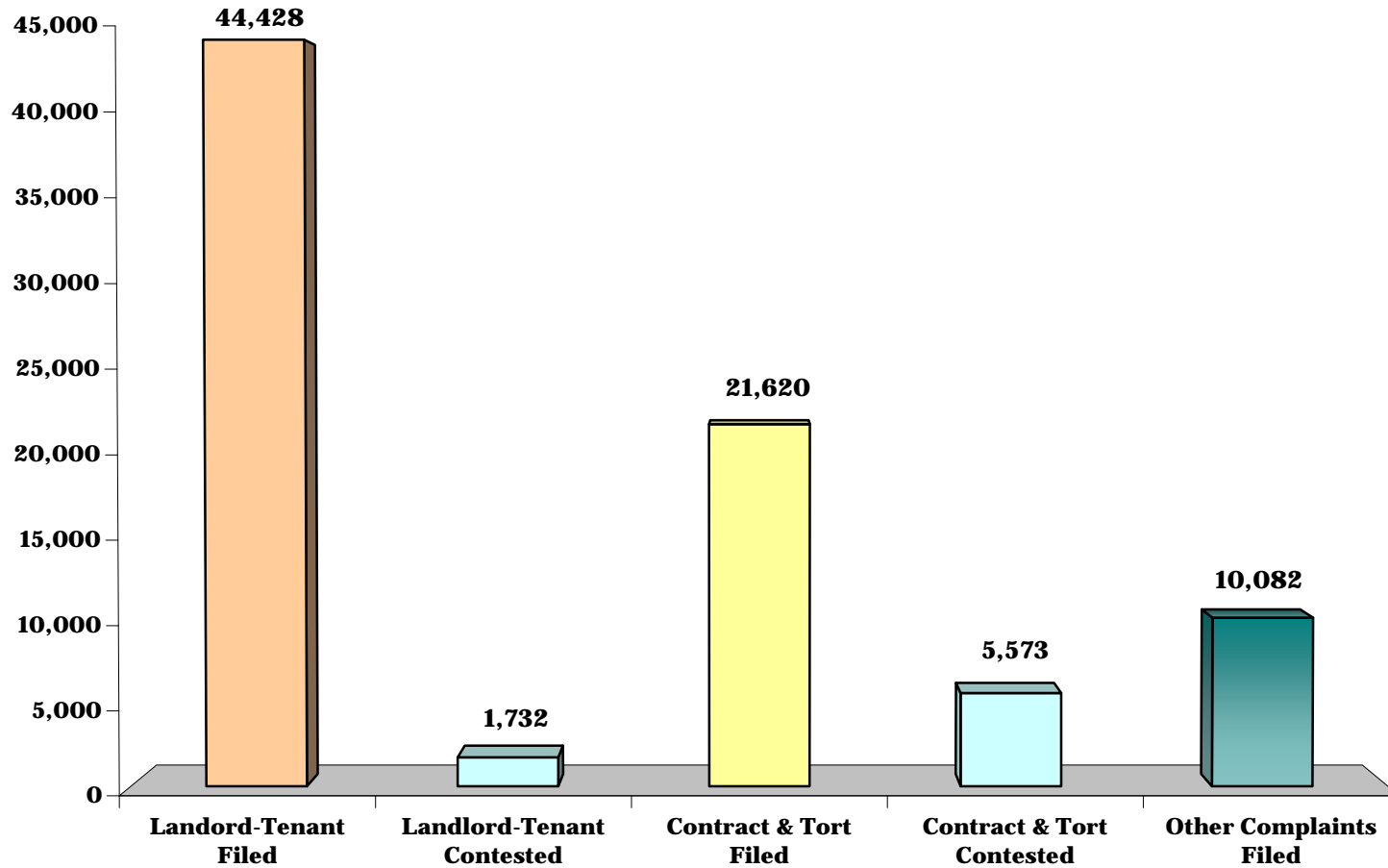


**CHART DC-4.2.6  
DISTRICT COURT**

**DISTRICT 6 - Montgomery County**

**CIVIL CASES FILED AND PROCESSED BY CASE TYPE**

**Fiscal Year 2007**

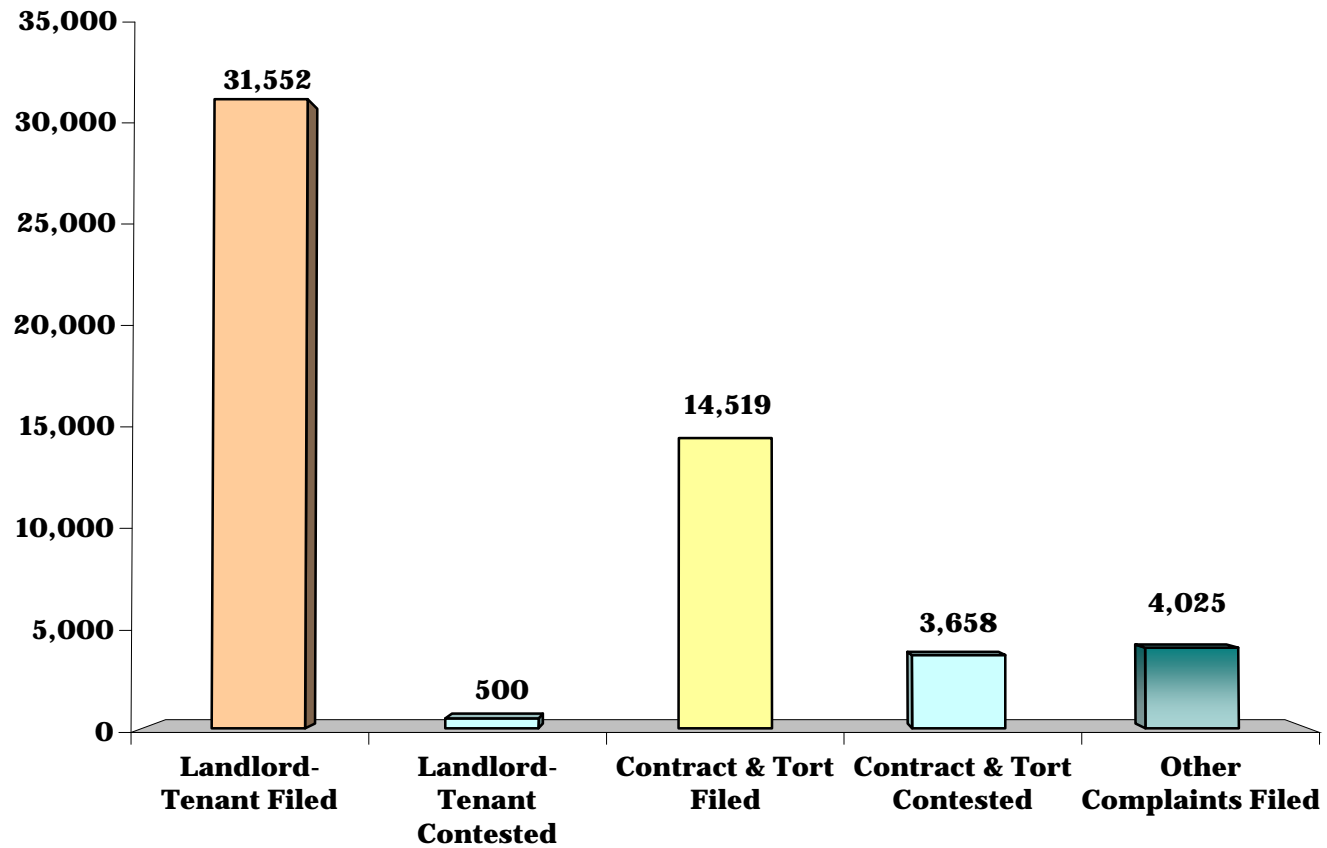


**CHART DC-4.2.7  
DISTRICT COURT**

**DISTRICT 7 - Anne Arundel County**

**CIVIL CASES FILED AND PROCESSED BY CASE TYPE**

**Fiscal Year 2007**

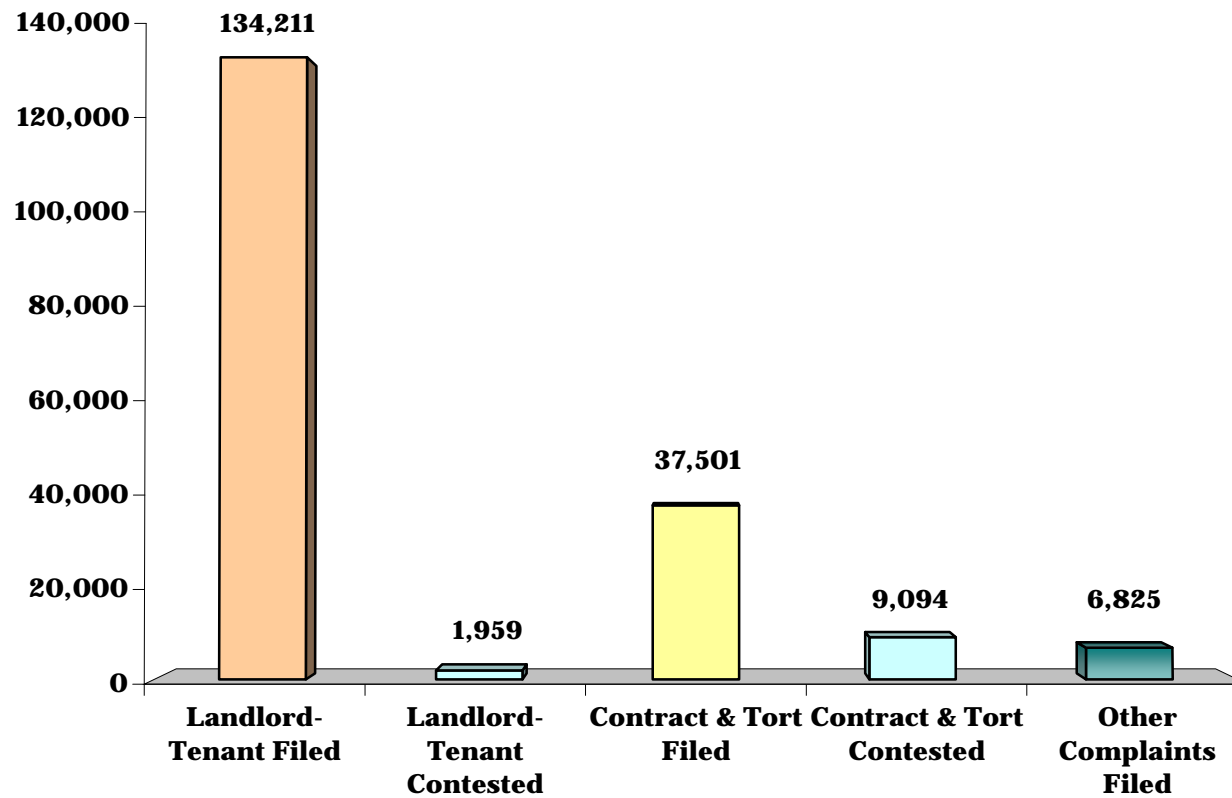


**CHART DC-4.2.8  
DISTRICT COURT**

**DISTRICT 8 - Baltimore County**

**CIVIL CASES FILED AND PROCESSED BY CASE TYPE**

**Fiscal Year 2007**

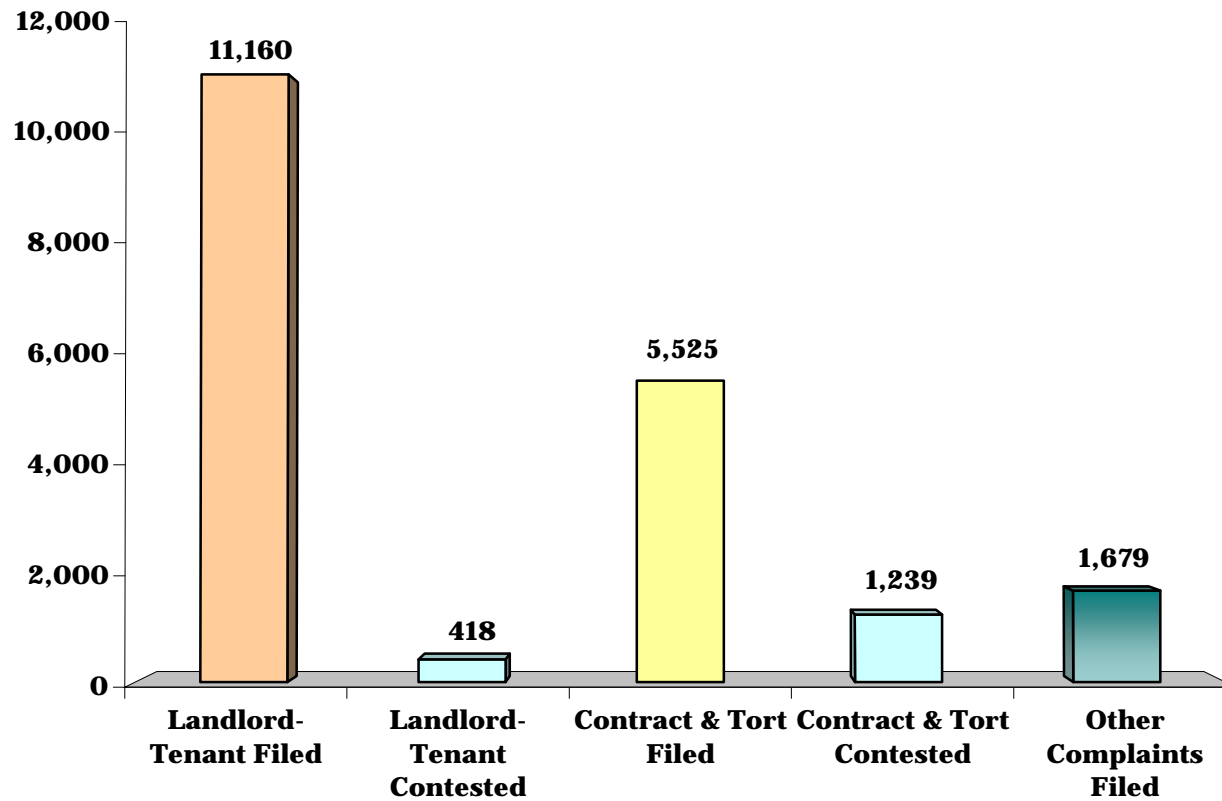


**CHART DC-4.2.9  
DISTRICT COURT**

**DISTRICT 9 - Harford County**

**CIVIL CASES FILED AND PROCESSED BY CASE TYPE**

**Fiscal Year 2007**

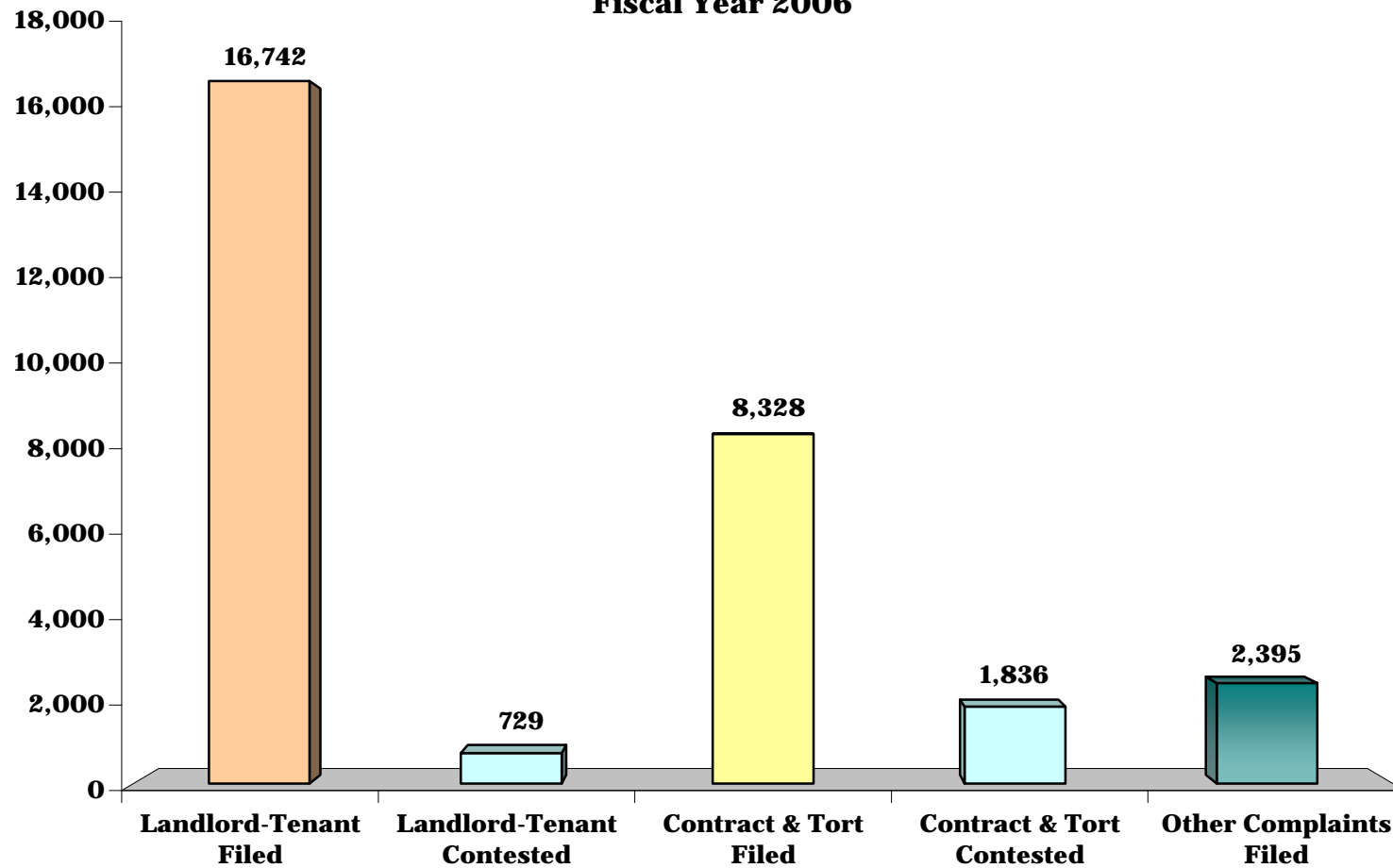


**CHART DC-4.2.10  
DISTRICT COURT**

**DISTRICT 10 - Carroll and Howard Counties**

**CIVIL CASES FILED AND PROCESSED BY CASE TYPE**

**Fiscal Year 2006**

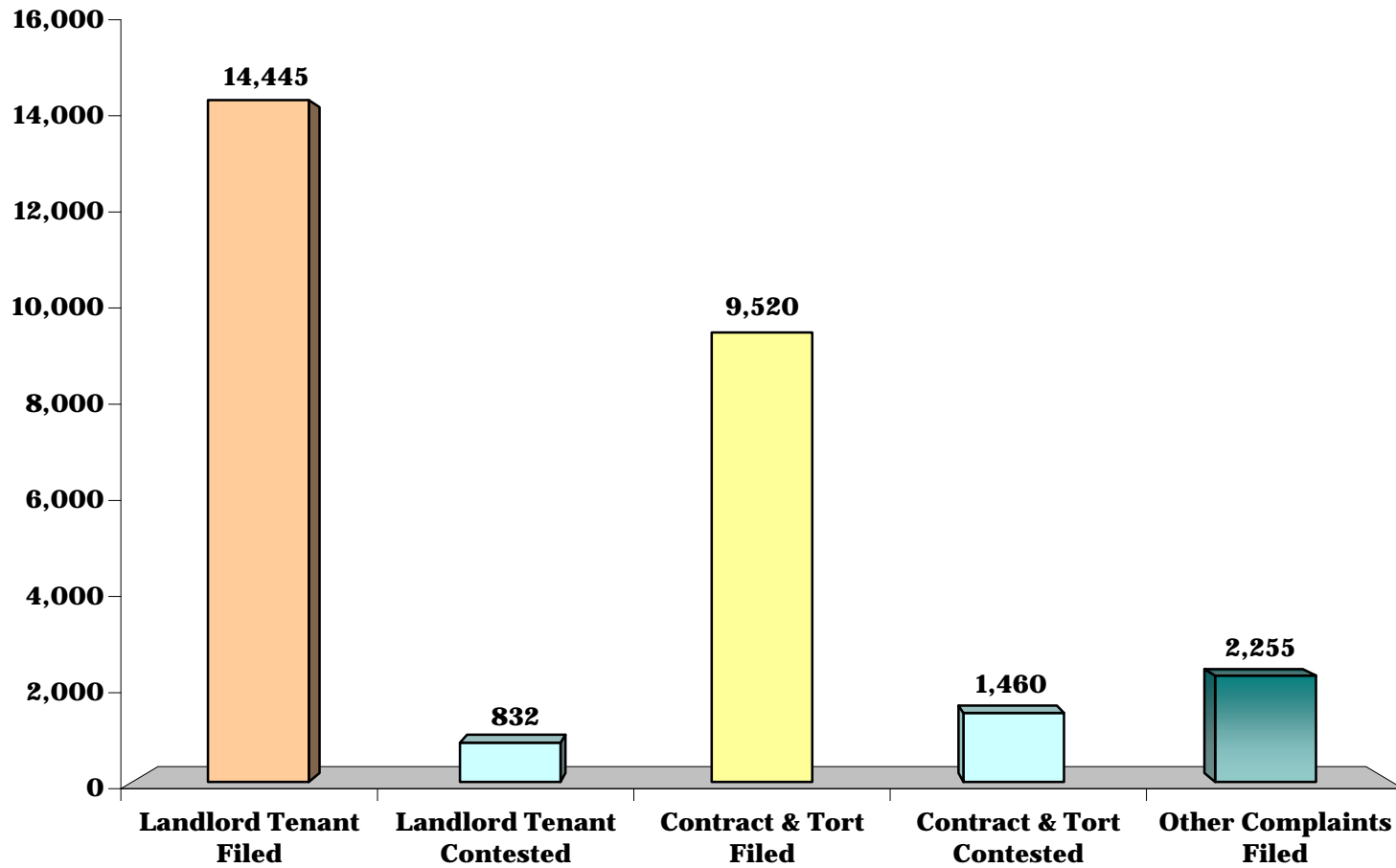




**CHART DC-4.2.11  
DISTRICT COURT**

**DISTRICT 11 - Frederick and Washington Counties  
CIVIL CASES FILED AND PROCESSED BY CASE TYPE**

**Fiscal Year 2007**

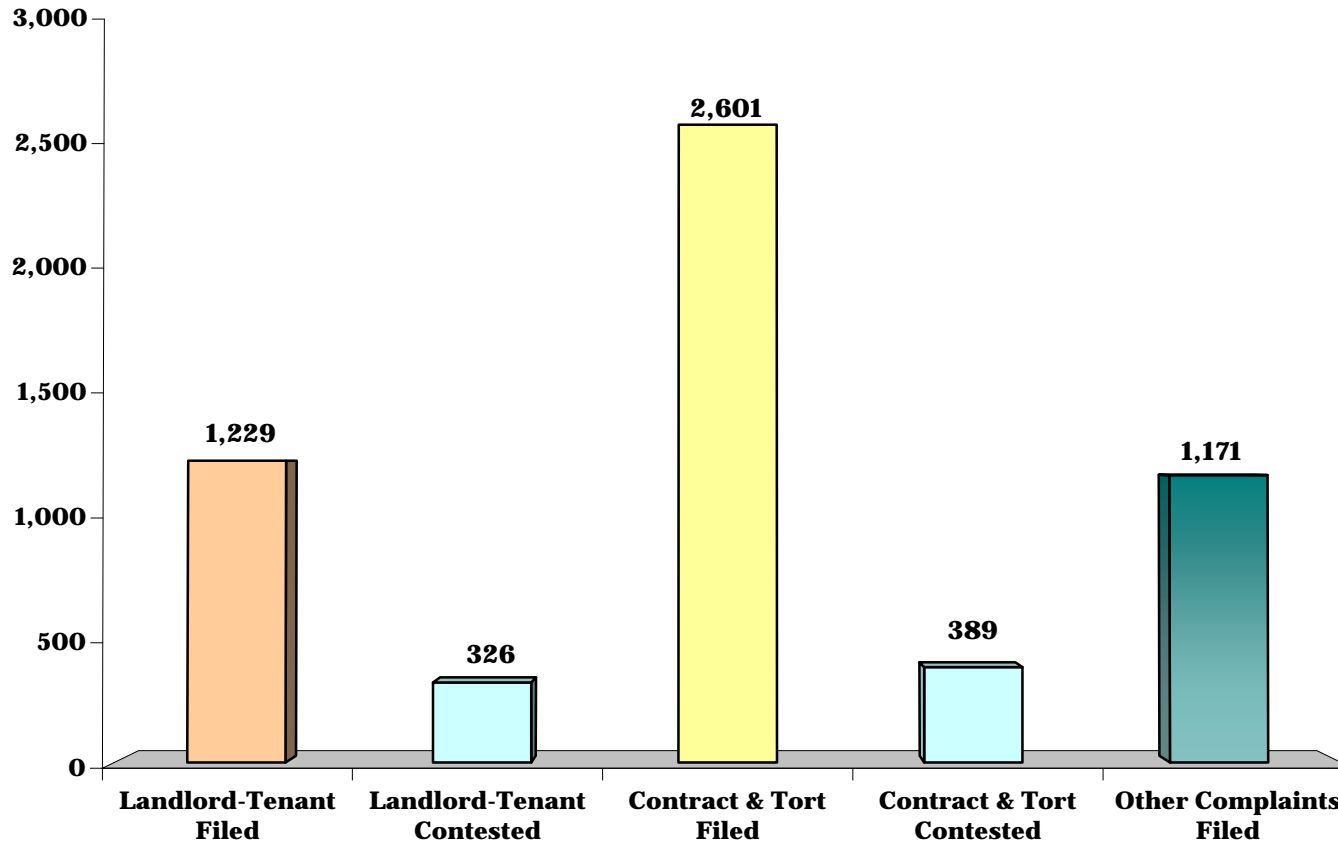


**CHART DC-4.2.12  
DISTRICT COURT**

**DISTRICT 12 - Allegany and Garrett Counties**

**CIVIL CASES FILED AND PROCESSED BY CASE TYPE**

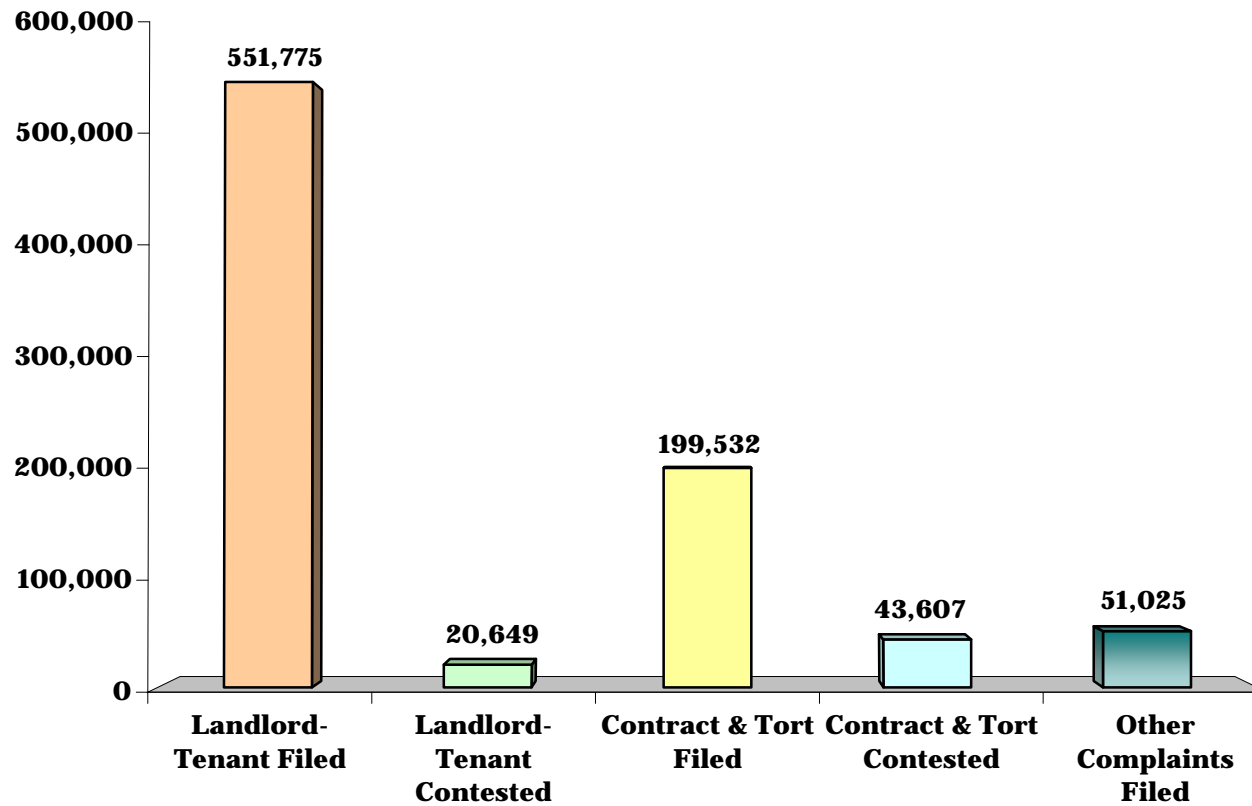
**Fiscal Year 2007**



**CHART DC-4.2.13  
DISTRICT COURT**

**STATE TOTALS:  
CIVIL CASES FILED AND PROCESSED BY CASE TYPE**

**Fiscal Year 2007**



**TABLE DC-4.3  
DISTRICT COURT**

**TOTAL MOTOR VEHICLE, CRIMINAL AND CIVIL CASES FILED**

**Fiscal Year 2007**

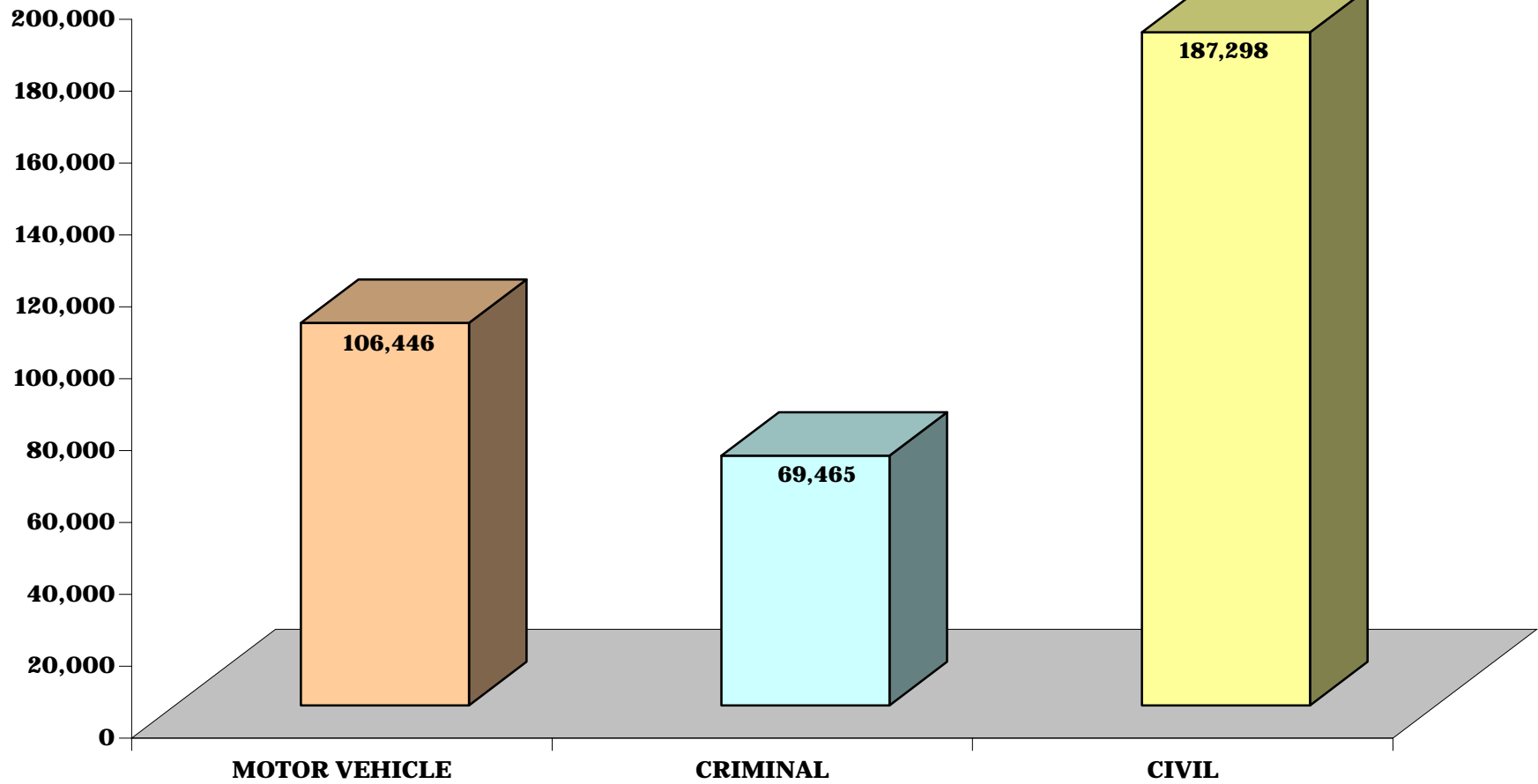
	<b>MOTOR VEHICLE Total Filings</b>	<b>CRIMINAL Total Filings</b>	<b>CIVIL Total Filings</b>	<b>COMBINED Total Filings</b>
<b>District 1</b>	<b>106,446</b>	<b>69,465</b>	<b>187,298</b>	<b>363,209</b>
Baltimore City	106,446	69,465	187,298	363,209
<b>District 2</b>	<b>74,648</b>	<b>12,025</b>	<b>27,819</b>	<b>114,492</b>
Dorchester	13,957	1,797	4,578	20,332
Somerset	16,832	1,349	3,332	21,513
Wicomico	22,357	3,880	14,641	40,878
Worcester	21,502	4,999	5,268	31,769
<b>District 3</b>	<b>73,863</b>	<b>8,607</b>	<b>15,768</b>	<b>98,238</b>
Caroline	9,423	1,219	2,325	12,967
Cecil	28,431	3,844	6,738	39,013
Kent	6,969	660	1,863	9,492
Queen Anne's	17,440	1,479	1,912	20,831
Talbot	11,600	1,405	2,930	15,935
<b>District 4</b>	<b>68,061</b>	<b>11,122</b>	<b>20,071</b>	<b>99,254</b>
Calvert	14,800	2,720	4,105	21,625
Charles	34,735	5,042	9,423	49,200
St. Mary's	18,526	3,360	6,543	28,429
<b>District 5</b>	<b>141,585</b>	<b>21,781</b>	<b>169,563</b>	<b>332,929</b>
Prince George's	141,585	21,781	169,563	332,929
<b>District 6</b>	<b>143,604</b>	<b>16,548</b>	<b>76,130</b>	<b>236,282</b>
Montgomery	143,604	16,548	76,130	236,282
	<b>MOTOR VEHICLE Total Filings</b>	<b>CRIMINAL Total Filings</b>	<b>CIVIL Total Filings</b>	<b>COMBINED Total Filings</b>
<b>District 7</b>	<b>85,323</b>	<b>12,911</b>	<b>50,096</b>	<b>148,330</b>
Anne Arundel	85,323	12,911	50,096	148,330
<b>District 8</b>	<b>115,960</b>	<b>18,659</b>	<b>178,537</b>	<b>313,156</b>
Baltimore	115,960	18,659	178,537	313,156
<b>District 9</b>	<b>30,908</b>	<b>5,497</b>	<b>18,364</b>	<b>54,769</b>
Harford	30,908	5,497	18,364	54,769
<b>District 10</b>	<b>79,017</b>	<b>7,163</b>	<b>27,465</b>	<b>113,645</b>
Carroll	26,820	3,037	6,327	36,184
Howard	52,197	4,126	21,138	77,461
<b>District 11</b>	<b>59,777</b>	<b>8,789</b>	<b>26,220</b>	<b>94,786</b>
Frederick	37,434	4,058	12,067	53,559
Washington	22,343	4,731	14,153	41,227
<b>District 12</b>	<b>32,451</b>	<b>4,735</b>	<b>5,001</b>	<b>42,187</b>
Allegany	14,581	3,471	4,130	22,182
Garrett	17,870	1,264	871	20,005
	<b>MOTOR VEHICLE Total Filings</b>	<b>CRIMINAL Total Filings</b>	<b>CIVIL Total Filings</b>	<b>COMBINED Total Filings</b>
<b>State Totals</b>	<b>1,011,643</b>	<b>197,302</b>	<b>802,332</b>	<b>2,011,277</b>

**CHART DC-4.3.1  
DISTRICT COURT**

**DISTRICT 1 - Baltimore City**

**TOTAL MOTOR VEHICLE, CRIMINAL AND CIVIL CASES FILED**

**Fiscal Year 2007**

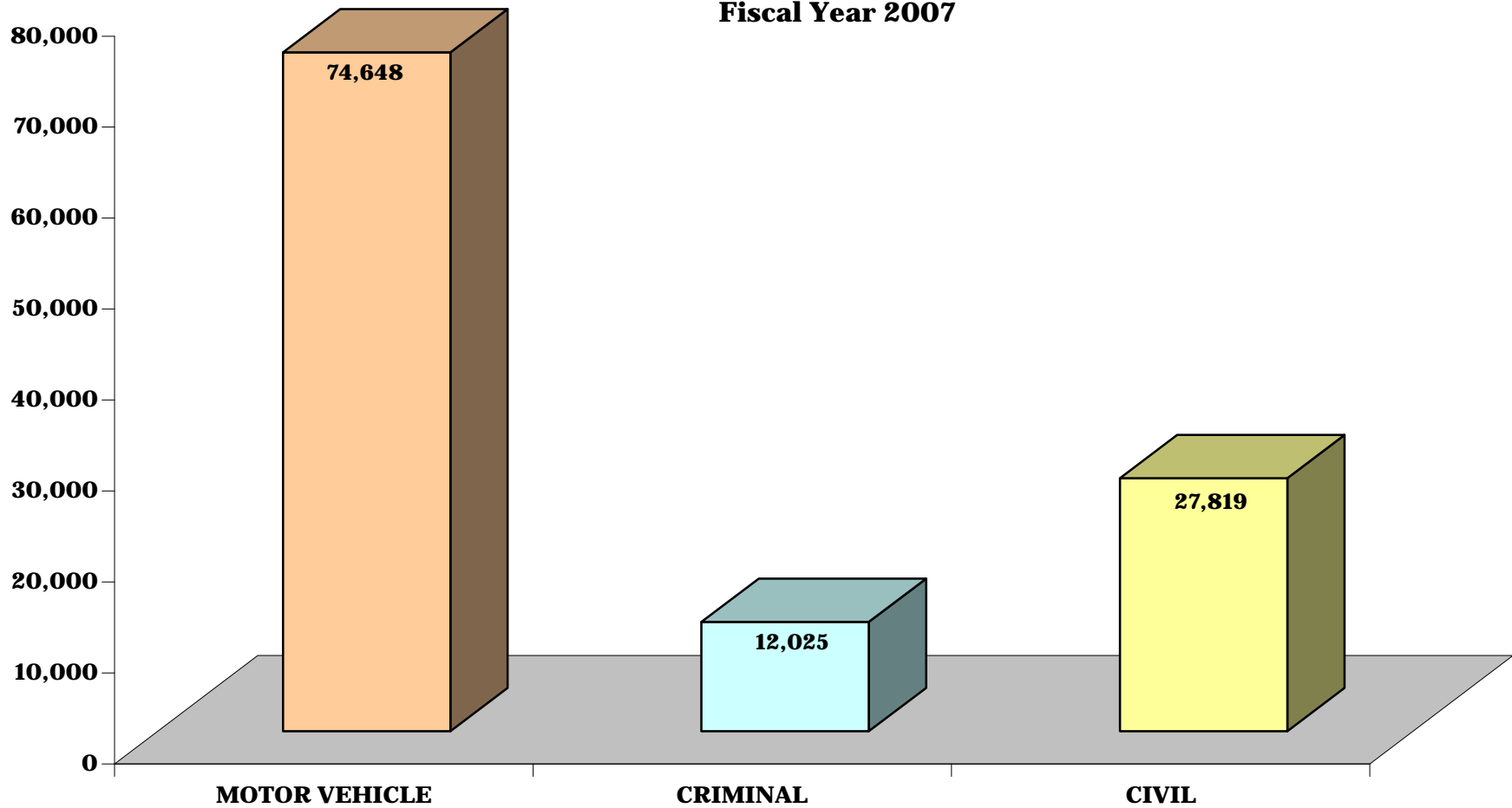


**CHART DC-4.3.2  
DISTRICT COURT**

**DISTRICT 2 - Dorchester, Somerset, Wicomico and Worcester Counties**

**TOTAL MOTOR VEHICLE, CRIMINAL AND CIVIL CASES FILED**

**Fiscal Year 2007**

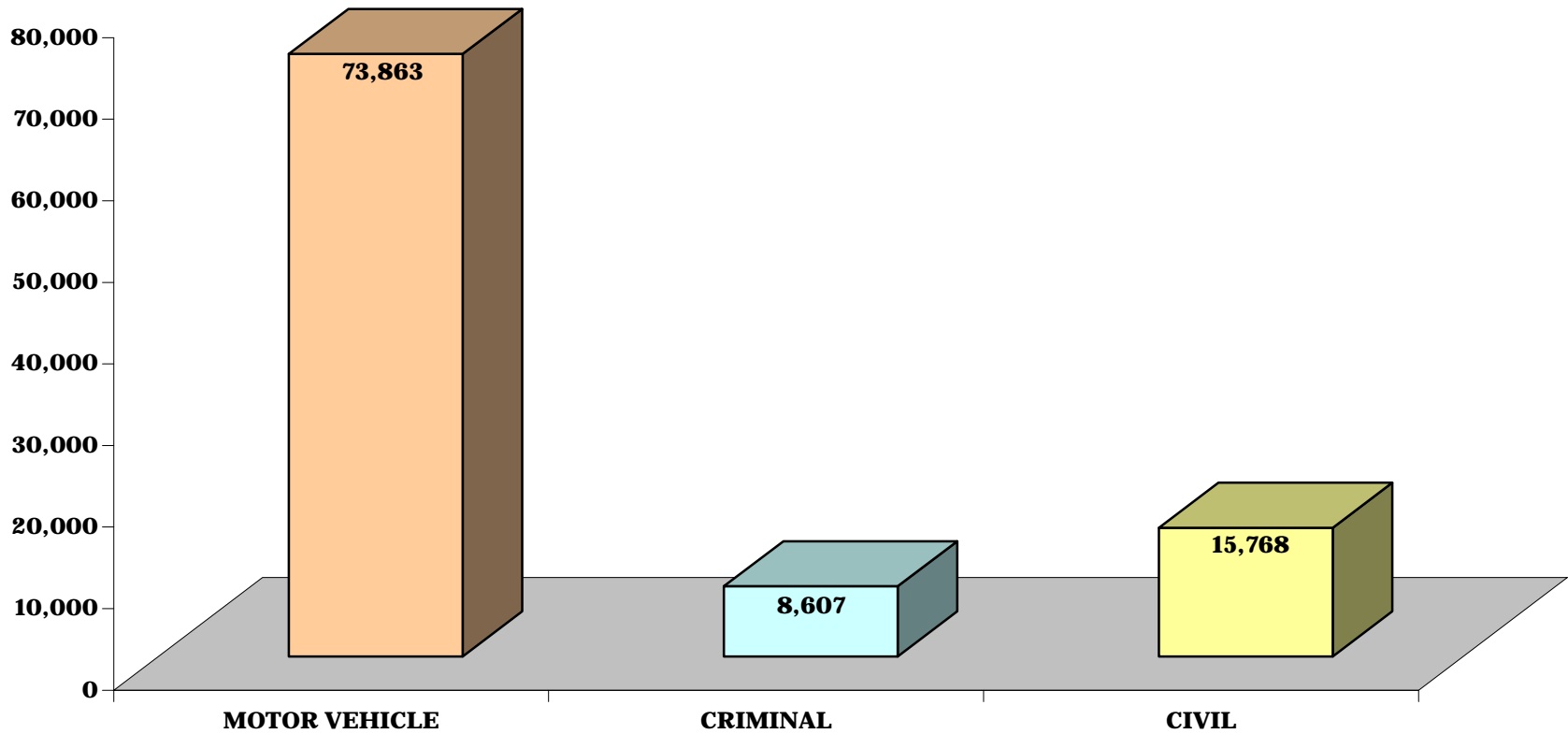


**CHART DC-4.3.3  
DISTRICT COURT**

**DISTRICT 3 - Caroline, Cecil, Kent, Queen Anne's and Talbot Counties**

**TOTAL MOTOR VEHICLE, CRIMINAL AND CIVIL CASES FILED**

**Fiscal Year 2007**

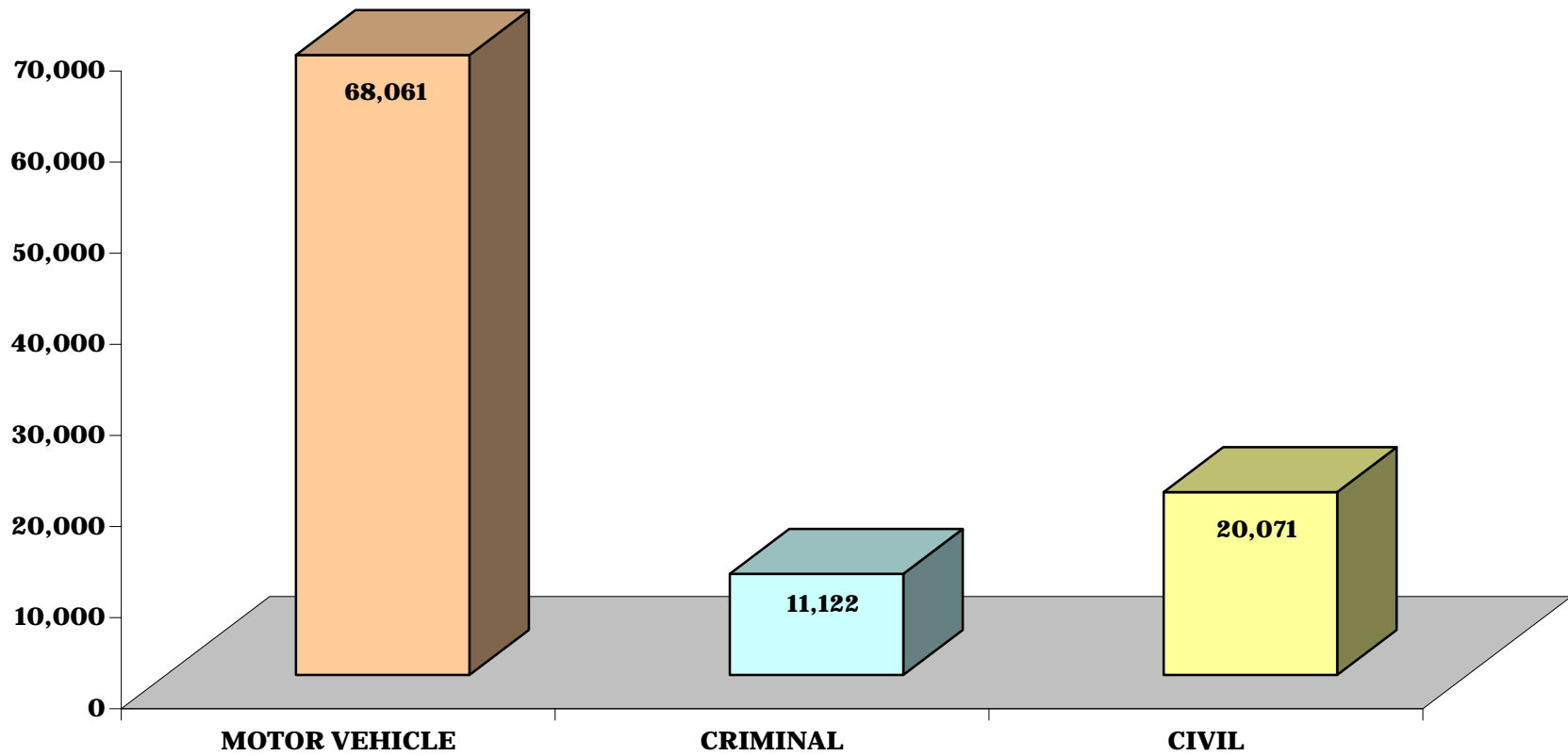


**CHART DC-4.3.4  
DISTRICT COURT**

**DISTRICT 4 - Calvert, Charles and St. Mary's Counties**

**TOTAL MOTOR VEHICLE, CRIMINAL AND CIVIL CASES FILED**

**Fiscal Year 2007**



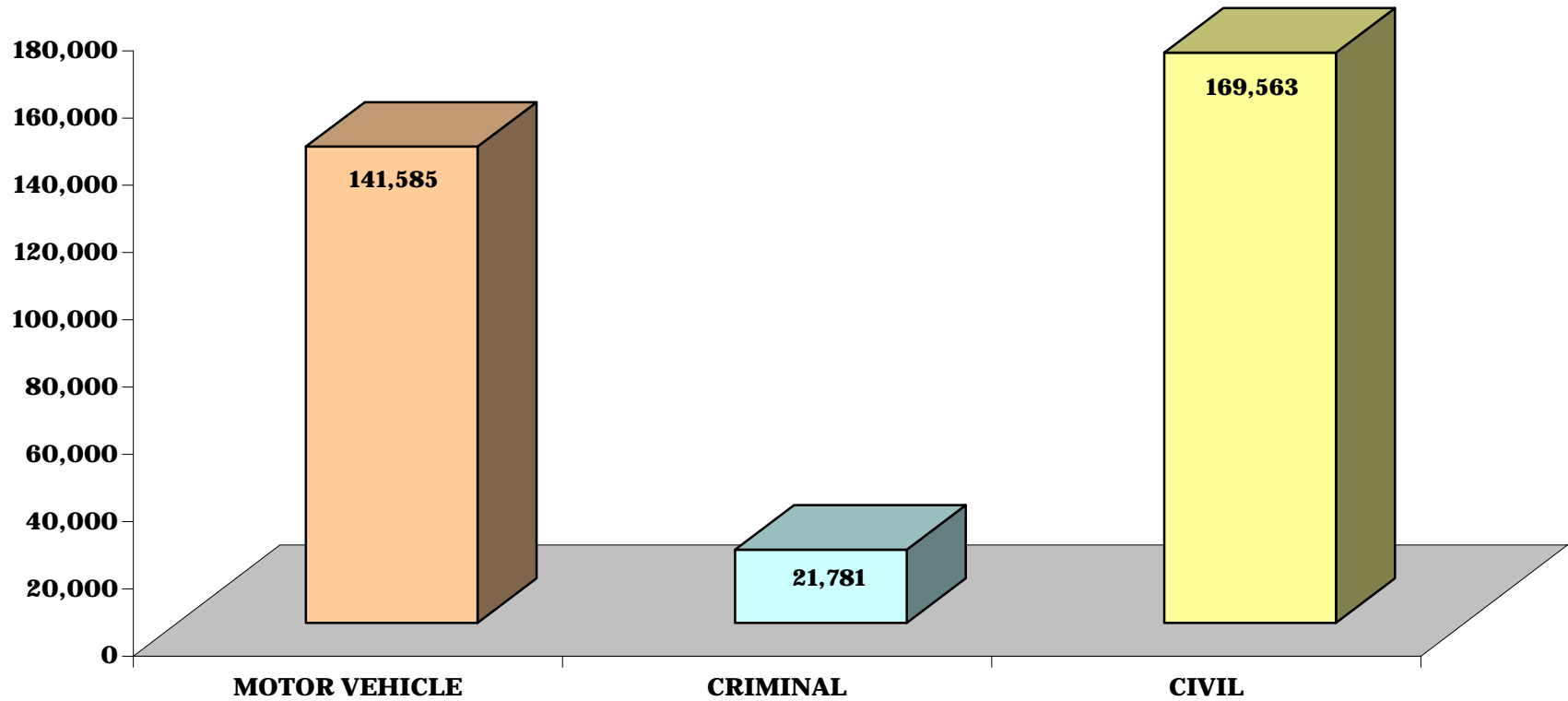


**CHART DC-4.3.5  
DISTRICT COURT**

**DISTRICT 5 - Prince George's County**

**TOTAL MOTOR VEHICLE, CRIMINAL AND CIVIL CASES FILED**

**Fiscal Year 2007**

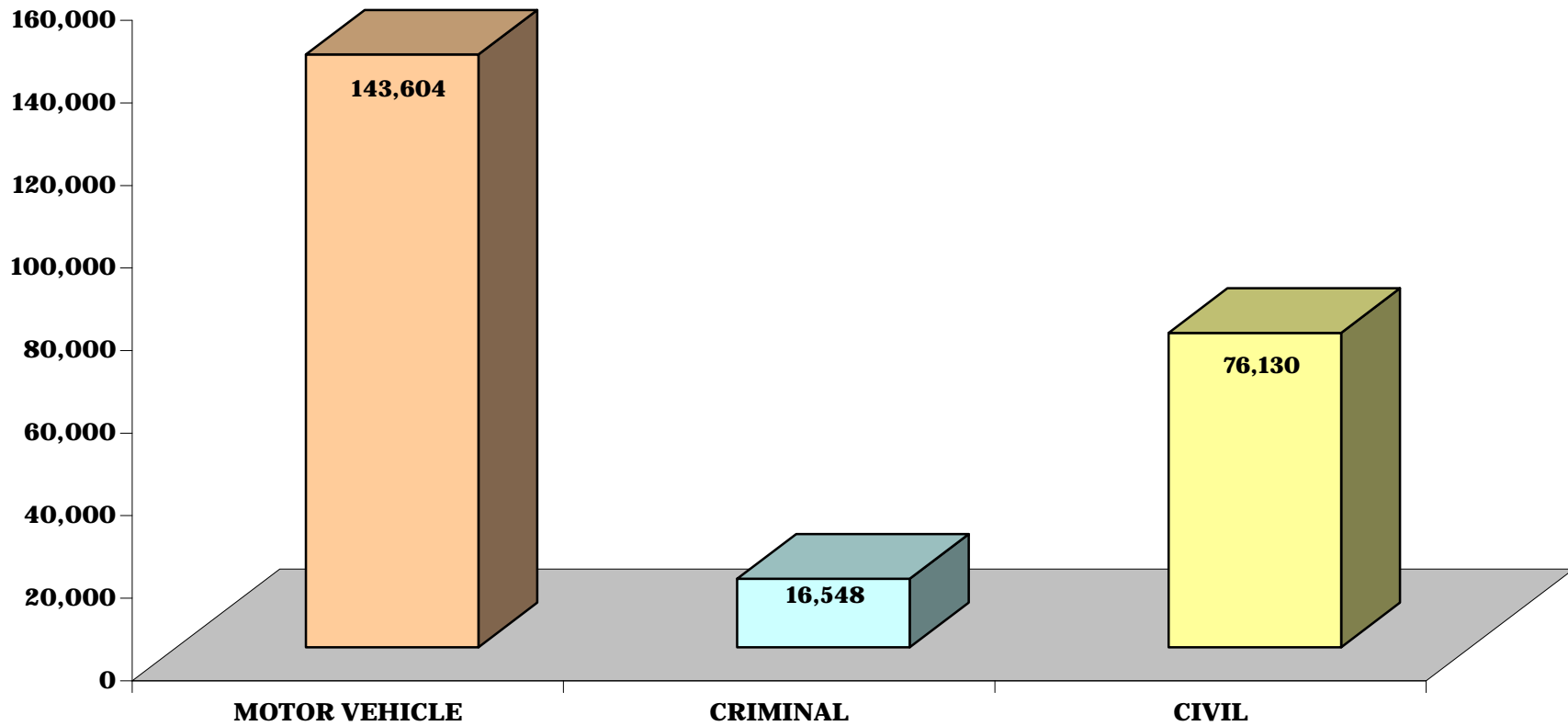


**CHART DC-4.3.6  
DISTRICT COURT**

**DISTRICT 6 - Montgomery County**

**TOTAL MOTOR VEHICLE, CRIMINAL AND CIVIL CASES FILED**

**Fiscal Year 2007**

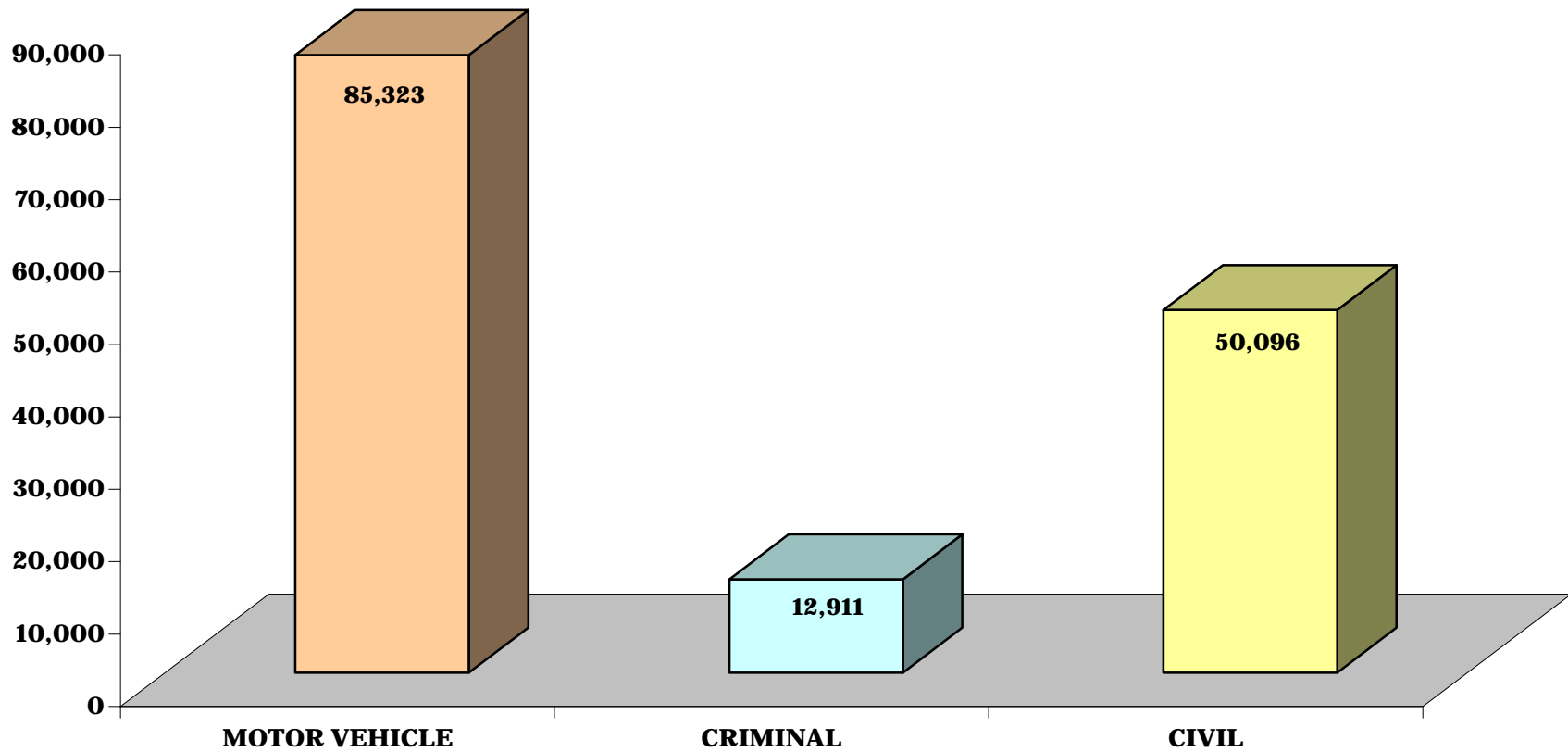


**CHART DC-4.3.7  
DISTRICT COURT**

**DISTRICT 7 - Anne Arundel County**

**TOTAL MOTOR VEHICLE, CRIMINAL AND CIVIL CASES FILED**

**Fiscal Year 2007**

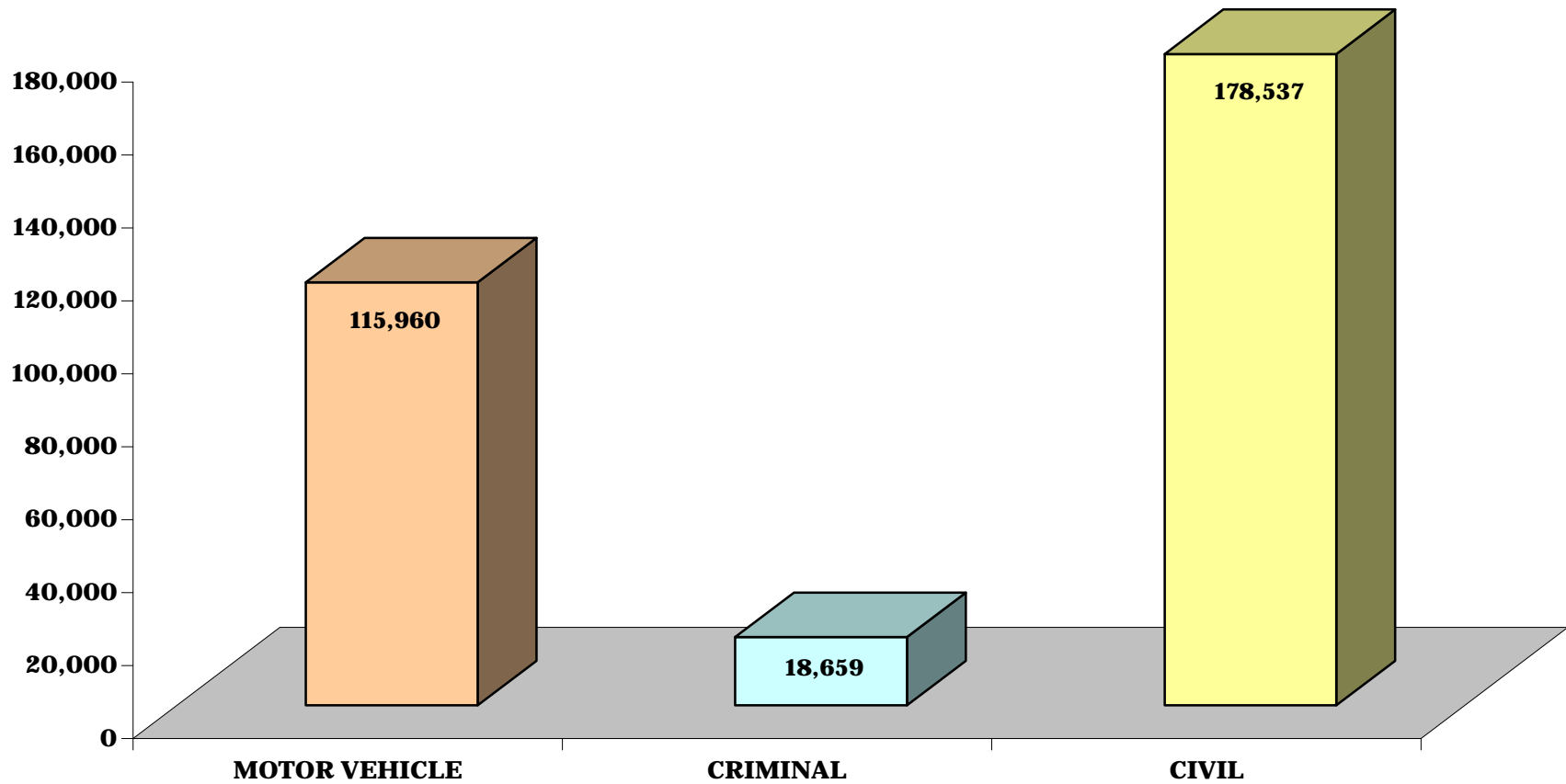


**CHART DC-4.3.8  
DISTRICT COURT**

**DISTRICT 8 - Baltimore County**

**TOTAL MOTOR VEHICLE, CRIMINAL AND CIVIL CASES FILED**

**Fiscal Year 2007**

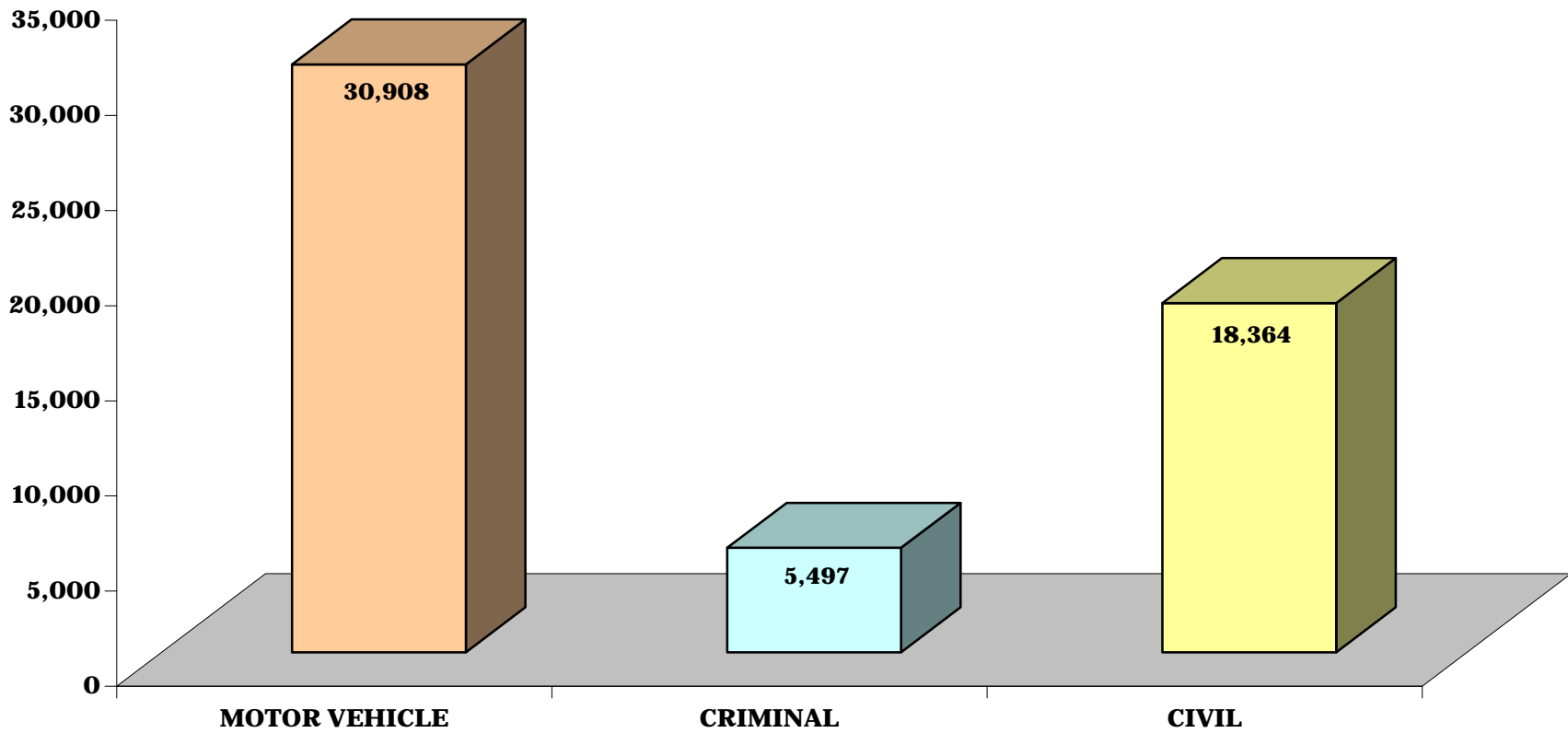


**CHART DC-4.3.9  
DISTRICT COURT**

**DISTRICT 9 - Harford County**

**TOTAL MOTOR VEHICLE, CRIMINAL AND CIVIL CASES FILED**

**Fiscal Year 2007**

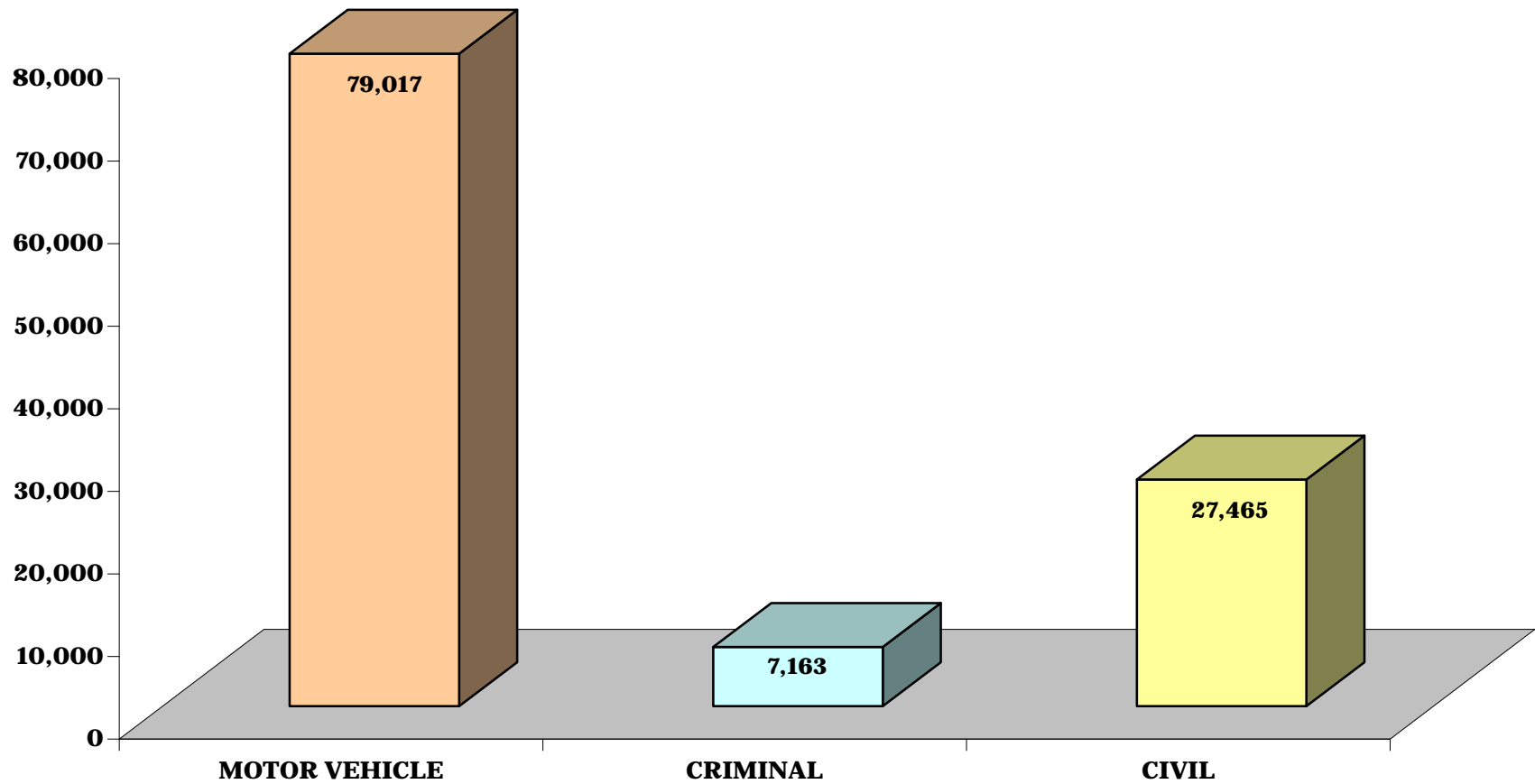


**CHART DC-4.3.10  
DISTRICT COURT**

**DISTRICT 10 - Carroll and Howard Counties**

**TOTAL MOTOR VEHICLE, CRIMINAL AND CIVIL CASES FILED**

**Fiscal Year 2007**

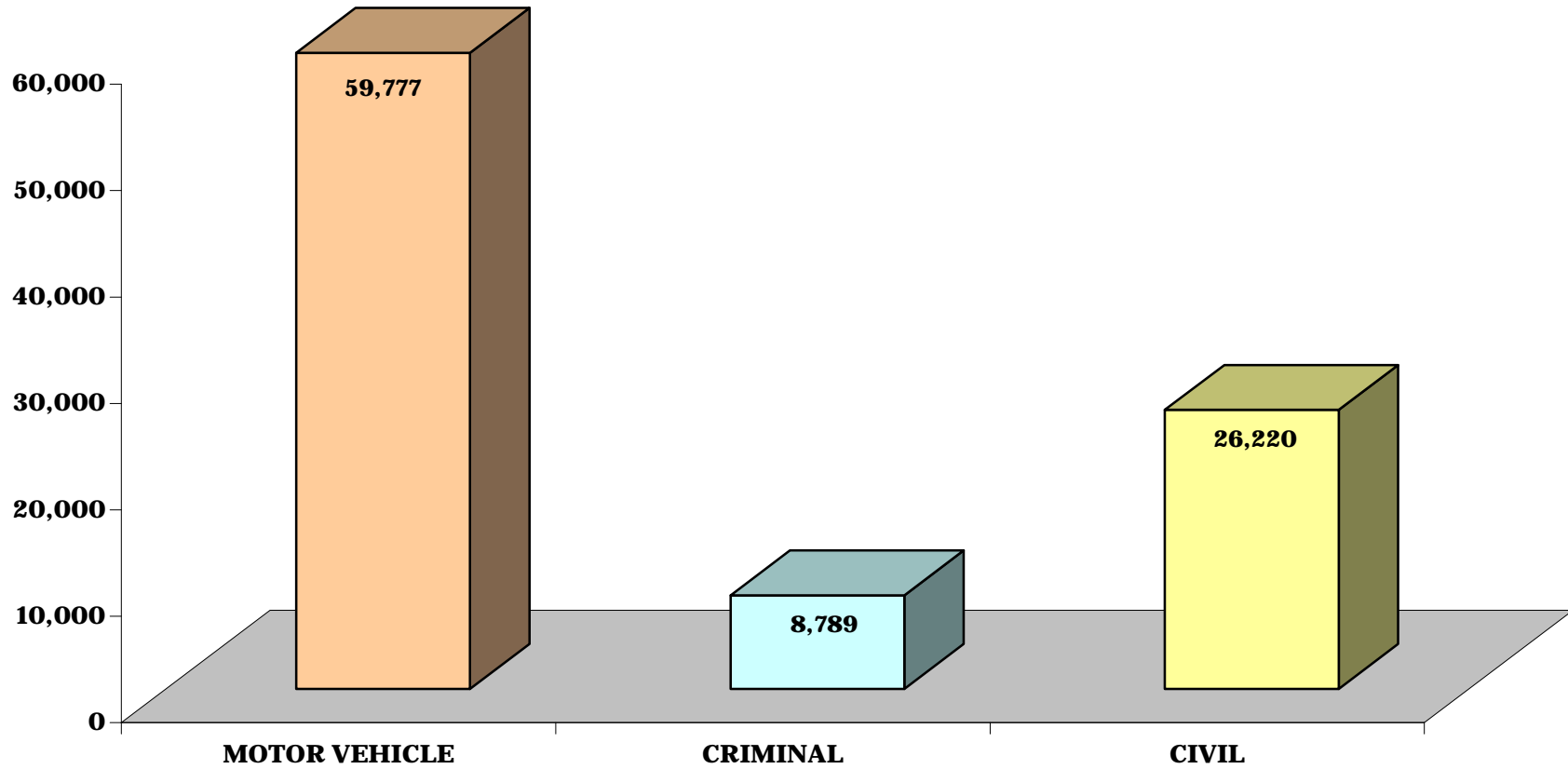


**CHART DC-4.3.11  
DISTRICT COURT**

**DISTRICT 11 - Frederick and Washington Counties**

**TOTAL MOTOR VEHICLE, CRIMINAL AND CIVIL CASES FILED**

**Fiscal Year 2007**

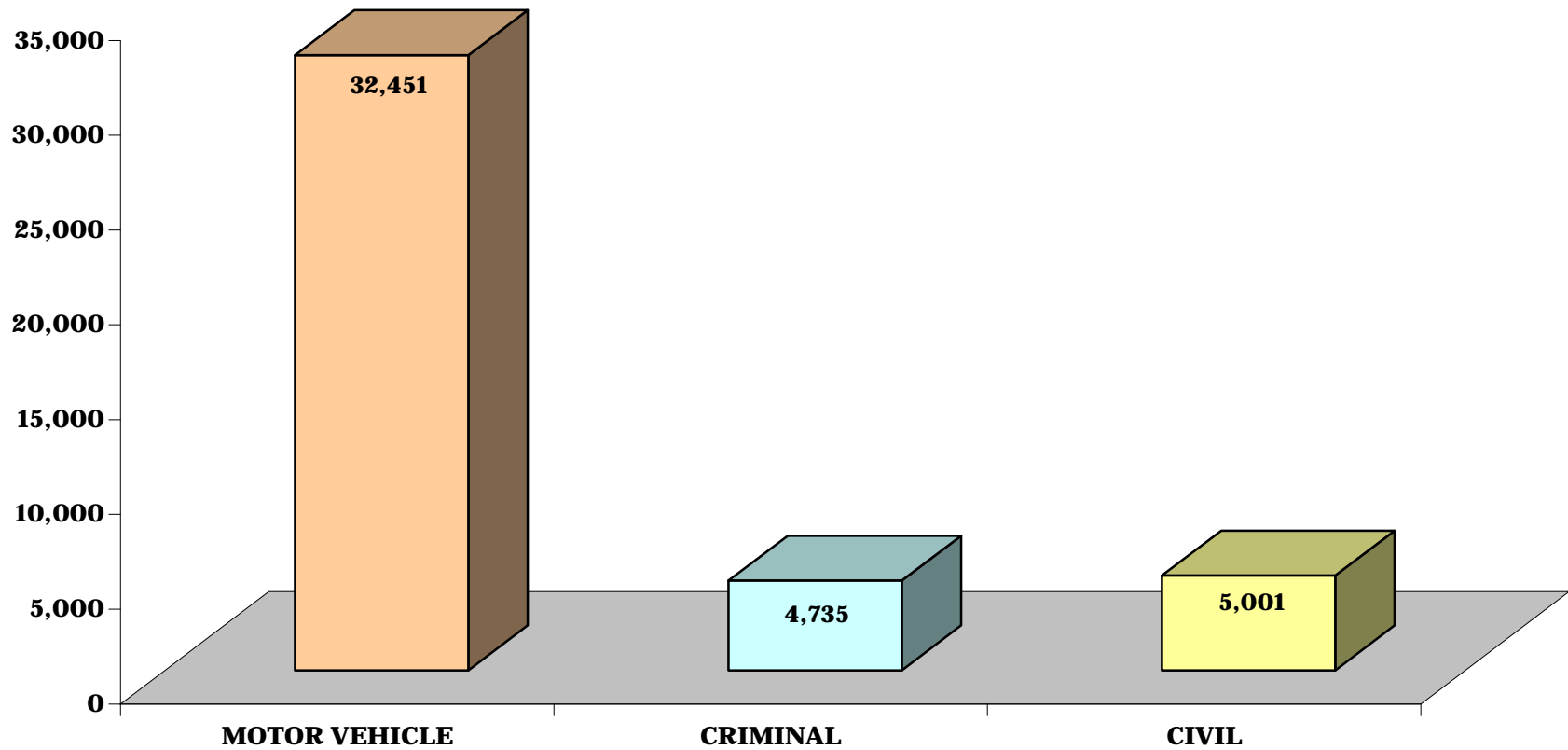


**CHART DC-4.3.12  
DISTRICT COURT**

**DISTRICT 12 - Allegany and Garrett Counties**

**TOTAL MOTOR VEHICLE, CRIMINAL AND CIVIL CASES FILED**

**Fiscal Year 2007**

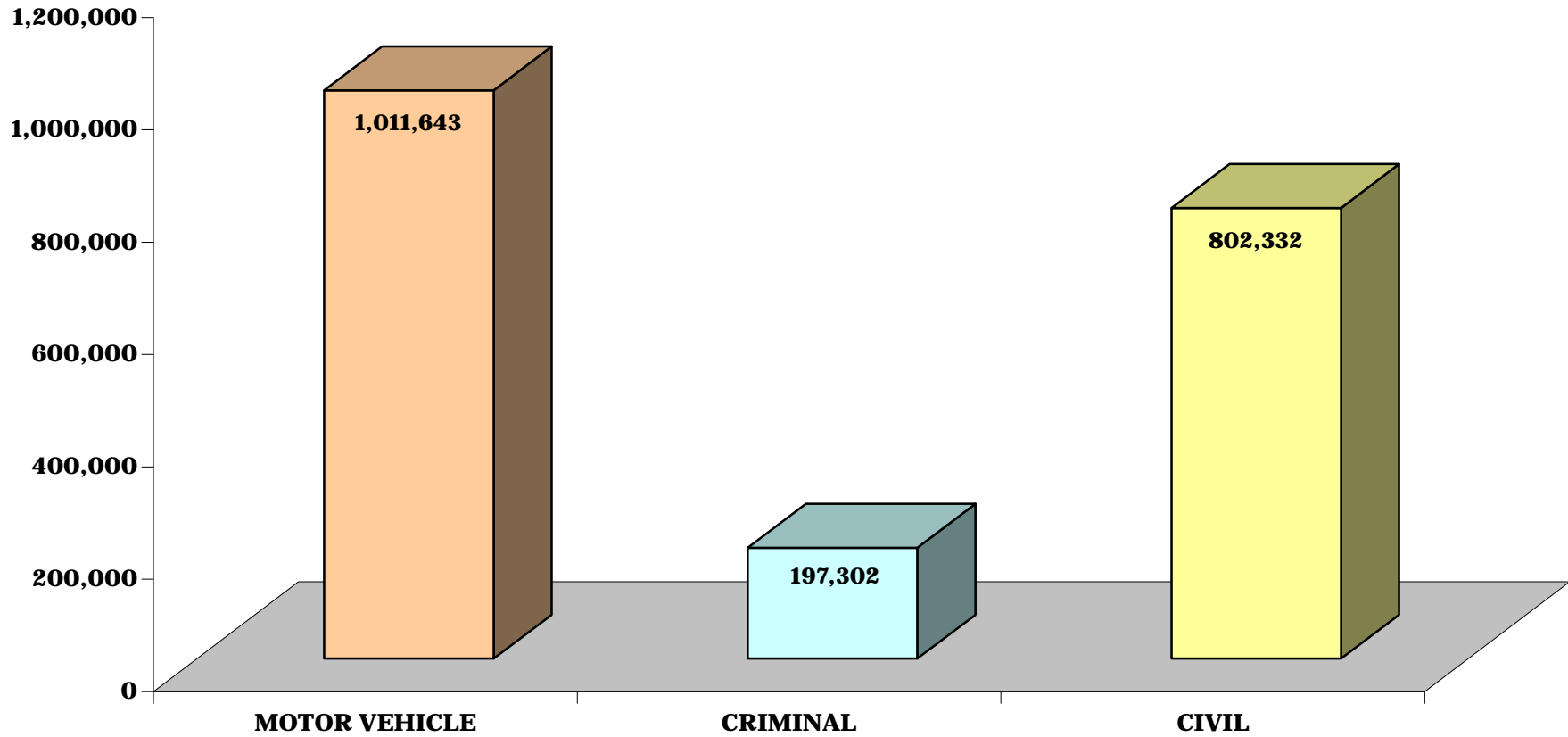




**CHART DC-4.3.13  
DISTRICT COURT**

**STATE TOTAL:  
TOTAL MOTOR VEHICLE, CRIMINAL AND CIVIL CASES FILED**

**Fiscal Year 2007**



**TABLE DC-5  
DISTRICT COURT**

**MOTOR VEHICLE CASES\* FILED AND TERMINATED (BY INCIDENT)**

**5 Year Comparative Data: Fiscal Years 2003 - 2007**

	FY 2003		FY 2004		FY 2005		FY 2006		FY 2007	
	Filed	Terminated	Filed	Terminated	Filed	Terminated	Filed	Terminated	Filed	Terminated
<b>District 1</b>	<b>127,144</b>	<b>157,833</b>	<b>120,330</b>	<b>176,016</b>	<b>122,174</b>	<b>176,016</b>	<b>116,159</b>	<b>170,035</b>	<b>106,446</b>	<b>149,257</b>
Baltimore City	127,144	157,833	120,330	176,016	122,174	176,016	116,159	170,035	106,446	149,257
<b>District 2</b>	<b>56,024</b>	<b>63,022</b>	<b>76,154</b>	<b>85,796</b>	<b>84,823</b>	<b>88,760</b>	<b>81,690</b>	<b>87,558</b>	<b>74,648</b>	<b>81,637</b>
Dorchester	7,506	8,801	9,458	10,579	10,967	11,631	12,795	11,948	13,957	13,801
Somerset	9,109	10,040	15,526	17,003	18,035	18,448	18,722	20,328	16,832	17,812
Wicomico	19,626	21,781	26,737	30,810	28,121	30,349	25,918	28,817	22,357	24,872
Worcester	19,783	22,400	24,433	27,404	27,700	28,332	24,255	26,465	21,502	25,152
<b>District 3</b>	<b>62,648</b>	<b>70,652</b>	<b>80,011</b>	<b>90,070</b>	<b>78,990</b>	<b>86,359</b>	<b>78,199</b>	<b>87,247</b>	<b>73,863</b>	<b>82,695</b>
Caroline	5,806	6,869	6,914	8,192	8,296	9,156	9,819	10,514	9,423	10,616
Cecil	27,553	29,571	37,024	41,653	31,334	33,736	31,326	35,078	28,431	31,600
Kent	4,355	4,979	4,160	4,797	6,042	6,554	6,510	7,191	6,969	7,503
Queen Anne's	12,808	14,811	20,254	21,933	20,246	21,976	16,657	19,049	17,440	19,852
Talbot	12,126	14,422	11,659	13,495	13,072	14,937	13,887	15,415	11,600	13,124
	FY 2003		FY 2004		FY 2005		FY 2006		FY 2007	
	Filed	Terminated	Filed	Terminated	Filed	Terminated	Filed	Terminated	Filed	Terminated
<b>District 4</b>	<b>46,484</b>	<b>53,056</b>	<b>61,987</b>	<b>67,674</b>	<b>62,153</b>	<b>65,626</b>	<b>69,110</b>	<b>74,703</b>	<b>68,061</b>	<b>69,900</b>
Calvert	11,503	14,364	14,755	17,220	15,069	17,022	15,985	18,492	14,800	18,237
Charles	23,351	24,877	30,809	31,692	29,728	30,178	33,938	34,376	34,735	29,890
St. Mary's	11,630	13,815	16,423	18,762	17,356	18,426	19,187	21,835	18,526	21,773
<b>District 5</b>	<b>94,613</b>	<b>121,158</b>	<b>94,366</b>	<b>122,762</b>	<b>105,564</b>	<b>125,579</b>	<b>126,859</b>	<b>150,457</b>	<b>141,585</b>	<b>160,438</b>
Prince George's	94,613	121,158	94,366	122,762	105,564	125,579	126,859	150,457	141,585	160,438
<b>District 6</b>	<b>134,998</b>	<b>157,999</b>	<b>151,199</b>	<b>172,026</b>	<b>168,827</b>	<b>185,649</b>	<b>155,526</b>	<b>173,333</b>	<b>143,604</b>	<b>160,907</b>
Montgomery	134,998	157,999	151,199	172,026	168,827	185,649	155,526	173,333	143,604	160,907

**MOTOR VEHICLE CASES\* FILED AND TERMINATED (BY INCIDENT), page 2**

	FY 2003		FY 2004		FY 2005		FY 2006		FY 2007	
	Filed	Terminated	Filed	Terminated	Filed	Terminated	Filed	Terminated	Filed	Terminated
<b>District 7</b>	<b>71,056</b>	<b>84,397</b>	<b>85,321</b>	<b>99,329</b>	<b>87,183</b>	<b>98,918</b>	<b>93,996</b>	<b>102,016</b>	<b>85,323</b>	<b>102,229</b>
Anne Arundel	71,056	84,397	85,321	99,329	87,183	98,918	93,996	102,016	85,323	102,229
<b>District 8</b>	<b>111,215</b>	<b>129,484</b>	<b>124,121</b>	<b>141,678</b>	<b>122,990</b>	<b>138,066</b>	<b>125,223</b>	<b>135,554</b>	<b>115,960</b>	<b>133,112</b>
Baltimore	111,215	129,484	124,121	141,678	122,990	138,066	125,223	135,554	115,960	133,112
<b>District 9</b>	<b>37,051</b>	<b>40,912</b>	<b>38,376</b>	<b>44,547</b>	<b>34,507</b>	<b>39,555</b>	<b>31,548</b>	<b>36,144</b>	<b>30,908</b>	<b>36,075</b>
Harford	37,051	40,912	38,376	44,547	34,507	39,555	31,548	36,144	30,908	36,075

	FY 2003		FY 2004		FY 2005		FY 2006		FY 2007	
	Filed	Terminated	Filed	Terminated	Filed	Terminated	Filed	Terminated	Filed	Terminated
<b>District 10</b>	<b>78,175</b>	<b>82,576</b>	<b>87,285</b>	<b>96,799</b>	<b>86,050</b>	<b>92,280</b>	<b>88,147</b>	<b>93,256</b>	<b>79,017</b>	<b>87,185</b>
Carroll	23,592	25,459	35,717	34,319	30,924	33,612	29,583	32,149	26,820	29,051
Howard	54,583	57,117	51,568	62,480	55,126	58,668	58,564	61,107	52,197	58,134
<b>District 11</b>	<b>62,448</b>	<b>68,803</b>	<b>69,541</b>	<b>77,547</b>	<b>66,570</b>	<b>73,523</b>	<b>57,873</b>	<b>66,335</b>	<b>59,777</b>	<b>67,689</b>
Frederick	39,885	44,460	42,368	48,082	41,891	47,044	36,280	41,666	37,434	42,624
Washington	22,563	24,343	27,173	29,465	24,679	26,479	21,593	24,669	22,343	25,065
<b>District 12</b>	<b>29,659</b>	<b>31,641</b>	<b>38,995</b>	<b>42,107</b>	<b>38,003</b>	<b>39,625</b>	<b>32,792</b>	<b>35,019</b>	<b>32,451</b>	<b>35,774</b>
Allegany	12,892	13,875	19,027	20,572	17,238	17,293	15,604	16,350	14,581	15,934
Garrett	16,767	17,766	19,968	21,535	20,765	22,332	17,188	18,669	17,870	19,840

	FY 2003		FY 2004		FY 2005		FY 2006		FY 2007	
	Filed	Terminated	Filed	Terminated	Filed	Terminated	Filed	Terminated	Filed	Terminated
<b>State Totals</b>	<b>911,515</b>	<b>1,061,533</b>	<b>1,027,686</b>	<b>1,216,351</b>	<b>1,057,834</b>	<b>1,209,956</b>	<b>1,057,122</b>	<b>1,211,657</b>	<b>1,011,643</b>	<b>1,166,898</b>

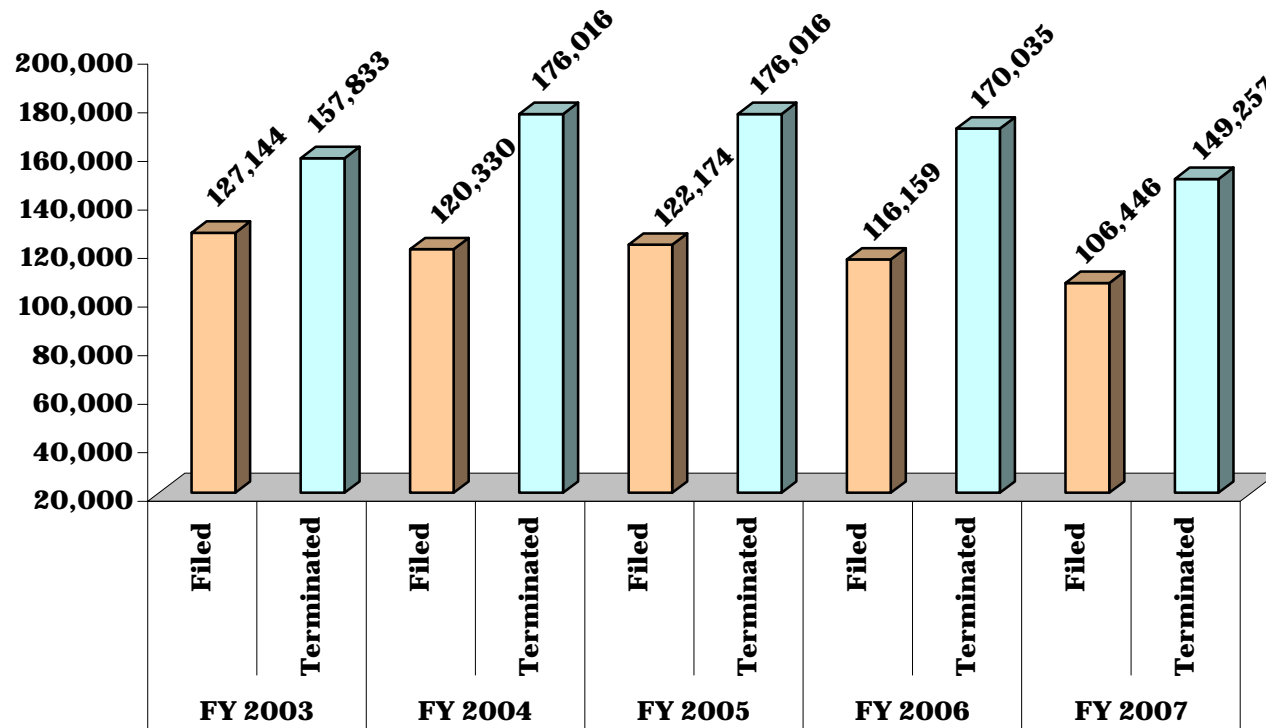
\*Traffic case counts include incidents issued under the Maryland Transportation Article; parking and red light incidents requests for trials; Department of Natural Resources cases; and Mass Transit Administration incidents.

**CHART DC-5.1  
DISTRICT COURT**

**DISTRICT 1 - Baltimore City**

**MOTOR VEHICLE CASES\* FILED AND TERMINATED (BY INCIDENT)**

**5 Year Comparative Data: Fiscal Years 2003 - 2007**



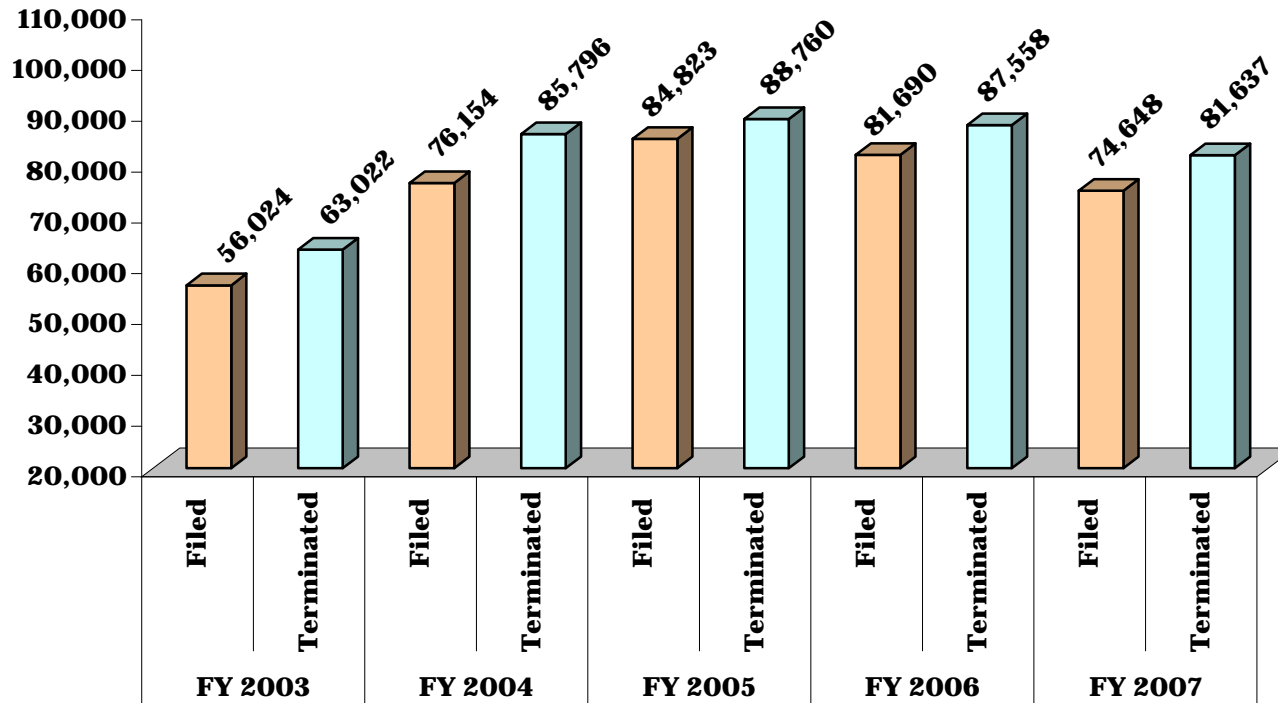
\*Traffic case counts include incidents issued under the Maryland Transportation Article; parking and red light incidents requests for trials; Department of Natural Resources cases; and Mass Transit Administration incidents. Prior to FY 2002, case counts included only citations issued under the Maryland Transportation Article.

**CHART DC-5.2  
DISTRICT COURT**

**DISTRICT 2 - Dorchester, Somerset, Wicomico and Worcester Counties**

**MOTOR VEHICLE CASES\* FILED AND TERMINATED (BY INCIDENT)**

**5 Year Comparative Data: Fiscal Years 2003 - 2007**



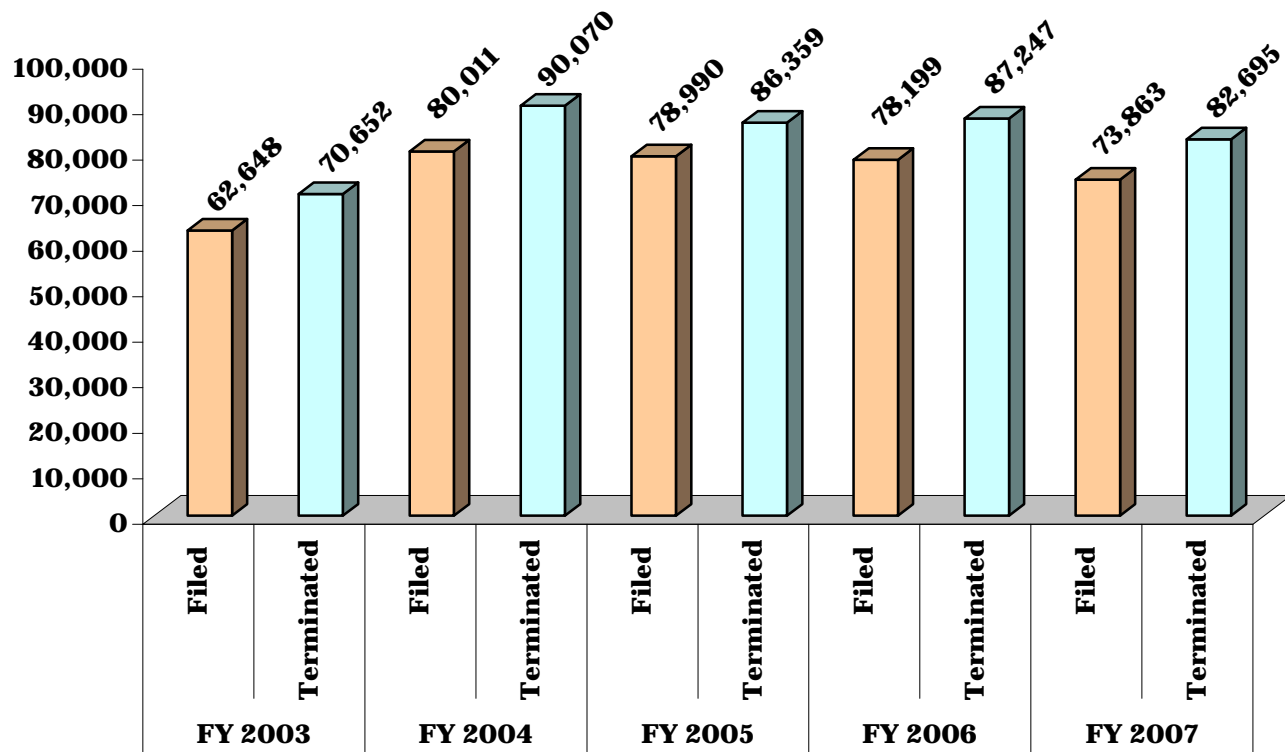
\*Traffic case counts include incidents issued under the Maryland Transportation Article; parking and red light incidents requests for trials; Department of Natural Resources cases; and Mass Transit Administration incidents. Prior to FY 2002, case counts included only citations issued under the Maryland Transportation Article.

**CHART DC-5.3  
DISTRICT COURT**

**DISTRICT 3 - Caroline, Cecil, Kent, Queen Anne's and Talbot Counties**

**MOTOR VEHICLE CASES\* FILED AND TERMINATED (BY INCIDENT)**

**5 Year Comparative Data: Fiscal Years 2003 - 2007**



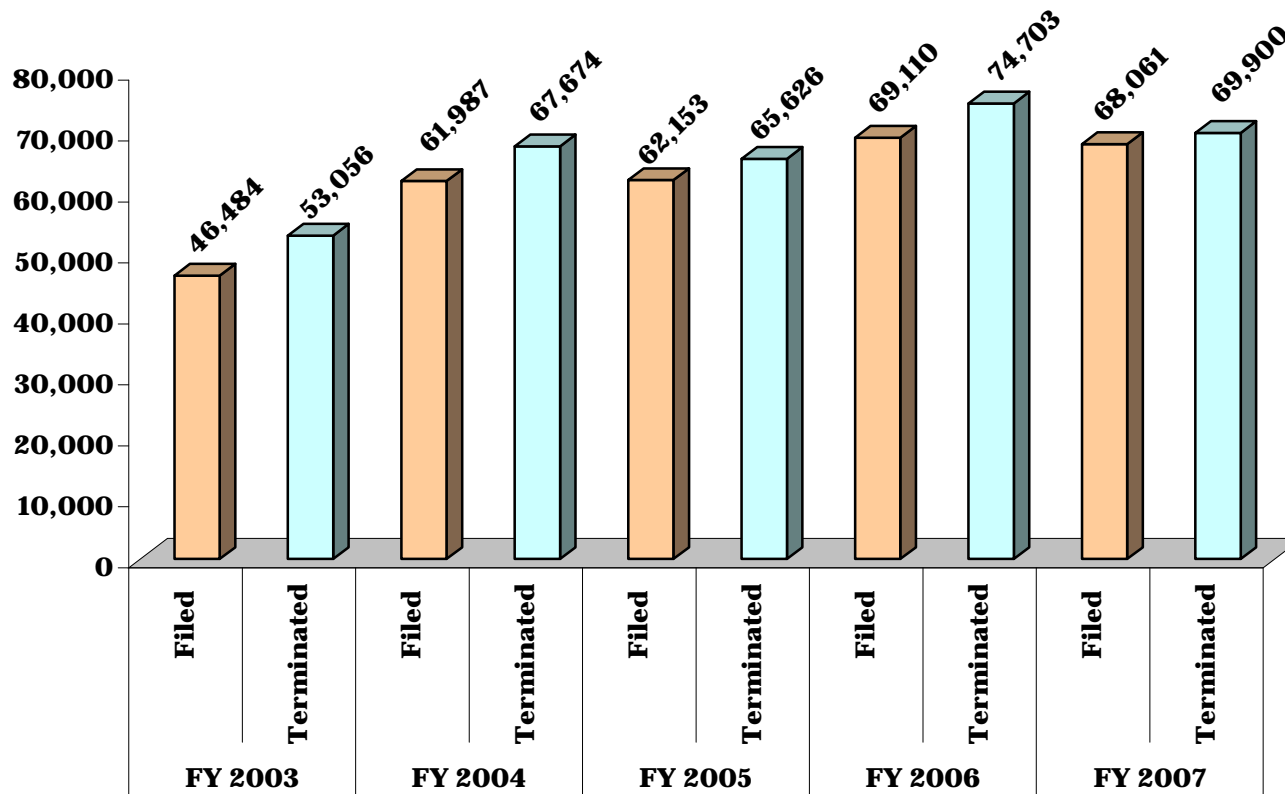
\*Traffic case counts include incidents issued under the Maryland Transportation Article; parking and red light incidents requests for trials; Department of Natural Resources cases; and Mass Transit Administration incidents. Prior to FY 2002, case counts included only citations issued under the Maryland Transportation Article.

**CHART DC-5.4  
DISTRICT COURT**

**DISTRICT 4 - Calvert, Charles and St. Mary's Counties**

**MOTOR VEHICLE CASES\* FILED AND TERMINATED (BY INCIDENT)**

**5 Year Comparative Data: Fiscal Years 2003 - 2007**



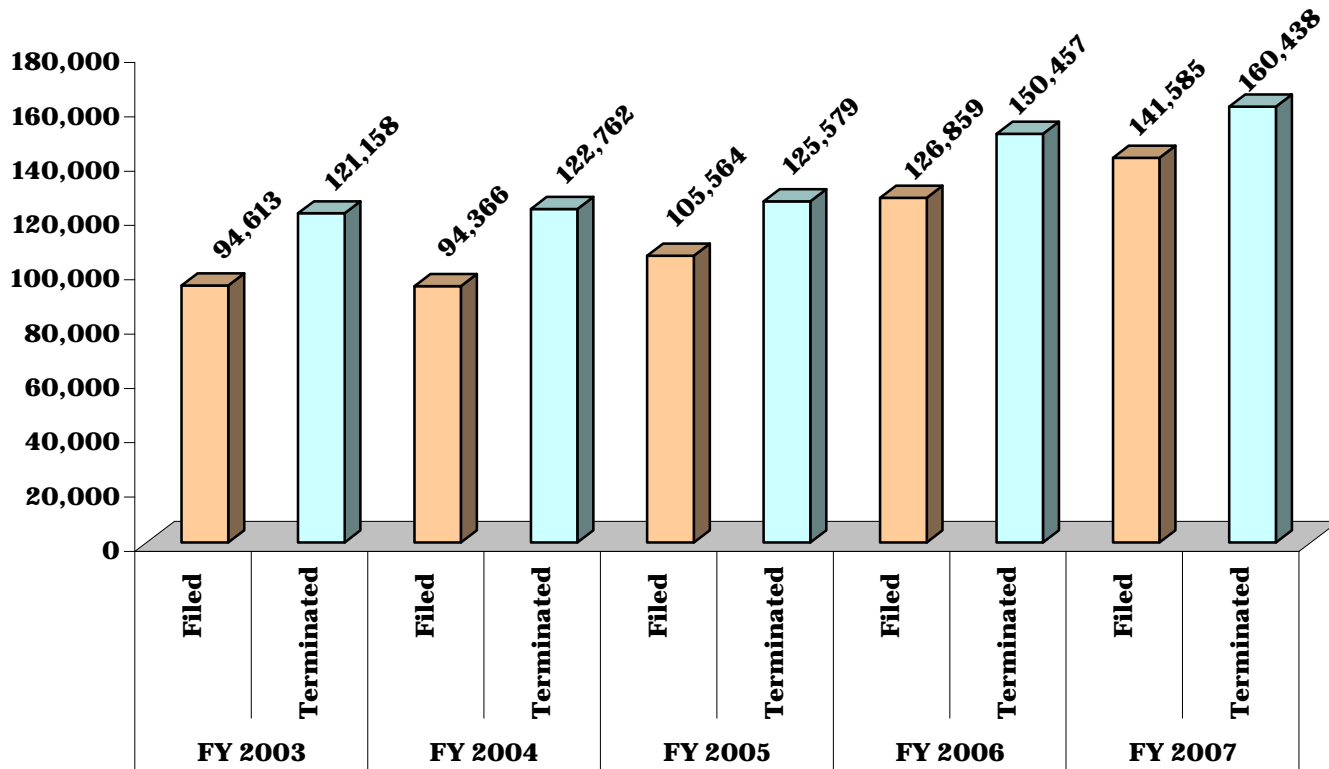
\*Traffic case counts include incidents issued under the Maryland Transportation Article; parking and red light incidents requests for trials; Department of Natural Resources cases; and Mass Transit Administration incidents. Prior to FY 2002, case counts included only citations issued under the Maryland Transportation Article.

**CHART DC-5.5  
DISTRICT COURT**

**DISTRICT 5 - Prince George's County**

**MOTOR VEHICLE CASES\* FILED AND TERMINATED (BY INCIDENT)**

**5 Year Comparative Data: Fiscal Years 2003 - 2007**



\*Traffic case counts include incidents issued under the Maryland Transportation Article; parking and red light incidents requests for trials; Department of Natural Resources cases; and Mass Transit Administration incidents. Prior to FY 2002, case counts included only citations issued under the Maryland Transportation Article.

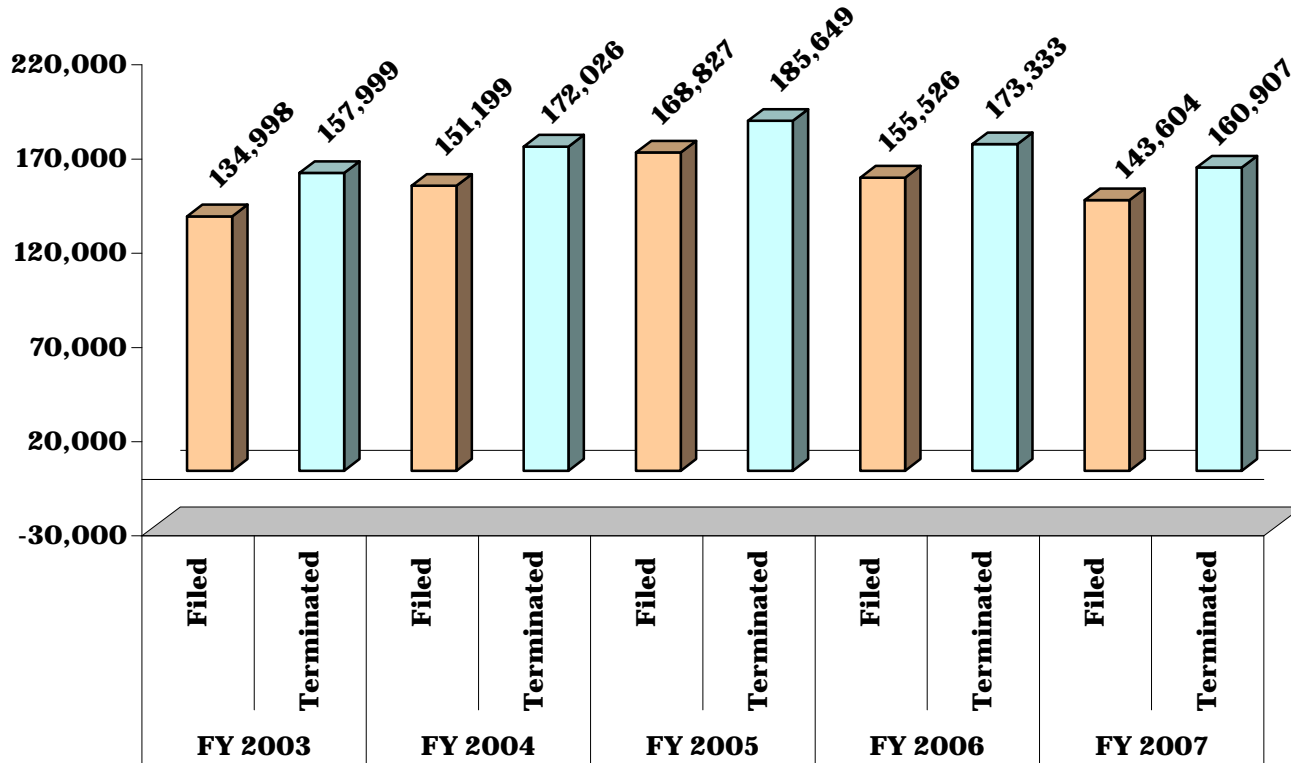


**CHART DC-5.6  
DISTRICT COURT**

**DISTRICT 6 - Montgomery County**

**MOTOR VEHICLE CASES\* FILED AND TERMINATED (BY INCIDENT)**

**5 Year Comparative Data: Fiscal Years 2003 - 2007**



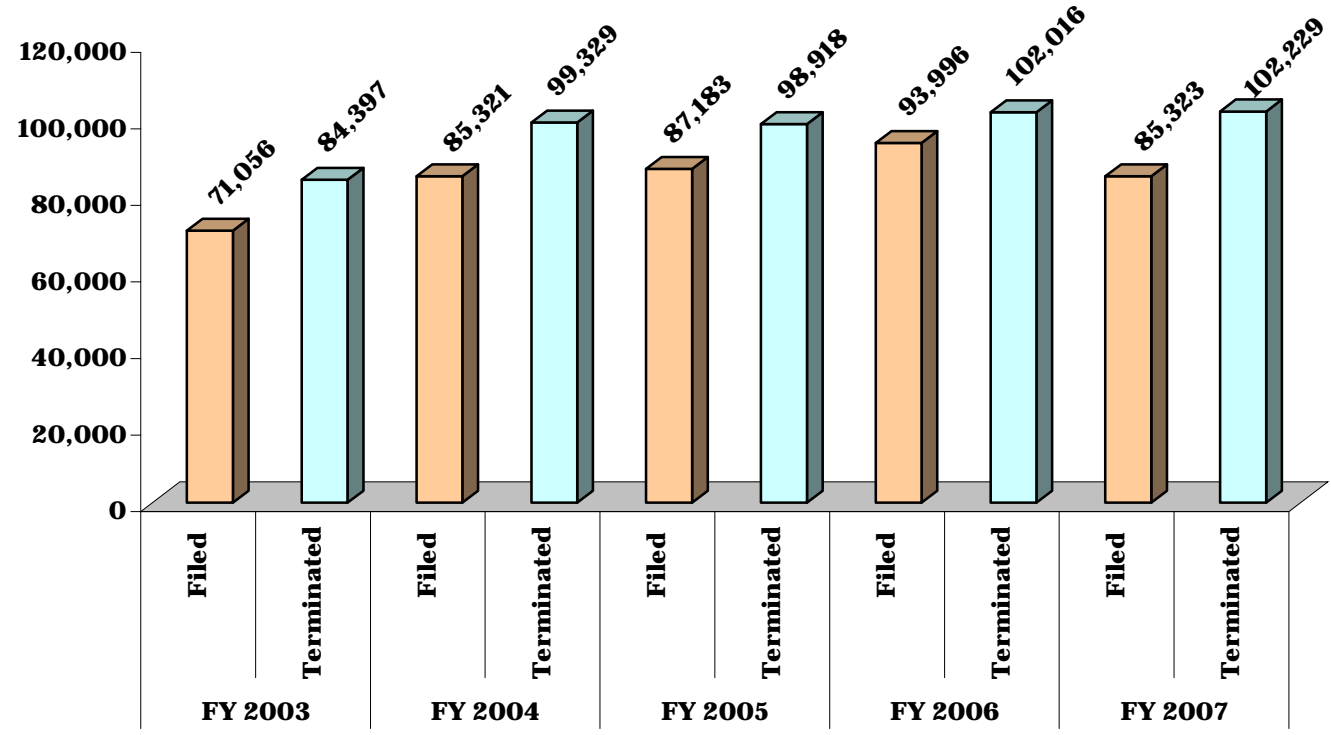
\*Traffic case counts include incidents issued under the Maryland Transportation Article; parking and red light incidents requests for trials; Department of Natural Resources cases; and Mass Transit Administration incidents. Prior to FY 2002, case counts included only citations issued under the Maryland Transportation Article.

**CHART DC-5.7  
DISTRICT COURT**

**DISTRICT 7 - Anne Arundel County**

**MOTOR VEHICLE CASES\* FILED AND TERMINATED (BY INCIDENT)**

**5 Year Comparative Data: Fiscal Years 2003 - 2007**



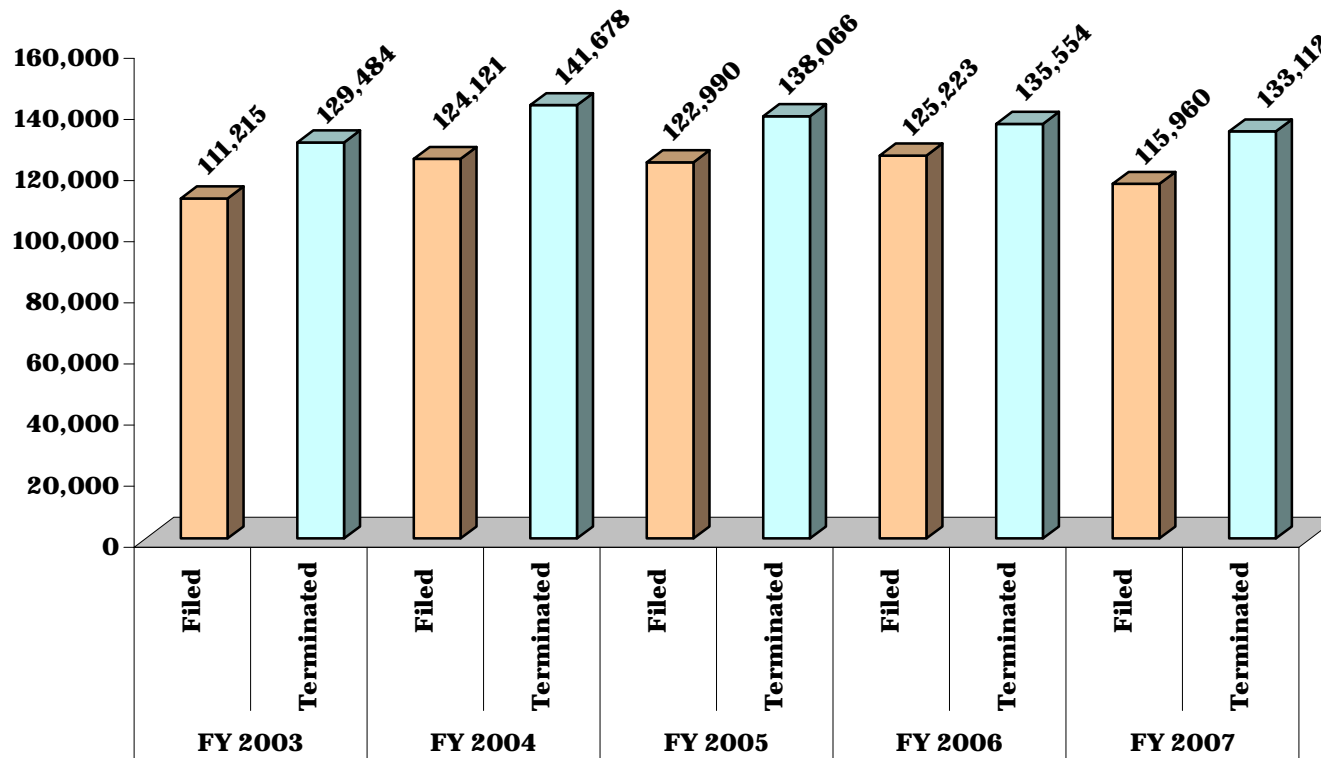
\*Traffic case counts include incidents issued under the Maryland Transportation Article; parking and red light incidents requests for trials; Department of Natural Resources cases; and Mass Transit Administration incidents. Prior to FY 2002, case counts included only citations issued under the Maryland Transportation Article.

**CHART DC-5.8  
DISTRICT COURT**

**DISTRICT 8 - Baltimore County**

**MOTOR VEHICLE CASES\* FILED AND TERMINATED (BY INCIDENT)**

**5 Year Comparative Data: Fiscal Years 2003 - 2007**



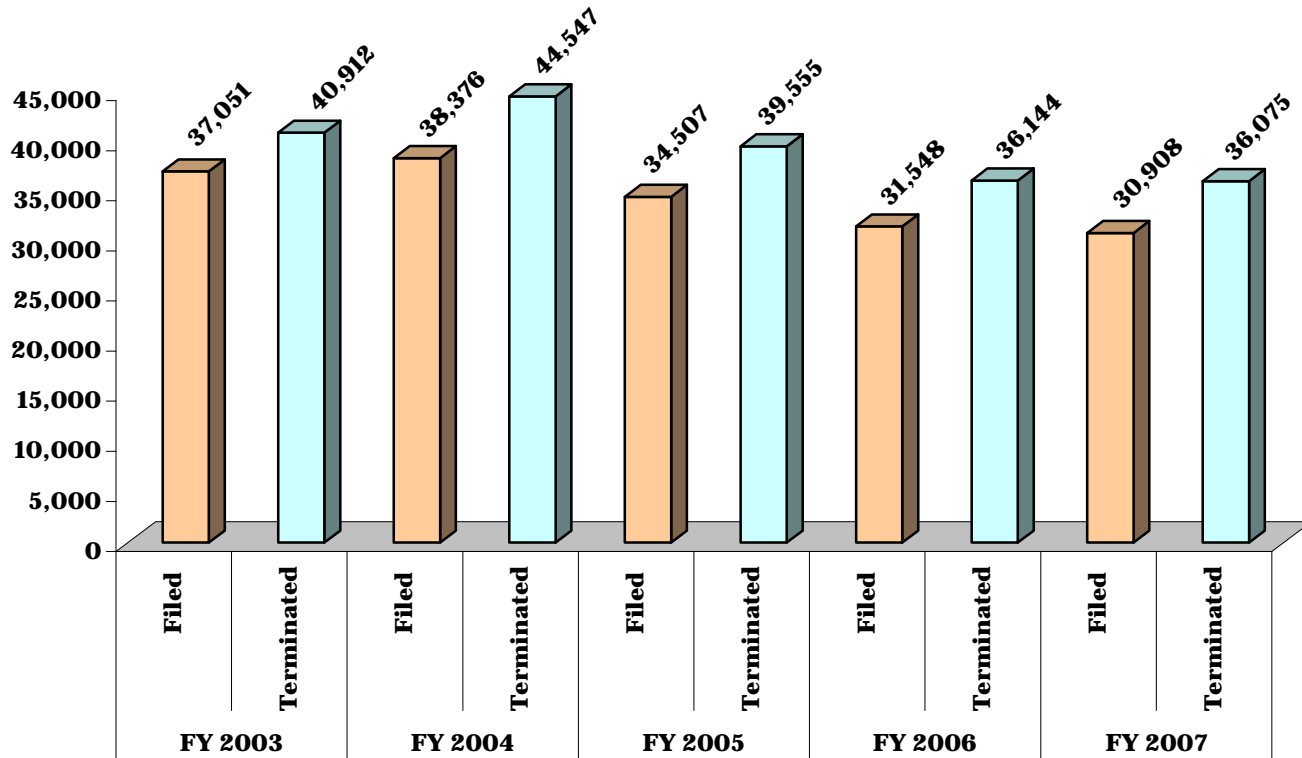
\*Traffic case counts include incidents issued under the Maryland Transportation Article; parking and red light incidents requests for trials; Department of Natural Resources cases; and Mass Transit Administration incidents. Prior to FY 2002, case counts included only citations issued under the Maryland Transportation Article.

**CHART DC-5.9  
DISTRICT COURT**

**DISTRICT 9 - Harford County**

**MOTOR VEHICLE CASES\* FILED AND TERMINATED (BY INCIDENT)**

**5 Year Comparative Data: Fiscal Years 2003 - 2007**



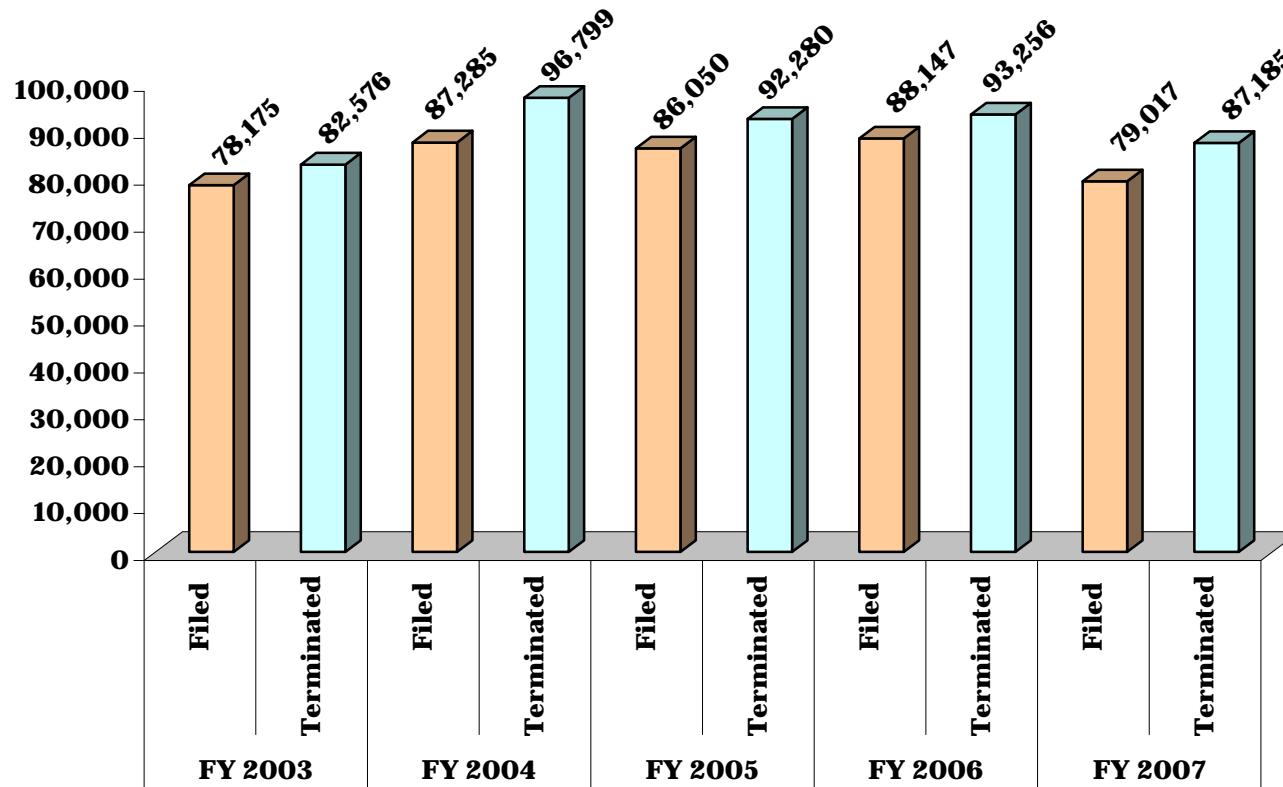
\*Traffic case counts include incidents issued under the Maryland Transportation Article; parking and red light incidents requests for trials; Department of Natural Resources cases; and Mass Transit Administration incidents. Prior to FY 2002, case counts included only citations issued under the Maryland Transportation Article.

**CHART DC-5.10  
DISTRICT COURT**

**DISTRICT 10 - Carroll and Howard Counties**

**MOTOR VEHICLE CASES\* FILED AND TERMINATED (BY INCIDENT)**

**5 Year Comparative Data: Fiscal Years 2003 - 2007**



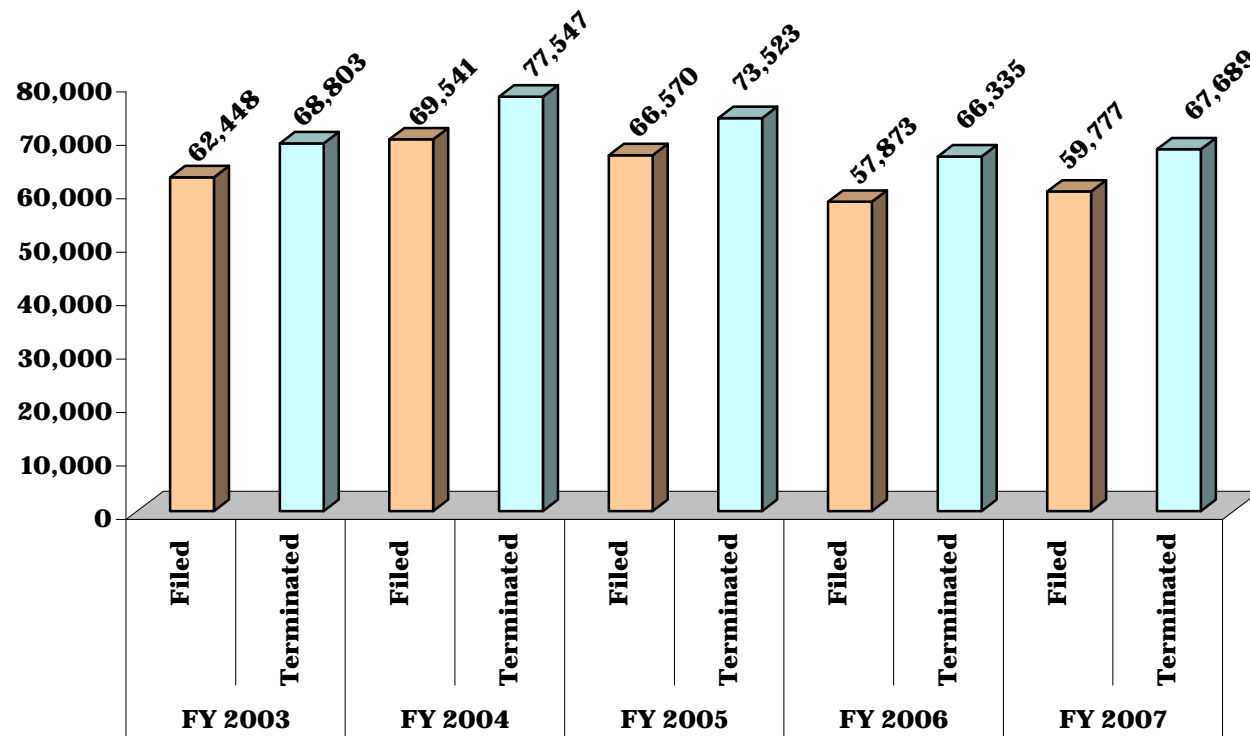
\*Traffic case counts include incidents issued under the Maryland Transportation Article; parking and red light incidents requests for trials; Department of Natural Resources cases; and Mass Transit Administration incidents. Prior to FY 2002, case counts included only citations issued under the Maryland Transportation Article.

**CHART DC-5.11  
DISTRICT COURT**

**DISTRICT 11 - Frederick and Washington Counties**

**MOTOR VEHICLE CASES\* FILED AND TERMINATED (BY INCIDENT)**

**5 Year Comparative Data: Fiscal Years 2003 - 2007**



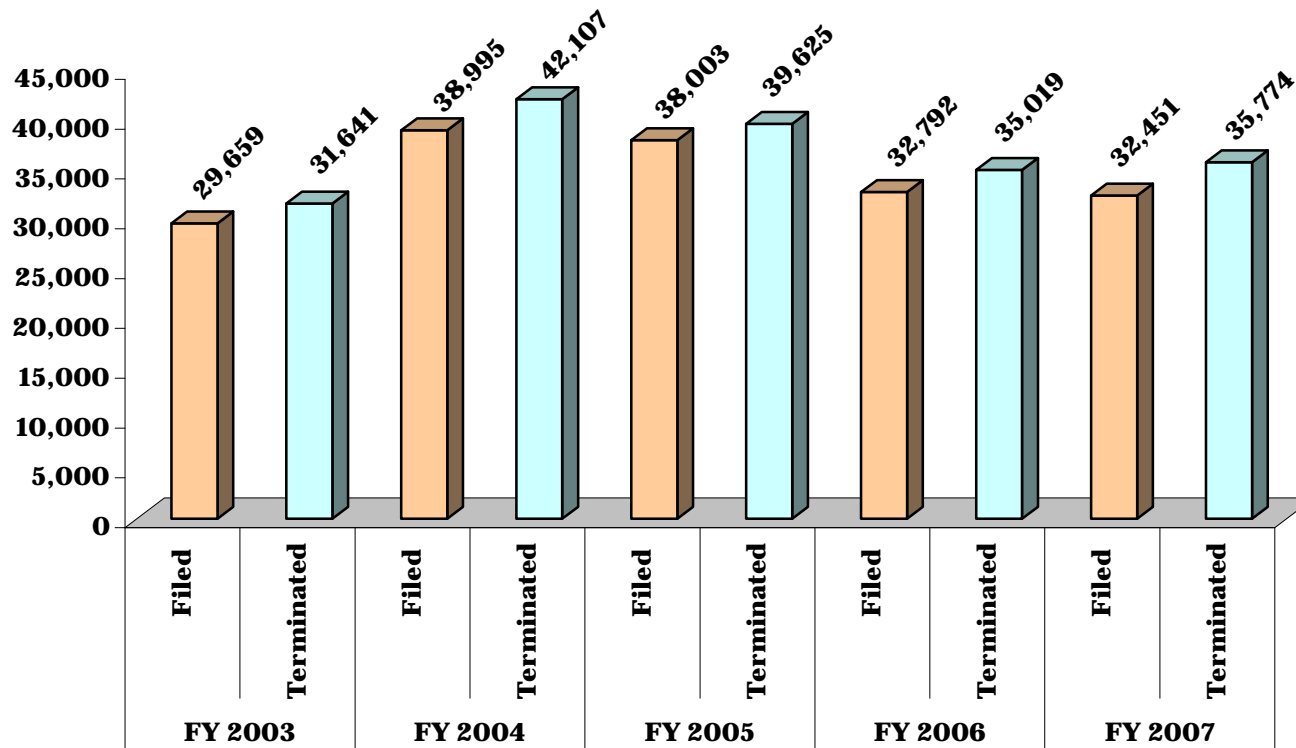
\*Traffic case counts include incidents issued under the Maryland Transportation Article; parking and red light incidents requests for trials; Department of Natural Resources cases; and Mass Transit Administration incidents. Prior to FY 2002, case counts included only citations issued under the Maryland Transportation Article.

**CHART DC-5.12  
DISTRICT COURT**

**DISTRICT 12 - Allegany and Garrett Counties**

**MOTOR VEHICLE CASES\* FILED AND TERMINATED (BY INCIDENT)**

**5 Year Comparative Data: Fiscal Years 2003 - 2007**

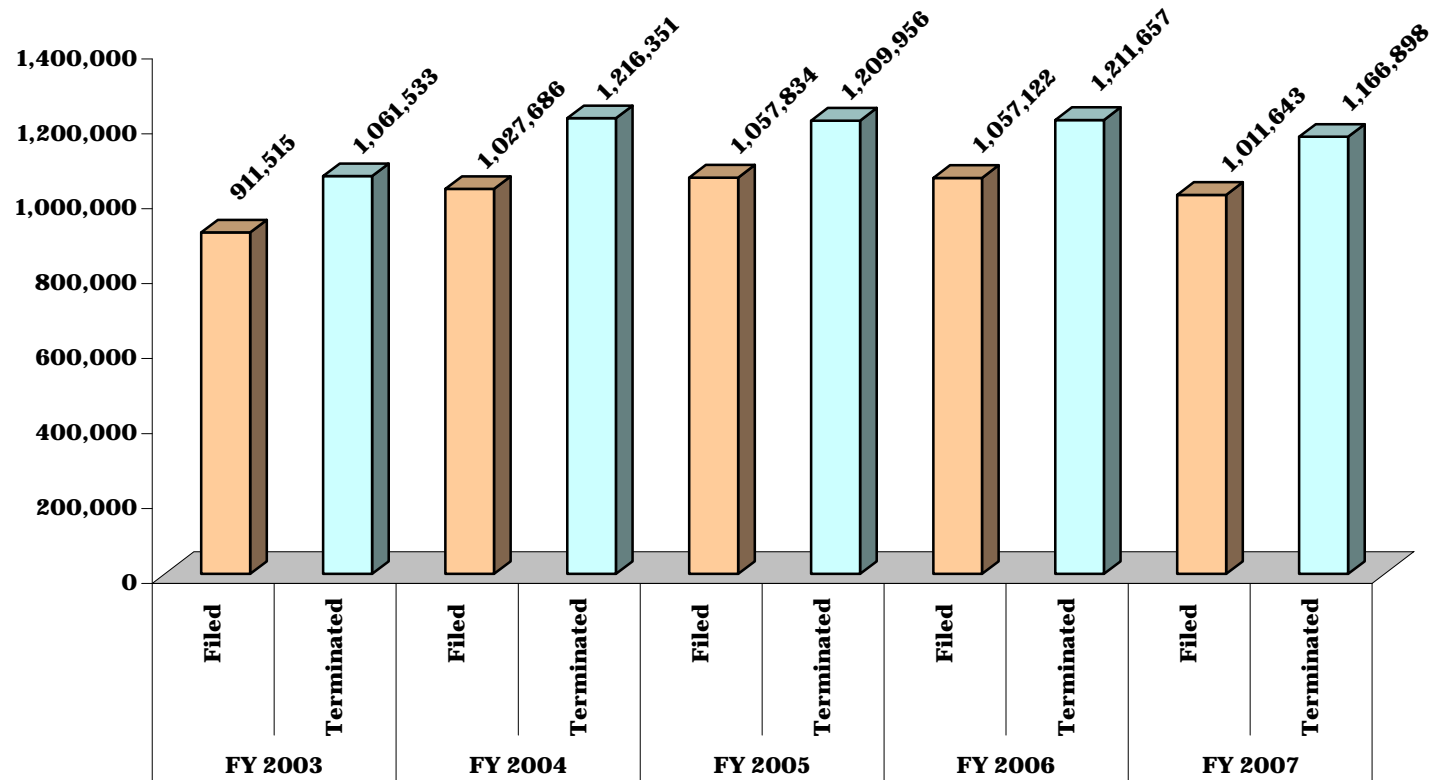


\*Traffic case counts include incidents issued under the Maryland Transportation Article; parking and red light incidents requests for trials; Department of Natural Resources cases; and Mass Transit Administration incidents. Prior to FY 2002, case counts included only citations issued under the Maryland Transportation Article.

**CHART DC-5.13  
DISTRICT COURT**

**STATE TOTAL:  
MOTOR VEHICLE CASES\* FILED AND TERMINATED (BY INCIDENT)**

**5 Year Comparative Data: Fiscal Years 2003 - 2007**



\*Traffic case counts include incidents issued under the Maryland Transportation Article; parking and red light incidents requests for trials; Department of Natural Resources cases; and Mass Transit Administration incidents. Prior to FY 2002, case counts included only citations issued under the Maryland Transportation Article.



**TABLE DC-6.1  
DISTRICT COURT**

**CRIMINAL CASES FILED AND TERMINATED**

**5 Year Comparative Data: Fiscal Years 2003 - 2007**

	FY 2003		FY 2004		FY 2005		FY 2006		FY 2007	
	Filed	Terminated	Filed	Terminated	Filed	Terminated	Filed	Terminated	Filed	Terminated
<b>District 1</b>	<b>75,117</b>	<b>73,657</b>	<b>93,677</b>	<b>98,494</b>	<b>84,255</b>	<b>88,777</b>	<b>78,605</b>	<b>84,761</b>	<b>69,465</b>	<b>80,714</b>
Baltimore City	75,117	73,657	93,677	98,494	84,255	88,777	78,605	84,761	69,465	80,714
<b>District 2</b>	<b>11,633</b>	<b>11,615</b>	<b>11,942</b>	<b>12,021</b>	<b>11,568</b>	<b>11,624</b>	<b>11,479</b>	<b>12,494</b>	<b>12,025</b>	<b>12,179</b>
Dorchester	1,354	1,494	1,482	1,505	1,689	1,682	1,530	1,735	1,797	1,899
Somerset	1,048	991	1,050	982	1,097	977	1,127	1,107	1,349	1,237
Wicomico	3,321	3,405	3,344	3,478	3,334	3,399	3,531	3,812	3,880	4,131
Worcester	5,910	5,725	6,066	6,056	5,448	5,566	5,291	5,840	4,999	4,912
<b>District 3</b>	<b>7,665</b>	<b>8,180</b>	<b>7,863</b>	<b>8,234</b>	<b>7,350</b>	<b>7,921</b>	<b>7,961</b>	<b>8,250</b>	<b>8,607</b>	<b>8,937</b>
Caroline	1,239	1,408	1,071	1,266	1,027	1,023	1,225	1,292	1,219	1,266
Cecil	3,215	3,190	3,367	3,394	3,059	3,167	3,344	3,172	3,844	3,594
Kent	728	692	706	732	686	709	659	764	660	758
Queen Anne's	1,191	1,427	1,384	1,451	1,175	1,421	1,234	1,429	1,479	1,676
Talbot	1,292	1,463	1,335	1,391	1,403	1,601	1,499	1,593	1,405	1,643

	FY 2003		FY 2004		FY 2005		FY 2006		FY 2007	
	Filed	Terminated	Filed	Terminated	Filed	Terminated	Filed	Terminated	Filed	Terminated
<b>District 4</b>	<b>9,485</b>	<b>9,825</b>	<b>9,687</b>	<b>10,051</b>	<b>10,298</b>	<b>10,268</b>	<b>10,624</b>	<b>11,856</b>	<b>11,122</b>	<b>12,050</b>
Calvert	2,360	2,497	2,492	2,537	2,649	2,588	2,728	3,262	2,720	3,142
Charles	4,316	4,491	4,296	4,521	4,367	4,541	4,673	5,039	5,042	5,432
St. Mary's	2,809	2,837	2,899	2,993	3,282	3,139	3,223	3,555	3,360	3,476
<b>District 5</b>	<b>20,189</b>	<b>21,604</b>	<b>19,590</b>	<b>19,504</b>	<b>20,606</b>	<b>19,753</b>	<b>21,134</b>	<b>21,355</b>	<b>21,781</b>	<b>25,019</b>
Prince George's	20,189	21,604	19,590	19,504	20,606	19,753	21,134	21,355	21,781	25,019
<b>District 6</b>	<b>12,446</b>	<b>14,760</b>	<b>13,755</b>	<b>14,112</b>	<b>14,228</b>	<b>15,621</b>	<b>16,626</b>	<b>17,653</b>	<b>16,548</b>	<b>19,260</b>
Montgomery	12,446	14,760	13,755	14,112	14,228	15,621	16,626	17,653	16,548	19,260

**CRIMINAL CASES FILED AND TERMINATED, page 2**

	FY 2003		FY 2004		FY 2005		FY 2006		FY 2007	
	Filed	Terminated	Filed	Terminated	Filed	Terminated	Filed	Terminated	Filed	Terminated
<b>District 7</b>	<b>13,634</b>	<b>13,008</b>	<b>13,738</b>	<b>12,988</b>	<b>14,007</b>	<b>13,211</b>	<b>13,595</b>	<b>13,621</b>	<b>12,911</b>	<b>14,127</b>
Anne Arundel	13,634	13,008	13,738	12,988	14,007	13,211	13,595	13,621	12,911	14,127
<b>District 8</b>	<b>18,565</b>	<b>19,194</b>	<b>18,634</b>	<b>18,755</b>	<b>17,745</b>	<b>19,990</b>	<b>18,277</b>	<b>21,826</b>	<b>18,659</b>	<b>21,264</b>
Baltimore	18,565	19,194	18,634	18,755	17,745	19,990	18,277	21,826	18,659	21,264
<b>District 9</b>	<b>4,761</b>	<b>5,139</b>	<b>4,788</b>	<b>5,067</b>	<b>5,114</b>	<b>5,569</b>	<b>5,244</b>	<b>6,329</b>	<b>5,497</b>	<b>6,541</b>
Harford	4,761	5,139	4,788	5,067	5,114	5,569	5,244	6,329	5,497	6,541

	FY 2003		FY 2004		FY 2005		FY 2006		FY 2007	
	Filed	Terminated	Filed	Terminated	Filed	Terminated	Filed	Terminated	Filed	Terminated
<b>District 10</b>	<b>7,523</b>	<b>8,588</b>	<b>7,155</b>	<b>8,565</b>	<b>6,751</b>	<b>7,414</b>	<b>7,045</b>	<b>7,986</b>	<b>7,163</b>	<b>8,153</b>
Carroll	3,540	3,930	3,199	3,778	2,956	3,357	3,006	3,373	3,037	3,381
Howard	3,983	4,658	3,956	4,787	3,795	4,057	4,039	4,613	4,126	4,772
<b>District 11</b>	<b>8,361</b>	<b>8,543</b>	<b>8,826</b>	<b>8,883</b>	<b>8,758</b>	<b>9,061</b>	<b>8,699</b>	<b>9,192</b>	<b>8,789</b>	<b>9,072</b>
Frederick	3,890	4,071	3,927	3,958	3,867	3,967	3,864	4,211	4,058	4,283
Washington	4,471	4,472	4,899	4,925	4,891	5,094	4,835	4,981	4,731	4,789
<b>District 12</b>	<b>4,567</b>	<b>4,719</b>	<b>4,666</b>	<b>4,928</b>	<b>4,473</b>	<b>4,749</b>	<b>4,867</b>	<b>5,147</b>	<b>4,735</b>	<b>5,532</b>
Allegany	3,343	3,495	3,481	3,529	3,281	3,461	3,617	3,668	3,471	3,997
Garrett	1,224	1,224	1,185	1,399	1,192	1,288	1,250	1,479	1,264	1,535

	FY 2003		FY 2004		FY 2005		FY 2006		FY 2007	
	Filed	Terminated	Filed	Terminated	Filed	Terminated	Filed	Terminated	Filed	Terminated
<b>State Totals</b>	<b>193,946</b>	<b>198,832</b>	<b>214,321</b>	<b>221,602</b>	<b>205,153</b>	<b>213,958</b>	<b>204,156</b>	<b>220,470</b>	<b>197,302</b>	<b>222,848</b>

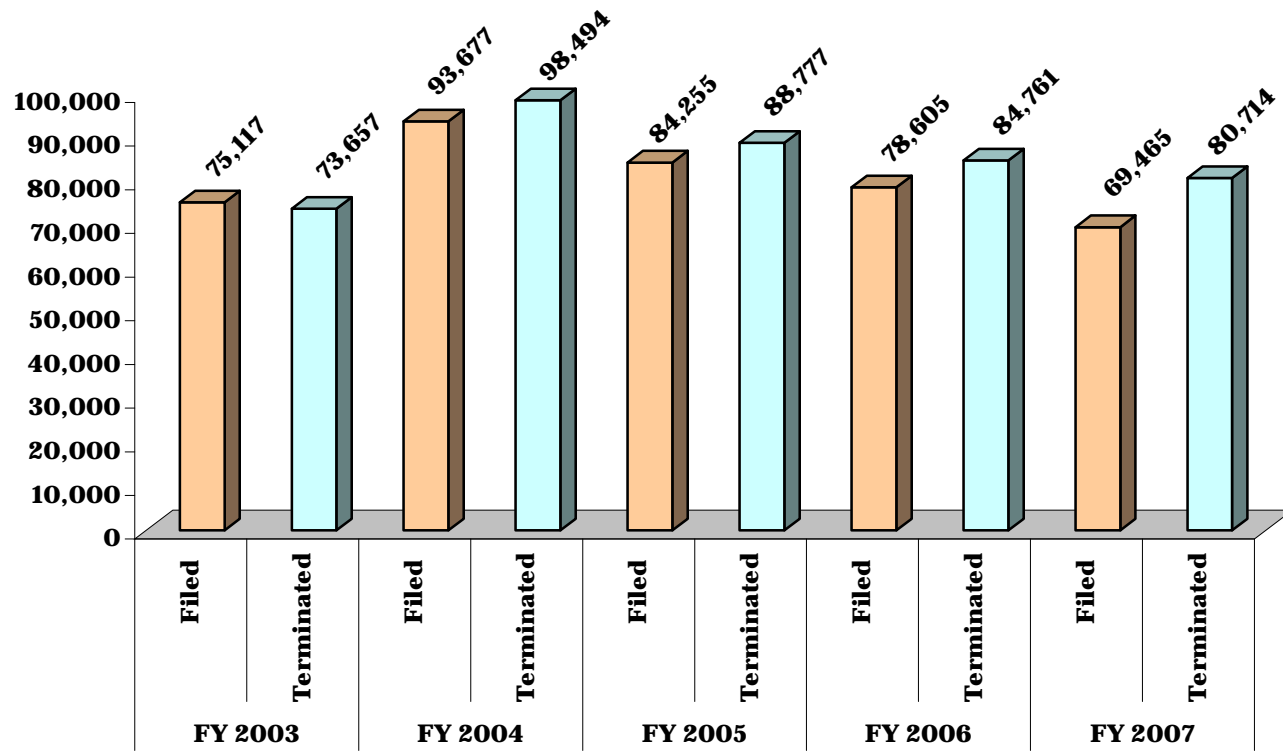
Note: The number of fugitive warrant cases was included in the case counts.

**CHART DC-6.1.1  
DISTRICT COURT**

**DISTRICT 1 - Baltimore City**

**CRIMINAL CASES FILED AND TERMINATED**

**5 Year Comparative Data: Fiscal Years 2003 - 2007**



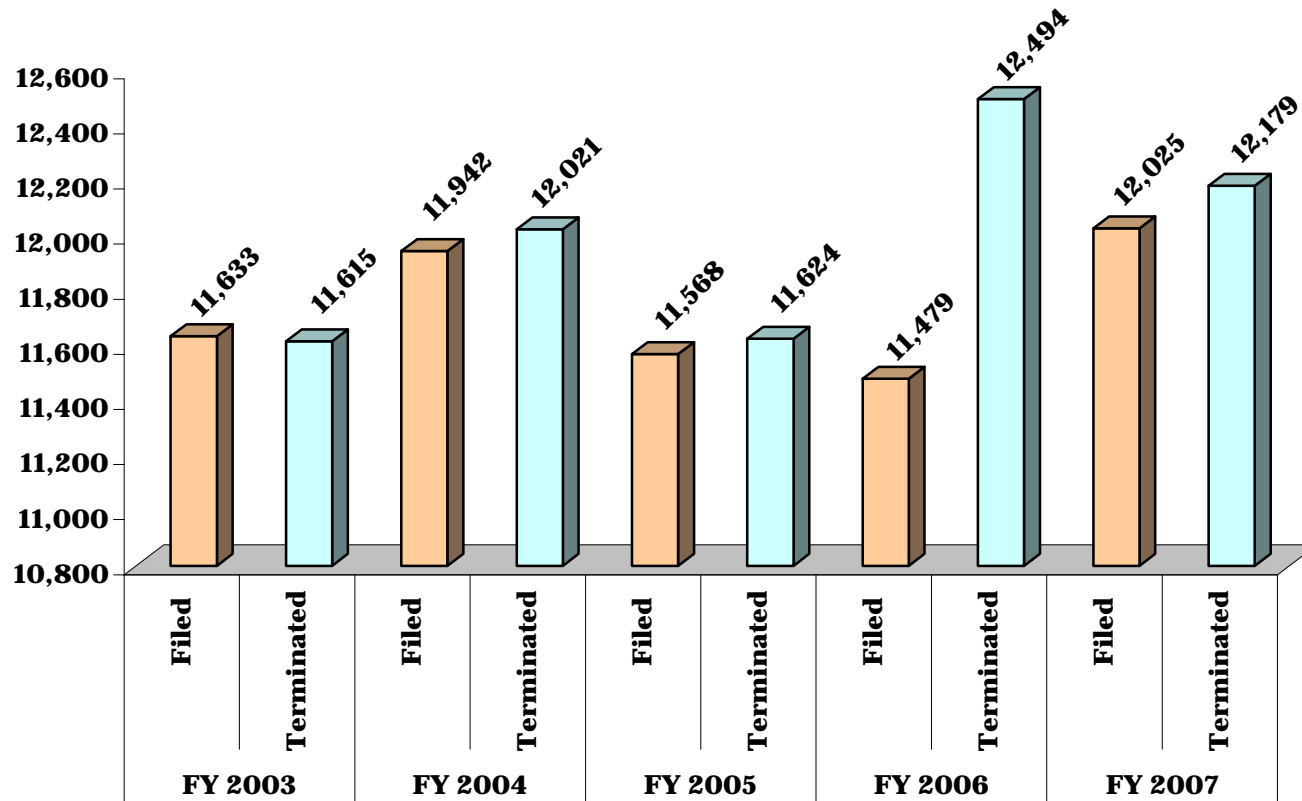
Note: The number of fugitive warrant cases was included in the case counts.

**CHART DC-6.1.2  
DISTRICT COURT**

**DISTRICT 2 - Dorchester, Somerset, Wicomico and Worcester Counties**

**CRIMINAL CASES FILED AND TERMINATED**

**5 Year Comparative Data: Fiscal Years 2003 - 2007**



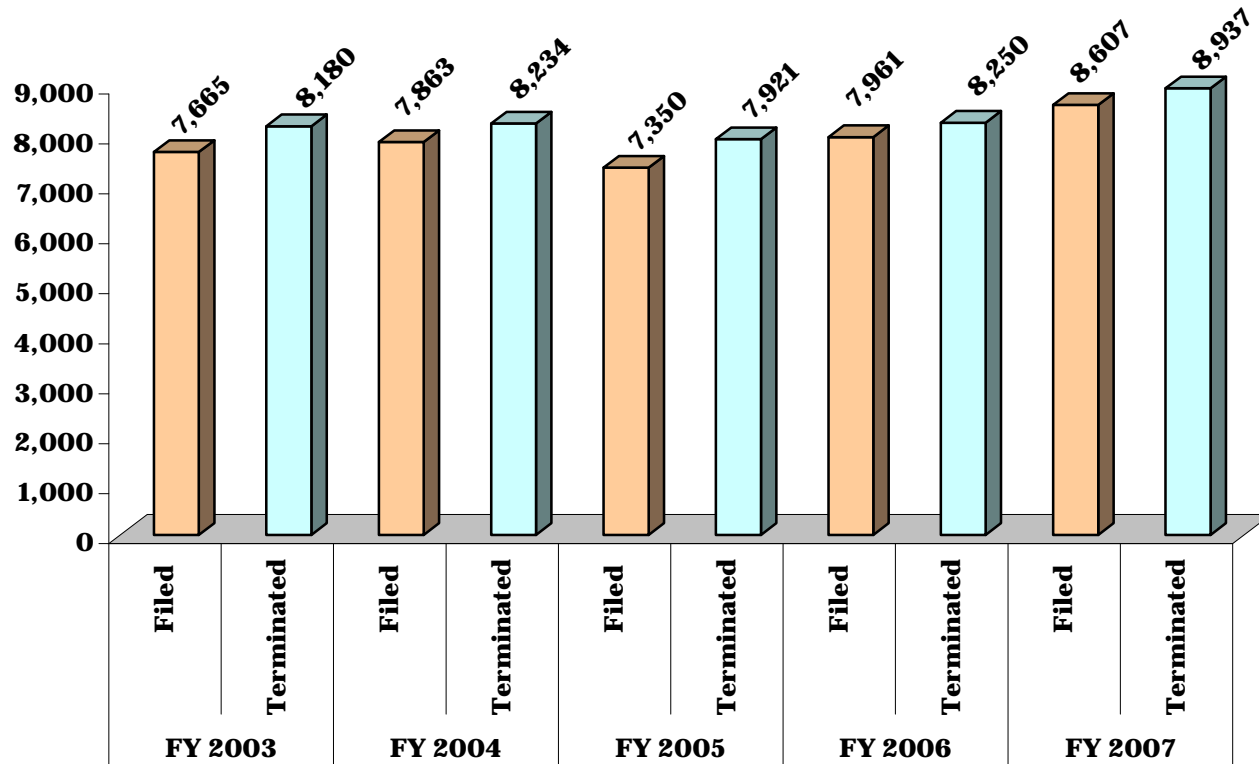
Note: The number of fugitive warrant cases was included in the case counts.

**CHART DC-6.1.3  
DISTRICT COURT**

**DISTRICT 3 - Caroline, Cecil, Kent, Queen Anne's and Talbot Counties**

**CRIMINAL CASES FILED AND TERMINATED**

**5 Year Comparative Data: Fiscal Years 2003 - 2007**



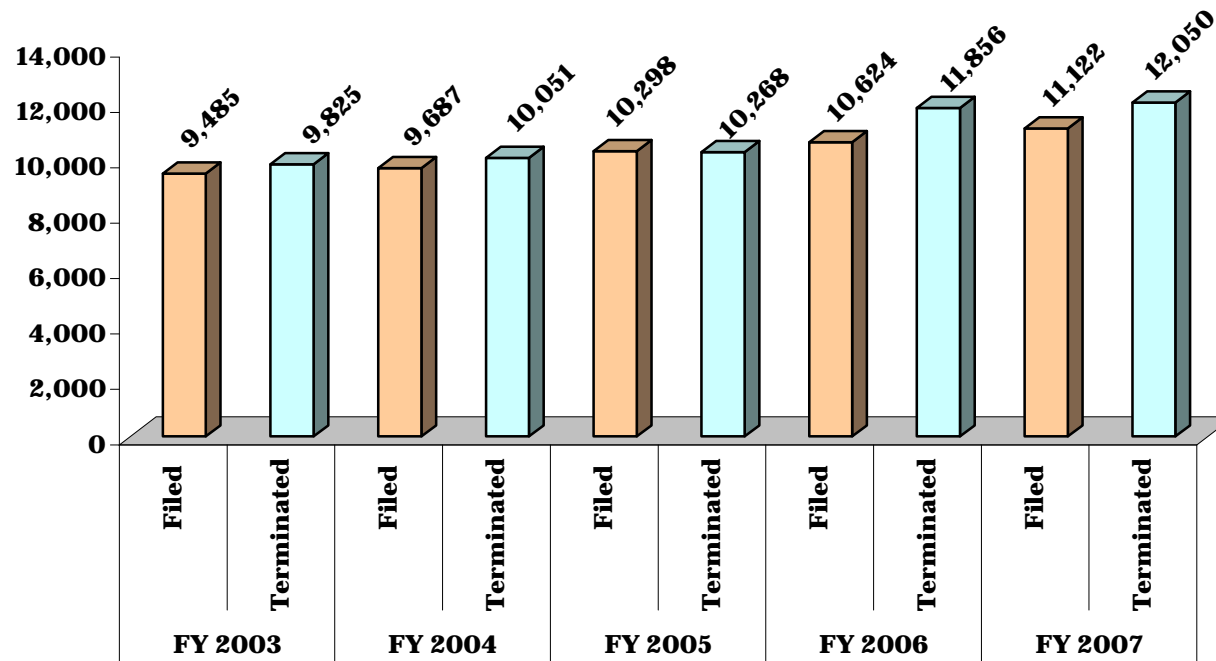
Note: The number of fugitive warrant cases was included in the case counts.

**CHART DC-6.1.4  
DISTRICT COURT**

**DISTRICT 4 - Calvert, Charles and St. Mary's Counties**

**CRIMINAL CASES FILED AND TERMINATED**

**5 Year Comparative Data: Fiscal Years 2003 - 2007**



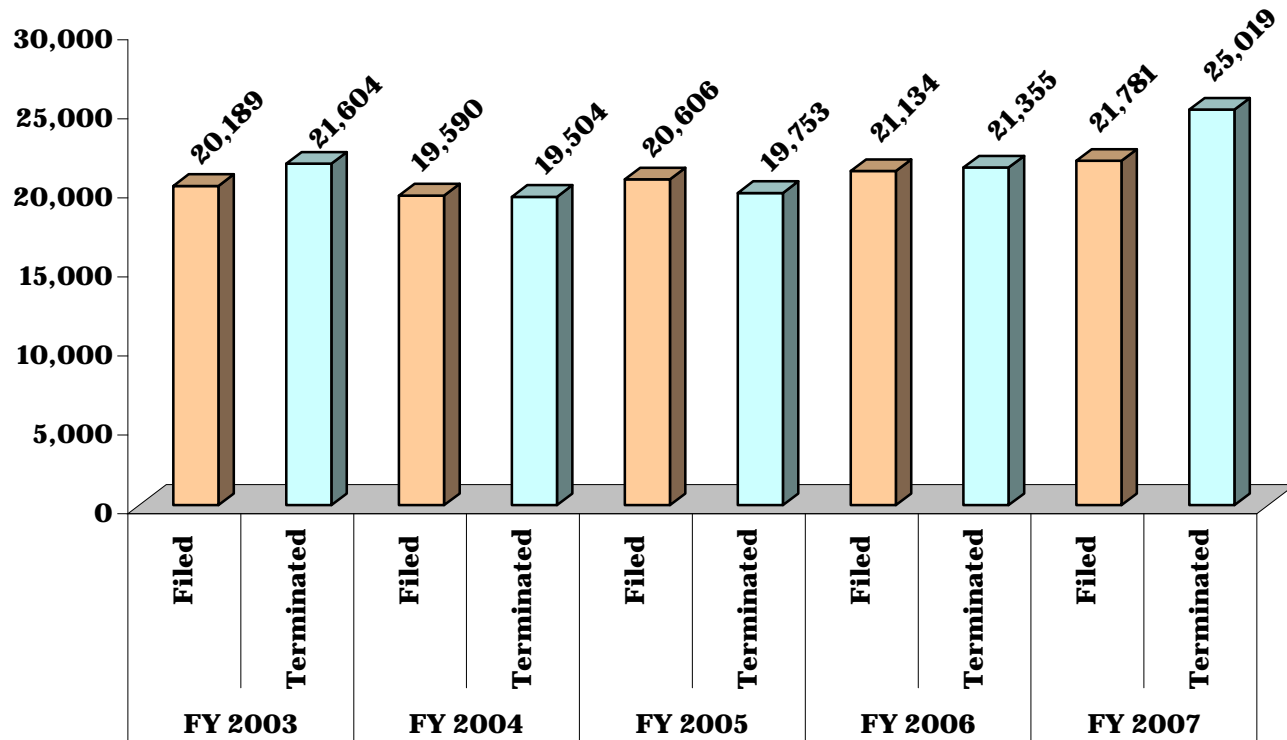
Note: The number of fugitive warrant cases was included in the case counts.

**CHART DC-6.1.5  
DISTRICT COURT**

**DISTRICT 5 - Prince George's County**

**CRIMINAL CASES FILED AND TERMINATED**

**5 Year Comparative Data: Fiscal Years 2003 - 2007**



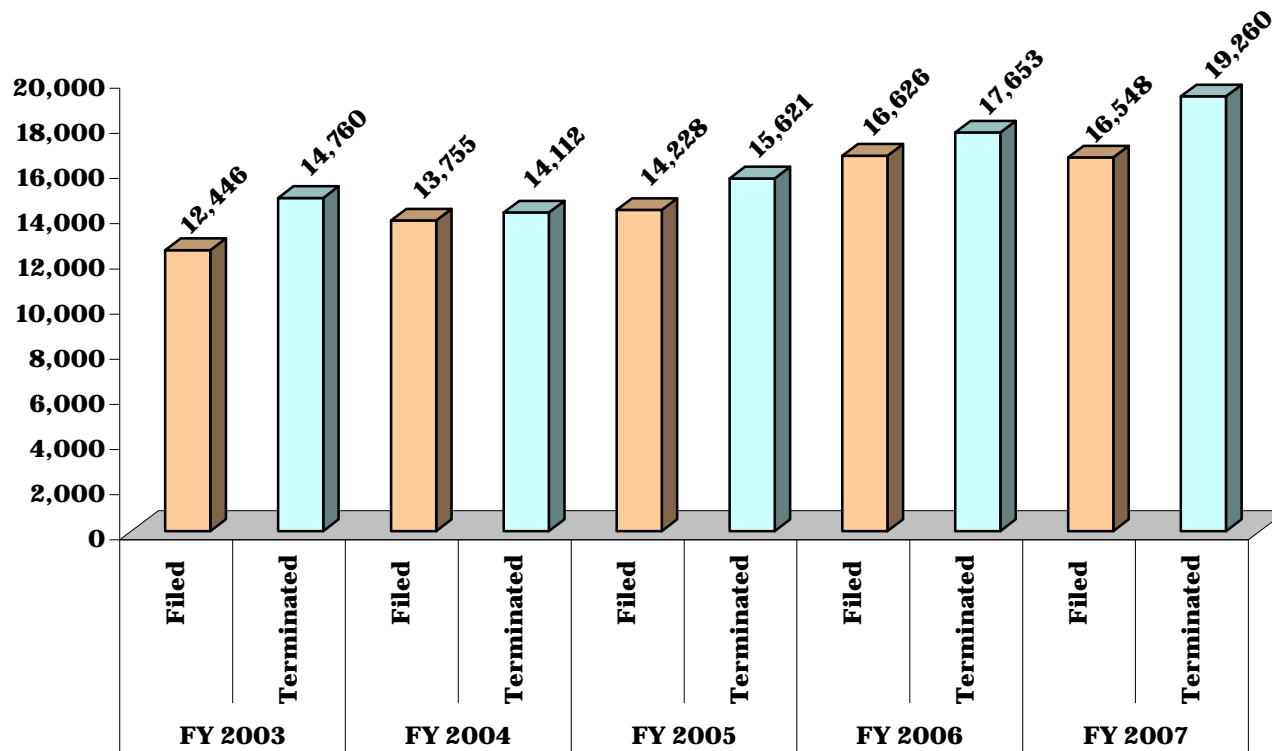
Note: The number of fugitive warrant cases was included in the case counts.

**CHART DC-6.1.6  
DISTRICT COURT**

**DISTRICT 6 - Montgomery County**

**CRIMINAL CASES FILED AND TERMINATED**

**5 Year Comparative Data: Fiscal Years 2003 - 2007**



Note: The number of fugitive warrant cases was included in the case counts.

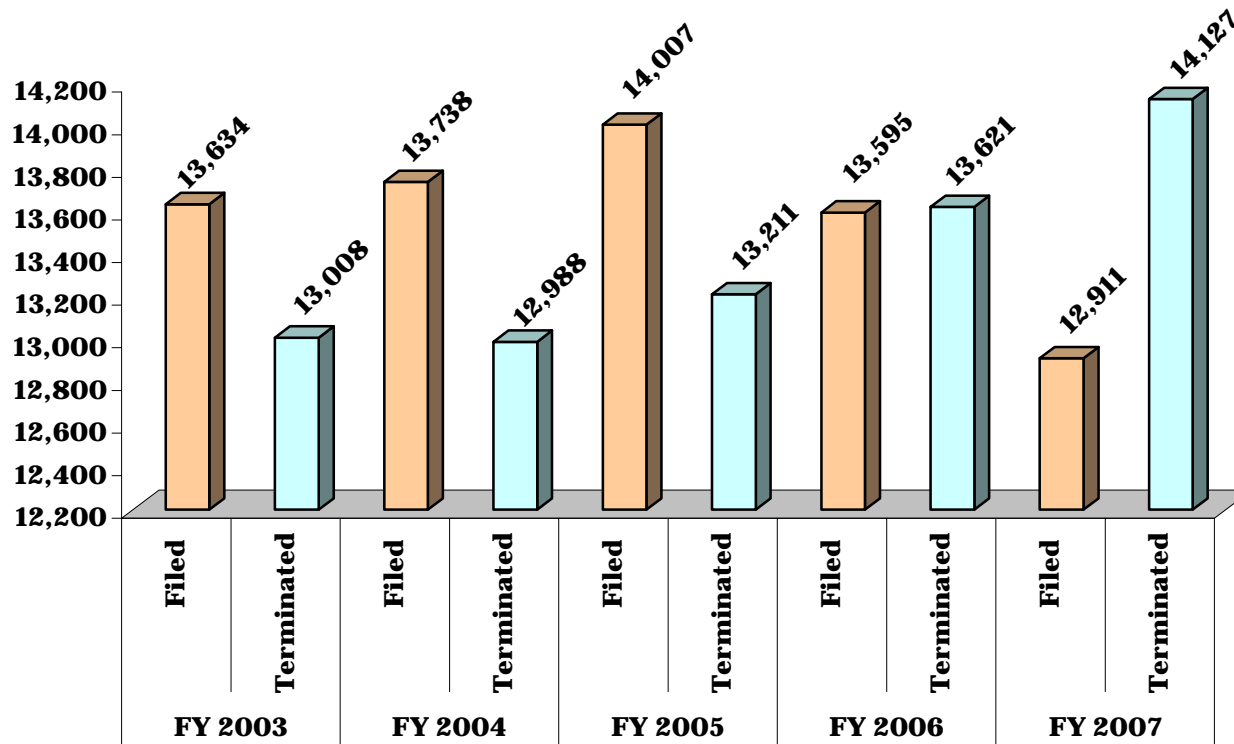


**CHART DC-6.1.7  
DISTRICT COURT**

**DISTRICT 7 - Anne Arundel County**

**CRIMINAL CASES FILED AND TERMINATED**

**5 Year Comparative Data: Fiscal Years 2003 - 2007**



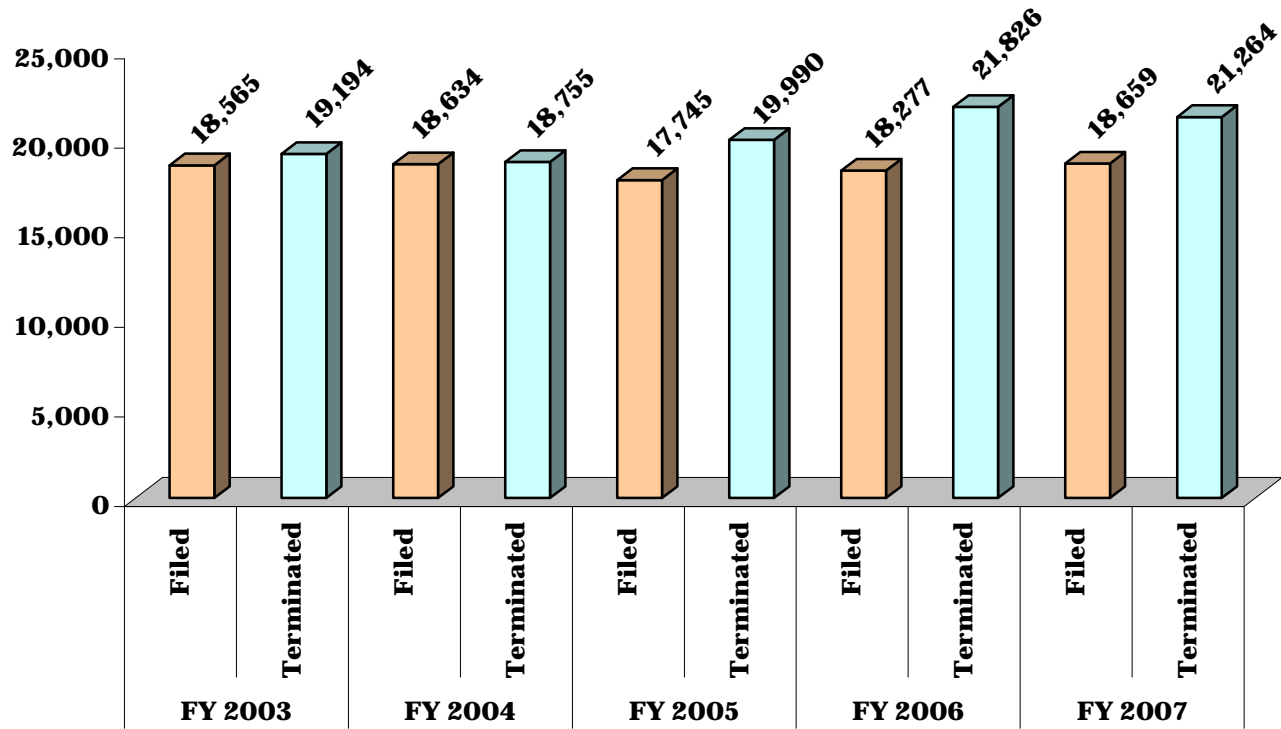
Note: The number of fugitive warrant cases was included in the case counts.

**CHART DC-6.1.8  
DISTRICT COURT**

**DISTRICT 8 - Baltimore County**

**CRIMINAL CASES FILED AND TERMINATED**

**5 Year Comparative Data: Fiscal Years 2003 - 2007**



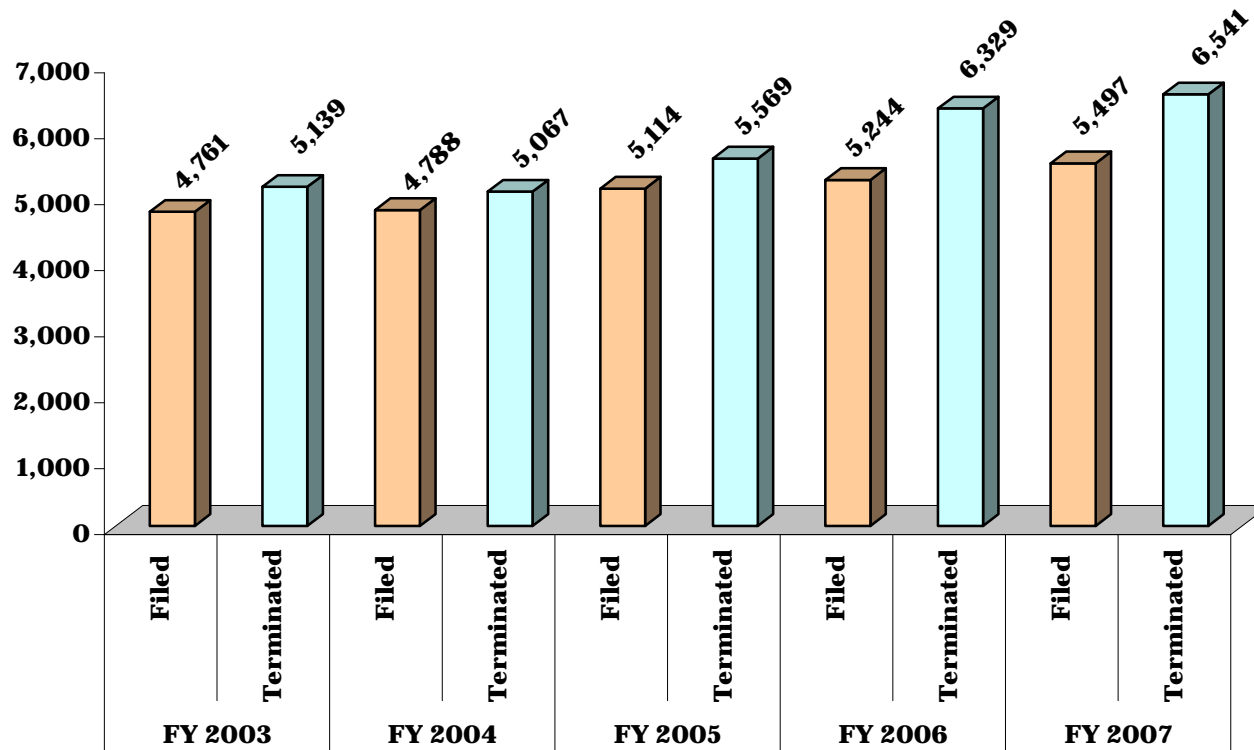
Note: The number of fugitive warrant cases was included in the case counts.

**CHART DC-6.1.9  
DISTRICT COURT**

**DISTRICT 9 - Harford County**

**CRIMINAL CASES FILED AND TERMINATED**

**5 Year Comparative Data: Fiscal Years 2003 - 2007**



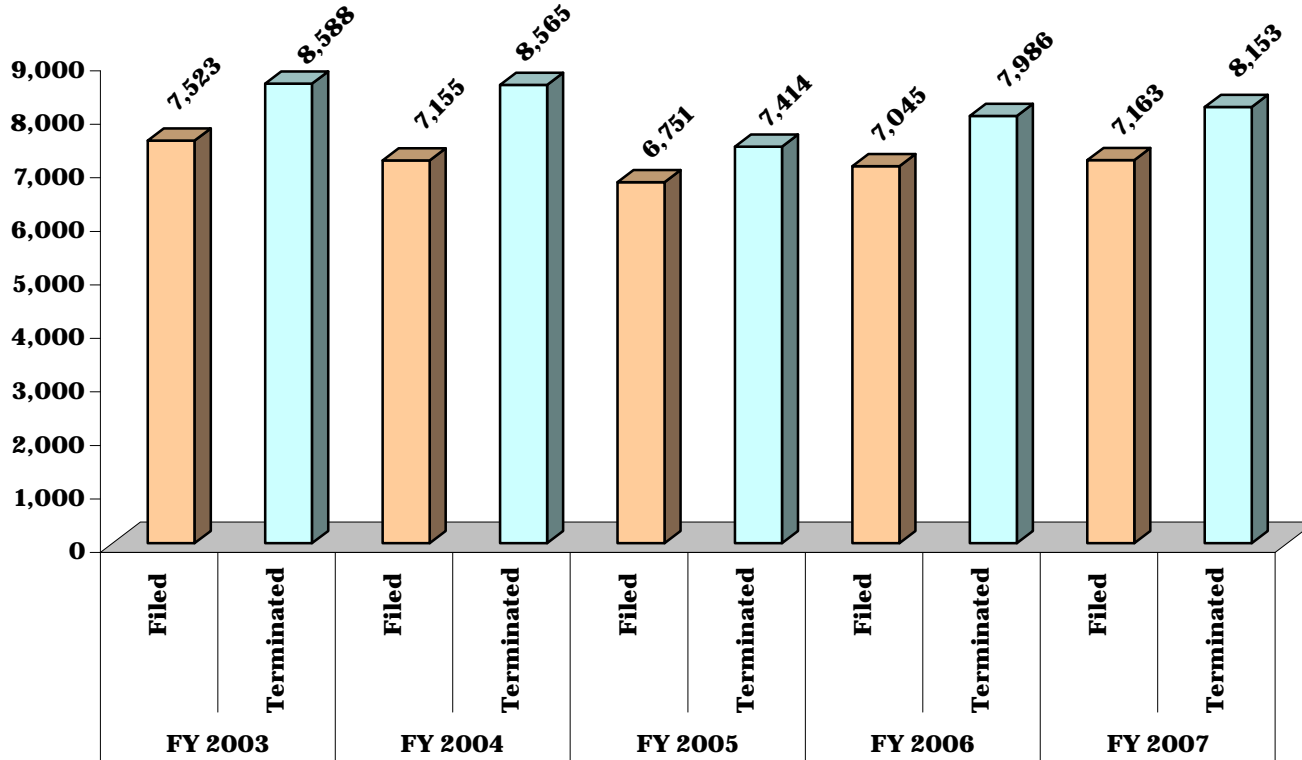
Note: The number of fugitive warrant cases was included in the case counts.

**CHART DC-6.1.10  
DISTRICT COURT**

**DISTRICT 10 - Carroll and Howard Counties**

**CRIMINAL CASES FILED AND TERMINATED**

**5 Year Comparative Data: Fiscal Years 2003 - 2007**



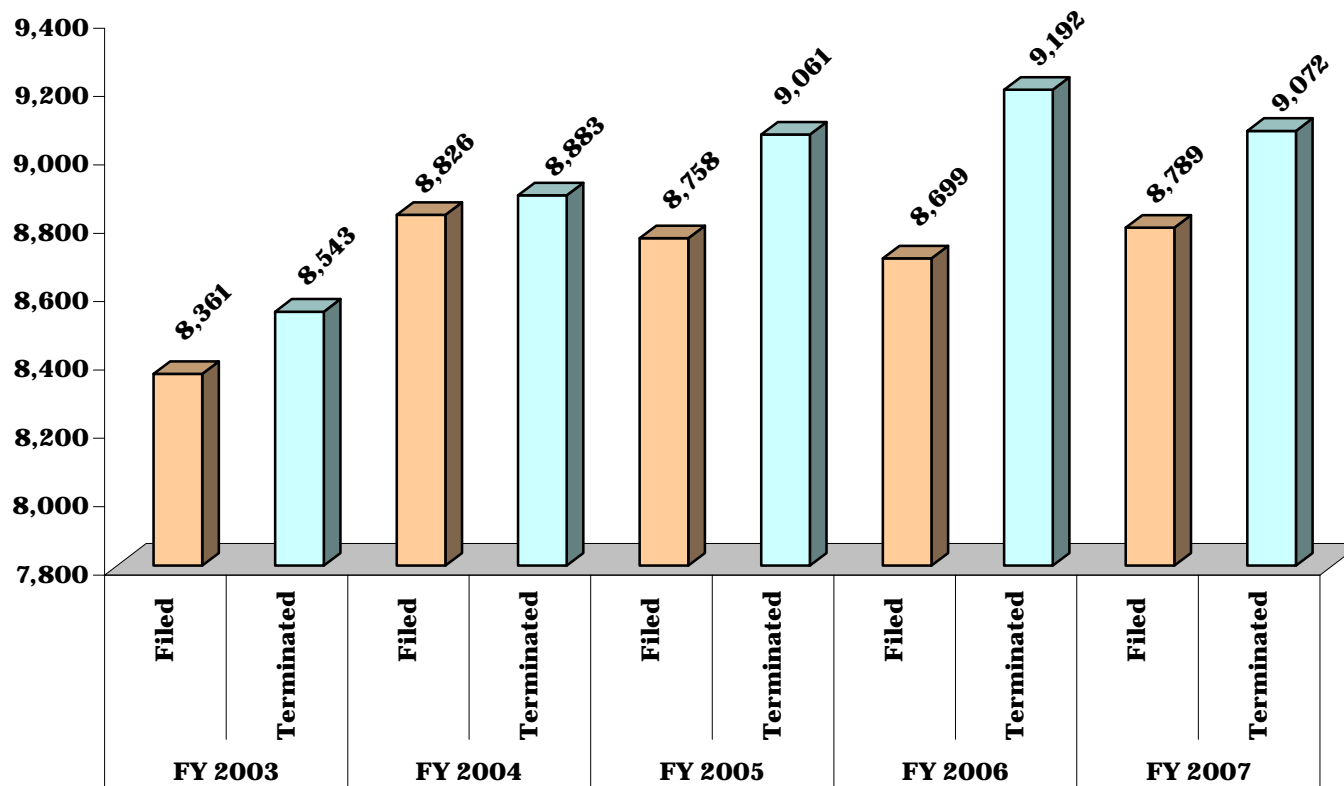
Note: The number of fugitive warrant cases was included in the case counts.

**CHART DC-6.1.11  
DISTRICT COURT**

**DISTRICT 11 - Frederick and Washington Counties**

**CRIMINAL CASES FILED AND TERMINATED**

**5 Year Comparative Data: Fiscal Years 2003 - 2007**



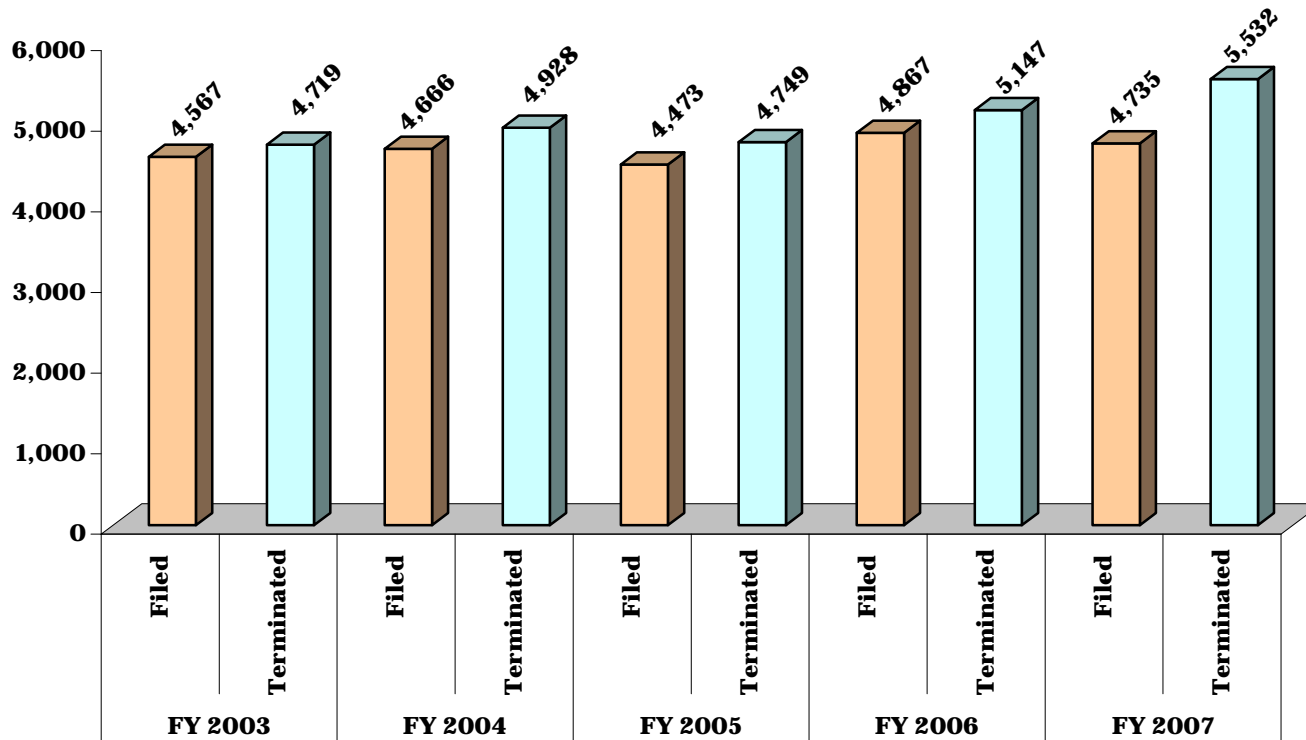
Note: The number of fugitive warrant cases was included in the case counts.

**CHART DC-6.1.12  
DISTRICT COURT**

**DISTRICT 12 - Allegany and Garrett Counties**

**CRIMINAL CASES FILED AND TERMINATED**

**5 Year Comparative Data: Fiscal Years 2003 - 2007**

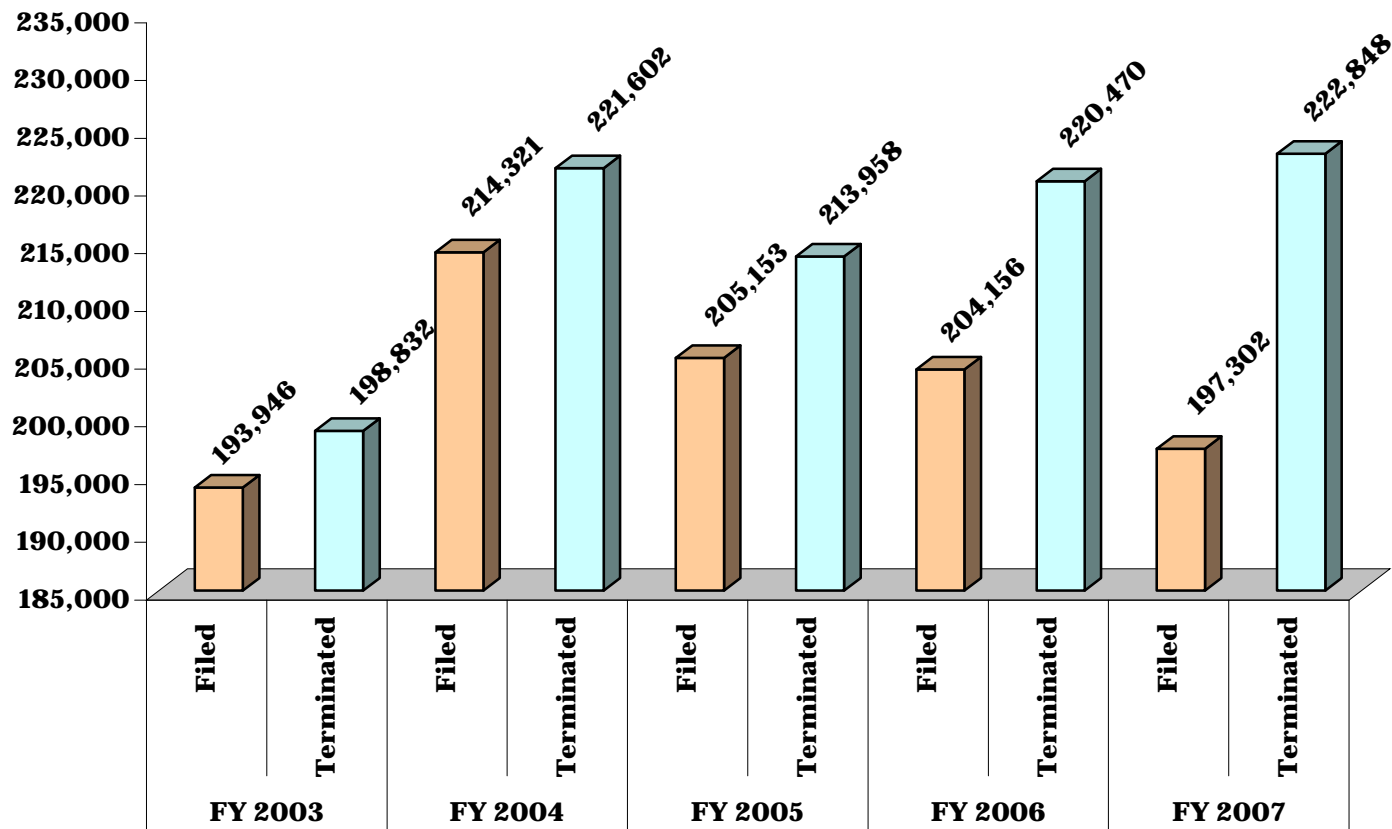


Note: The number of fugitive warrant cases was included in the case counts.

**CHART DC-6.1.13  
DISTRICT COURT**

**STATE TOTAL:  
CRIMINAL CASES FILED AND TERMINATED**

**5 Year Comparative Data: Fiscal Years 2003 - 2007**



Note: The number of fugitive warrant cases was included in the case counts.

**TABLE DC-6.2  
DISTRICT COURT**

**CRIMINAL CASES: MANNER OF DISPOSITION**

**Fiscal Year 2007**

	<b>Guilty</b>	<b>Not Guilty</b>	<b>Probation Before Judgment</b>	<b>Forwarded to Circuit Court</b>	<b>Jury Trial Prayer</b>	<b>Nolle Prosequi</b>	<b>Stet</b>	<b>Dismissed</b>	<b>Other</b>	<b>Total</b>
<b>District 1</b>	<b>16,756</b>	<b>1,114</b>	<b>4,030</b>	<b>6,857</b>	<b>7,388</b>	<b>37,358</b>	<b>6,550</b>	<b>575</b>	<b>86</b>	<b>80,714</b>
Baltimore City	16,756	1,114	4,030	6,857	7,388	37,358	6,550	575	86	80,714
<b>District 2</b>	<b>3,118</b>	<b>675</b>	<b>1,571</b>	<b>1,106</b>	<b>724</b>	<b>3,585</b>	<b>1,231</b>	<b>165</b>	<b>4</b>	<b>12,179</b>
Dorchester	597	196	173	142	106	560	118	7	0	1,899
Somerset	324	126	198	153	90	224	120	0	2	1,237
Wicomico	1,082	209	334	526	309	965	656	48	2	4,131
Worcester	1,115	144	866	285	219	1,836	337	110	0	4,912
<b>District 3</b>	<b>2,384</b>	<b>443</b>	<b>627</b>	<b>725</b>	<b>1,092</b>	<b>2,432</b>	<b>1,163</b>	<b>33</b>	<b>38</b>	<b>8,937</b>
Caroline	290	65	64	72	152	452	164	7	0	1,266
Cecil	735	101	141	315	588	935	771	6	2	3,594
Kent	189	24	52	67	128	169	100	3	26	758
Queen Anne's	616	83	137	97	159	485	92	2	5	1,676
Talbot	554	170	233	174	65	391	36	15	5	1,643
<b>District 4</b>	<b>3,680</b>	<b>586</b>	<b>1,129</b>	<b>893</b>	<b>338</b>	<b>2,881</b>	<b>2,332</b>	<b>103</b>	<b>108</b>	<b>12,050</b>
Calvert	1,045	196	188	136	70	890	592	18	7	3,142
Charles	1,516	216	698	592	92	1,152	1,145	2	19	5,432
St. Mary's	1,119	174	243	165	176	839	595	83	82	3,476
<b>District 5</b>	<b>1,429</b>	<b>694</b>	<b>686</b>	<b>2,801</b>	<b>2,453</b>	<b>16,019</b>	<b>756</b>	<b>155</b>	<b>26</b>	<b>25,019</b>
Prince George's	1,429	694	686	2,801	2,453	16,019	756	155	26	25,019
<b>District 6</b>	<b>5,528</b>	<b>284</b>	<b>1,203</b>	<b>1,356</b>	<b>121</b>	<b>8,962</b>	<b>1,723</b>	<b>38</b>	<b>45</b>	<b>19,260</b>
Montgomery	5,528	284	1,203	1,356	121	8,962	1,723	38	45	19,260



**CRIMINAL CASES: MANNER OF DISPOSITION, page 2**

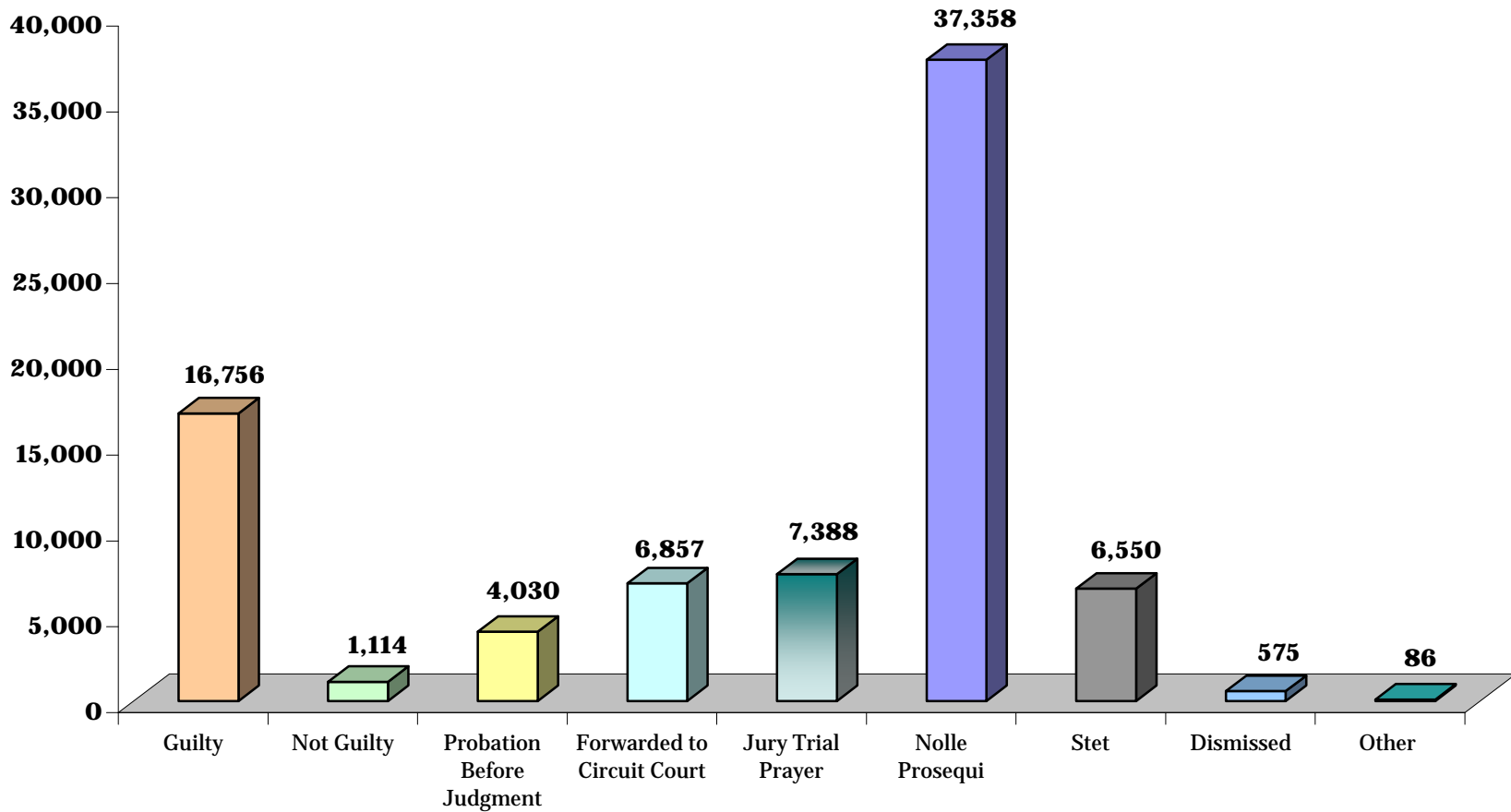
	<b>Guilty</b>	<b>Not Guilty</b>	<b>Probation Before Judgment</b>	<b>Forwarded to Circuit Court</b>	<b>Jury Trial Prayer</b>	<b>Nolle Prosequi</b>	<b>Stet</b>	<b>Dismissed</b>	<b>Other</b>	<b>Total</b>
<b>District 7</b>	<b>3,665</b>	<b>585</b>	<b>1,904</b>	<b>1,476</b>	<b>386</b>	<b>3,499</b>	<b>2,525</b>	<b>23</b>	<b>64</b>	<b>14,127</b>
Anne Arundel	3,665	585	1,904	1,476	386	3,499	2,525	23	64	14,127
<b>District 8</b>	<b>5,062</b>	<b>946</b>	<b>2,596</b>	<b>2,522</b>	<b>1,245</b>	<b>5,065</b>	<b>2,603</b>	<b>1,167</b>	<b>58</b>	<b>21,264</b>
Baltimore	5,062	946	2,596	2,522	1,245	5,065	2,603	1,167	58	21,264
<b>District 9</b>	<b>2,080</b>	<b>380</b>	<b>832</b>	<b>405</b>	<b>989</b>	<b>1,021</b>	<b>692</b>	<b>118</b>	<b>24</b>	<b>6,541</b>
Harford	2,080	380	832	405	989	1,021	692	118	24	6,541
<b>District 10</b>	<b>1,811</b>	<b>229</b>	<b>1,217</b>	<b>631</b>	<b>875</b>	<b>2,232</b>	<b>1,111</b>	<b>17</b>	<b>30</b>	<b>8,153</b>
Carroll	812	124	495	275	518	559	577	5	16	3,381
Howard	999	105	722	356	357	1,673	534	12	14	4,772
<b>District 11</b>	<b>2,385</b>	<b>266</b>	<b>997</b>	<b>976</b>	<b>1,217</b>	<b>2,278</b>	<b>930</b>	<b>10</b>	<b>13</b>	<b>9,072</b>
Frederick	895	91	517	488	706	1,116	458	3	9	4,283
Washington	1,490	175	480	488	511	1,162	472	7	4	4,789
<b>District 12</b>	<b>1,533</b>	<b>114</b>	<b>489</b>	<b>276</b>	<b>316</b>	<b>1,875</b>	<b>913</b>	<b>12</b>	<b>4</b>	<b>5,532</b>
Allegany	1,238	82	279	208	276	1,144	762	8	0	3,997
Garrett	295	32	210	68	40	731	151	4	4	1,535
<b>State Totals</b>	<b>49,431</b>	<b>6,316</b>	<b>17,281</b>	<b>20,024</b>	<b>17,144</b>	<b>87,207</b>	<b>22,529</b>	<b>2,416</b>	<b>500</b>	<b>222,848</b>

**CHART DC-6.2.1  
DISTRICT COURT**

**DISTRICT 1 - Baltimore City**

**CRIMINAL CASES: MANNER OF DISPOSITION**

**Fiscal Year 2007**

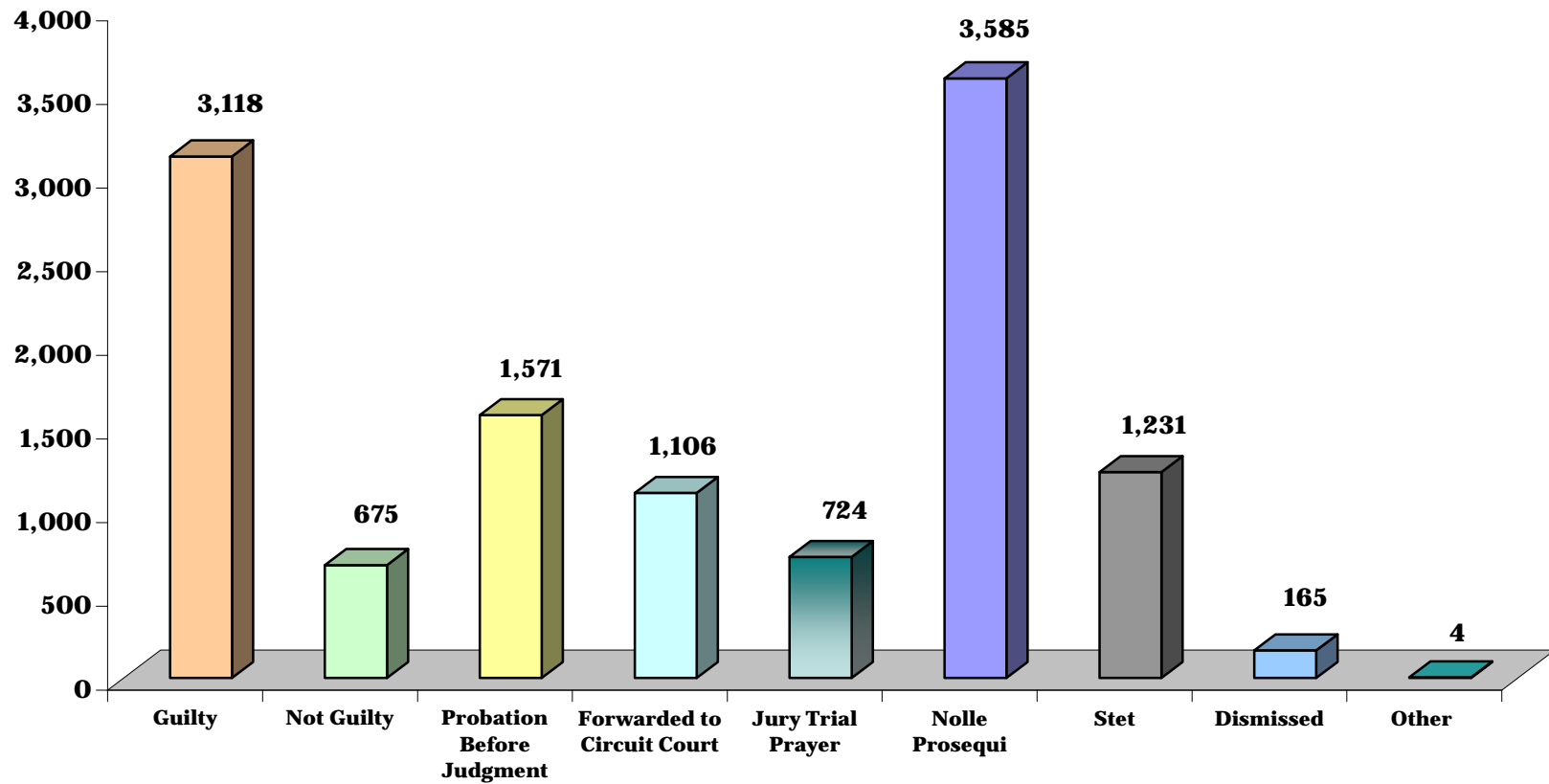


**CHART 6.2.2  
DISTRICT COURT**

**DISTRICT 2 - Dorchester, Somerset, Wicomico and Worcester Counties**

**CRIMINAL CASES: MANNER OF DISPOSITION**

**Fiscal Year 2007**

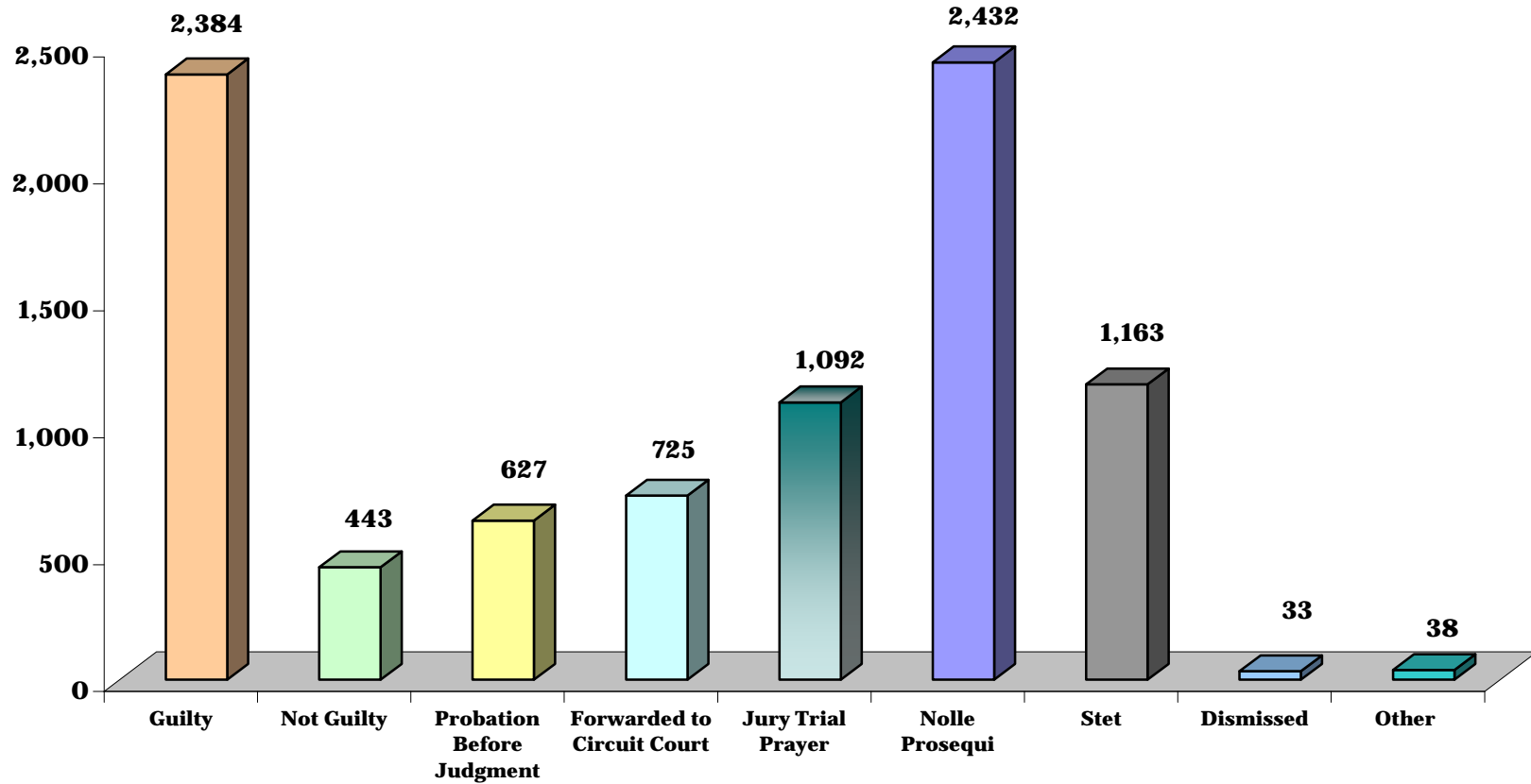


**CHART 6.2.3  
DISTRICT COURT**

**DISTRICT 3 - Caroline, Cecil, Kent, Queen Anne's and Talbot Counties**

**CRIMINAL CASES: MANNER OF DISPOSITION**

**Fiscal Year 2007**

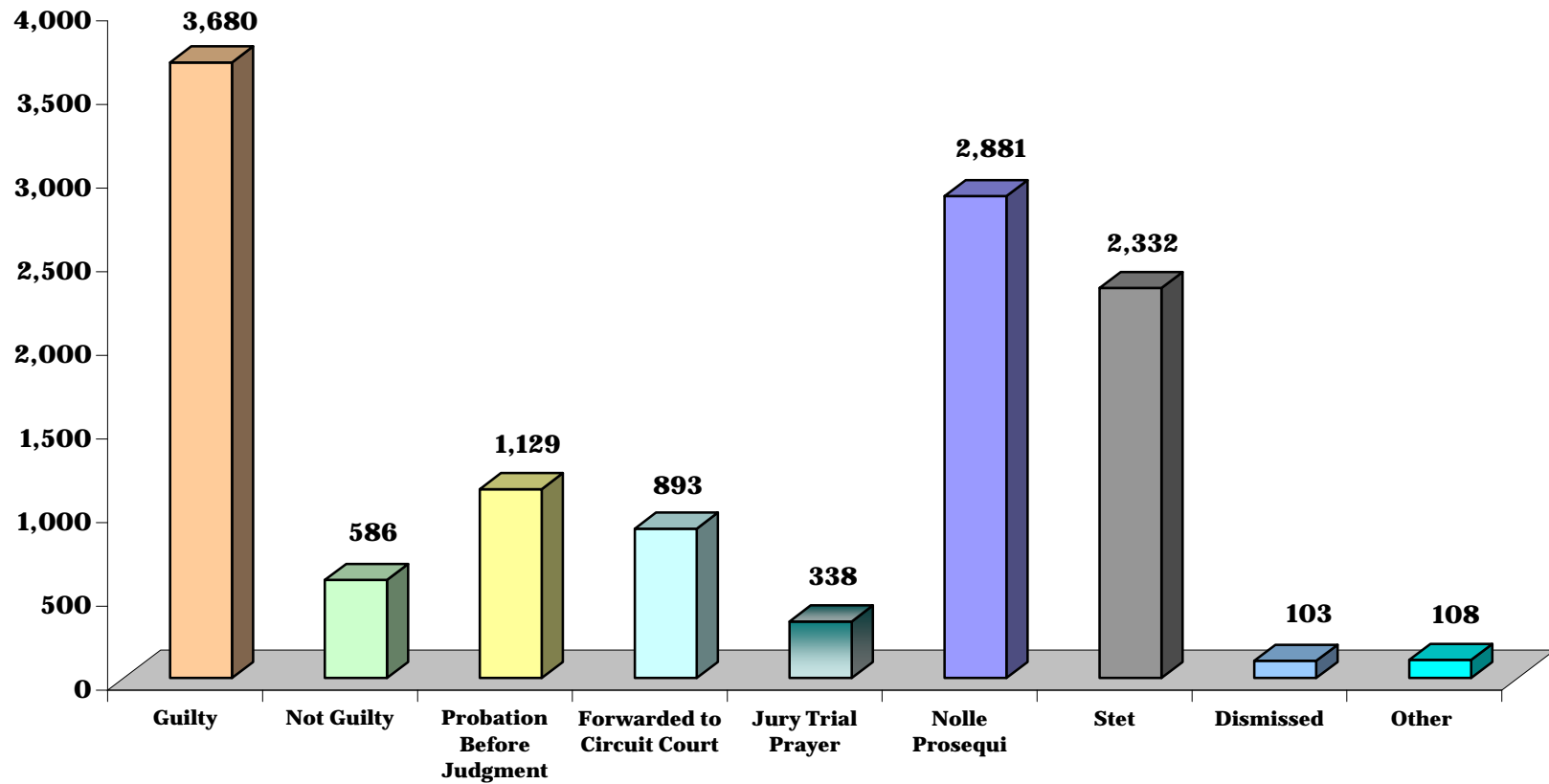


**CHART 6.2.4  
DISTRICT COURT**

**DISTRICT 4 - Calvert, Charles and St. Mary's Counties**

**CRIMINAL CASES: MANNER OF DISPOSITION**

**Fiscal Year 2007**

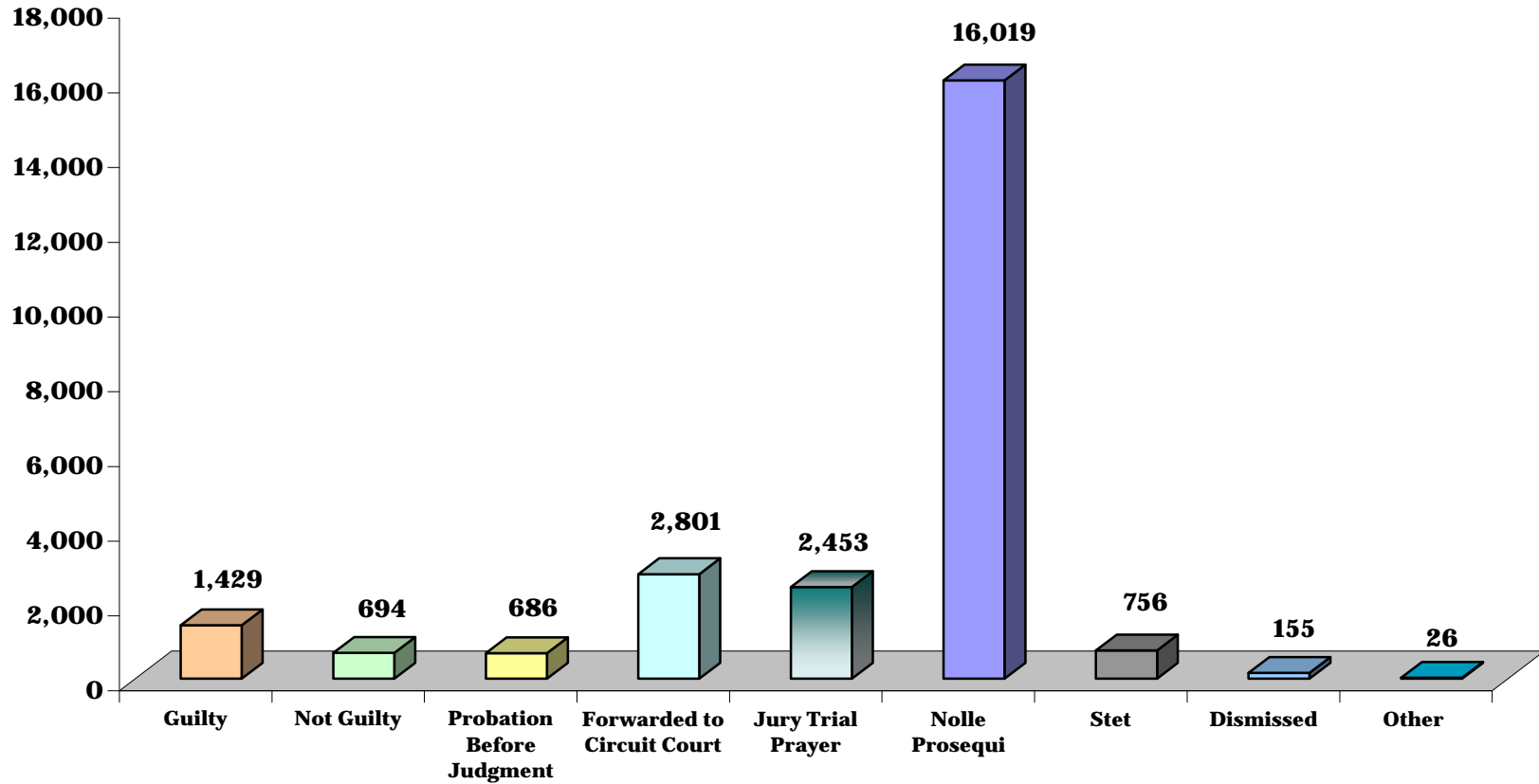


**CHART 6.2.5  
DISTRICT COURT**

**DISTRICT 5 - Prince George's County**

**CRIMINAL CASES: MANNER OF DISPOSITION**

**Fiscal Year 2007**

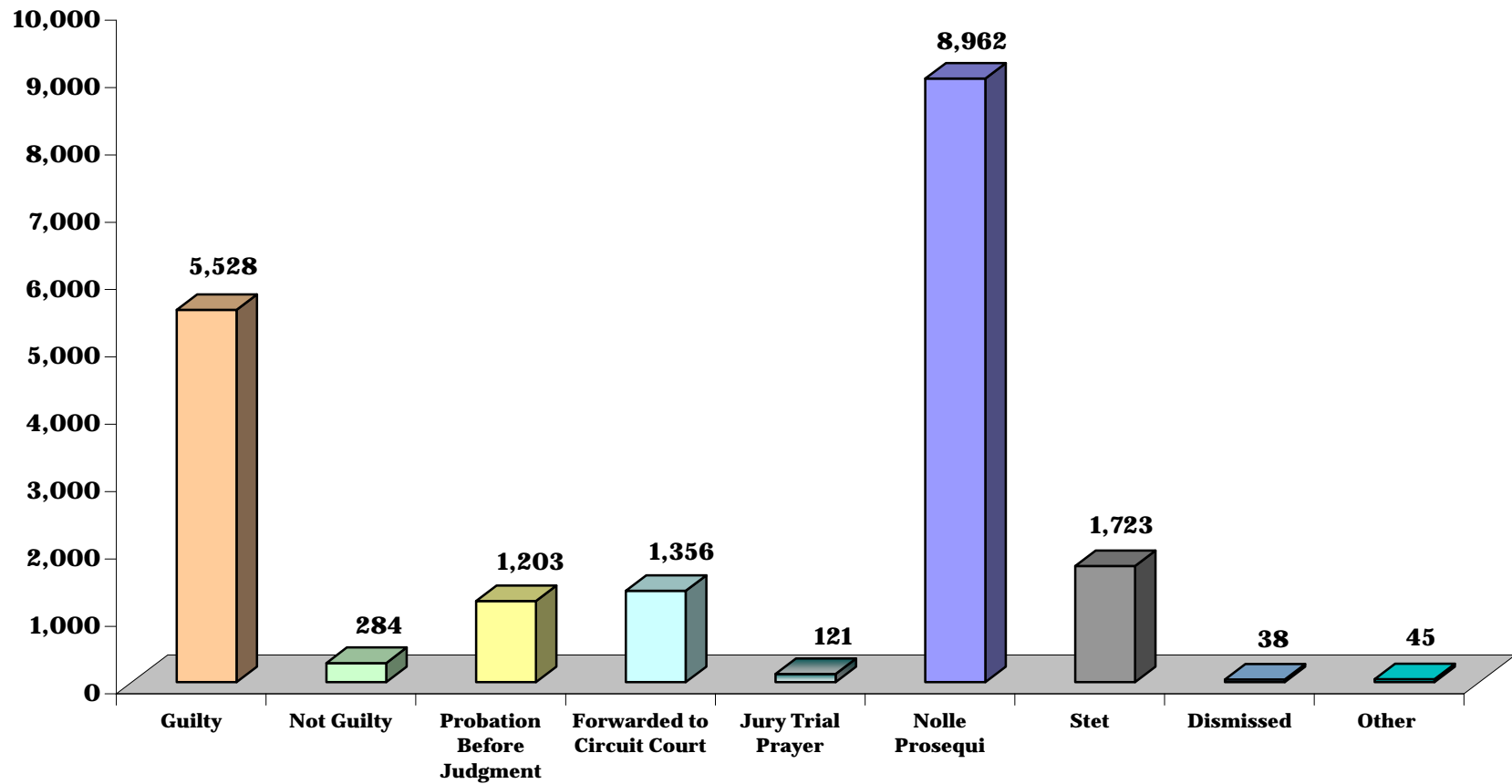


**CHART 6.2.6  
DISTRICT COURT**

**DISTRICT 6 - Montgomery County**

**CRIMINAL CASES: MANNER OF DISPOSITION**

**Fiscal Year 2007**

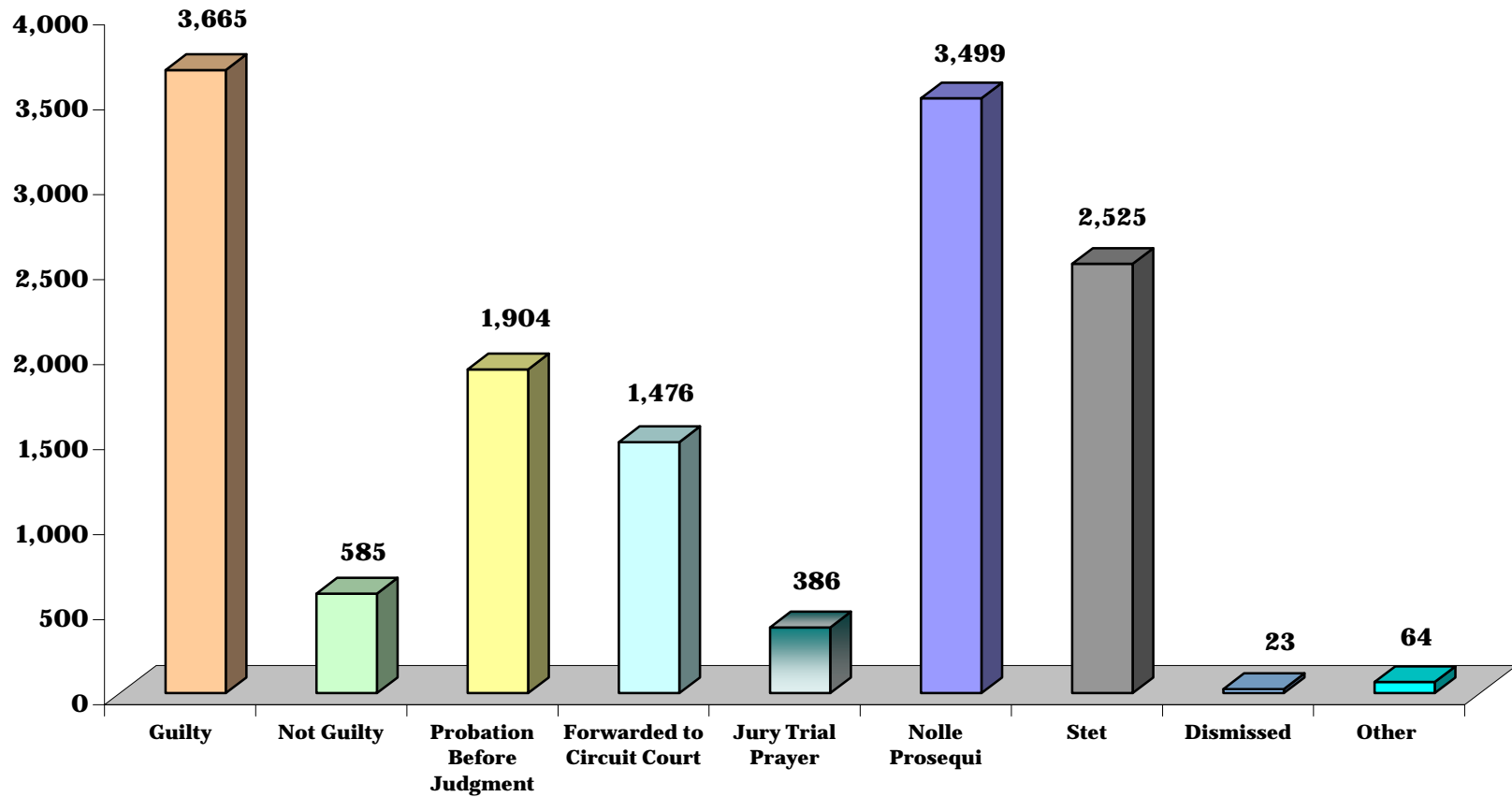


**CHART 6.2.7  
DISTRICT COURT**

**DISTRICT 7 - Anne Arundel County**

**CRIMINAL CASES: MANNER OF DISPOSITION**

**Fiscal Year 2007**



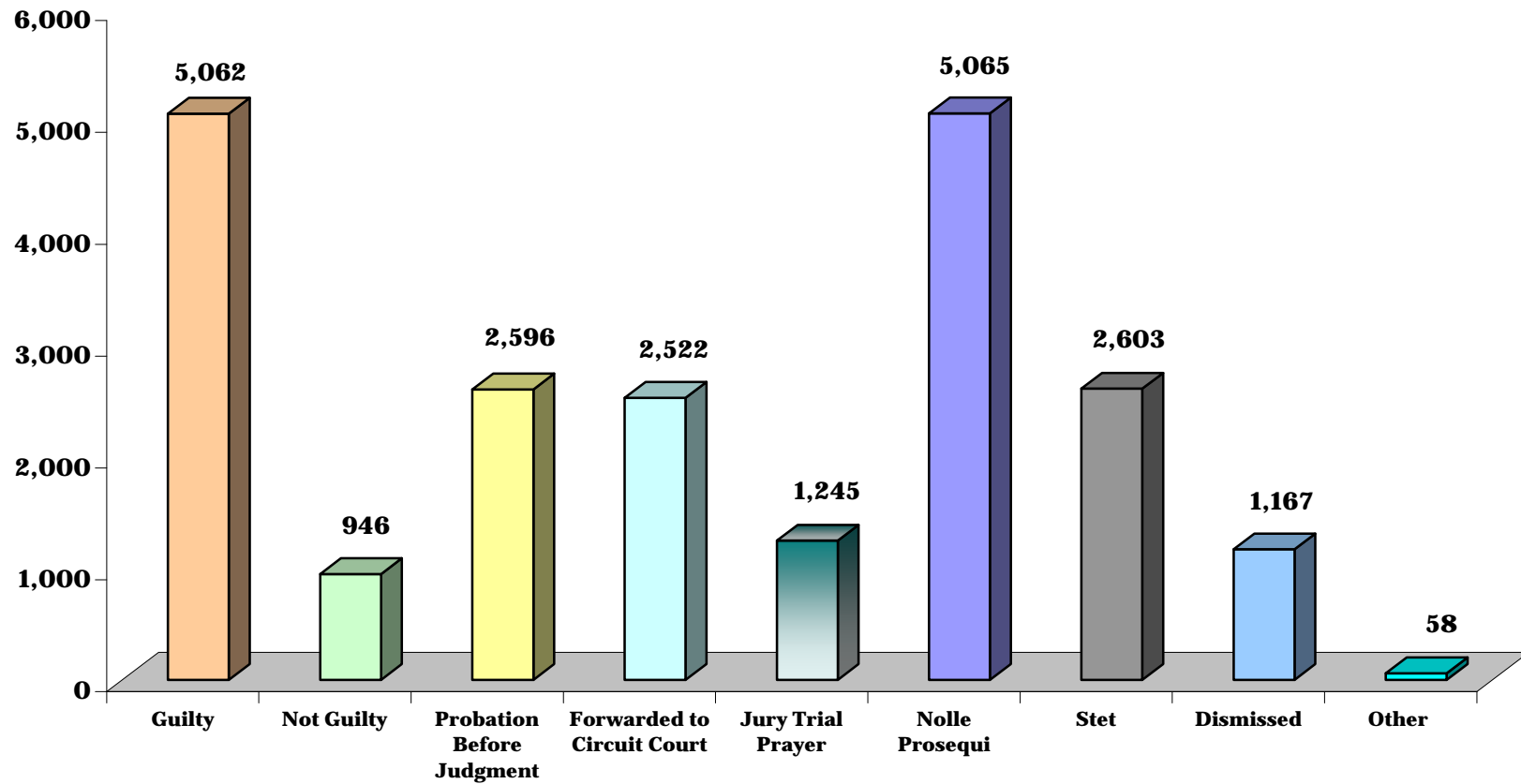


**CHART 6.2.8  
DISTRICT COURT**

**DISTRICT 8 - Baltimore County**

**CRIMINAL CASES: MANNER OF DISPOSITION**

**Fiscal Year 2007**

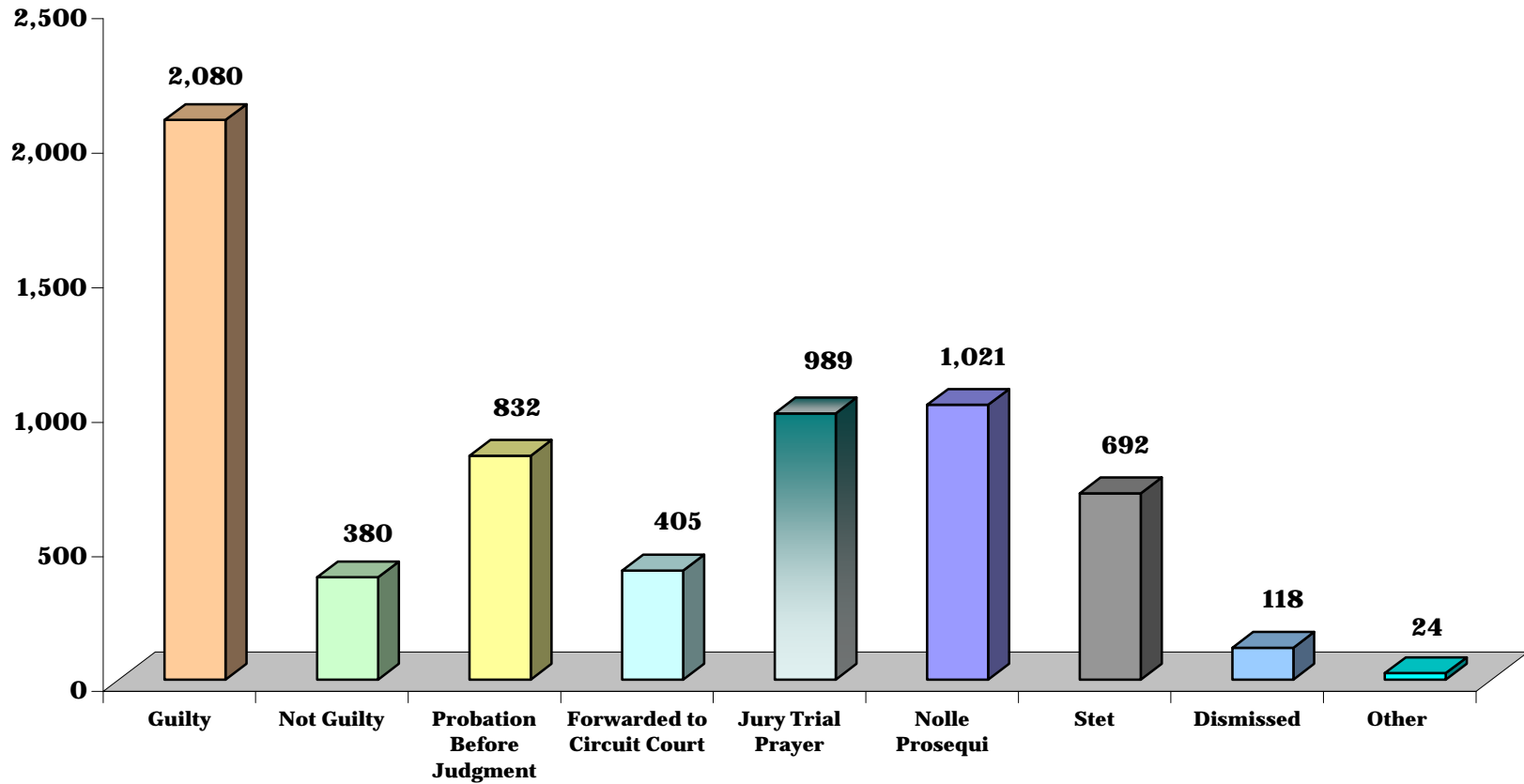


**CHART 6.2.9  
DISTRICT COURT**

**DISTRICT 9 - Harford County**

**CRIMINAL CASES: MANNER OF DISPOSITION**

**Fiscal Year 2007**

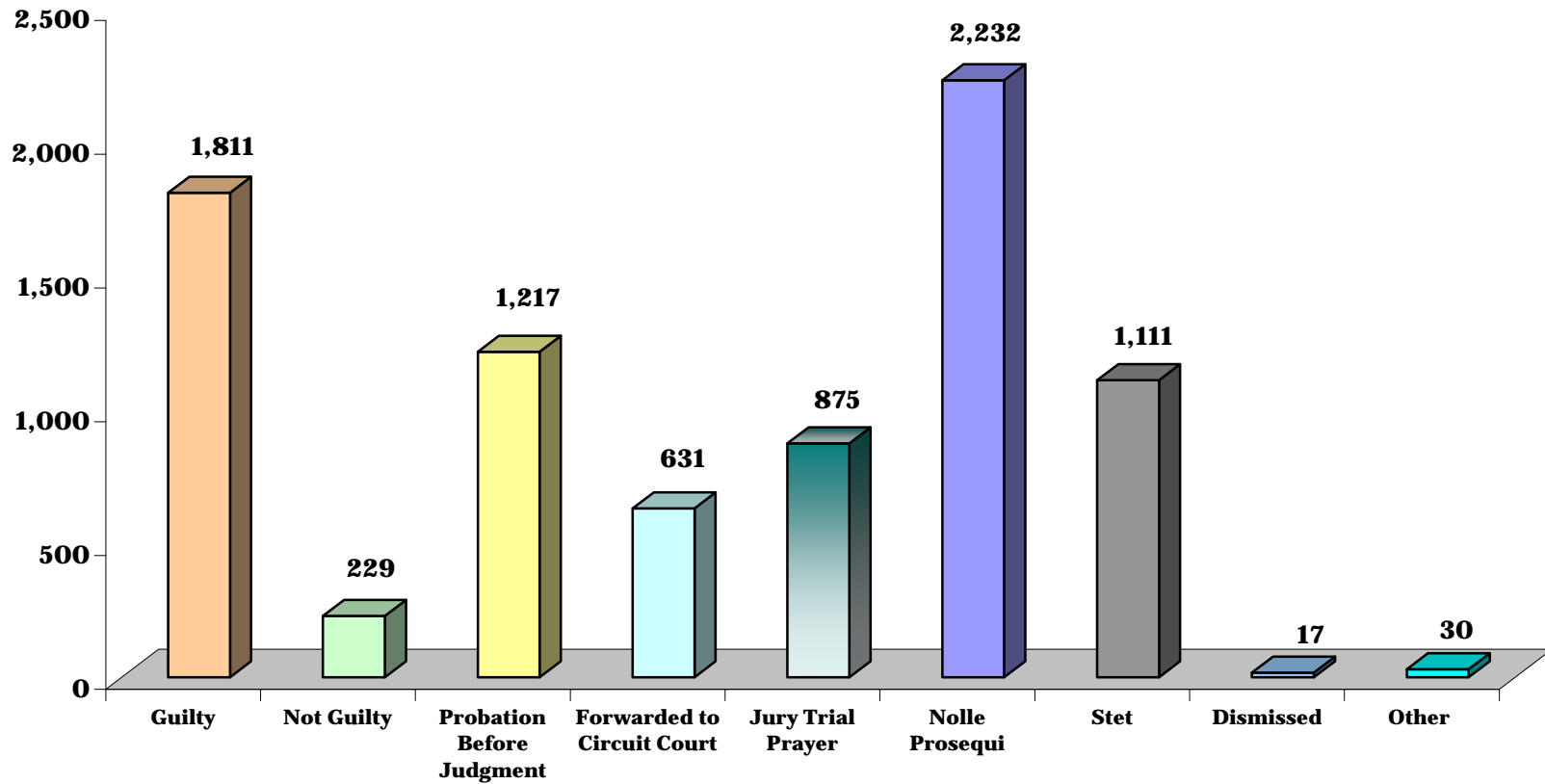


**CHART 6.2.10  
DISTRICT COURT**

**DISTRICT 10 - Carroll and Howard Counties**

**CRIMINAL CASES: MANNER OF DISPOSITION**

**Fiscal Year 2007**

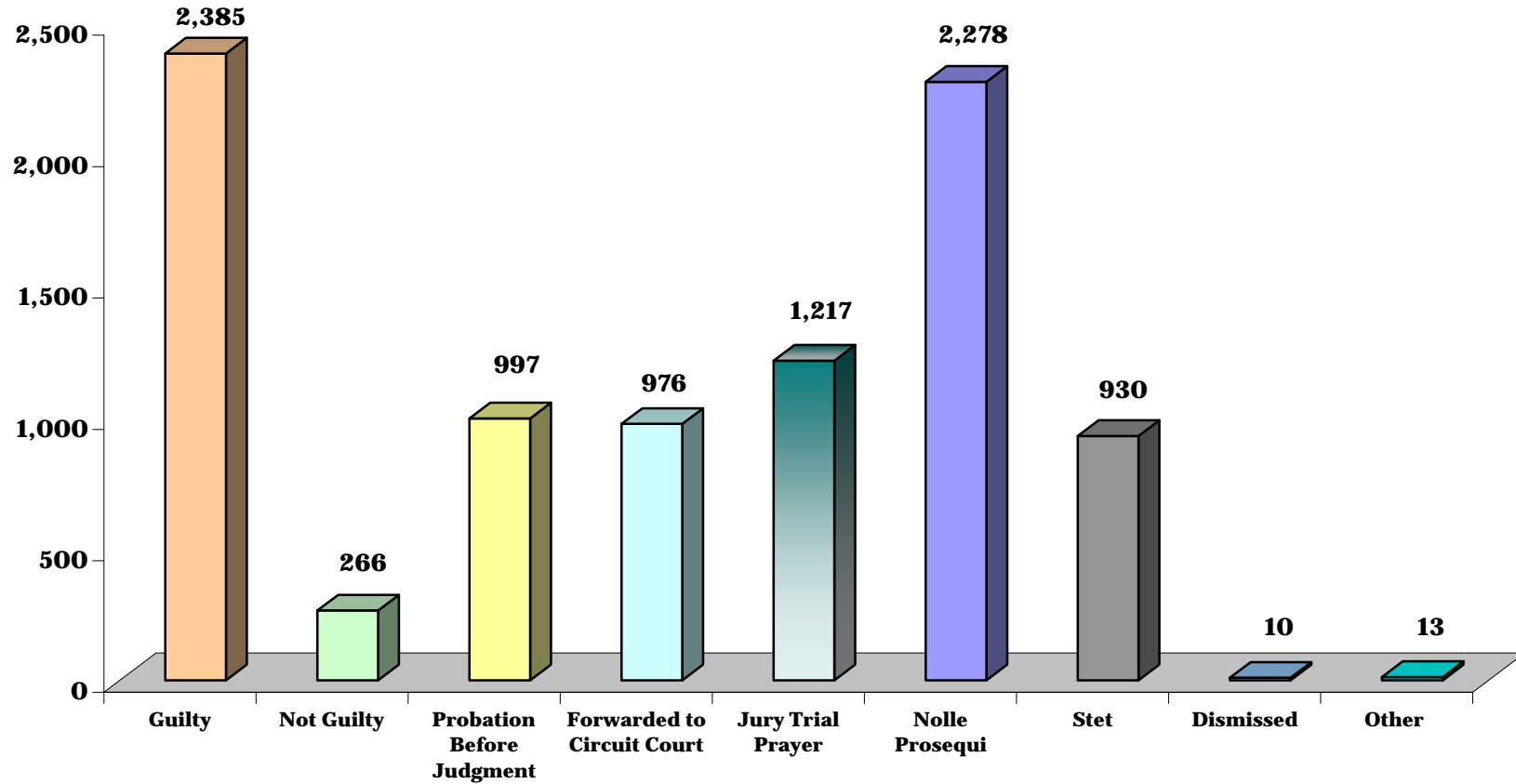


**CHART 6.2.11  
DISTRICT COURT**

**DISTRICT 11 - Frederick and Washington Counties**

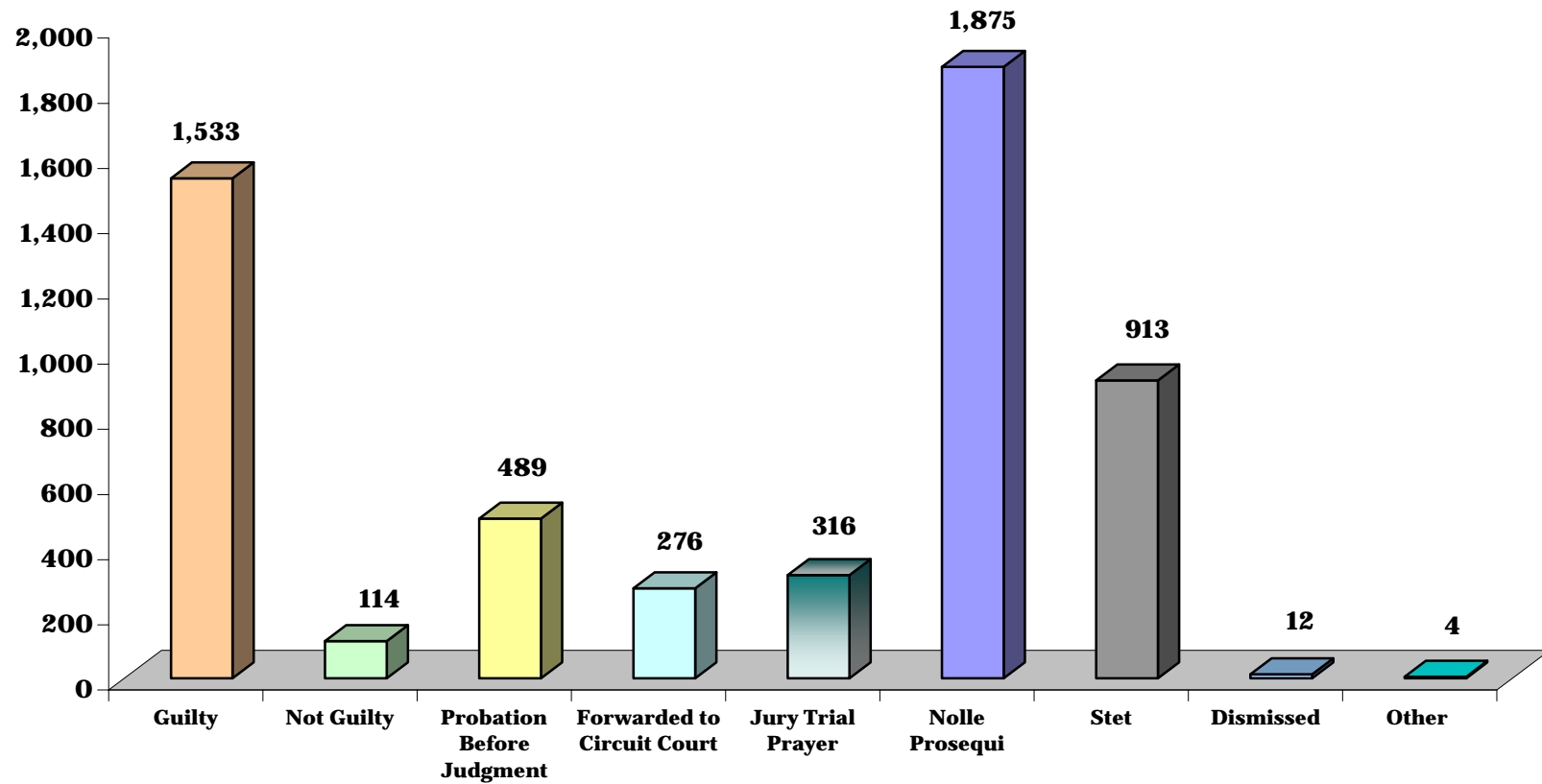
**CRIMINAL CASES: MANNER OF DISPOSITION**

**Fiscal Year 2007**



**CHART 6.2.12  
DISTRICT COURT**

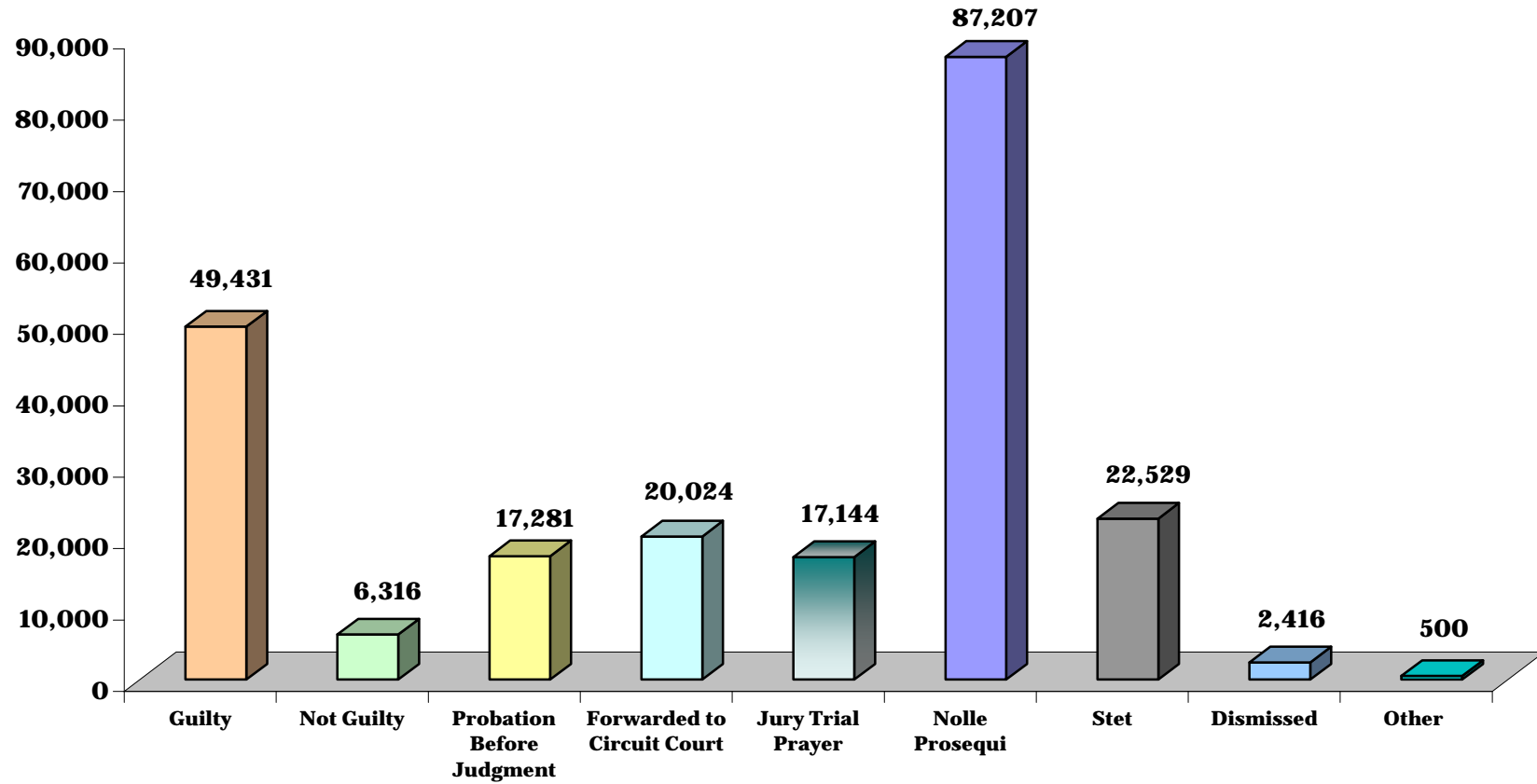
**DISTRICT 12 - Allegany and Garrett Counties  
CRIMINAL CASES: MANNER OF DISPOSITION  
Fiscal Year 2007**



**CHART 6.2.13  
DISTRICT COURT**

**STATE TOTAL:  
CRIMINAL CASES: MANNER OF DISPOSITION**

**Fiscal Year 2007**



**TABLE DC-7.1  
DISTRICT COURT**

**DWI CASES FILED AND TERMINATED (BY INCIDENT)**

**5 Year Comparative Data: Fiscal Years 2003 - 2007**

	FY 2003		FY 2004		FY 2005		FY 2006		FY 2007	
	Filed	Terminated	Filed	Terminated	Filed	Terminated	Filed	Terminated	Filed	Terminated
<b>District 1</b>	<b>1,635</b>	<b>1,008</b>	<b>1,664</b>	<b>1,202</b>	<b>1,762</b>	<b>1,422</b>	<b>1,686</b>	<b>1,507</b>	<b>1,490</b>	<b>1,140</b>
Baltimore City	1,635	1,008	1,664	1,202	1,762	1,422	1,686	1,507	1,490	1,140
<b>District 2</b>	<b>1,994</b>	<b>1,275</b>	<b>2,060</b>	<b>1,383</b>	<b>2,277</b>	<b>1,501</b>	<b>2,696</b>	<b>1,820</b>	<b>2,503</b>	<b>1,793</b>
Dorchester	224	152	231	172	286	175	323	192	391	230
Somerset	162	142	164	137	244	192	235	193	250	218
Wicomico	650	404	803	540	857	632	1,018	676	860	605
Worcester	958	577	862	534	890	502	1,120	759	1,002	740
<b>District 3</b>	<b>1,981</b>	<b>1,418</b>	<b>1,993</b>	<b>1,491</b>	<b>1,993</b>	<b>1,433</b>	<b>2,345</b>	<b>1,570</b>	<b>2,112</b>	<b>1,456</b>
Caroline	200	126	236	166	248	155	350	212	337	197
Cecil	793	454	794	522	707	463	769	484	739	474
Kent	143	126	125	89	151	107	172	138	110	70
Queen Anne's	424	427	521	474	563	456	563	444	566	461
Talbot	421	285	317	240	324	252	491	292	360	254

	FY 2003		FY 2004		FY 2005		FY 2006		FY 2007	
	Filed	Terminated	Filed	Terminated	Filed	Terminated	Filed	Terminated	Filed	Terminated
<b>District 4</b>	<b>2,427</b>	<b>1,885</b>	<b>2,365</b>	<b>1,788</b>	<b>2,757</b>	<b>1,961</b>	<b>2,941</b>	<b>2,114</b>	<b>3,044</b>	<b>2,281</b>
Calvert	820	588	792	568	1,038	742	914	682	796	606
Charles	1,052	856	872	673	968	684	1,133	767	1,308	993
St. Mary's	555	441	701	547	751	535	894	665	940	682
<b>District 5</b>	<b>2,074</b>	<b>1,283</b>	<b>2,226</b>	<b>1,236</b>	<b>2,373</b>	<b>1,421</b>	<b>2,466</b>	<b>1,701</b>	<b>2,754</b>	<b>1,609</b>
Prince George's	2,074	1,283	2,226	1,236	2,373	1,421	2,466	1,701	2,754	1,609
<b>District 6</b>	<b>4,369</b>	<b>3,743</b>	<b>4,258</b>	<b>2,957</b>	<b>5,266</b>	<b>3,534</b>	<b>5,104</b>	<b>3,714</b>	<b>5,162</b>	<b>4,339</b>
Montgomery	4,369	3,743	4,258	2,957	5,266	3,534	5,104	3,714	5,162	4,339

**DWI CASES FILED AND TERMINATED, page 2**

	FY 2003		FY 2004		FY 2005		FY 2006		FY 2007	
	Filed	Terminated	Filed	Terminated	Filed	Terminated	Filed	Terminated	Filed	Terminated
<b>District 7</b>	<b>3,202</b>	<b>2,292</b>	<b>3,234</b>	<b>2,423</b>	<b>3,591</b>	<b>2,459</b>	<b>3,746</b>	<b>2,505</b>	<b>3,500</b>	<b>3,299</b>
Anne Arundel	3,202	2,292	3,234	2,423	3,591	2,459	3,746	2,505	3,500	3,299
<b>District 8</b>	<b>3,161</b>	<b>2,559</b>	<b>3,237</b>	<b>2,570</b>	<b>3,256</b>	<b>2,692</b>	<b>3,379</b>	<b>2,620</b>	<b>3,331</b>	<b>2,660</b>
Baltimore	3,161	2,559	3,237	2,570	3,256	2,692	3,379	2,620	3,331	2,660
<b>District 9</b>	<b>1,657</b>	<b>1,102</b>	<b>1,516</b>	<b>1,168</b>	<b>1,374</b>	<b>1,075</b>	<b>1,370</b>	<b>909</b>	<b>1,533</b>	<b>1,091</b>
Harford	1,657	1,102	1,516	1,168	1,374	1,075	1,370	909	1,533	1,091

	FY 2003		FY 2004		FY 2005		FY 2006		FY 2007	
	Filed	Terminated	Filed	Terminated	Filed	Terminated	Filed	Terminated	Filed	Terminated
<b>District 10</b>	<b>2,464</b>	<b>1,792</b>	<b>2,433</b>	<b>1,960</b>	<b>2,386</b>	<b>1,787</b>	<b>2,853</b>	<b>1,968</b>	<b>2,872</b>	<b>2,187</b>
Carroll	970	608	998	611	971	619	1,198	720	1,067	688
Howard	1,494	1,184	1,435	1,349	1,415	1,168	1,655	1,248	1,805	1,499
<b>District 11</b>	<b>2,336</b>	<b>1,364</b>	<b>2,356</b>	<b>1,302</b>	<b>2,423</b>	<b>1,333</b>	<b>2,323</b>	<b>1,456</b>	<b>2,458</b>	<b>1,583</b>
Frederick	1,577	967	1,497	895	1,486	812	1,453	875	1,425	888
Washington	759	397	859	407	937	521	870	581	1,033	695
<b>District 12</b>	<b>817</b>	<b>678</b>	<b>893</b>	<b>671</b>	<b>885</b>	<b>653</b>	<b>988</b>	<b>610</b>	<b>930</b>	<b>861</b>
Allegany	491	374	553	408	608	416	655	339	603	591
Garrett	326	304	340	263	277	237	333	271	327	270

	FY 2003		FY 2004		FY 2005		FY 2006		FY 2007	
	Filed	Terminated	Filed	Terminated	Filed	Terminated	Filed	Terminated	Filed	Terminated
<b>State Totals</b>	<b>28,117</b>	<b>20,399</b>	<b>28,235</b>	<b>20,151</b>	<b>30,343</b>	<b>21,271</b>	<b>31,897</b>	<b>22,494</b>	<b>31,689</b>	<b>24,299</b>

NOTE: The DWI cases filed and terminated reflect the number of incidents which may include multiple citations.

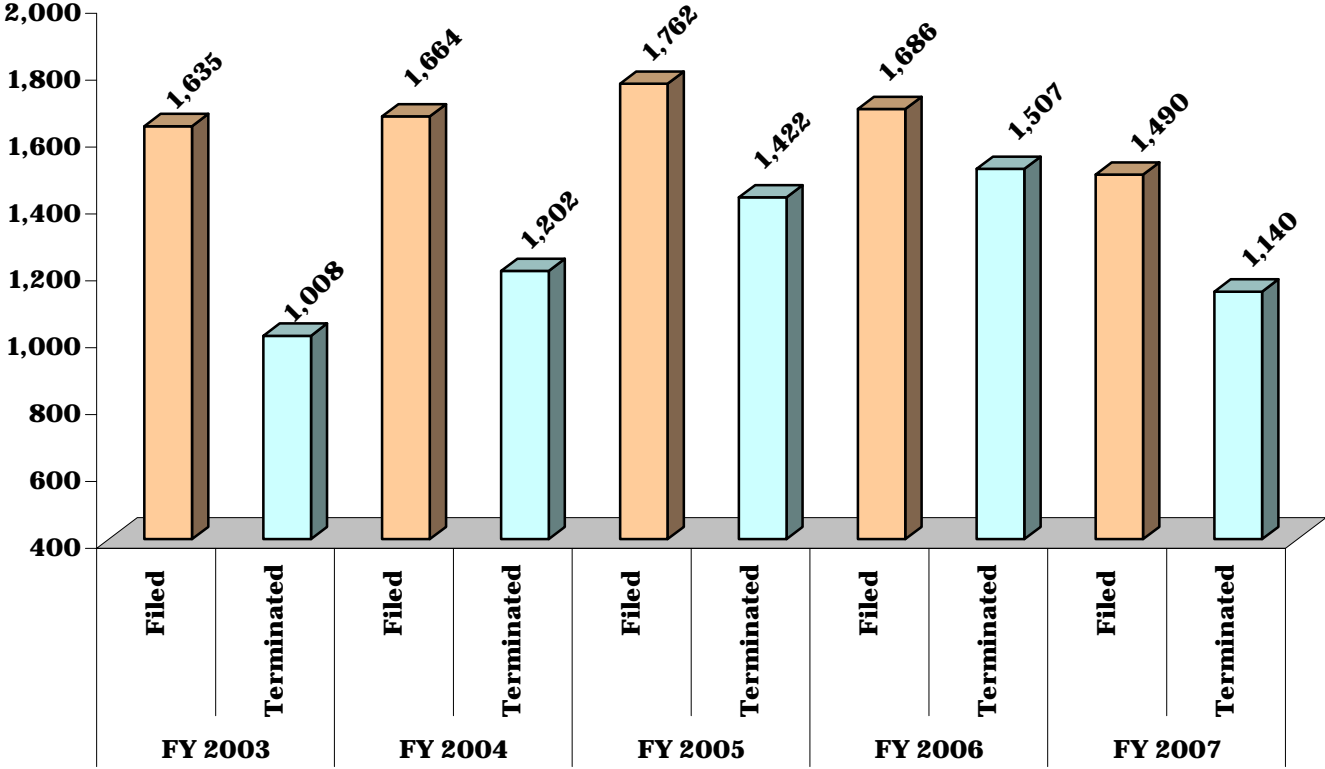


**CHART DC-7.1.1  
DISTRICT COURT**

**DISTRICT 1 - Baltimore City**

**DWI CASES FILED AND TERMINATED (BY INCIDENT)**

**5 Year Comparative Data: Fiscal Years 2003 - 2007**

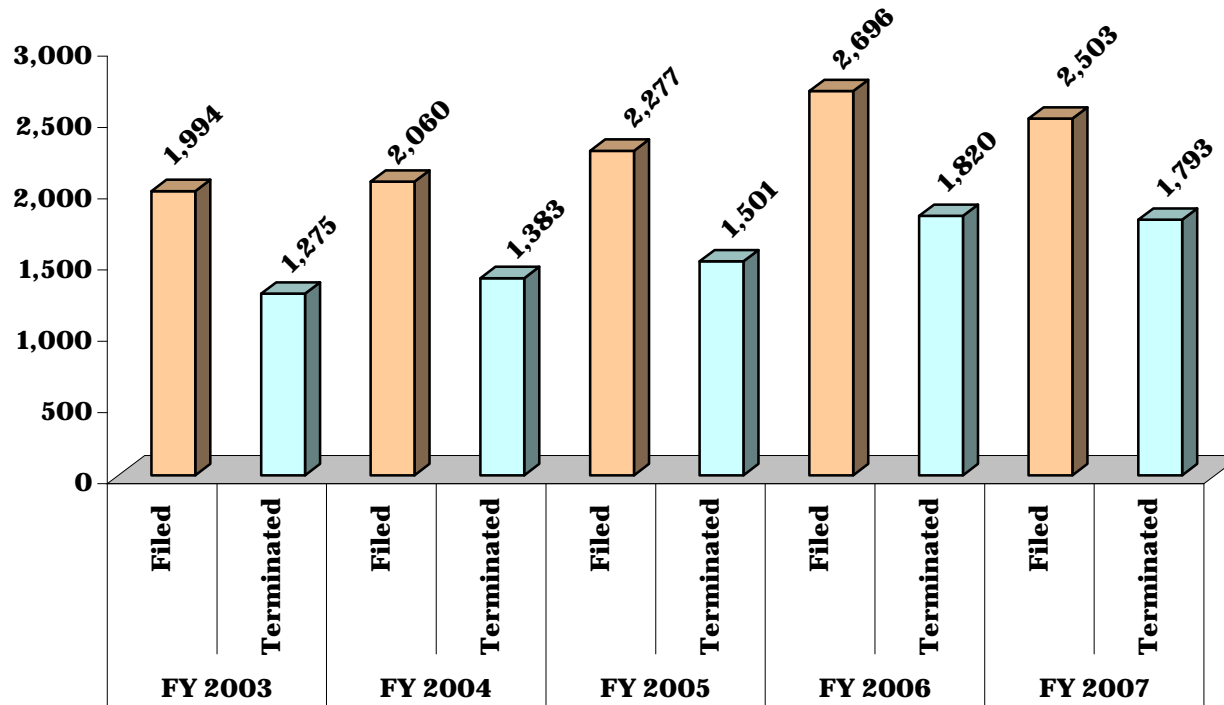


**CHART DC-7.1.2  
DISTRICT COURT**

**DISTRICT 2 - Dorchester, Somerset, Wicomico and Worcester Counties**

**DWI CASES FILED AND TERMINATED (BY INCIDENT)**

**5 Year Comparative Data: Fiscal Years 2003 - 2007**

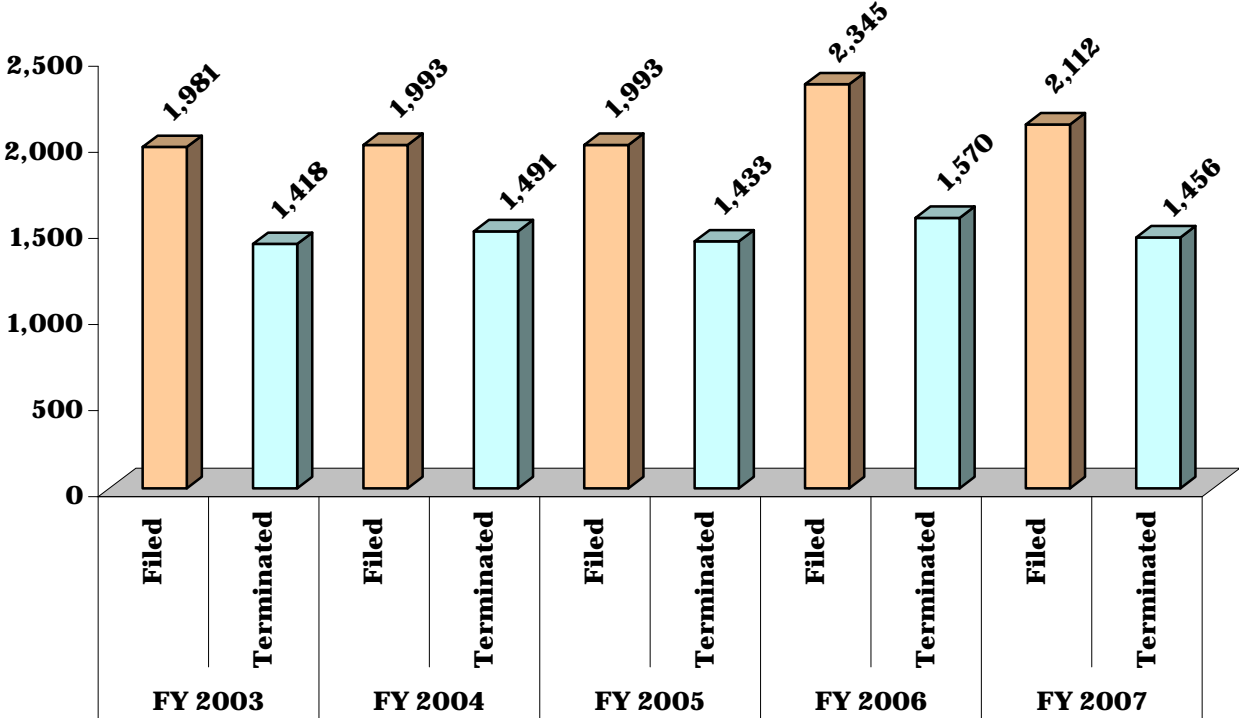


**CHART DC-7.1.3  
DISTRICT COURT**

**DISTRICT 3 - Caroline, Cecil, Kent, Queen Anne's and Talbot Counties**

**DWI CASES FILED AND TERMINATED (BY INCIDENT)**

**5 Year Comparative Data: Fiscal Years 2003 - 2007**

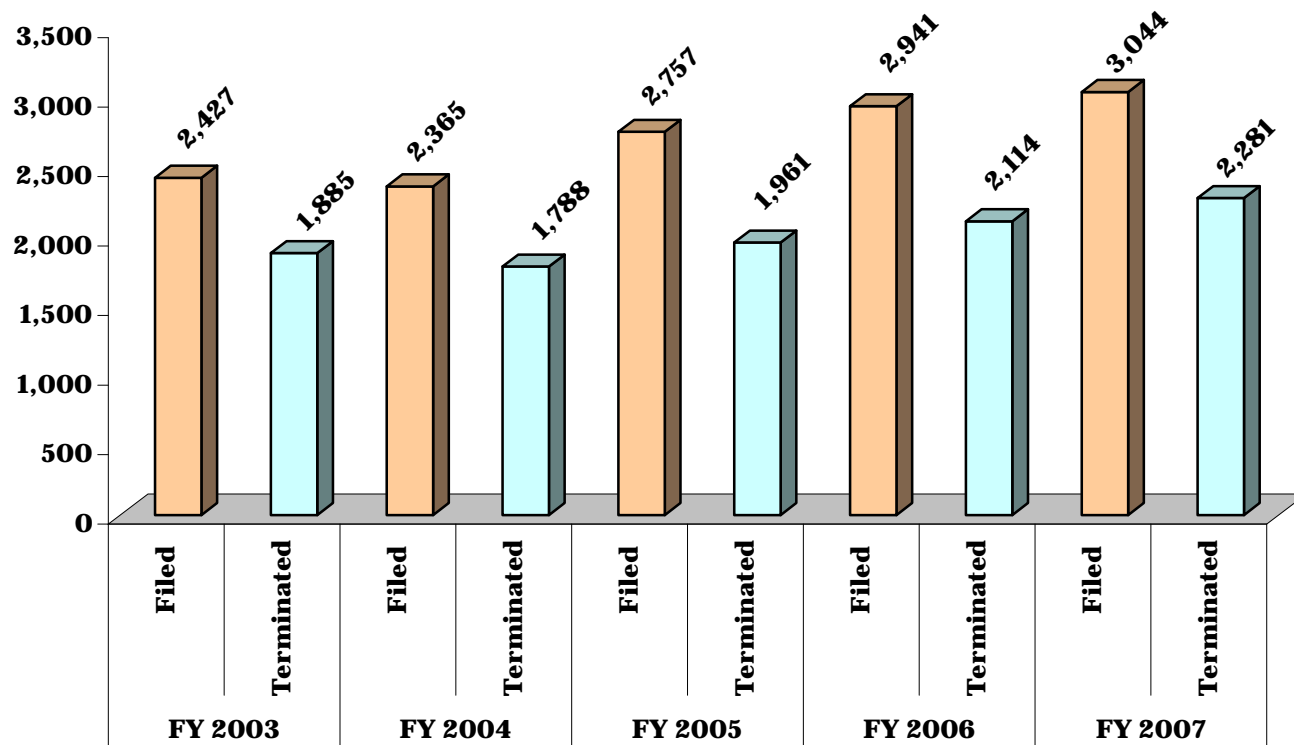


**CHART DC-7.1.4  
DISTRICT COURT**

**DISTRICT 4 - Calvert, Charles and St. Mary's Counties**

**DWI CASES FILED AND TERMINATED (BY INCIDENT)**

**5 Year Comparative Data: Fiscal Years 2003 - 2007**

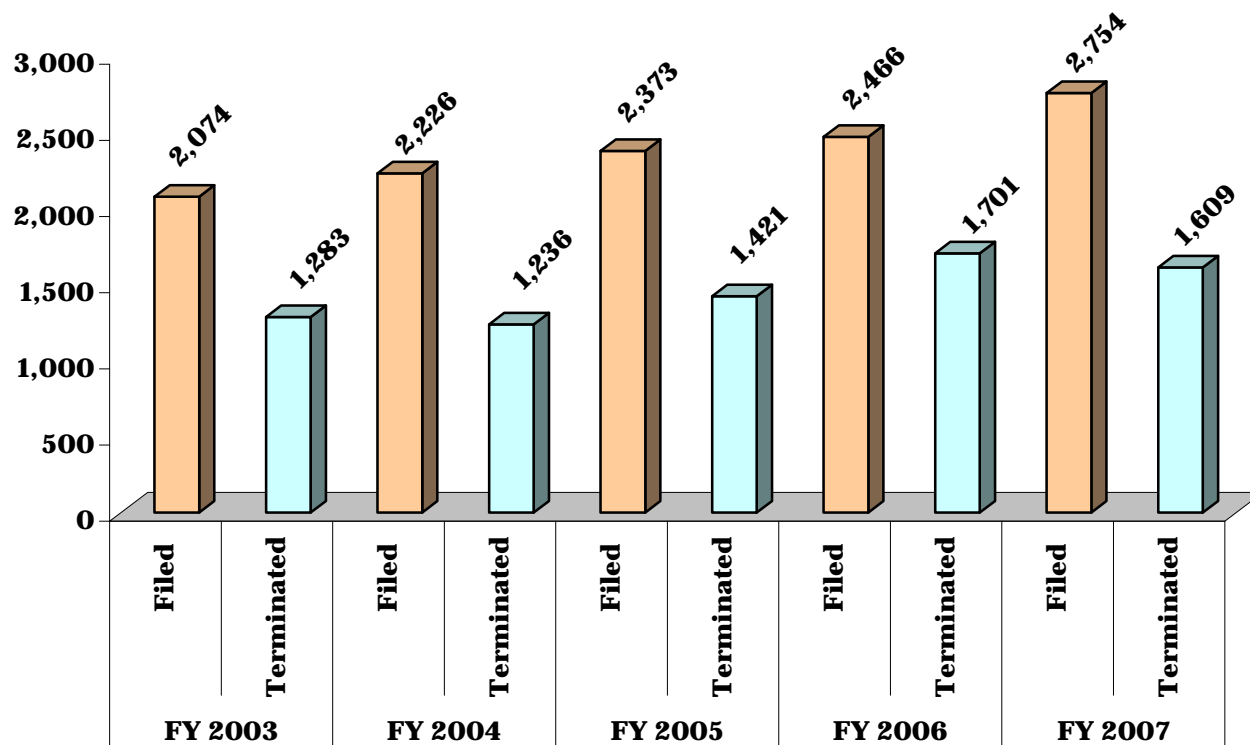


**CHART DC-7.1.5  
DISTRICT COURT**

**DISTRICT 5 - Prince George's County**

**DWI CASES FILED AND TERMINATED (BY INCIDENT)**

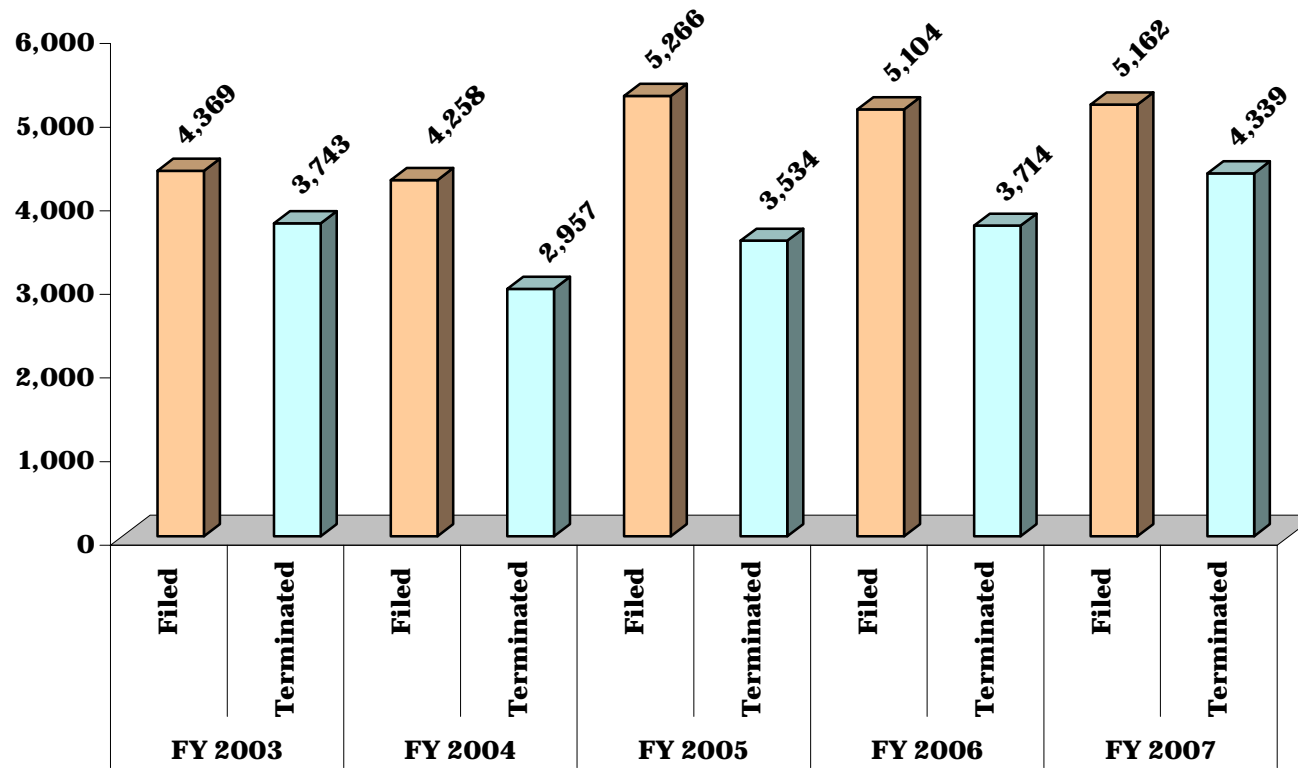
**5 Year Comparative Data: Fiscal Years 2003 - 2007**



**CHART DC-7.1.6  
DISTRICT COURT**

**DISTRICT 6 - Montgomery County  
DWI CASES FILED AND TERMINATED (BY INCIDENT)**

**5 Year Comparative Data: Fiscal Years 2003 - 2007**

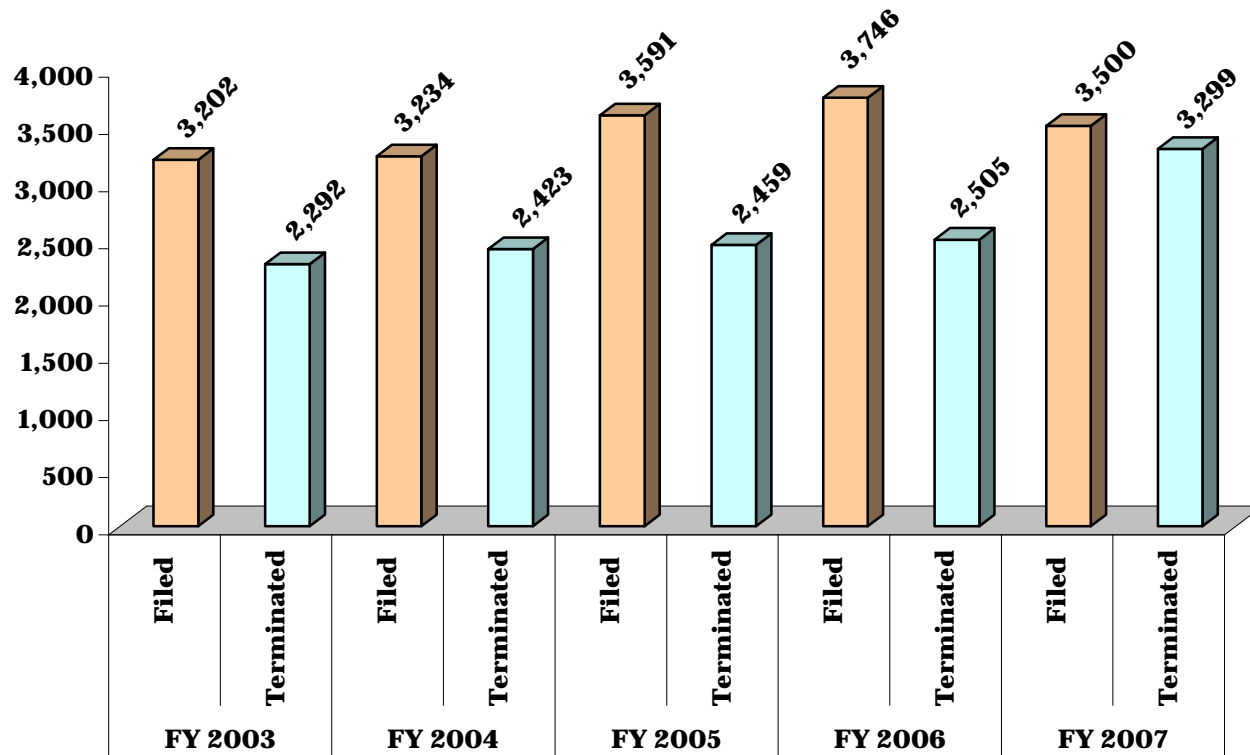


**CHART DC-7.1.7  
DISTRICT COURT**

**DISTRICT 7 - Anne Arundel County**

**DWI CASES FILED AND TERMINATED (BY INCIDENT)**

**5 Year Comparative Data: Fiscal Years 2003 - 2007**

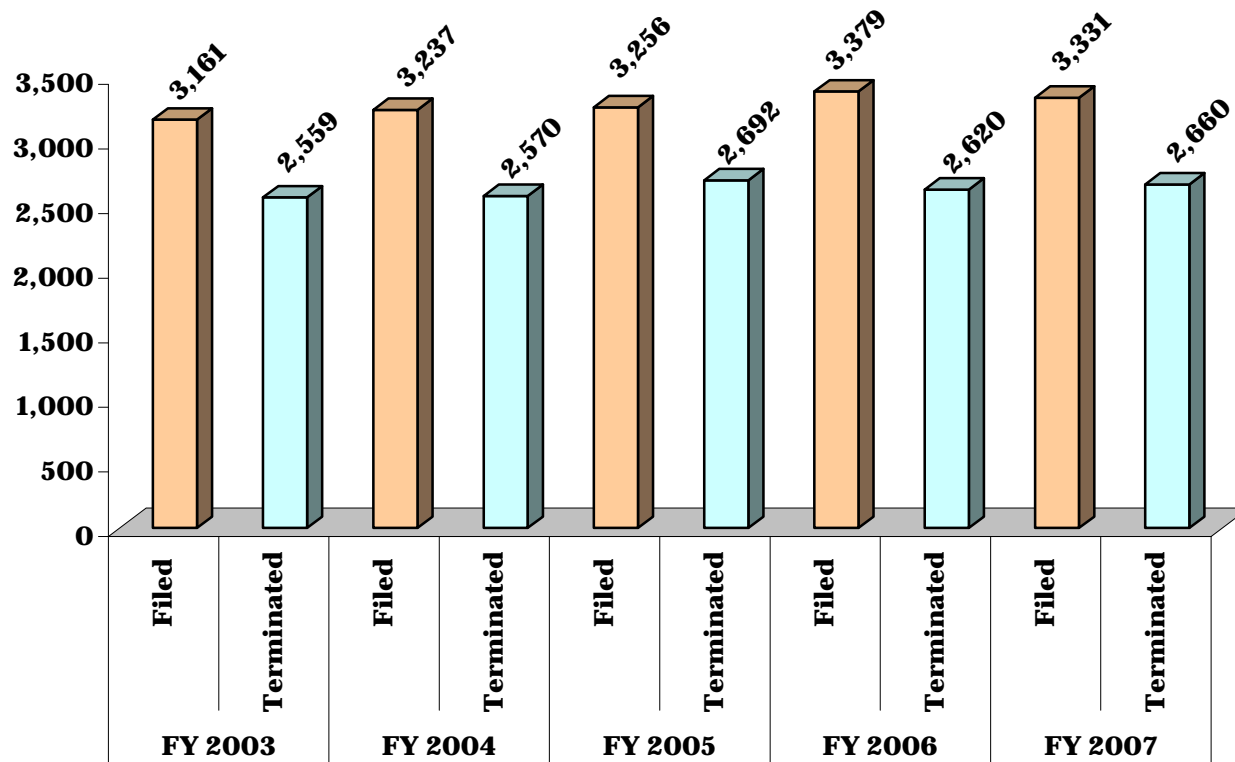


**CHART DC-7.1.8  
DISTRICT COURT**

**DISTRICT 8 - Baltimore County**

**DWI CASES FILED AND TERMINATED (BY INCIDENT)**

**5 Year Comparative Data: Fiscal Years 2003 - 2007**



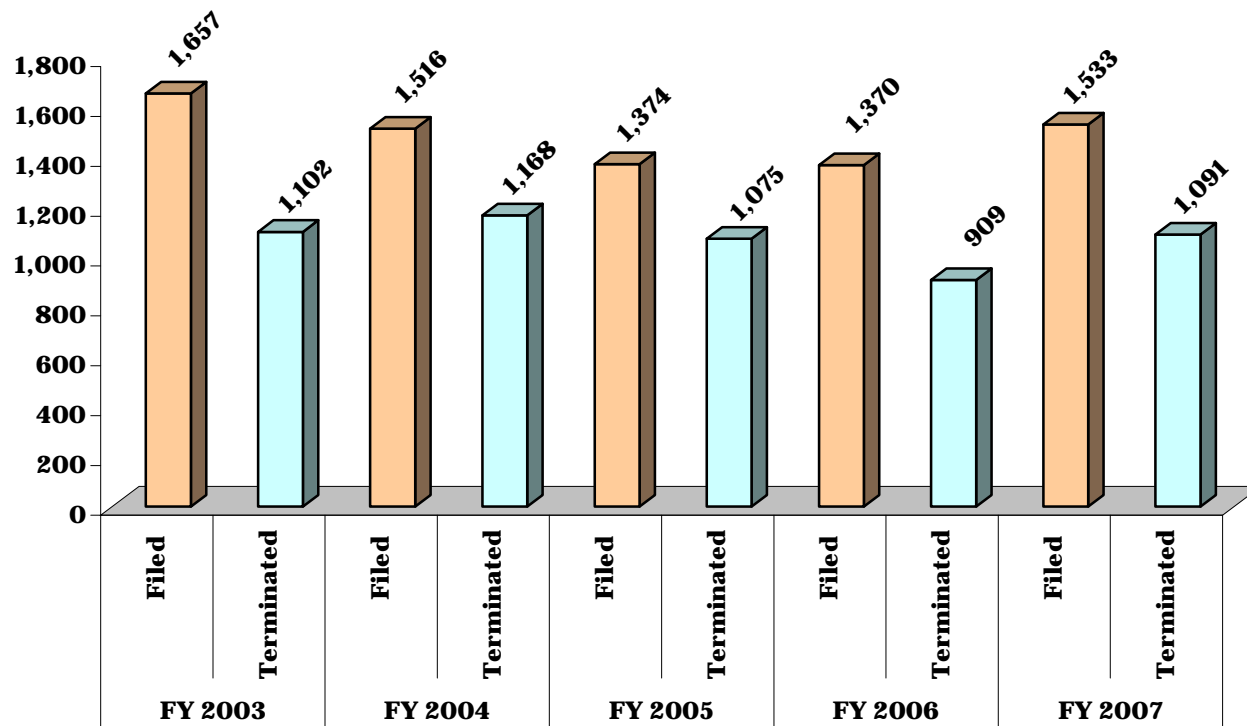


**CHART DC-7.1.9  
DISTRICT COURT**

**DISTRICT 9 - Harford County**

**DWI CASES FILED AND TERMINATED (BY INCIDENT)**

**5 Year Comparative Data: Fiscal Years 2003 - 2007**

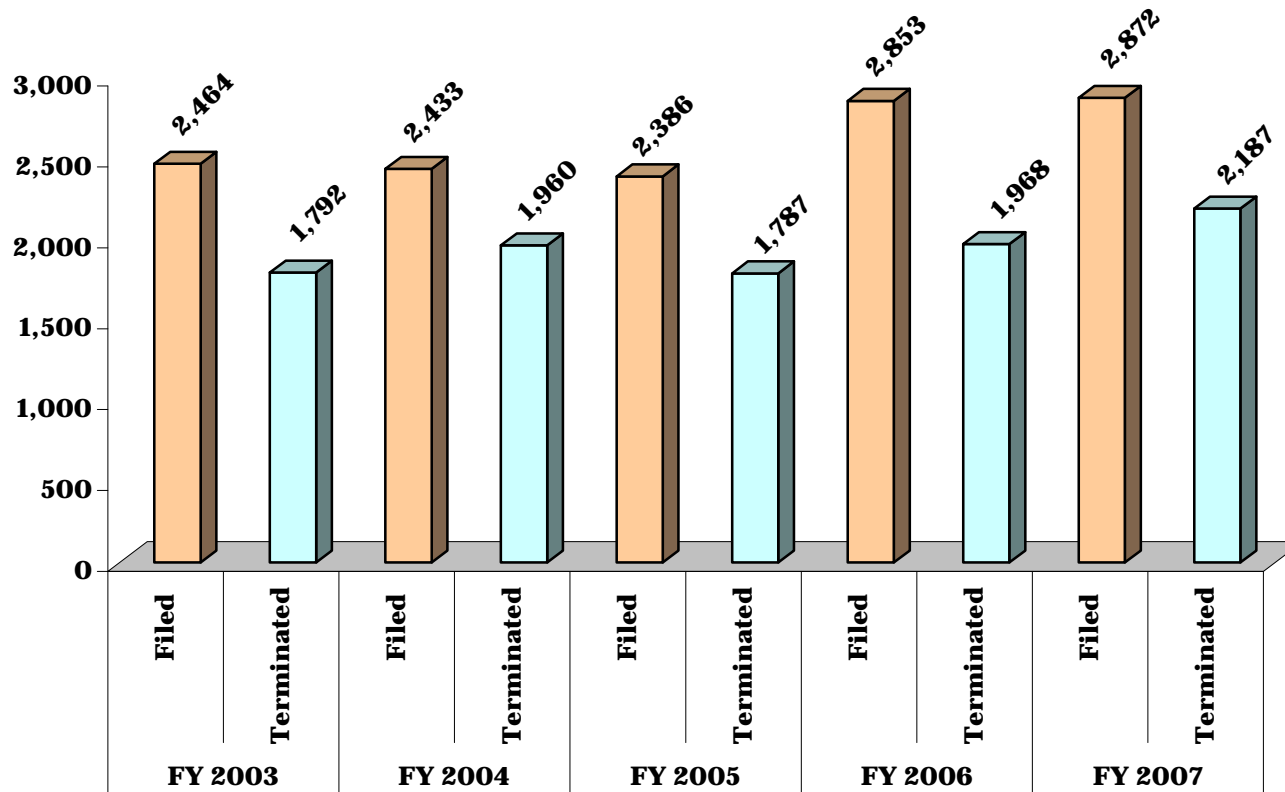


**CHART DC-7.1.10  
DISTRICT COURT**

**DISTRICT 10 - Carroll and Howard Counties**

**DWI CASES FILED AND TERMINATED (BY INCIDENT)**

**5 Year Comparative Data: Fiscal Years 2003 - 2007**

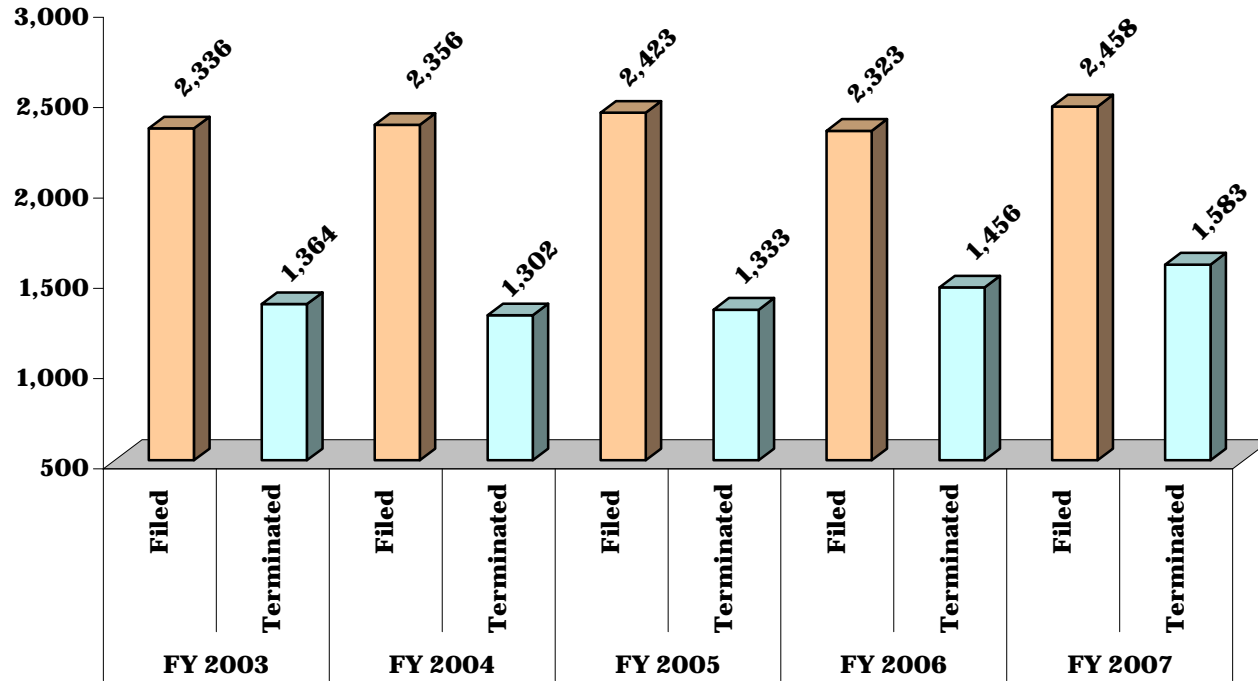


**CHART DC-7.1.11  
DISTRICT COURT**

**DISTRICT 11 - Frederick and Washington Counties**

**DWI CASES FILED AND TERMINATED (BY INCIDENT)**

**5 Year Comparative Data: Fiscal Years 2003 - 2007**

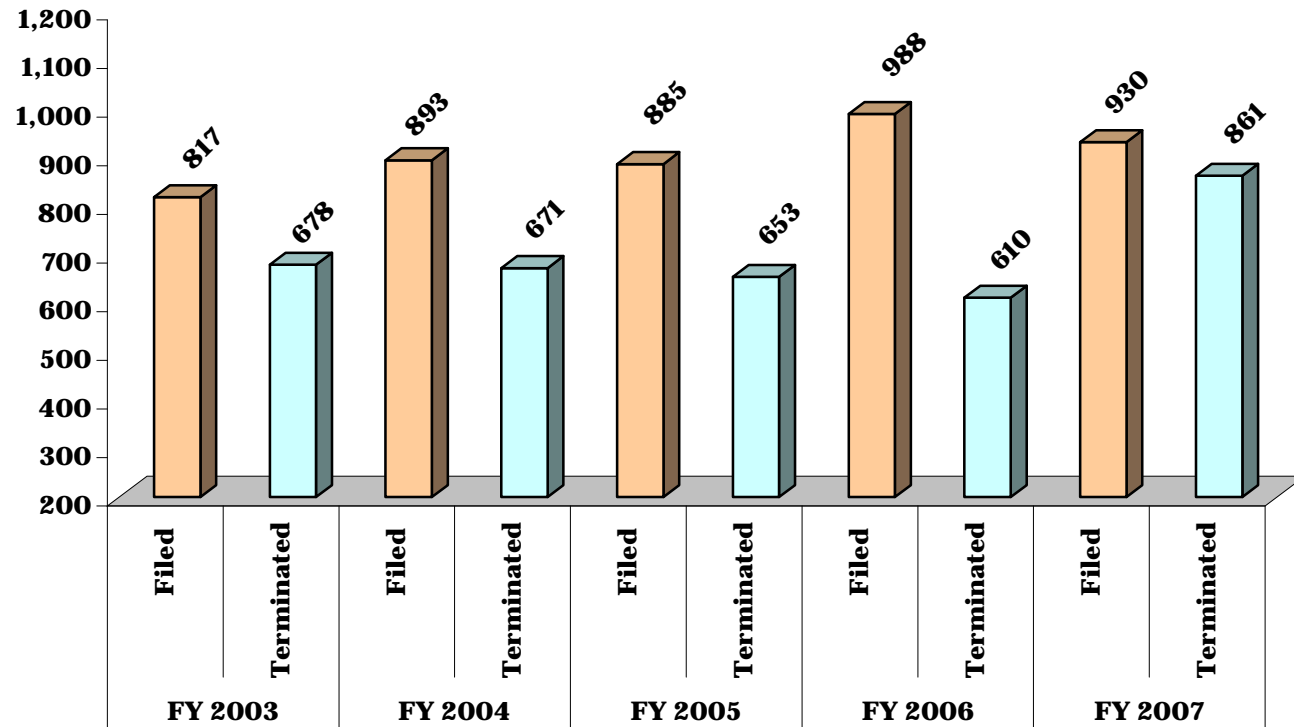


**CHART DC-7.1.12  
DISTRICT COURT**

**DISTRICT 12 - Allegany and Garrett Counties**

**DWI CASES FILED AND TERMINATED (BY INCIDENT)**

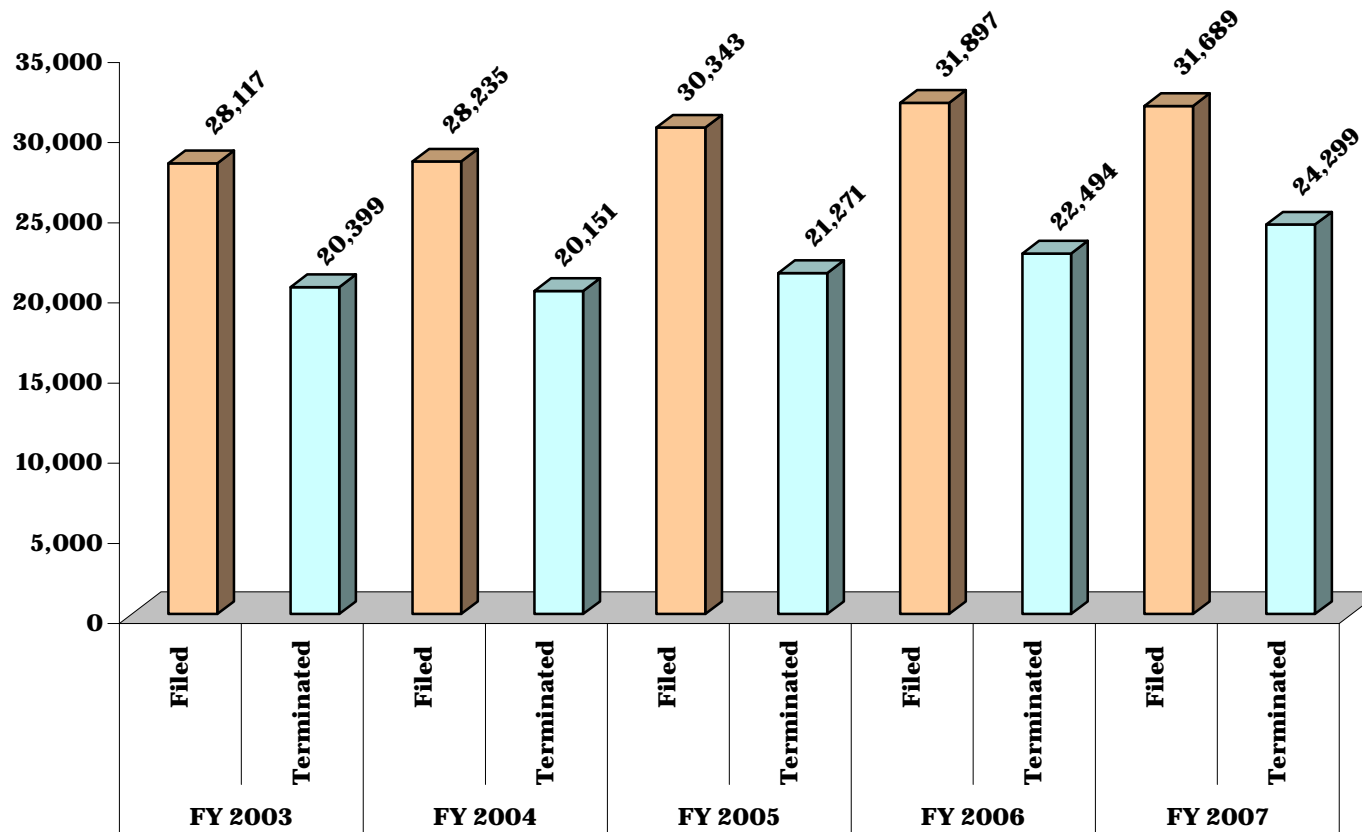
**5 Year Comparative Data: Fiscal Years 2003 - 2007**



**CHART DC-7.1.13  
DISTRICT COURT**

**STATE TOTAL:  
DWI CASES FILED AND TERMINATED (BY INCIDENT)**

**5 Year Comparative Data: Fiscal Years 2003 - 2007**



**TABLE DC-7.2  
DISTRICT COURT**

**DWI CASES: MANNER OF DISPOSITION**

	<b>Guilty</b>	<b>Not Guilty</b>	<b>Probation Before Judgment</b>	<b>Dismissed</b>	<b>Nolle Prosequi</b>	<b>Stet</b>	<b>Merged</b>	<b>Jury Trial Prayer</b>	<b>Other</b>	<b>Total</b>
<b>District 1</b>	<b>335</b>	<b>21</b>	<b>302</b>	<b>7</b>	<b>405</b>	<b>41</b>	<b>12</b>	<b>15</b>	<b>2</b>	<b>1,140</b>
Baltimore City	335	21	302	7	405	41	12	15	2	1,140
<b>District 2</b>	<b>499</b>	<b>29</b>	<b>577</b>	<b>25</b>	<b>562</b>	<b>61</b>	<b>10</b>	<b>24</b>	<b>6</b>	<b>1,793</b>
Dorchester	89	9	48	1	82	1	0	0	0	230
Somerset	38	2	80	0	93	5	0	0	0	218
Wicomico	158	10	221	1	143	54	7	9	2	605
Worcester	214	8	228	23	244	1	3	15	4	740
<b>District 3</b>	<b>498</b>	<b>47</b>	<b>338</b>	<b>2</b>	<b>459</b>	<b>30</b>	<b>29</b>	<b>48</b>	<b>5</b>	<b>1,456</b>
Caroline	87	4	22	1	51	3	19	10	0	197
Cecil	136	9	84	0	188	19	3	32	3	474
Kent	29	1	14	0	20	5	0	1	0	70
Queen Anne's	169	17	126	1	133	1	7	5	2	461
Talbot	77	16	92	0	67	2	0	0	0	254
<b>District 4</b>	<b>708</b>	<b>13</b>	<b>726</b>	<b>10</b>	<b>759</b>	<b>14</b>	<b>1</b>	<b>32</b>	<b>18</b>	<b>2,281</b>
Calvert	207	3	198	2	173	12	0	9	2	606
Charles	261	4	330	0	371	0	1	19	7	993
St. Mary's	240	6	198	8	215	2	0	4	9	682
<b>District 5</b>	<b>70</b>	<b>31</b>	<b>144</b>	<b>6</b>	<b>947</b>	<b>16</b>	<b>1</b>	<b>385</b>	<b>9</b>	<b>1,609</b>
Prince George's	70	31	144	6	947	16	1	385	9	1,609
<b>District 6</b>	<b>1,130</b>	<b>59</b>	<b>819</b>	<b>32</b>	<b>1,727</b>	<b>529</b>	<b>9</b>	<b>13</b>	<b>21</b>	<b>4,339</b>
Montgomery	1,130	59	819	32	1,727	529	9	13	21	4,339

**DWI CASES: MANNER OF DISPOSITION, page 2**

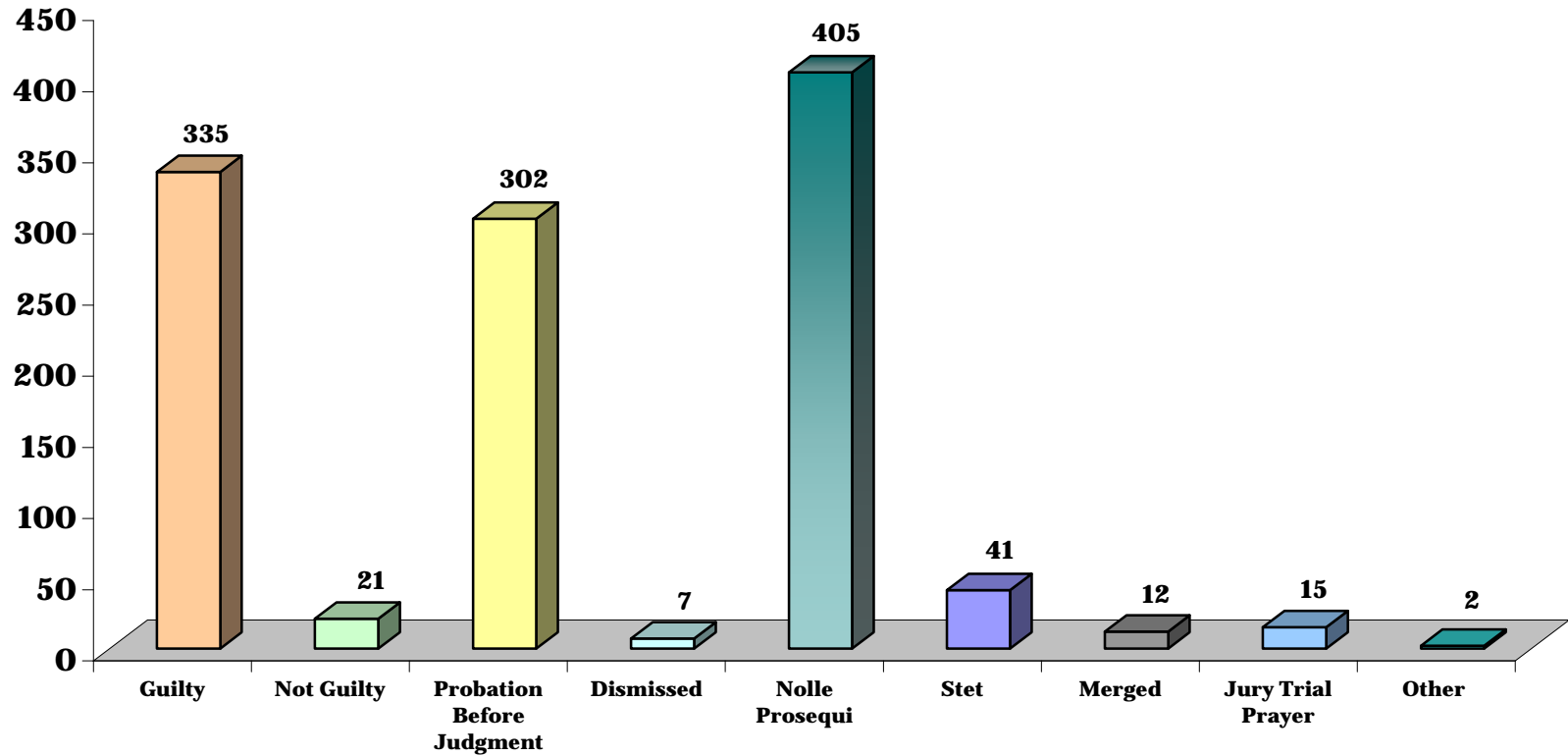
	<b>Guilty</b>	<b>Not Guilty</b>	<b>Probation Before Judgment</b>	<b>Dismissed</b>	<b>Nolle Prosequi</b>	<b>Stet</b>	<b>Merged</b>	<b>Jury Trial Prayer</b>	<b>Other</b>	<b>Total</b>
<b>District 7</b>	<b>583</b>	<b>69</b>	<b>830</b>	<b>8</b>	<b>1,274</b>	<b>461</b>	<b>3</b>	<b>34</b>	<b>37</b>	<b>3,299</b>
Anne Arundel	583	69	830	8	1,274	461	3	34	37	3,299
<b>District 8</b>	<b>651</b>	<b>89</b>	<b>830</b>	<b>5</b>	<b>997</b>	<b>16</b>	<b>15</b>	<b>41</b>	<b>16</b>	<b>2,660</b>
Baltimore	651	89	830	5	997	16	15	41	16	2,660
<b>District 9</b>	<b>400</b>	<b>6</b>	<b>322</b>	<b>2</b>	<b>53</b>	<b>249</b>	<b>9</b>	<b>46</b>	<b>4</b>	<b>1,091</b>
Harford	400	6	322	2	53	249	9	46	4	1,091
<b>District 10</b>	<b>448</b>	<b>58</b>	<b>840</b>	<b>4</b>	<b>717</b>	<b>47</b>	<b>7</b>	<b>45</b>	<b>21</b>	<b>2,187</b>
Carroll	163	22	261	1	162	38	3	25	13	688
Howard	285	36	579	3	555	9	4	20	8	1,499
<b>District 11</b>	<b>386</b>	<b>15</b>	<b>521</b>	<b>5</b>	<b>588</b>	<b>4</b>	<b>1</b>	<b>53</b>	<b>10</b>	<b>1,583</b>
Frederick	206	10	299	5	326	3	1	34	4	888
Washington	180	5	222	0	262	1	0	19	6	695
<b>District 12</b>	<b>177</b>	<b>7</b>	<b>275</b>	<b>6</b>	<b>344</b>	<b>28</b>	<b>1</b>	<b>21</b>	<b>2</b>	<b>861</b>
Allegany	143	6	183	6	220	20	1	11	1	591
Garrett	34	1	92	0	124	8	0	10	1	270
<b>State Totals</b>	<b>5,885</b>	<b>444</b>	<b>6,524</b>	<b>112</b>	<b>8,832</b>	<b>1,496</b>	<b>98</b>	<b>757</b>	<b>151</b>	<b>24,299</b>

**CHART DC-7.2.1  
DISTRICT COURT**

**DISTRICT 1 - Baltimore City**

**DWI CASES: MANNER OF DISPOSITION**

**Fiscal Year 2007**



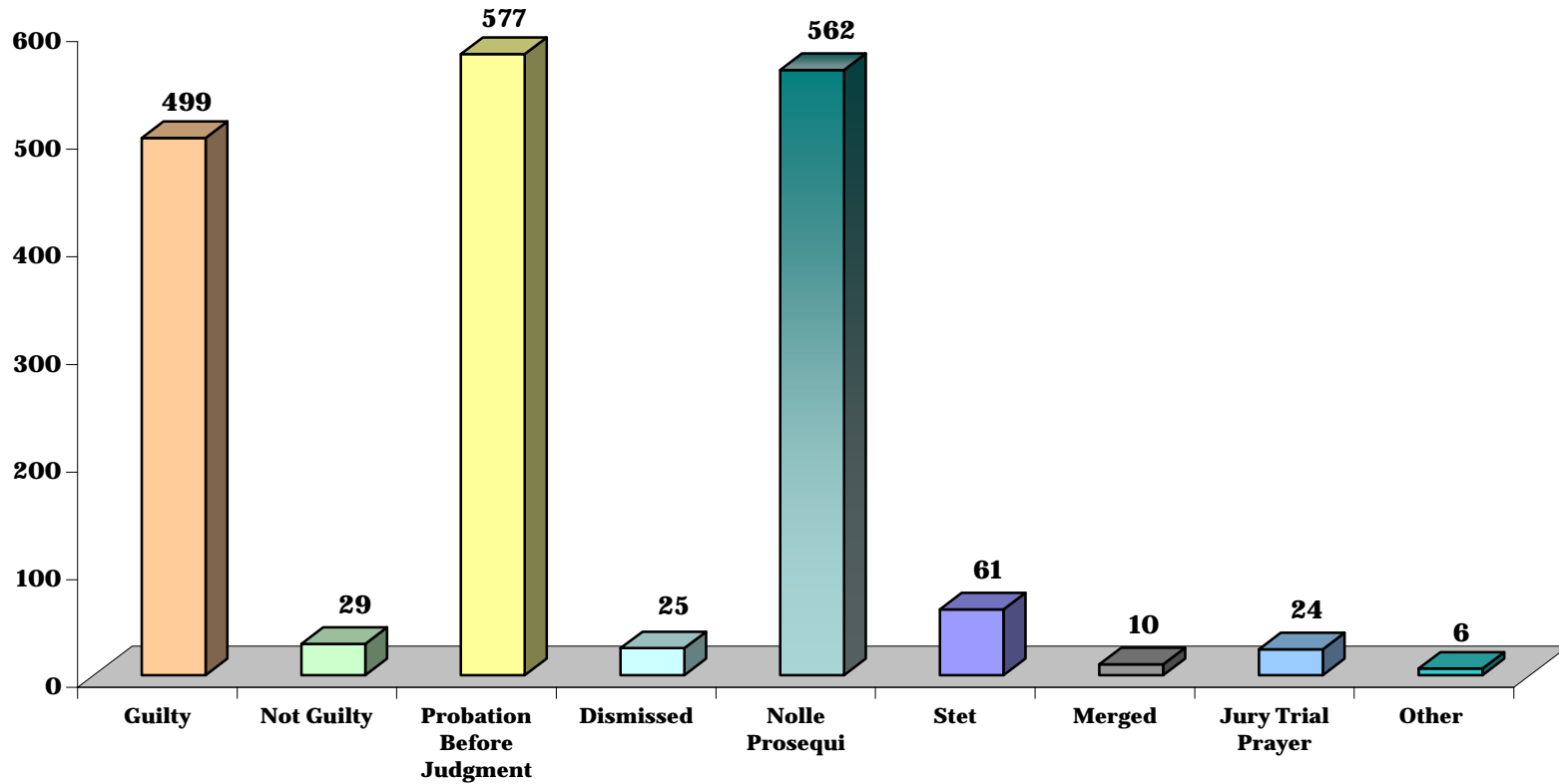


**CHART DC-7.2.2  
DISTRICT COURT**

**DISTRICT 2 - Dorchester, Somerset, Wicomico and Worcester Counties**

**DWI CASES: MANNER OF DISPOSITION**

**Fiscal Year 2007**

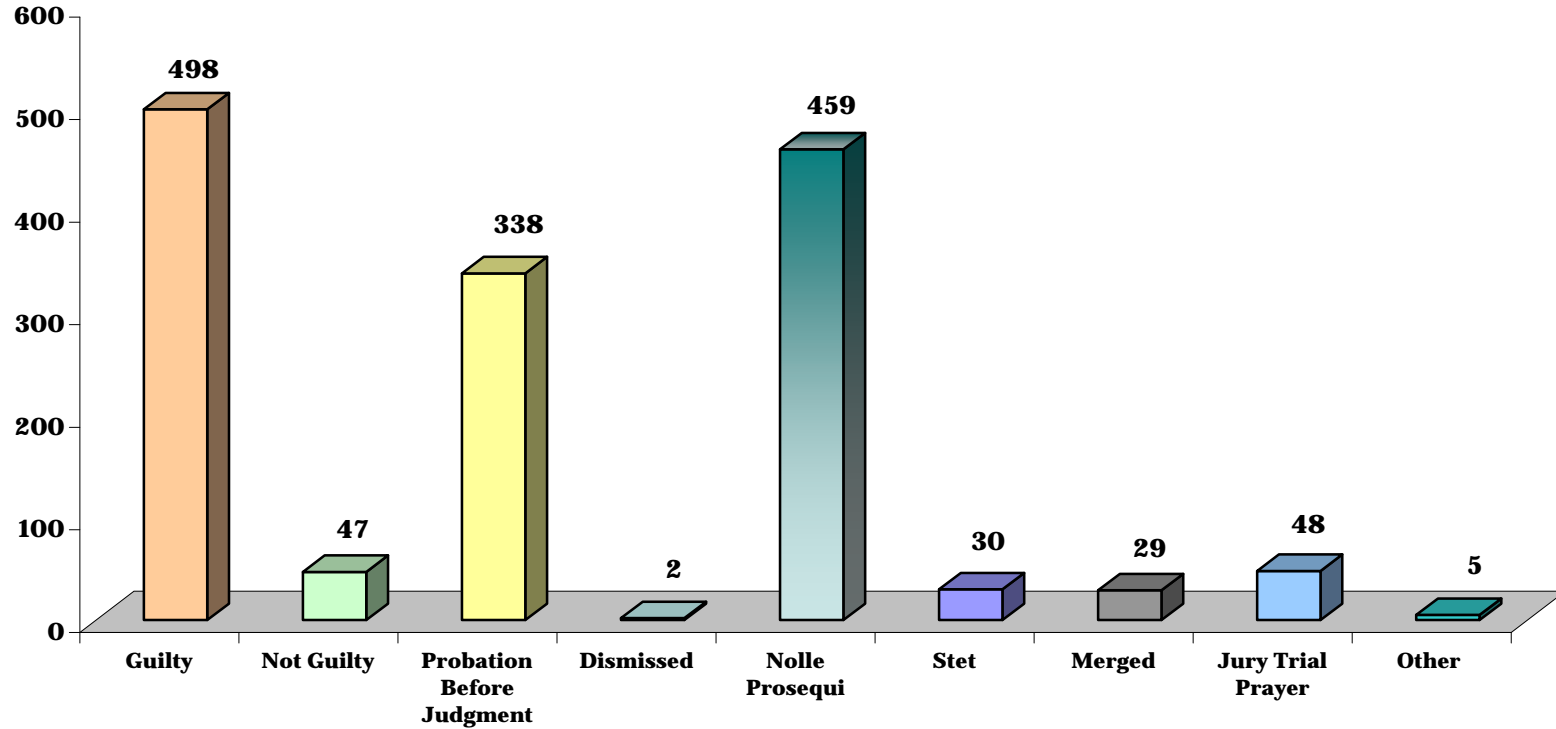


**CHART DC-7.2.3  
DISTRICT COURT**

**DISTRICT 3 - Caroline, Cecil, Kent, Queen Anne's and Talbot Counties**

**DWI CASES: MANNER OF DISPOSITION**

**Fiscal Year 2007**

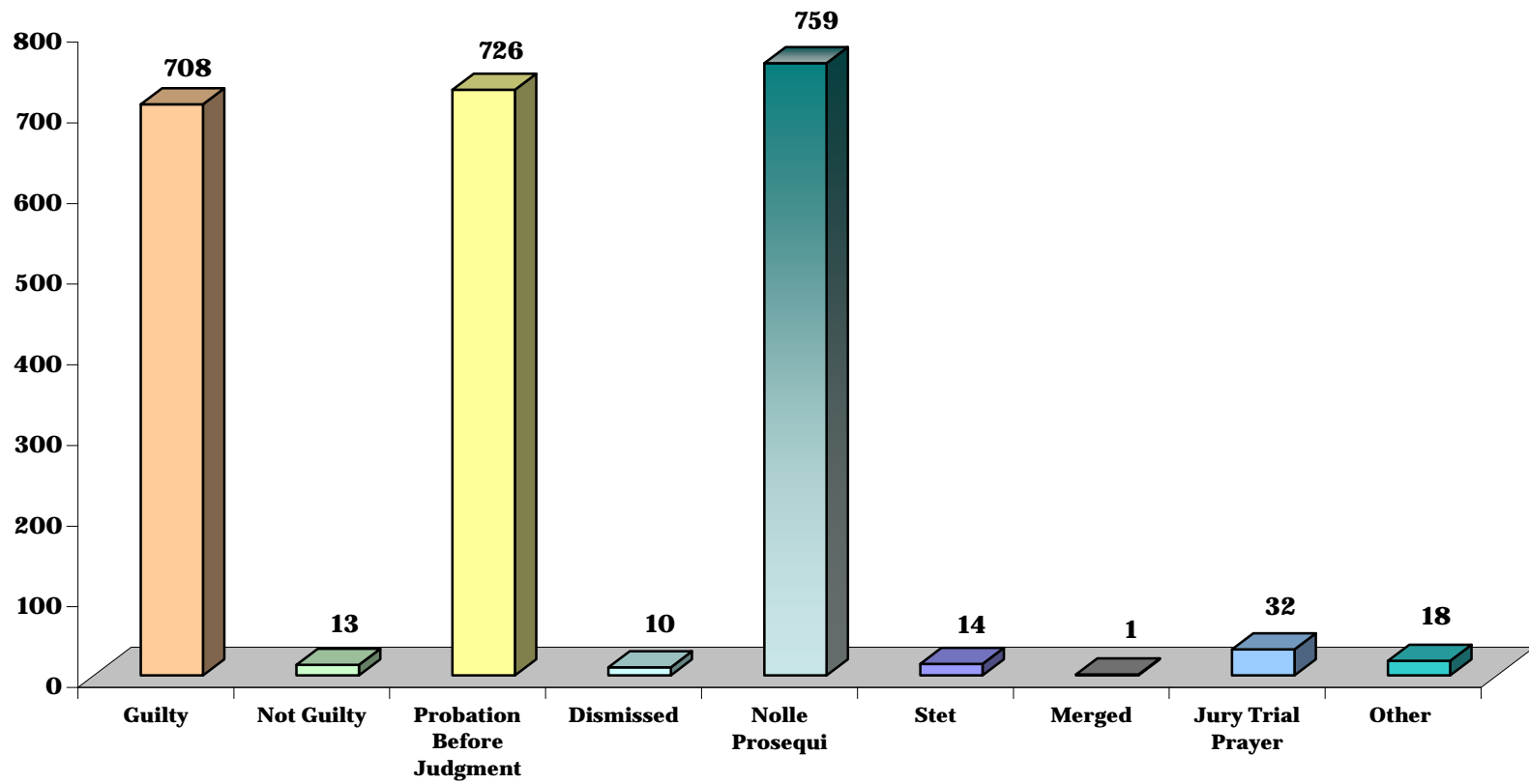


**CHART DC-7.2.4  
DISTRICT COURT**

**DISTRICT 4 - Calvert, Charles and St. Mary's Counties**

**DWI CASES: MANNER OF DISPOSITION**

**Fiscal Year 2007**

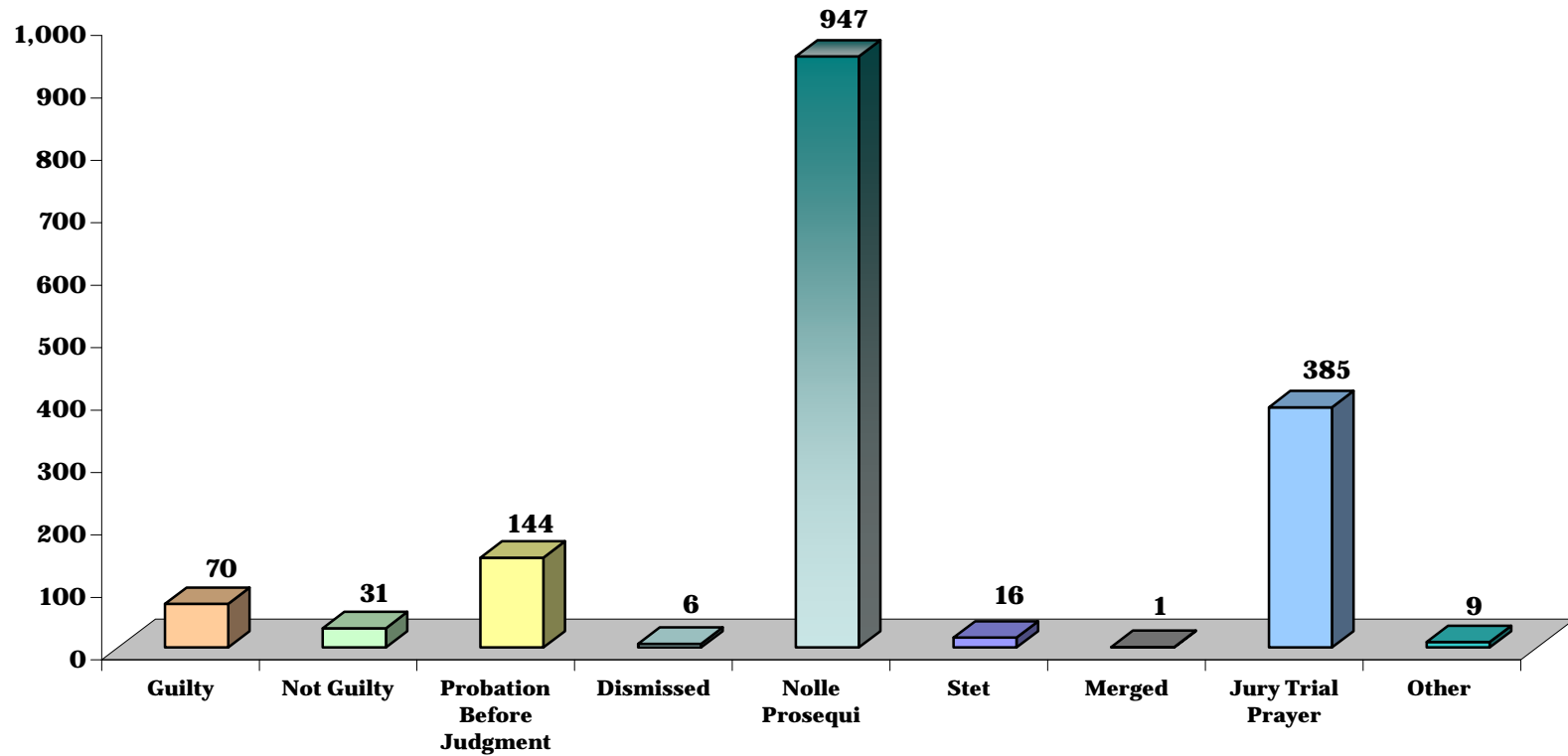


**CHART DC-7.2.5  
DISTRICT COURT**

**DISTRICT 5 - Prince George's County**

**DWI CASES: MANNER OF DISPOSITION**

**Fiscal Year 2007**

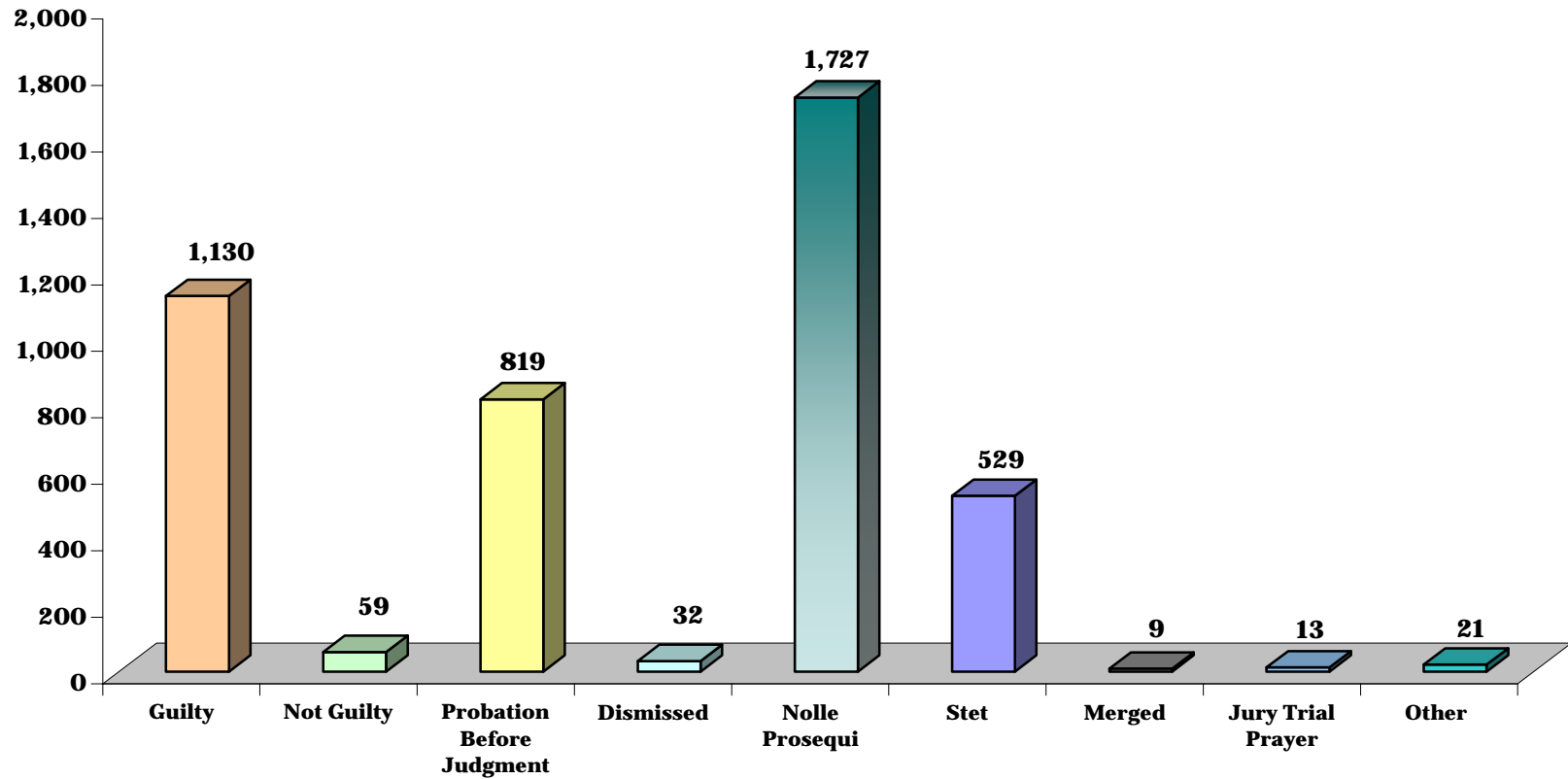


**CHART DC-7.2.6  
DISTRICT COURT**

**DISTRICT 6 - Montgomery County**

**DWI CASES: MANNER OF DISPOSITION**

**Fiscal Year 2007**

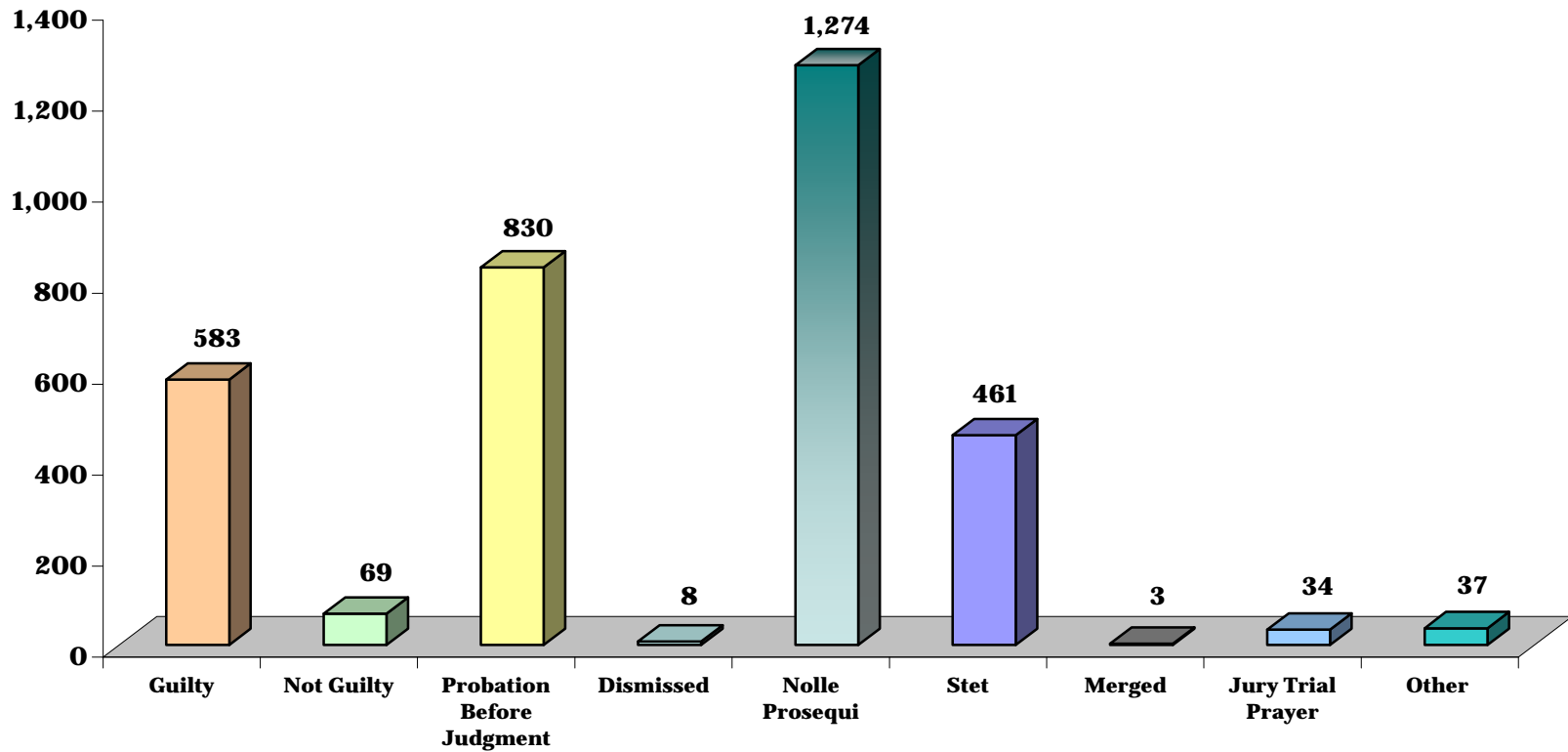


**CHART DC-7.2.7  
DISTRICT COURT**

**DISTRICT 7 - Anne Arundel County**

**DWI CASES: MANNER OF DISPOSITION**

**Fiscal Year 2007**

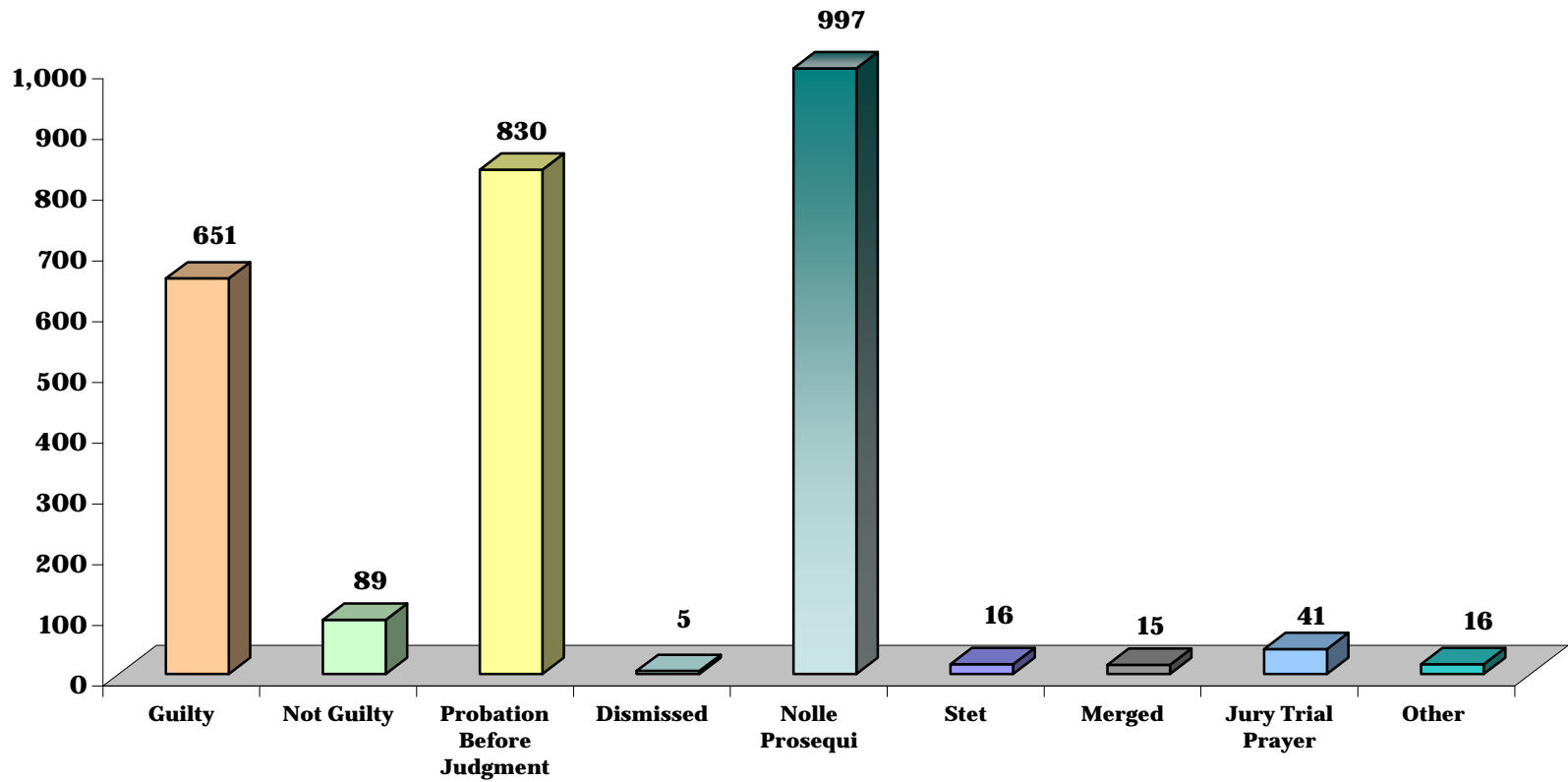


**CHART DC-7.2.8  
DISTRICT COURT**

**DISTRICT 8 - Baltimore County**

**DWI CASES: MANNER OF DISPOSITION**

**Fiscal Year 2007**

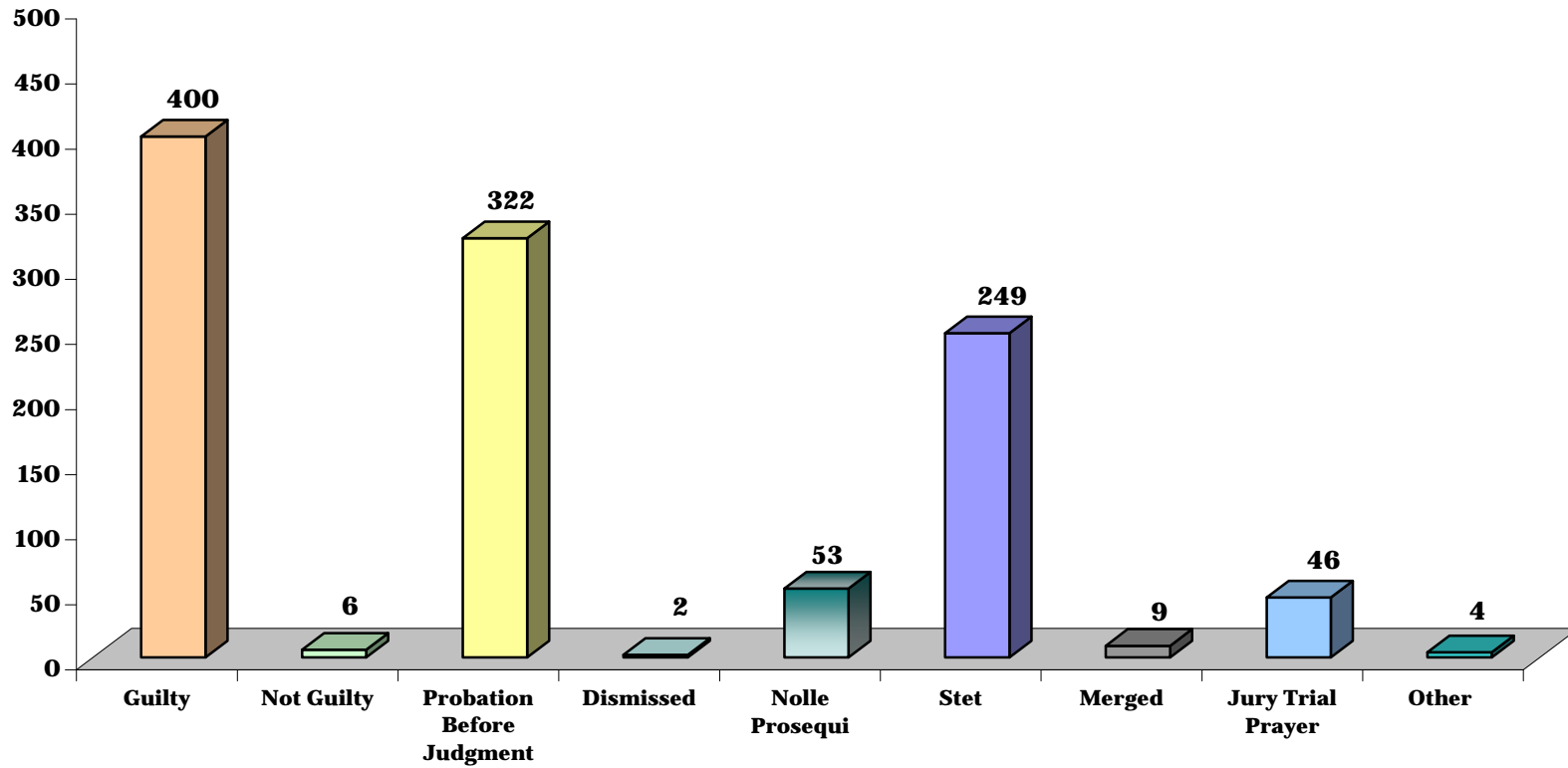


**CHART DC-7.2.9  
DISTRICT COURT**

**DISTRICT 9 - Harford County**

**DWI CASES: MANNER OF DISPOSITION**

**Fiscal Year 2007**



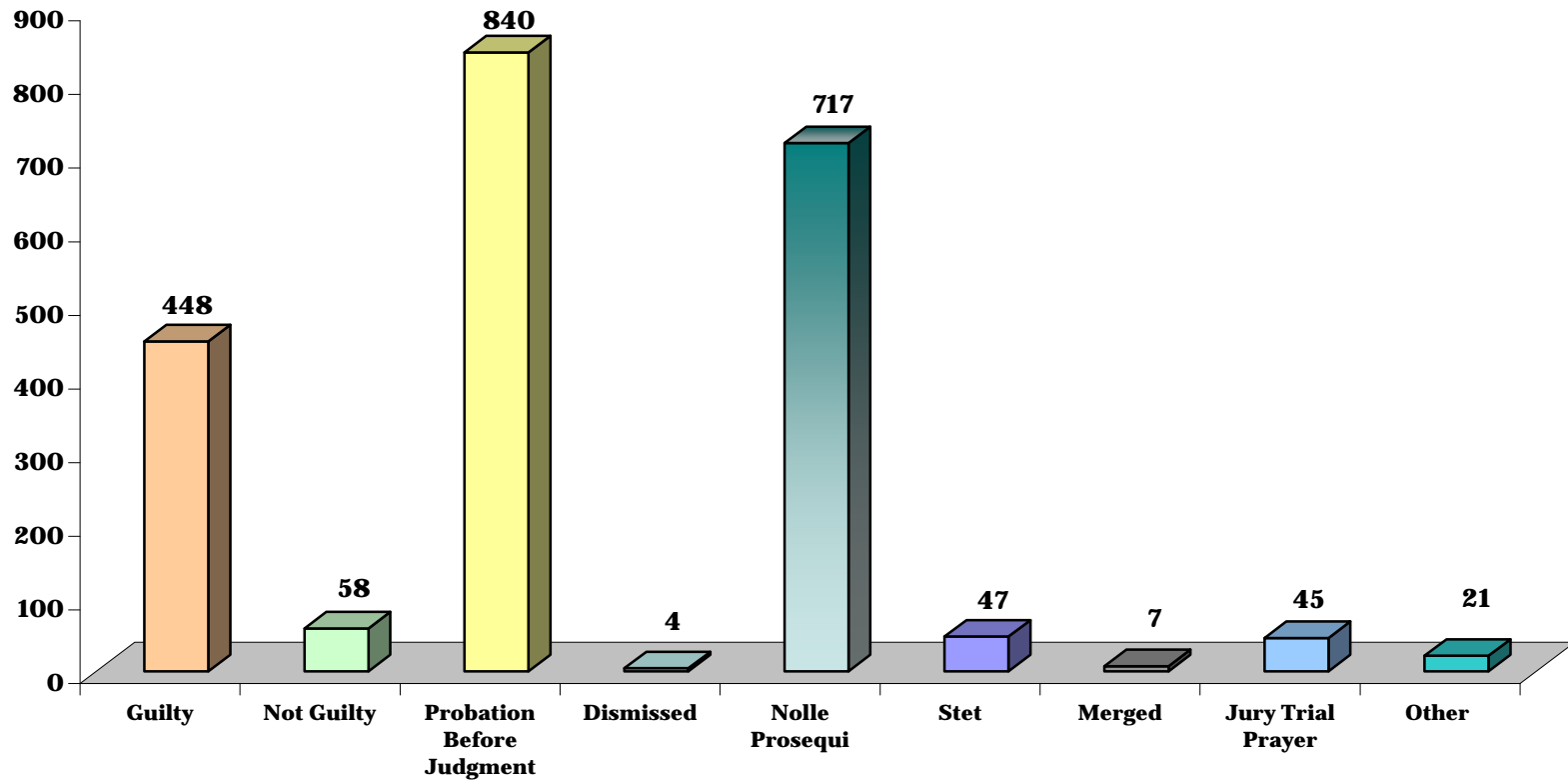


**CHART DC-7.2.10  
DISTRICT COURT**

**DISTRICT 10 - Carroll and Howard Counties**

**DWI CASES: MANNER OF DISPOSITION**

**Fiscal Year 2007**

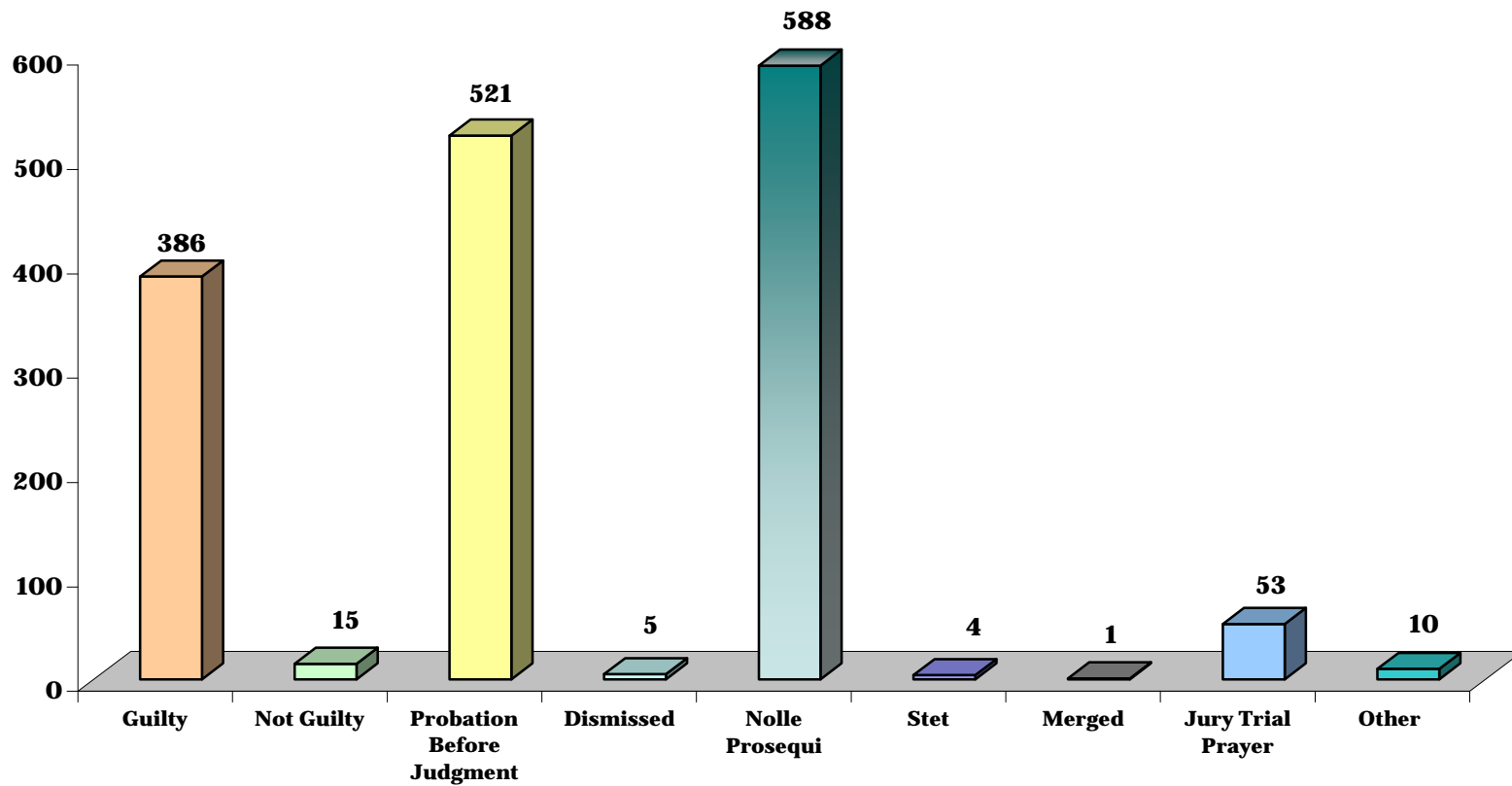


**CHART DC-7.2.11  
DISTRICT COURT**

**DISTRICT 11 - Frederick and Washington Counties**

**DWI CASES: MANNER OF DISPOSITION**

**Fiscal Year 2007**

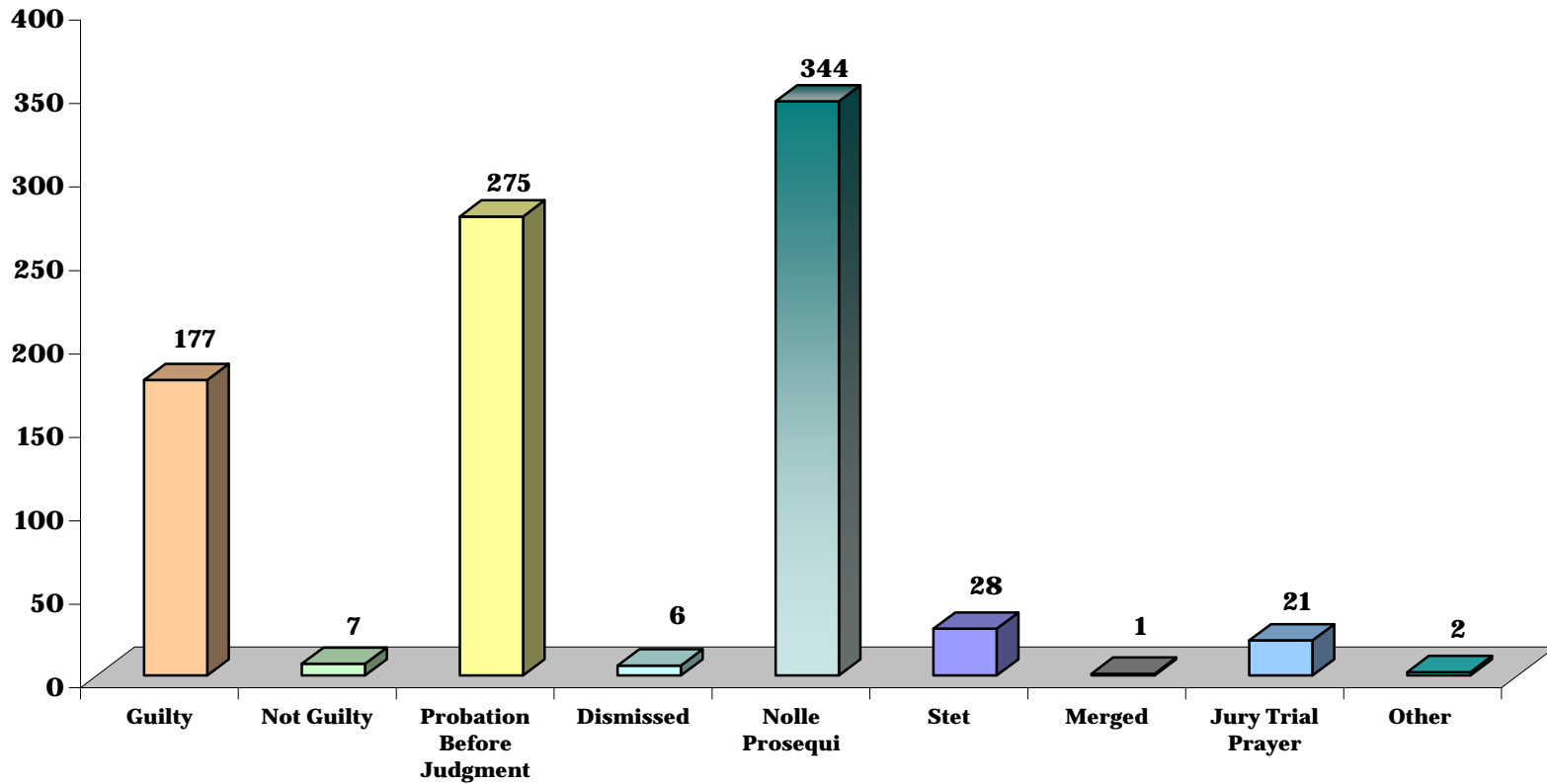


**CHART DC-7.2.12  
DISTRICT COURT**

**DISTRICT 12 - Allegany and Garrett Counties**

**DWI CASES: MANNER OF DISPOSITION**

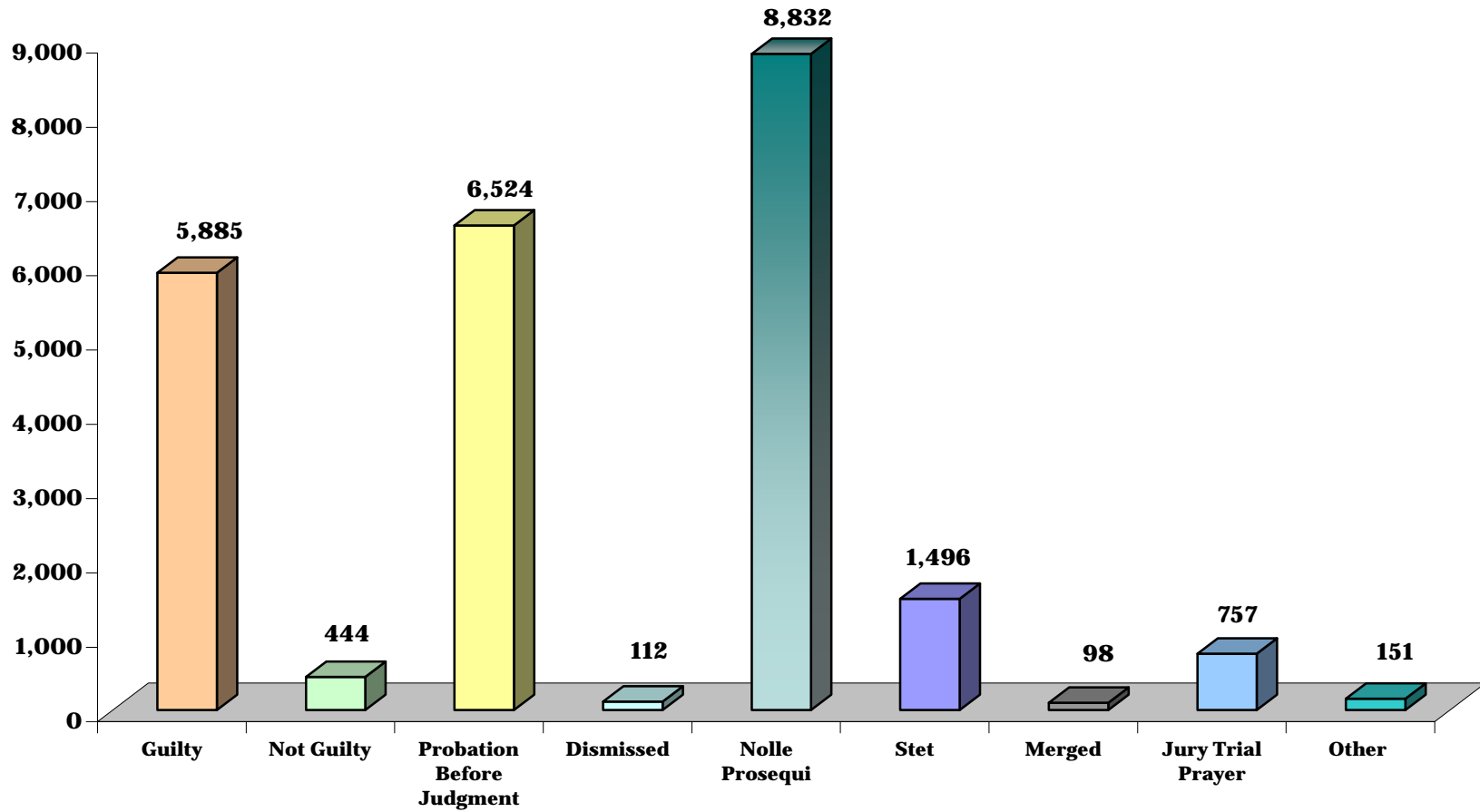
**Fiscal Year 2007**



**CHART DC-7.2.13  
DISTRICT COURT**

**STATE TOTAL:  
DWI CASES: MANNER OF DISPOSITION**

**Fiscal Year 2007**





**DOMESTIC VIOLENCE CASES FILED AND TERMINATED, page 2**

	FY 2003		FY 2004		FY 2005		FY 2006		FY 2007	
	Filed	Terminated	Filed	Terminated	Filed	Terminated	Filed	Terminated	Filed	Terminated
<b>District 7</b>	<b>2,117</b>	<b>1,693</b>	<b>1,971</b>	<b>1,817</b>	<b>1,998</b>	<b>1,897</b>	<b>1,922</b>	<b>1,805</b>	<b>1,845</b>	<b>1,852</b>
Anne Arundel	2,117	1,693	1,971	1,817	1,998	1,897	1,922	1,805	1,845	1,852
<b>District 8</b>	<b>3,620</b>	<b>2,095</b>	<b>3,972</b>	<b>3,443</b>	<b>3,780</b>	<b>3,721</b>	<b>3,685</b>	<b>3,153</b>	<b>3,758</b>	<b>3,601</b>
Baltimore	3,620	2,095	3,972	3,443	3,780	3,721	3,685	3,153	3,758	3,601
<b>District 9</b>	<b>628</b>	<b>415</b>	<b>621</b>	<b>584</b>	<b>743</b>	<b>719</b>	<b>648</b>	<b>634</b>	<b>715</b>	<b>686</b>
Harford	628	415	621	584	743	719	648	634	715	686

	FY 2003		FY 2004		FY 2005		FY 2006		FY 2007	
	Filed	Terminated	Filed	Terminated	Filed	Terminated	Filed	Terminated	Filed	Terminated
<b>District 10</b>	<b>847</b>	<b>645</b>	<b>818</b>	<b>808</b>	<b>885</b>	<b>866</b>	<b>905</b>	<b>849</b>	<b>914</b>	<b>861</b>
Carroll	331	267	294	285	292	296	279	255	304	287
Howard	516	378	524	523	593	570	626	594	610	574
<b>District 11</b>	<b>1,365</b>	<b>921</b>	<b>1,465</b>	<b>1,365</b>	<b>1,634</b>	<b>1,598</b>	<b>1,700</b>	<b>1,589</b>	<b>1,637</b>	<b>1,531</b>
Frederick	495	314	575	534	643	622	700	623	658	658
Washington	870	607	890	831	991	976	1,000	966	979	873
<b>District 12</b>	<b>472</b>	<b>303</b>	<b>499</b>	<b>507</b>	<b>522</b>	<b>538</b>	<b>496</b>	<b>462</b>	<b>511</b>	<b>498</b>
Allegany	319	211	360	338	344	328	348	329	346	349
Garrett	153	92	139	169	178	210	148	133	165	149

	FY 2003		FY 2004		FY 2005		FY 2006		FY 2007	
	Filed	Terminated	Filed	Terminated	Filed	Terminated	Filed	Terminated	Filed	Terminated
<b>State Totals</b>	<b>21,333</b>	<b>14,767</b>	<b>22,934</b>	<b>21,304</b>	<b>23,627</b>	<b>22,984</b>	<b>23,813</b>	<b>22,120</b>	<b>24,370</b>	<b>23,138</b>

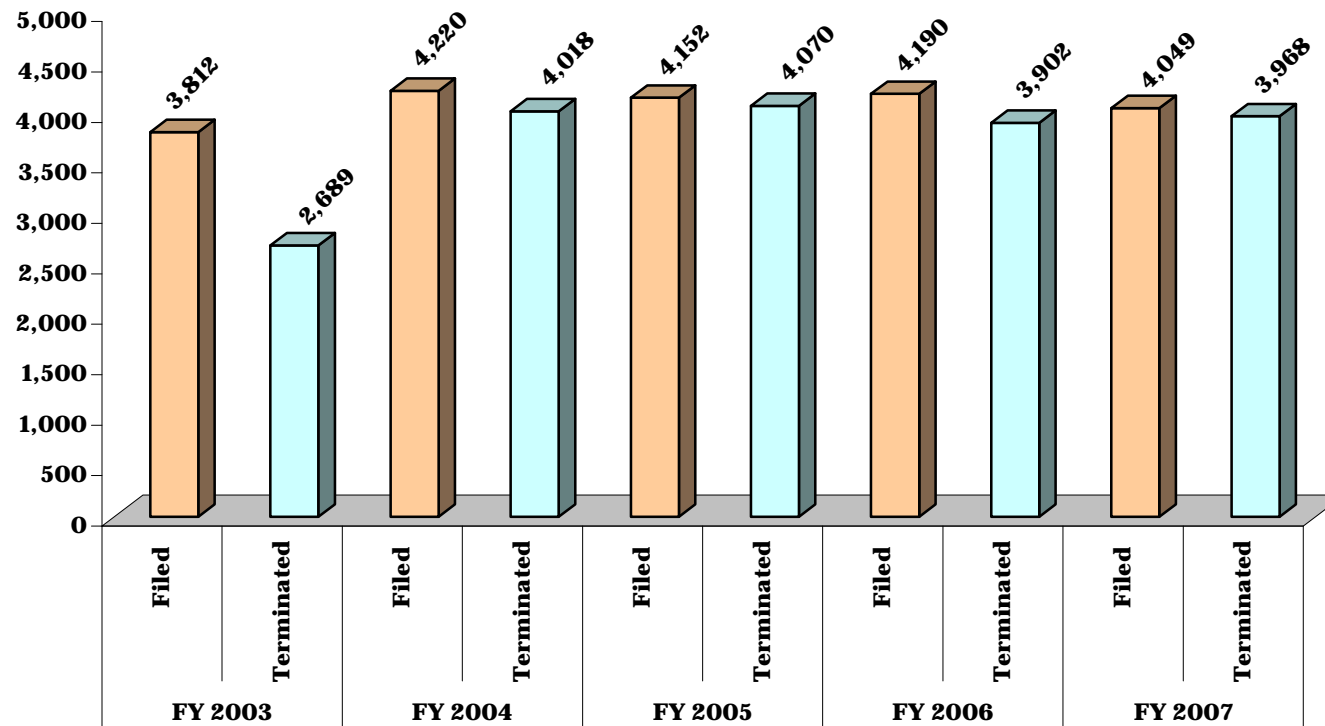
Note: The termination count is the total number of final protective orders issued, denied and dismissed; temporary orders denied and dismissed; and interim orders denied.

**CHART DC-8.1  
DISTRICT COURT**

**DISTRICT 1 - Baltimore City**

**DOMESTIC VIOLENCE CASES FILED AND TERMINATED**

**5 Year Comparative Data: Fiscal Years 2003 - 2007**



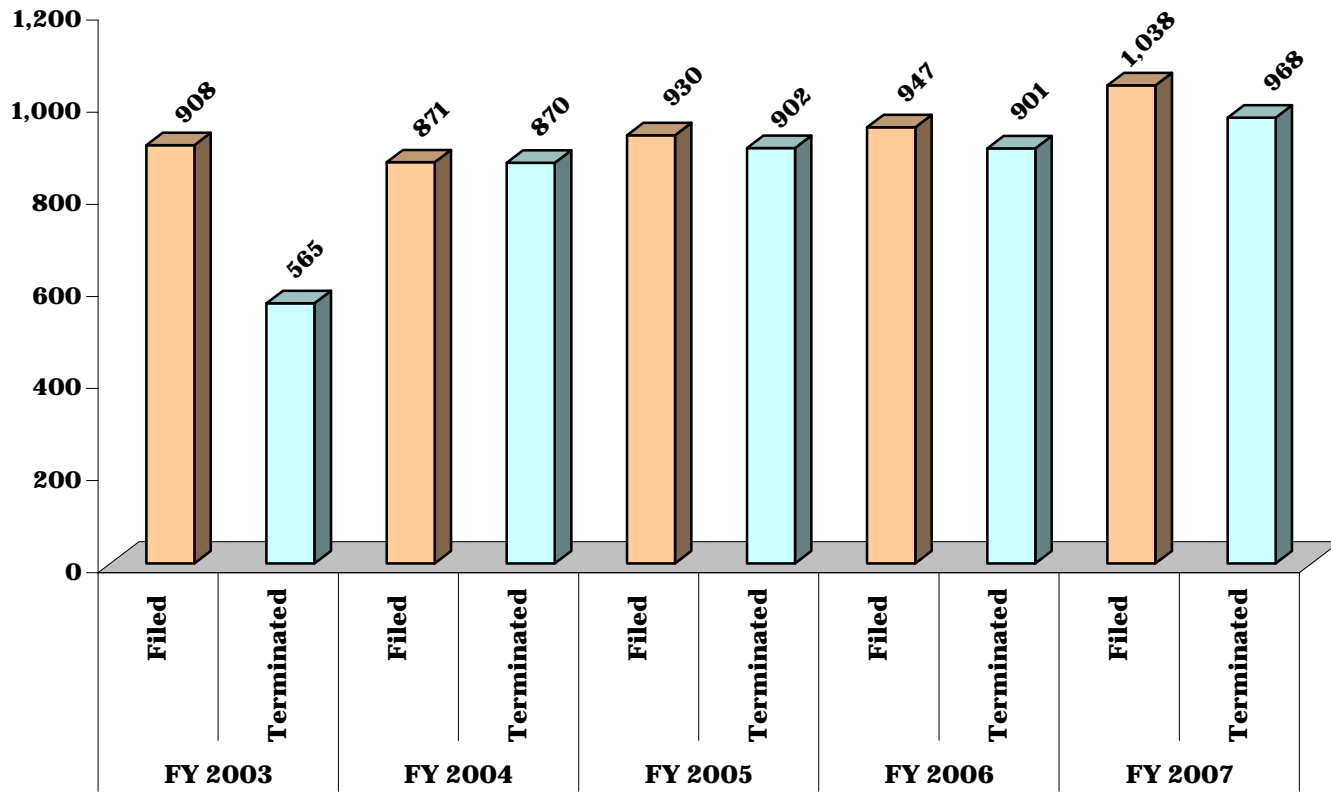
Note: The termination count is the total number of final protective orders issued, denied and dismissed; temporary orders denied and dismissed; and interim orders denied.

**CHART DC-8.2  
DISTRICT COURT**

**DISTRICT 2 - Dorchester, Somerset, Wicomico and Worcester Counties**

**DOMESTIC VIOLENCE CASES FILED AND TERMINATED**

**5 Year Comparative Data: Fiscal Years 2003 - 2007**



Note: The termination count is the total number of final protective orders issued, denied and dismissed; temporary orders denied and dismissed; and interim orders denied.

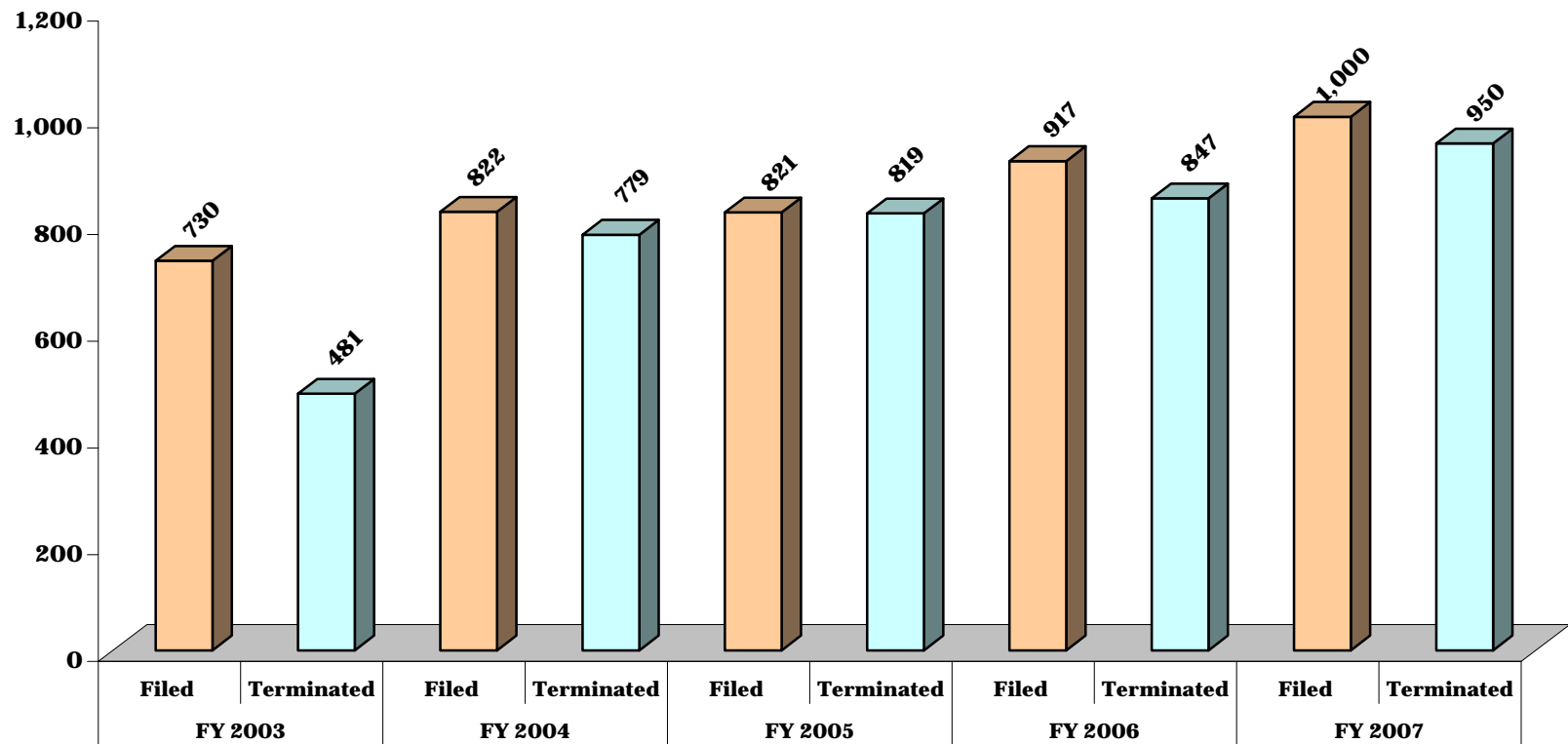


**CHART DC-8.3  
DISTRICT COURT**

**DISTRICT 3 - Caroline, Cecil, Kent, Queen Anne's and Talbot Counties**

**DOMESTIC VIOLENCE CASES FILED AND TERMINATED**

**5 Year Comparative Data: Fiscal Years 2003 - 2007**



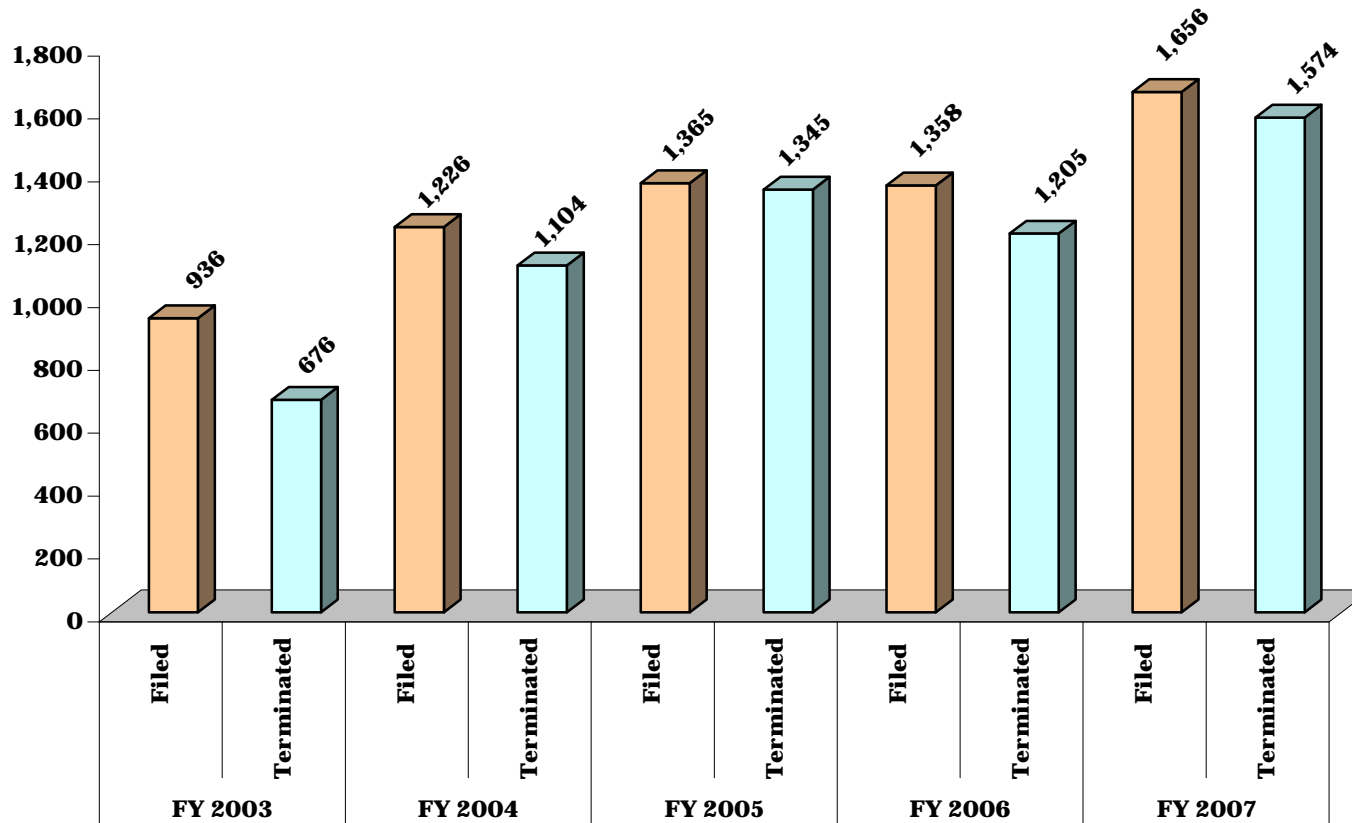
Note: The termination count is the total number of final protective orders issued, denied and dismissed; temporary orders denied and dismissed; and interim orders denied.

**CHART DC-8.4  
DISTRICT COURT**

**DISTRICT 4 - Calvert, Charles and St. Mary's Counties**

**DOMESTIC VIOLENCE CASES FILED AND TERMINATED**

**5 Year Comparative Data: Fiscal Years 2003 - 2007**



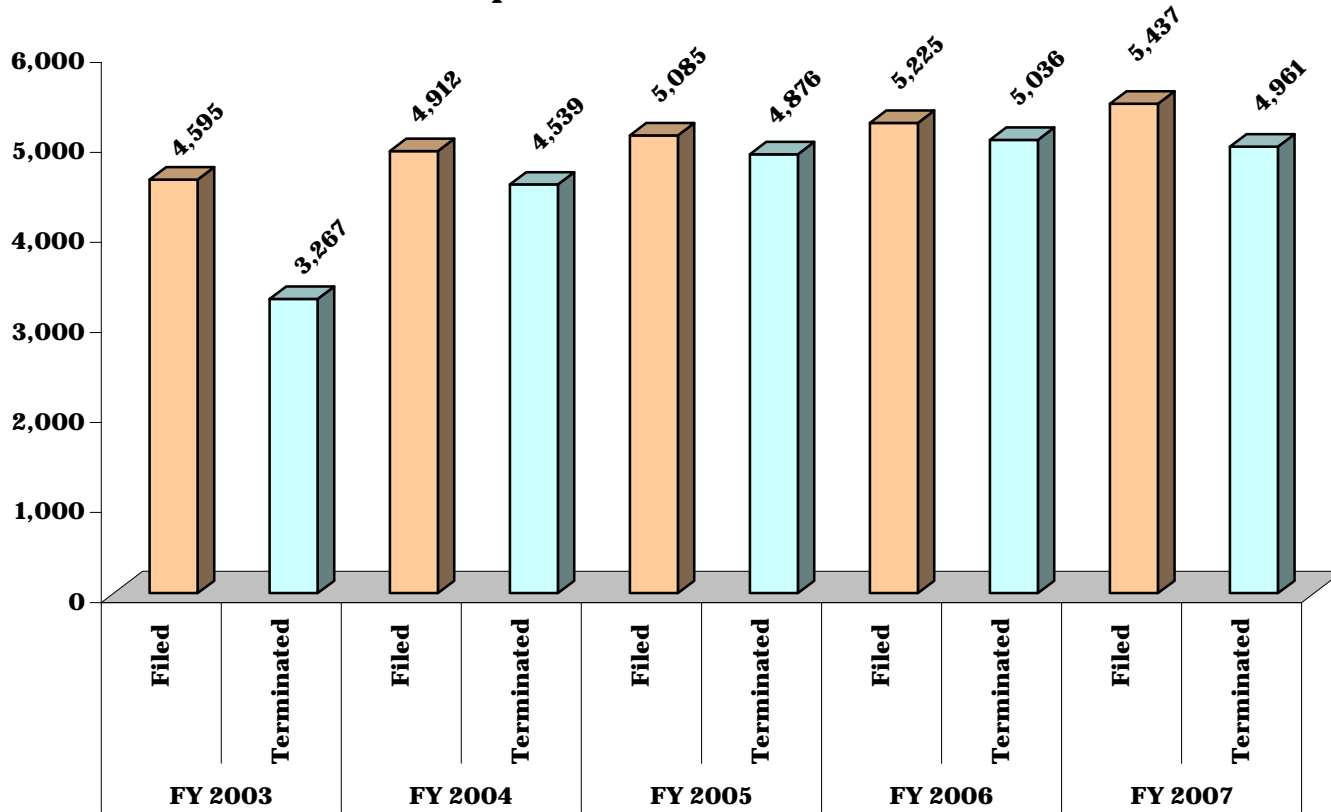
Note: The termination count is the total number of final protective orders issued, denied and dismissed; temporary orders denied and dismissed; and interim orders denied.

**CHART DC-8.5  
DISTRICT COURT**

**DISTRICT 5 - Prince George's County**

**DOMESTIC VIOLENCE CASES FILED AND TERMINATED**

**5 Year Comparative Data: Fiscal Years 2003 - 2007**



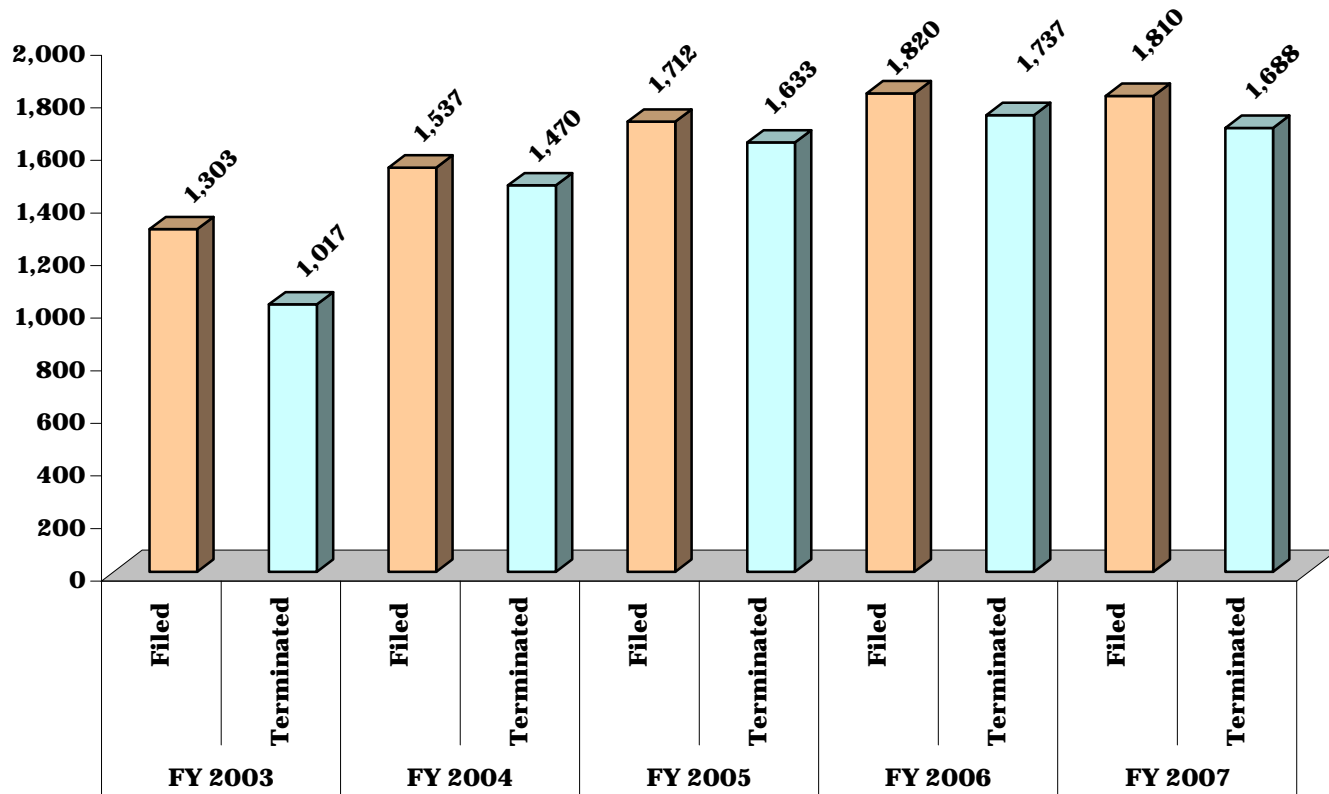
Note: The termination count is the total number of final protective orders issued, denied and dismissed; temporary orders denied and dismissed; and interim orders denied.

**CHART DC-8.6  
DISTRICT COURT**

**DISTRICT 6 - Montgomery County**

**DOMESTIC VIOLENCE CASES FILED AND TERMINATED**

**5 Year Comparative Data: Fiscal Years 2003 - 2007**



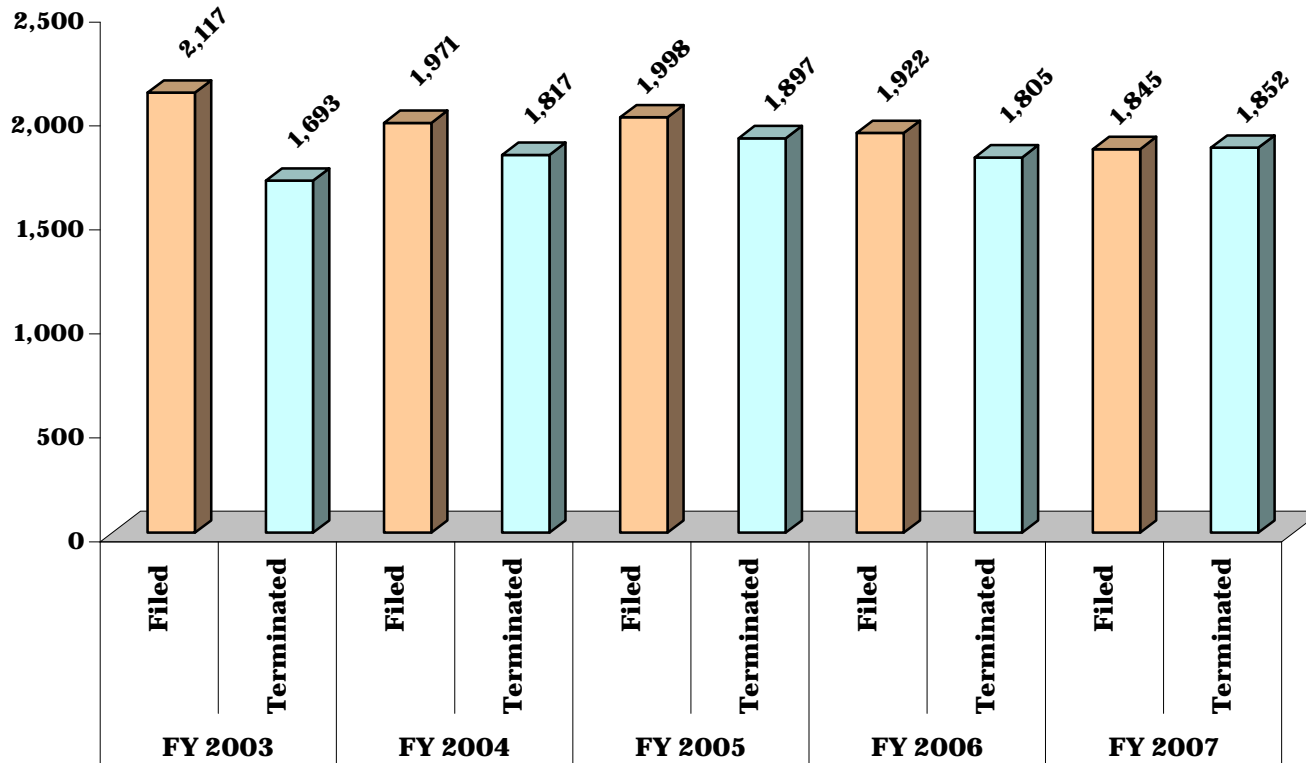
Note: The termination count is the total number of final protective orders issued, denied and dismissed; temporary orders denied and dismissed; and interim orders denied.

**CHART DC-8.7  
DISTRICT COURT**

**DISTRICT 7 - Anne Arundel County**

**DOMESTIC VIOLENCE CASES FILED AND TERMINATED**

**5 Year Comparative Data: Fiscal Years 2003 - 2007**



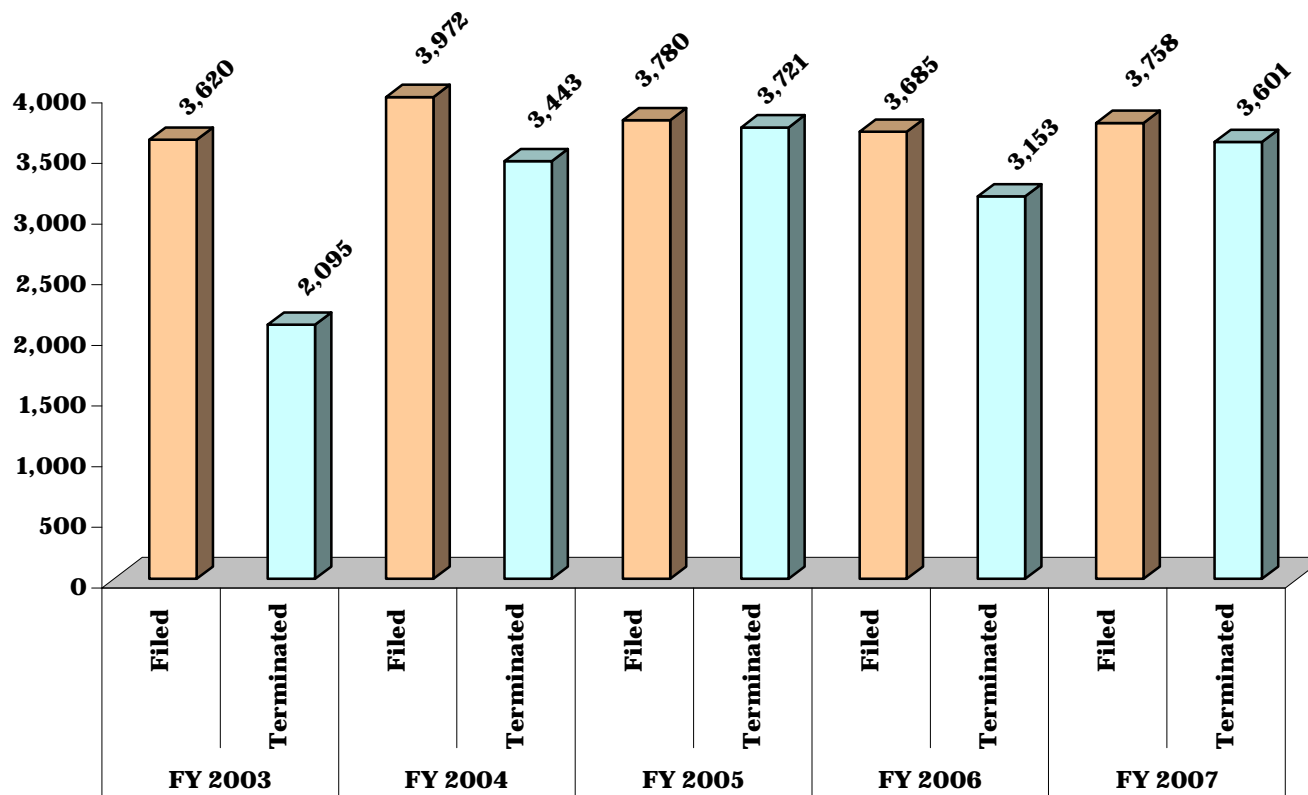
Note: The termination count is the total number of final protective orders issued, denied and dismissed; temporary orders denied and dismissed; and interim orders denied.

**CHART DC-8.8  
DISTRICT COURT**

**DISTRICT 8 - Baltimore County**

**DOMESTIC VIOLENCE CASES FILED AND TERMINATED**

**5 Year Comparative Data: Fiscal Years 2003 - 2007**



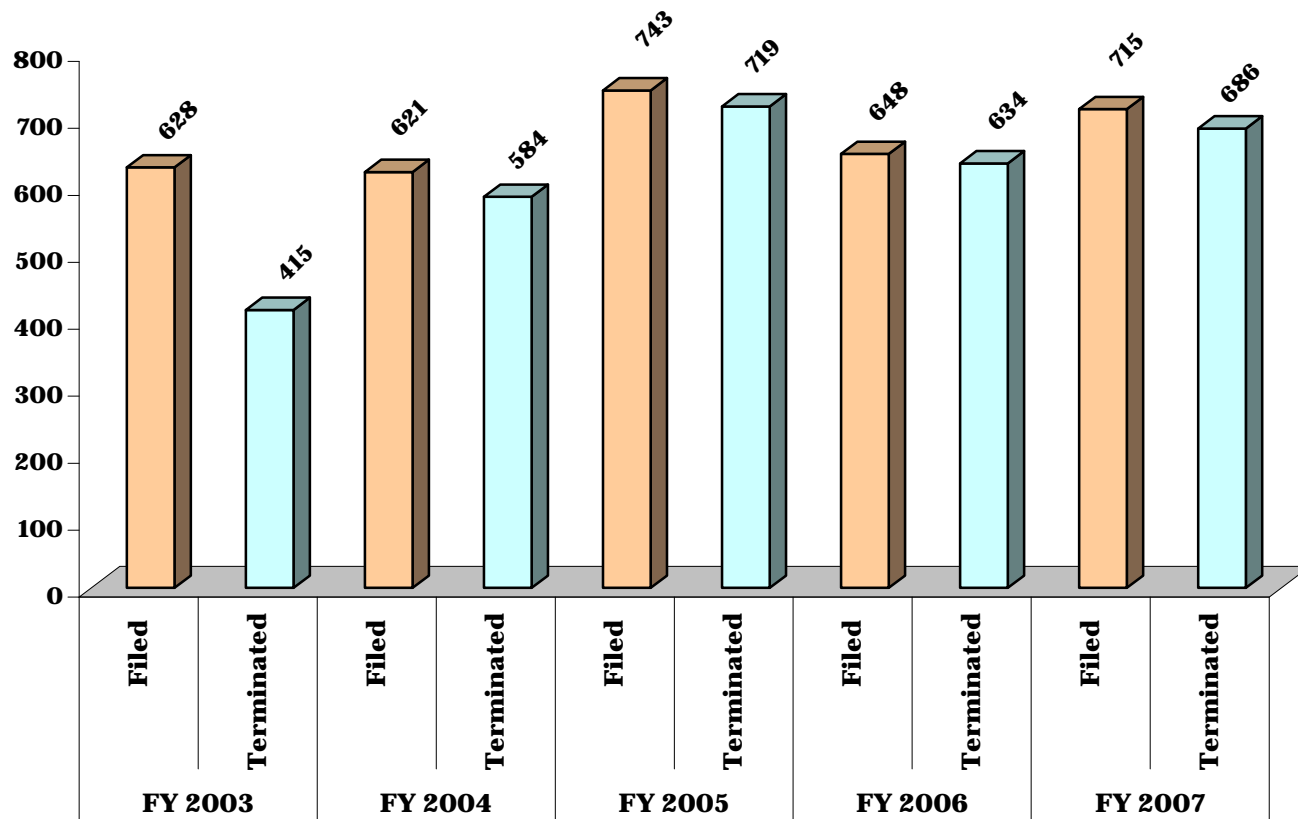
Note: The termination count is the total number of final protective orders issued, denied and dismissed; temporary orders denied and dismissed; and interim orders denied.

**CHART DC-8.9  
DISTRICT COURT**

**DISTRICT 9 - Harford County**

**DOMESTIC VIOLENCE CASES FILED AND TERMINATED**

**5 Year Comparative Data: Fiscal Years 2003 - 2007**



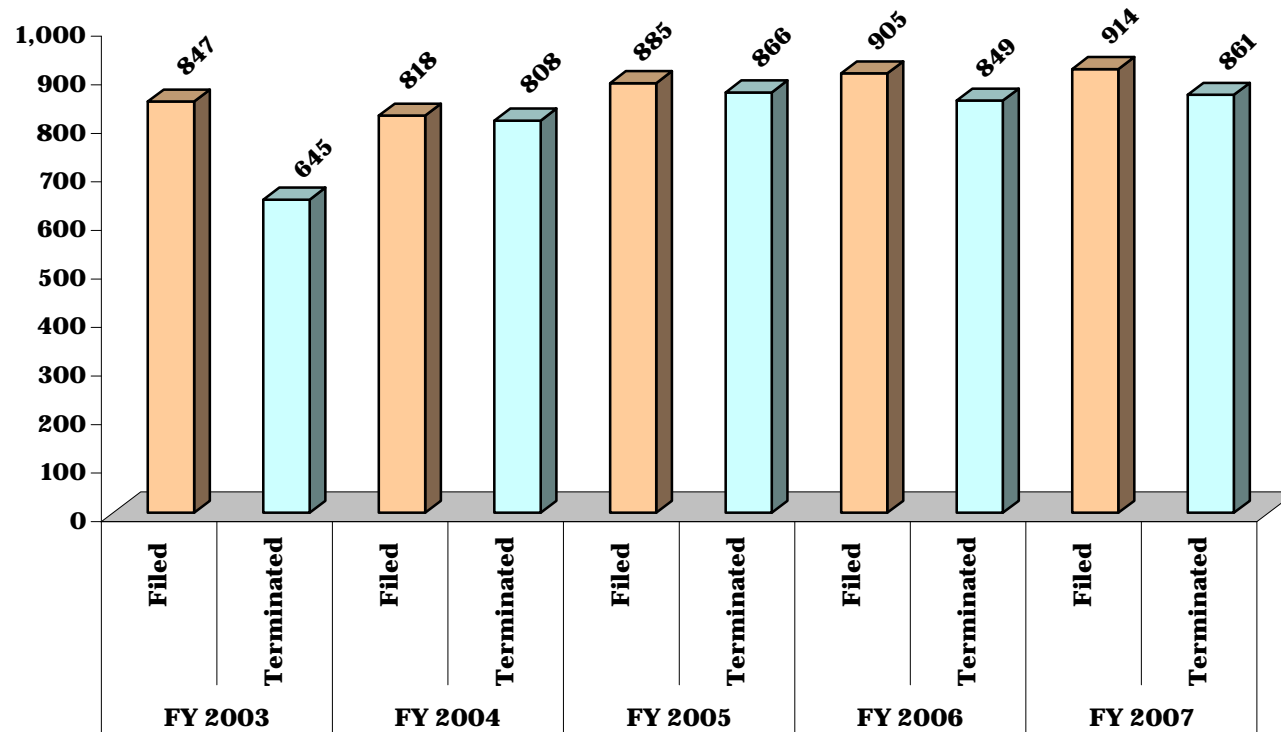
Note: The termination count is the total number of final protective orders issued, denied and dismissed; temporary orders denied and dismissed; and interim orders denied.

**CHART DC-8.10  
DISTRICT COURT**

**DISTRICT 10 - Carroll and Howard Counties**

**DOMESTIC VIOLENCE CASES FILED AND TERMINATED**

**5 Year Comparative Data: Fiscal Years 2003 - 2007**



Note: The termination count is the total number of final protective orders issued, denied and dismissed; temporary orders denied and dismissed; and interim orders denied.

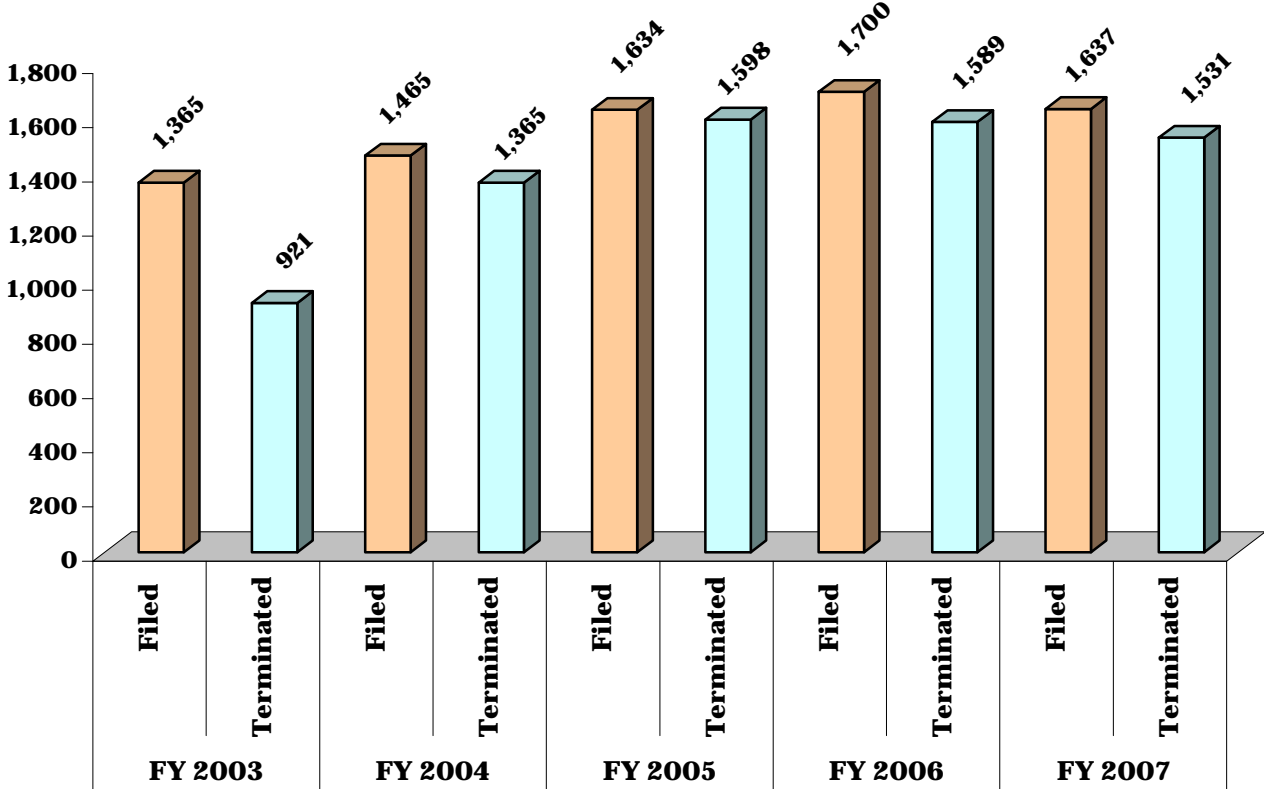


**CHART DC-8.11  
DISTRICT COURT**

**DISTRICT 11 - Frederick and Washington Counties**

**DOMESTIC VIOLENCE CASES FILED AND TERMINATED**

**5 Year Comparative Data: Fiscal Years 2003 - 2007**



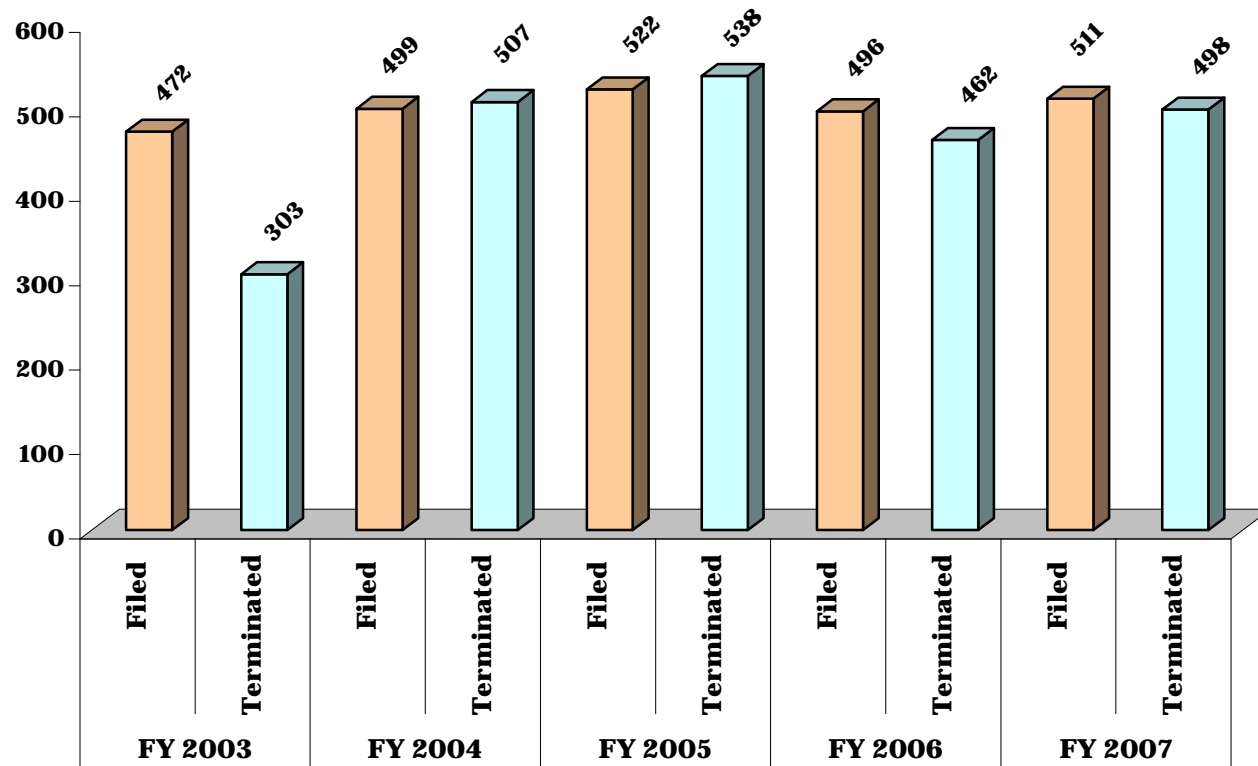
Note: The termination count is the total number of final protective orders issued, denied and dismissed; temporary orders denied and dismissed; and interim orders denied.

**CHART DC-8.12  
DISTRICT COURT**

**DISTRICT 12 - Allegany and Garrett Counties**

**DOMESTIC VIOLENCE CASES FILED AND TERMINATED**

**5 Year Comparative Data: Fiscal Years 2003 - 2007**

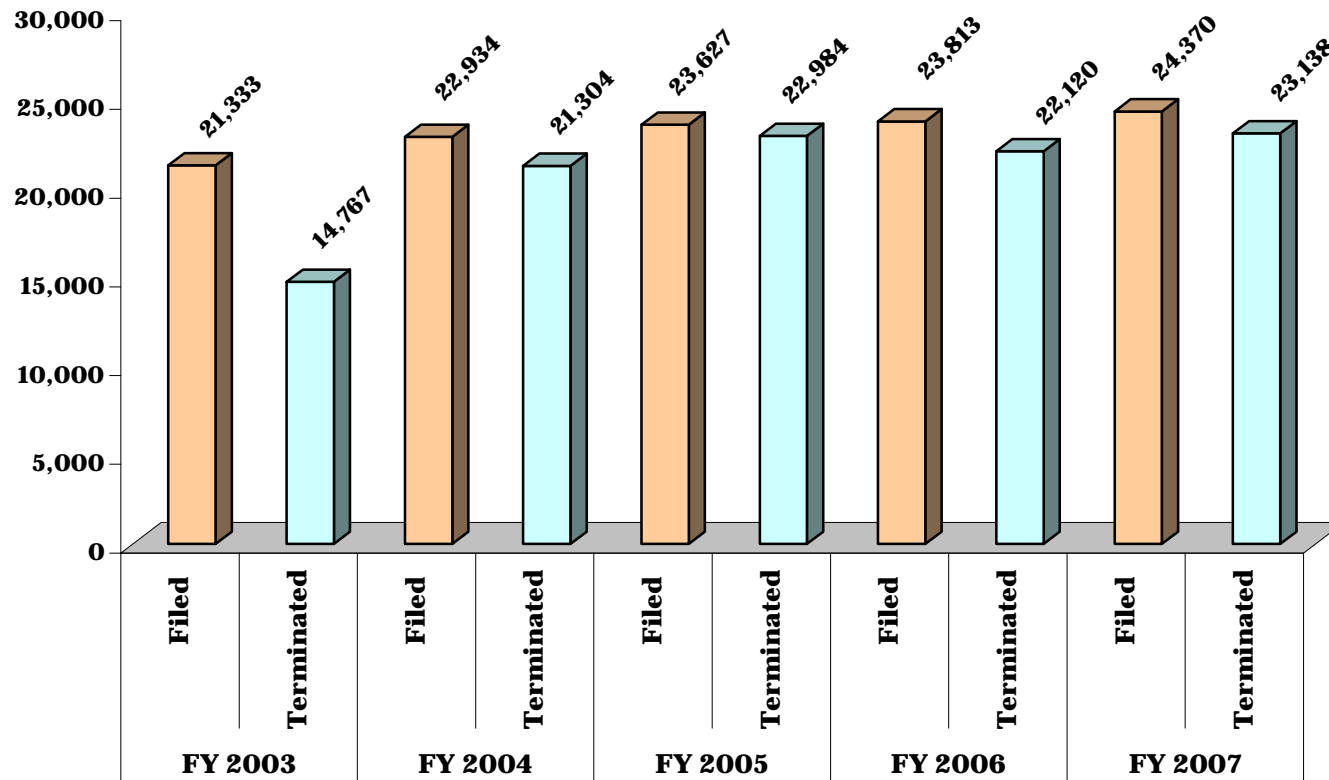


Note: The termination count is the total number of final protective orders issued, denied and dismissed; temporary orders denied and dismissed; and interim orders denied.

**CHART DC-8.13  
DISTRICT COURT**

**STATE TOTAL:  
DOMESTIC VIOLENCE CASES FILED AND TERMINATED**

**5 Year Comparative Data: Fiscal Years 2003 - 2007**



Note: The termination count is the total number of final protective orders issued, denied and dismissed; temporary orders denied and dismissed; and interim orders denied.

**TABLE DC-9  
DISTRICT COURT**

**PEACE ORDER CASES FILED AND TERMINATED**

**5 Year Comparative Data: Fiscal Years 2003 - 2007**

	FY 2003		FY 2004		FY 2005		FY 2006		FY 2007	
	Filed	Terminated	Filed	Terminated	Filed	Terminated	Filed	Terminated	Filed	Terminated
<b>District 1</b>	<b>2,071</b>	<b>1,378</b>	<b>2,296</b>	<b>2,511</b>	<b>2,370</b>	<b>2,437</b>	<b>2,231</b>	<b>2,542</b>	<b>2,613</b>	<b>2,580</b>
Baltimore City	2,071	1,378	2,296	2,511	2,370	2,437	2,231	2,542	2,613	2,580
<b>District 2</b>	<b>519</b>	<b>378</b>	<b>590</b>	<b>558</b>	<b>547</b>	<b>546</b>	<b>543</b>	<b>511</b>	<b>693</b>	<b>653</b>
Dorchester	66	50	113	105	128	133	105	103	101	108
Somerset	26	22	84	80	91	93	87	85	93	92
Wicomico	302	219	289	282	245	241	239	213	334	292
Worcester	125	87	104	91	83	79	112	110	165	161
<b>District 3</b>	<b>438</b>	<b>256</b>	<b>493</b>	<b>495</b>	<b>461</b>	<b>439</b>	<b>612</b>	<b>625</b>	<b>550</b>	<b>558</b>
Caroline	59	42	70	70	65	61	98	94	98	100
Cecil	195	95	187	190	177	171	243	246	238	239
Kent	37	23	54	53	53	42	51	61	23	23
Queen Anne's	93	58	84	87	102	100	104	111	115	114
Talbot	54	38	98	95	64	65	116	113	76	82

	FY 2003		FY 2004		FY 2005		FY 2006		FY 2007	
	Filed	Terminated	Filed	Terminated	Filed	Terminated	Filed	Terminated	Filed	Terminated
<b>District 4</b>	<b>918</b>	<b>676</b>	<b>1,021</b>	<b>1,015</b>	<b>1,195</b>	<b>1,179</b>	<b>1,312</b>	<b>1,272</b>	<b>1,307</b>	<b>1,284</b>
Calvert	211	161	219	221	244	253	257	248	279	278
Charles	507	348	503	507	577	551	610	605	694	682
St. Mary's	200	167	299	287	374	375	445	419	334	324
<b>District 5</b>	<b>2,542</b>	<b>1,890</b>	<b>2,851</b>	<b>2,412</b>	<b>3,067</b>	<b>2,477</b>	<b>3,347</b>	<b>2,520</b>	<b>3,598</b>	<b>3,298</b>
Prince George's	2,542	1,890	2,851	2,412	3,067	2,477	3,347	2,520	3,598	3,298
<b>District 6</b>	<b>1,140</b>	<b>881</b>	<b>1,299</b>	<b>1,287</b>	<b>1,479</b>	<b>1,445</b>	<b>1,633</b>	<b>1,584</b>	<b>1,769</b>	<b>1,711</b>
Montgomery	1,140	881	1,299	1,287	1,479	1,445	1,633	1,584	1,769	1,711

**PEACE ORDER CASES FILED AND TERMINATED, page 2**

	FY 2003		FY 2004		FY 2005		FY 2006		FY 2007	
	Filed	Terminated	Filed	Terminated	Filed	Terminated	Filed	Terminated	Filed	Terminated
<b>District 7</b>	<b>1,319</b>	<b>950</b>	<b>1,213</b>	<b>1,178</b>	<b>1,308</b>	<b>1,330</b>	<b>1,438</b>	<b>1,396</b>	<b>1,384</b>	<b>1,361</b>
Anne Arundel	1,319	950	1,213	1,178	1,308	1,330	1,438	1,396	1,384	1,361
<b>District 8</b>	<b>2,063</b>	<b>1,276</b>	<b>2,327</b>	<b>2,196</b>	<b>2,035</b>	<b>1,848</b>	<b>1,797</b>	<b>1,580</b>	<b>2,000</b>	<b>1,925</b>
Baltimore	2,063	1,276	2,327	2,196	2,035	1,848	1,797	1,580	2,000	1,925
<b>District 9</b>	<b>397</b>	<b>267</b>	<b>482</b>	<b>483</b>	<b>462</b>	<b>442</b>	<b>503</b>	<b>482</b>	<b>484</b>	<b>476</b>
Harford	397	267	482	483	462	442	503	482	484	476

	FY 2003		FY 2004		FY 2005		FY 2006		FY 2007	
	Filed	Terminated	Filed	Terminated	Filed	Terminated	Filed	Terminated	Filed	Terminated
<b>District 10</b>	<b>646</b>	<b>526</b>	<b>685</b>	<b>679</b>	<b>745</b>	<b>732</b>	<b>757</b>	<b>747</b>	<b>840</b>	<b>825</b>
Carroll	247	227	288	295	323	316	349	352	404	395
Howard	399	299	397	384	422	416	408	395	436	430
<b>District 11</b>	<b>1,032</b>	<b>795</b>	<b>1,156</b>	<b>1,128</b>	<b>1,103</b>	<b>1,102</b>	<b>1,311</b>	<b>1,199</b>	<b>1,196</b>	<b>1,184</b>
Frederick	502	365	548	529	517	527	460	443	544	538
Washington	530	430	608	599	586	575	851	756	652	646
<b>District 12</b>	<b>293</b>	<b>139</b>	<b>292</b>	<b>307</b>	<b>314</b>	<b>312</b>	<b>282</b>	<b>272</b>	<b>315</b>	<b>303</b>
Allegany	164	92	171	171	166	159	148	153	185	181
Garrett	129	47	121	136	148	153	134	119	130	122

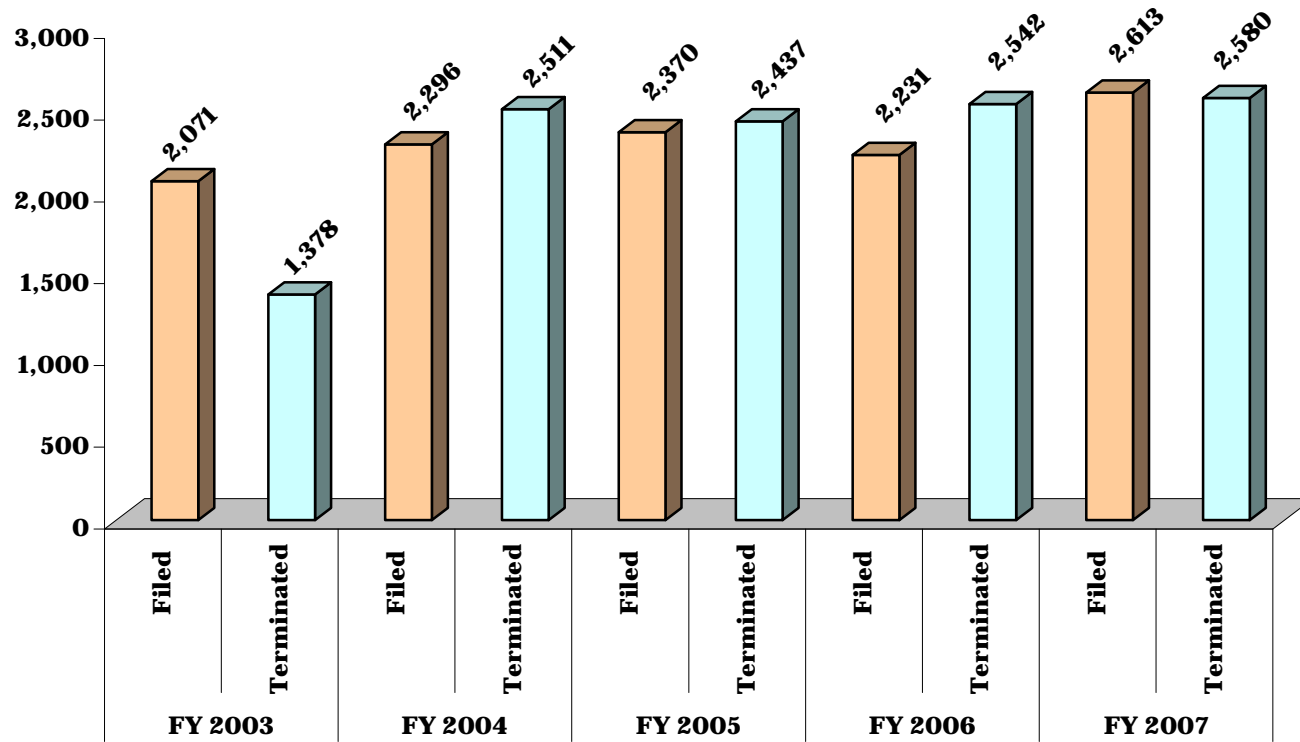
	FY 2003		FY 2004		FY 2005		FY 2006		FY 2007	
	Filed	Terminated	Filed	Terminated	Filed	Terminated	Filed	Terminated	Filed	Terminated
<b>State Totals</b>	<b>13,378</b>	<b>9,412</b>	<b>14,705</b>	<b>14,249</b>	<b>15,086</b>	<b>14,289</b>	<b>15,766</b>	<b>14,730</b>	<b>16,749</b>	<b>16,158</b>

**CHART DC-9.1  
DISTRICT COURT**

**DISTRICT 1 - Baltimore City**

**PEACE ORDER CASES FILED AND TERMINATED**

**5 Year Comparative Data: Fiscal Years 2003 - 2007**

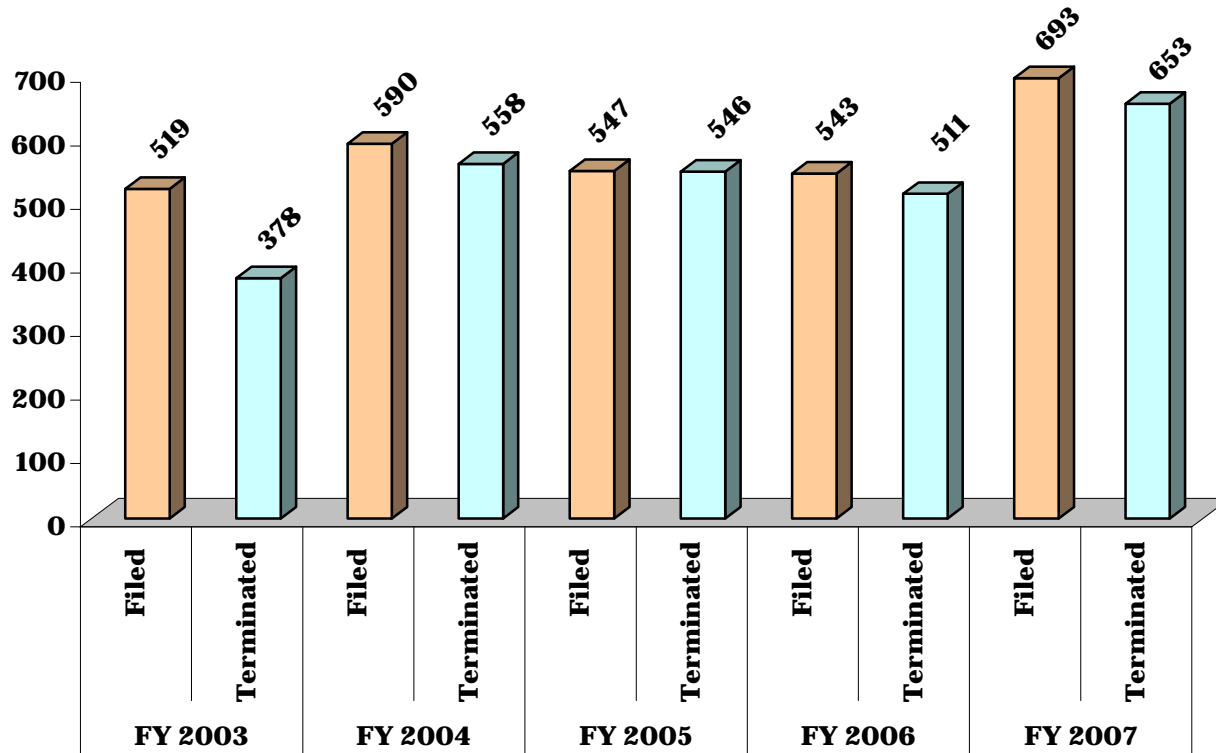


**CHART DC-9.2  
DISTRICT COURT**

**DISTRICT 2 - Dorchester, Somerset, Wicomico and Worcester Counties**

**PEACE ORDER CASES FILED AND TERMINATED**

**5 Year Comparative Data: Fiscal Years 2003 - 2007**

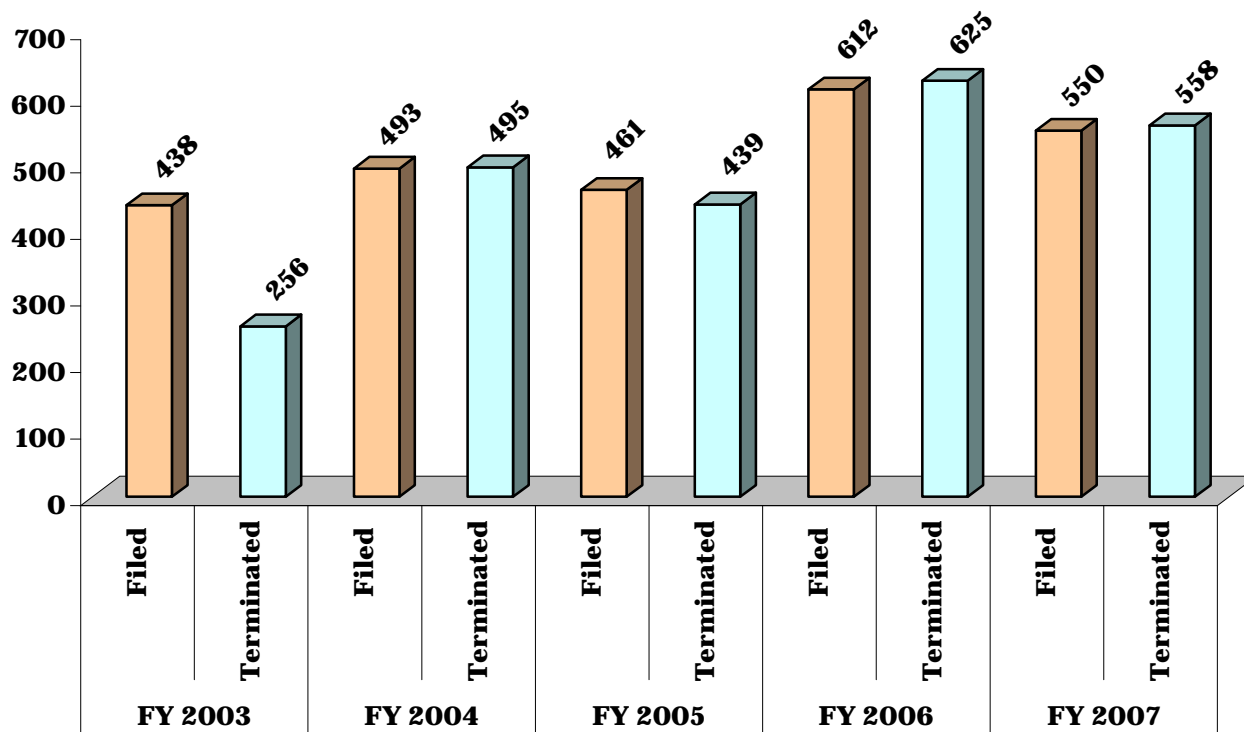


**CHART DC-9.3  
DISTRICT COURT**

**DISTRICT 3 - Caroline, Cecil, Kent, Queen Anne's and Talbot Counties**

**PEACE ORDER CASES FILED AND TERMINATED**

**5 Year Comparative Data: Fiscal Years 2003 - 2007**



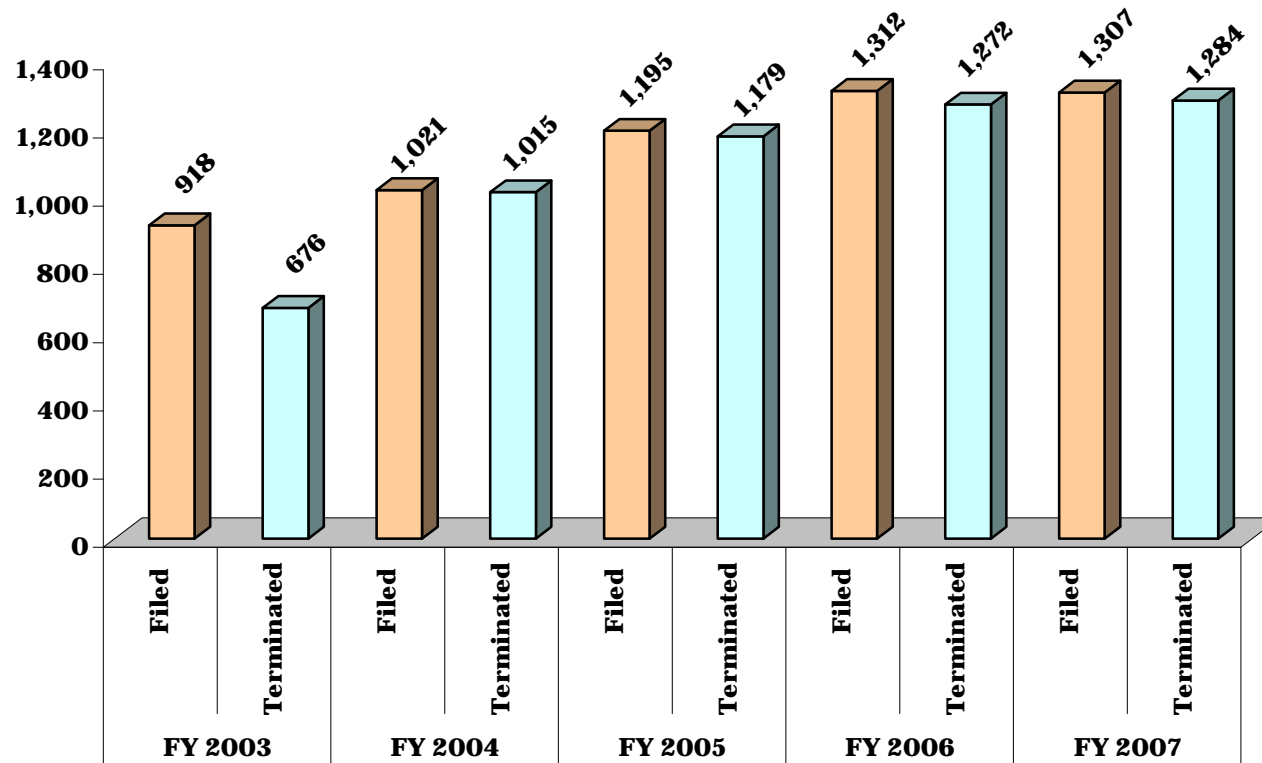


**CHART DC-9.4  
DISTRICT COURT**

**DISTRICT 4 - Calvert, Charles and St. Mary's Counties**

**PEACE ORDER CASES FILED AND TERMINATED**

**5 Year Comparative Data: Fiscal Years 2003 - 2007**

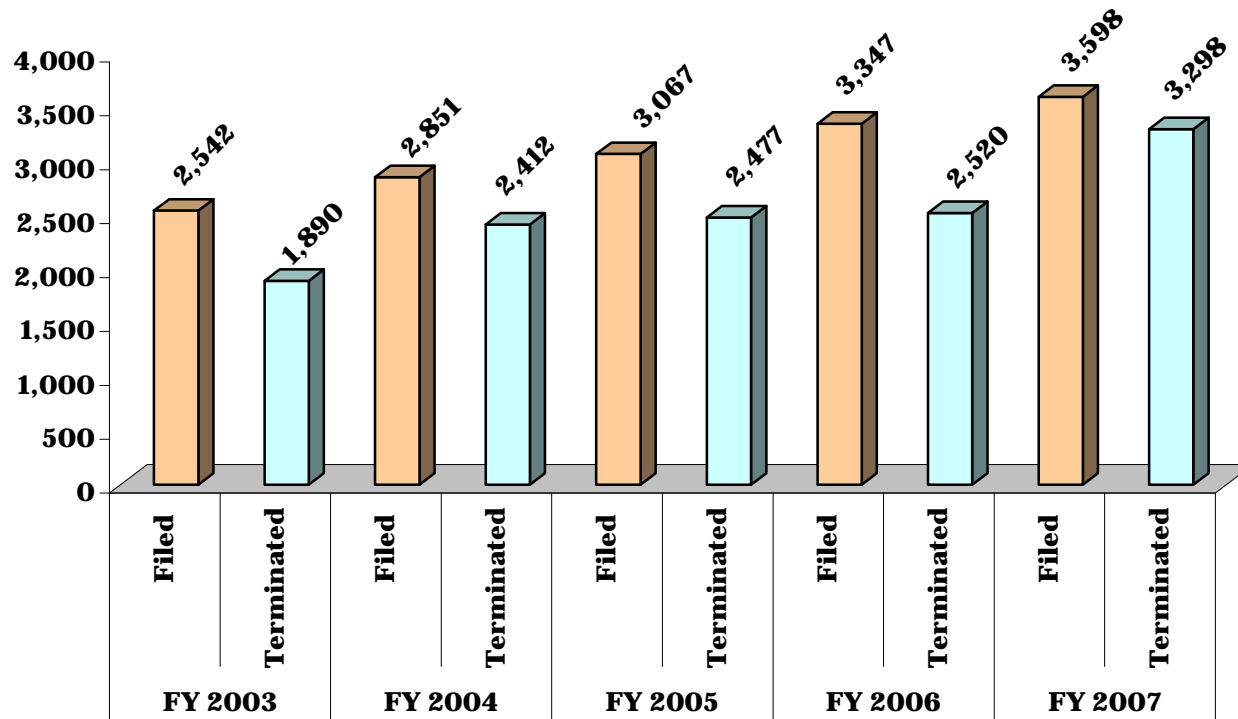


**CHART DC-9.5  
DISTRICT COURT**

**DISTRICT 5 - Prince George's County**

**PEACE ORDER CASES FILED AND TERMINATED**

**5 Year Comparative Data: Fiscal Years 2003 - 2007**

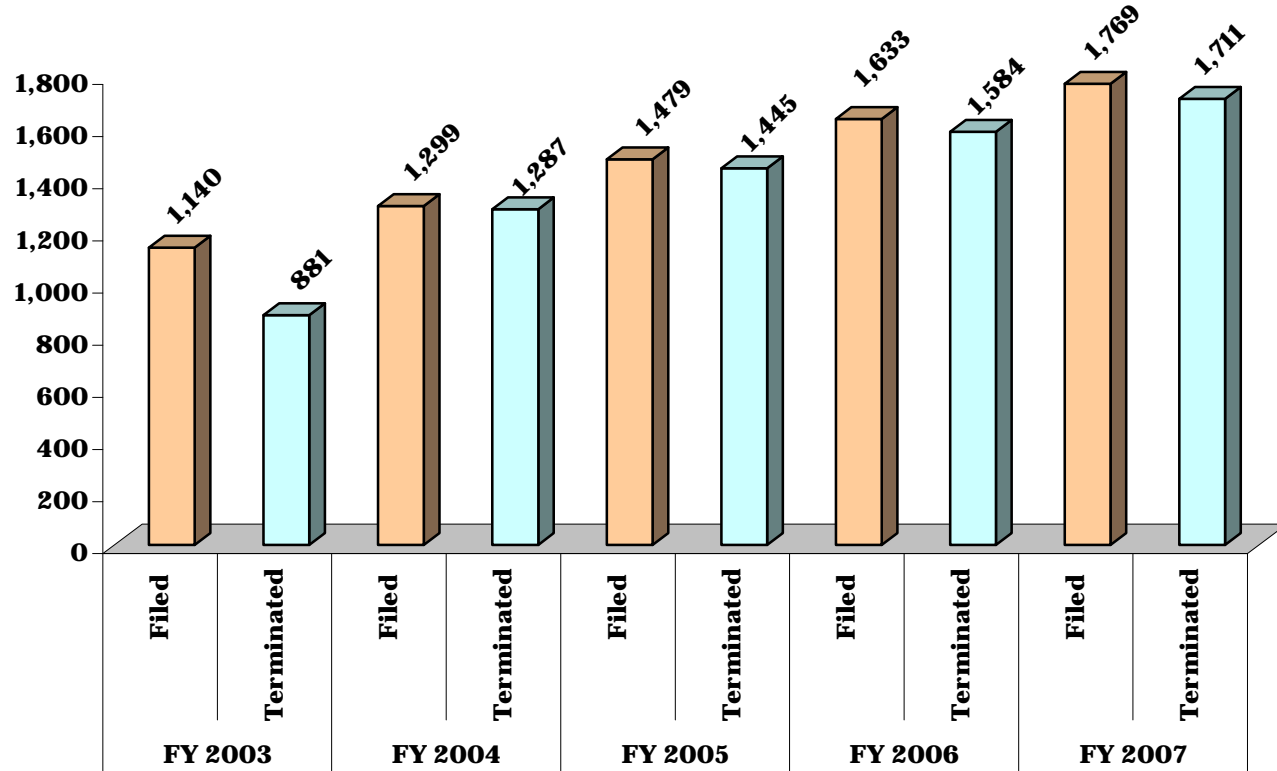


**CHART DC-9.6  
DISTRICT COURT**

**DISTRICT 6 - Montgomery County**

**PEACE ORDER CASES FILED AND TERMINATED**

**5 Year Comparative Data: Fiscal Years 2003 - 2007**

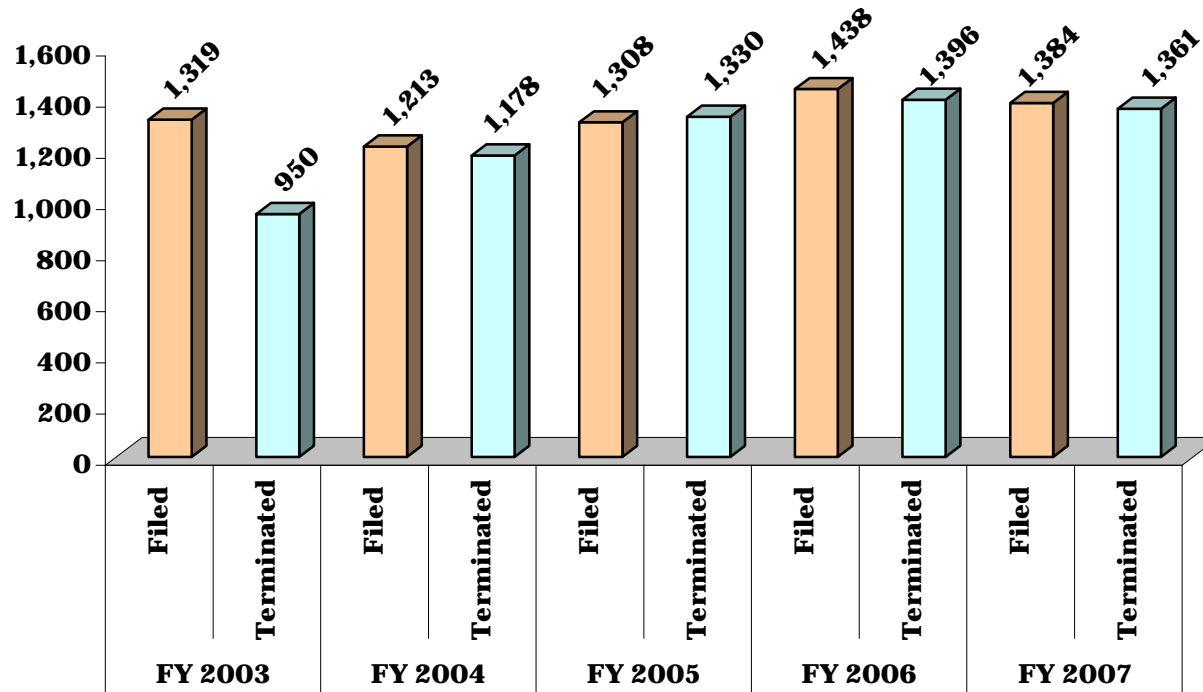


**CHART DC-9.7  
DISTRICT COURT**

**DISTRICT 7 - Anne Arundel County**

**PEACE ORDER CASES FILED AND TERMINATED**

**5 Year Comparative Data: Fiscal Years 2003 - 2007**

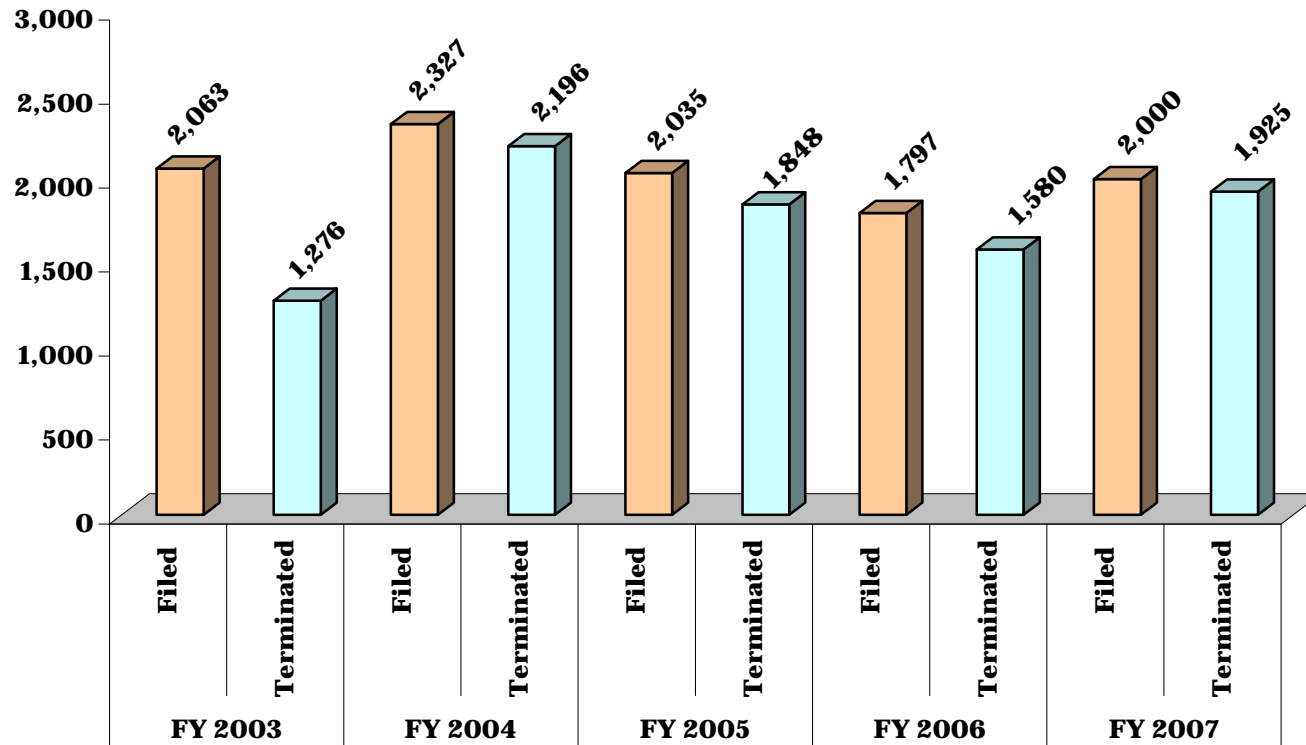


**CHART DC-9.8  
DISTRICT COURT**

**DISTRICT 8 - Baltimore County**

**PEACE ORDER CASES FILED AND TERMINATED**

**5 Year Comparative Data: Fiscal Years 2003 - 2007**

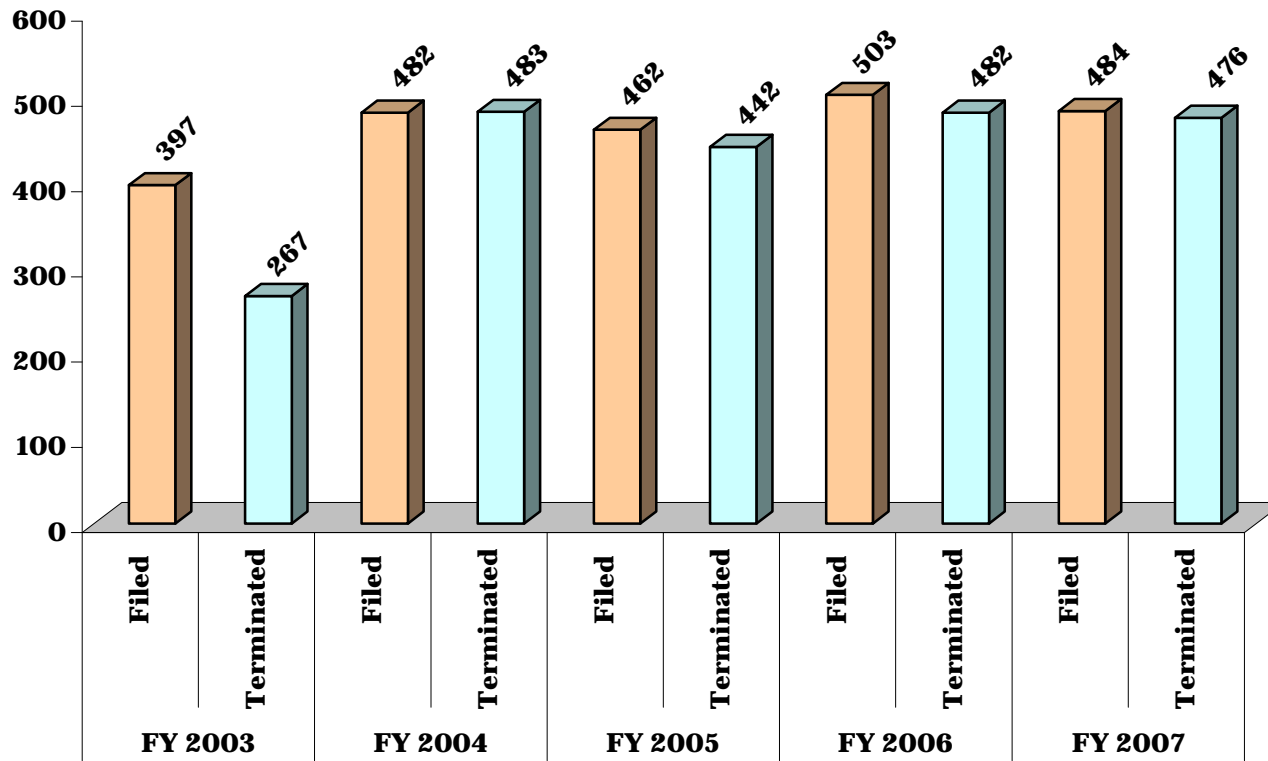


**CHART DC-9.9  
DISTRICT COURT**

**DISTRICT 9 - Harford County**

**PEACE ORDER CASES FILED AND TERMINATED**

**5 Year Comparative Data: Fiscal Years 2003 - 2007**

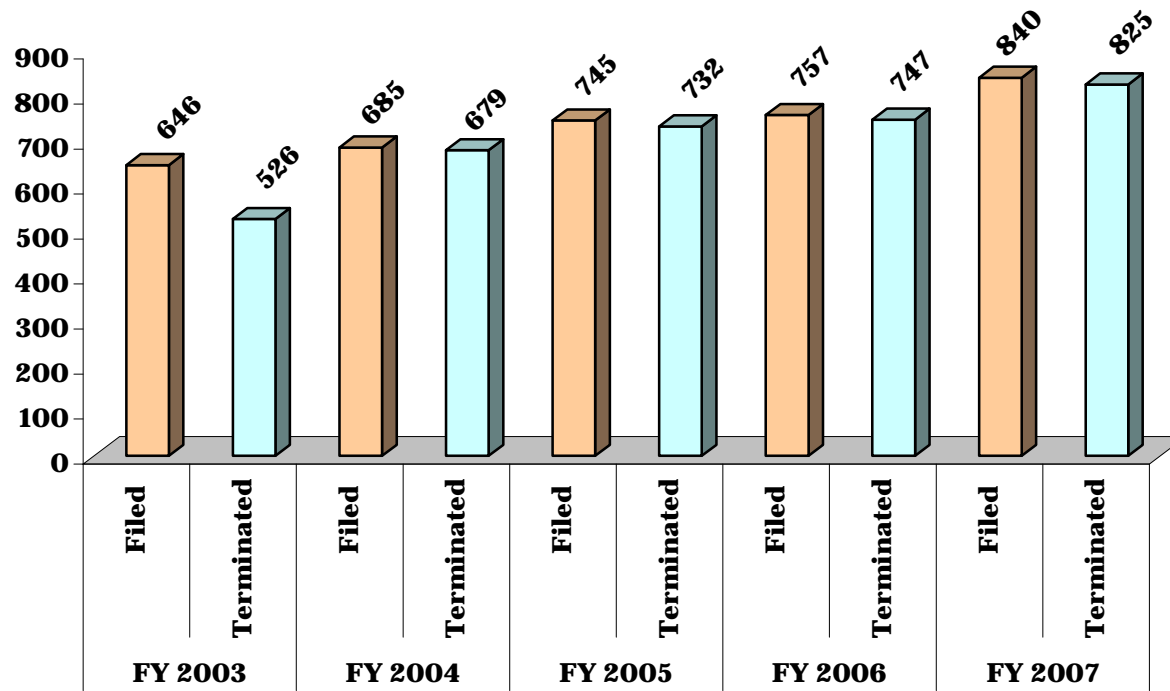


**CHART DC-9.10  
DISTRICT COURT**

**DISTRICT 10 - Carroll and Howard Counties**

**PEACE ORDER CASES FILED AND TERMINATED**

**5 Year Comparative Data: Fiscal Years 2003 - 2007**

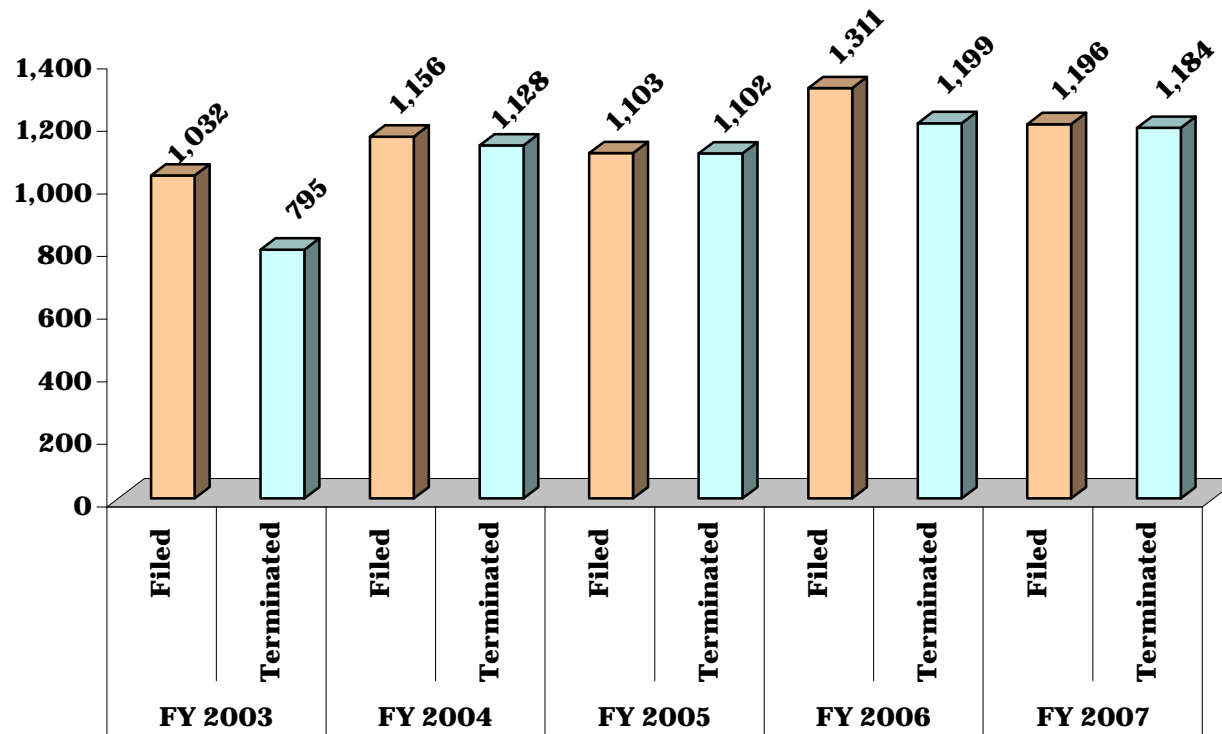


**CHART DC-9.11  
DISTRICT COURT**

**DISTRICT 11 - Frederick and Washington Counties**

**PEACE ORDER CASES FILED AND TERMINATED**

**5 Year Comparative Data: Fiscal Years 2003 - 2007**



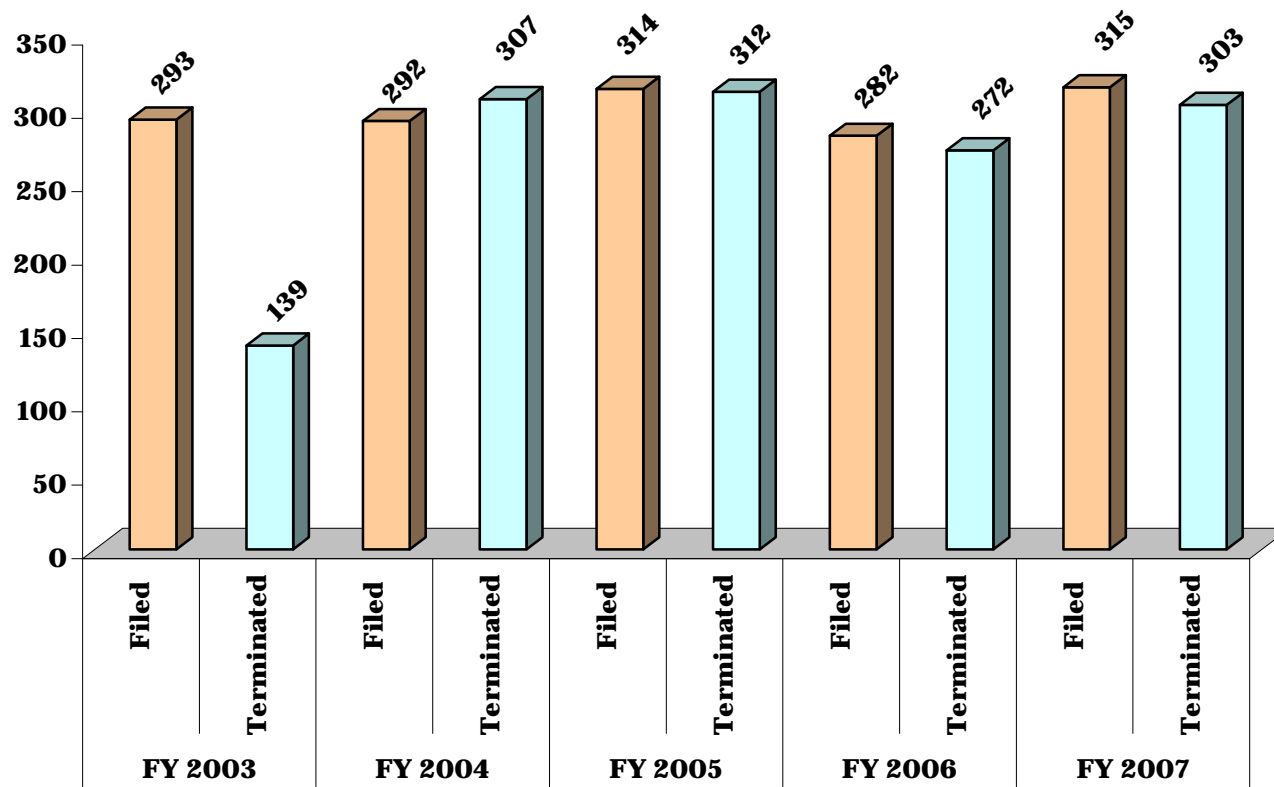


**CHART DC-9.12  
DISTRICT COURT**

**DISTRICT 12 - Allegany and Garrett Counties**

**PEACE ORDER CASES FILED AND TERMINATED**

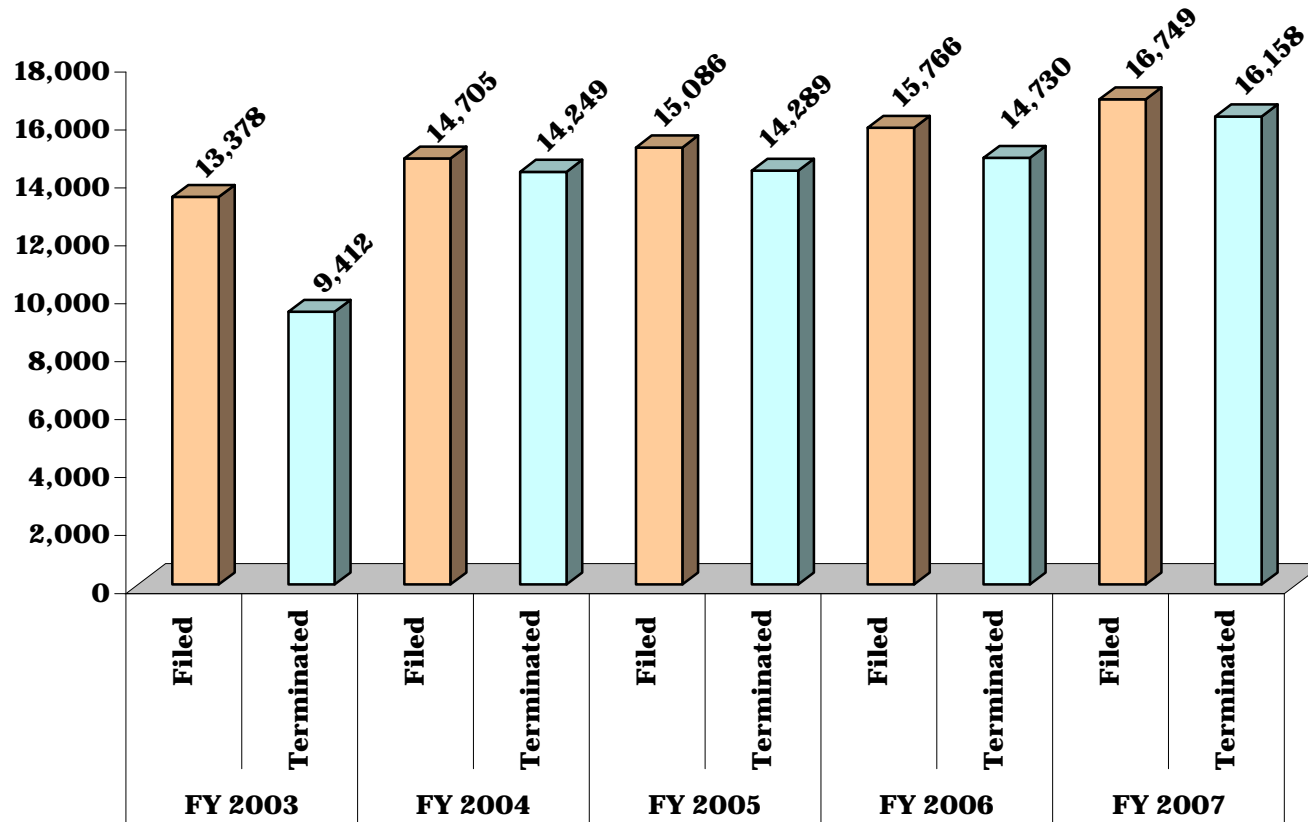
**5 Year Comparative Data: Fiscal Years 2003 - 2007**



**CHART DC-9.13  
DISTRICT COURT**

**STATE TOTAL:  
PEACE ORDER CASES FILED AND TERMINATED**

**5 Year Comparative Data: Fiscal Years 2003 - 2007**



**TABLE DC-10  
DISTRICT COURT**

**DOMESTIC VIOLENCE AND PEACE ORDER DISPOSITIONS**

**Fiscal Year 2007**

	Domestic Violence						Peace Orders				
	Cases Filed	Transfers to Circuit Court	Interim Orders Granted	Temporary Orders Granted	Protective Orders Granted	Appeals	Cases Filed	Interim Orders Granted	Temporary Orders Granted	Peace Orders Granted	Appeals
<b>District 1</b>	<b>4,049</b>	<b>41</b>	<b>2,007</b>	<b>2,391</b>	<b>931</b>	<b>18</b>	<b>2,613</b>	<b>1,225</b>	<b>2,347</b>	<b>795</b>	<b>0</b>
Baltimore City	4,049	41	2,007	2,391	931	18	2,613	1,225	2,347	795	0
<b>District 2</b>	<b>1,038</b>	<b>67</b>	<b>239</b>	<b>754</b>	<b>387</b>	<b>10</b>	<b>693</b>	<b>115</b>	<b>584</b>	<b>304</b>	<b>2</b>
Dorchester	181	2	93	106	64	1	101	31	65	56	0
Somerset	91	4	18	67	34	2	93	5	78	44	0
Wicomico	560	61	95	419	196	5	334	49	294	126	2
Worcester	206	0	33	162	93	2	165	30	147	78	0
<b>District 3</b>	<b>1,000</b>	<b>44</b>	<b>327</b>	<b>615</b>	<b>320</b>	<b>7</b>	<b>550</b>	<b>91</b>	<b>357</b>	<b>200</b>	<b>0</b>
Caroline	159	24	63	113	70	1	98	10	69	48	0
Cecil	443	15	158	268	119	5	238	51	135	65	0
Kent	35	1	9	27	10	0	23	2	15	6	0
Queen Anne's	212	2	37	142	60	1	115	11	84	41	0
Talbot	151	2	60	65	61	0	76	17	54	40	0
<b>District 4</b>	<b>1,656</b>	<b>34</b>	<b>851</b>	<b>1,040</b>	<b>650</b>	<b>9</b>	<b>1,307</b>	<b>468</b>	<b>983</b>	<b>550</b>	<b>0</b>
Calvert	424	9	161	300	181	5	279	58	216	120	0
Charles	787	13	421	487	263	0	694	253	536	284	0
St. Mary's	445	12	269	253	206	4	334	157	231	146	0
<b>District 5</b>	<b>5,437</b>	<b>271</b>	<b>2,551</b>	<b>3,583</b>	<b>1,675</b>	<b>54</b>	<b>3,598</b>	<b>1,200</b>	<b>3,265</b>	<b>1,191</b>	<b>4</b>
Prince George's	5,437	271	2,551	3,583	1,675	54	3,598	1,200	3,265	1,191	4
<b>District 6</b>	<b>1,810</b>	<b>103</b>	<b>716</b>	<b>1,236</b>	<b>907</b>	<b>32</b>	<b>1,769</b>	<b>480</b>	<b>1,535</b>	<b>882</b>	<b>0</b>
Montgomery	1,810	103	716	1,236	907	32	1,769	480	1,535	882	0

**DOMESTIC VIOLENCE AND PEACE ORDER DISPOSITIONS, page 2**

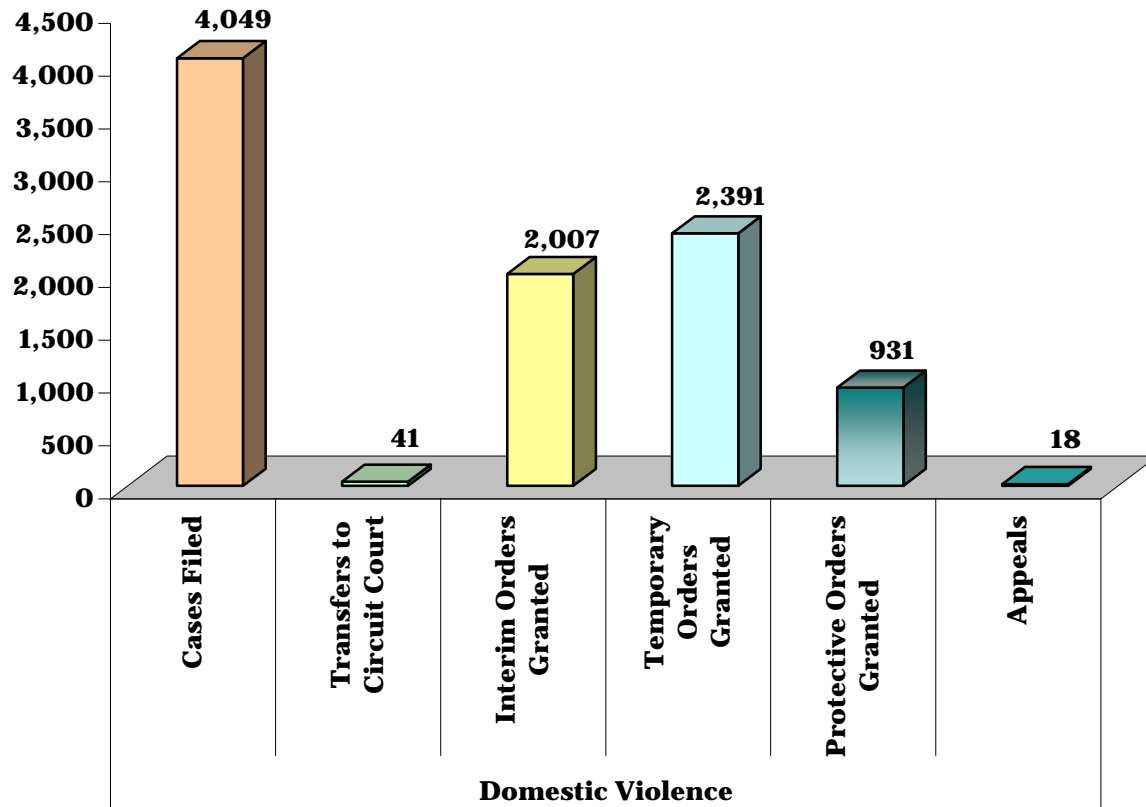
	Domestic Violence						Peace Orders				
	Cases Filed	Transfers to Circuit Court	Interim Orders Granted	Temporary Orders Granted	Protective Orders Granted	Appeals	Cases Filed	Interim Orders Granted	Temporary Orders Granted	Peace Orders Granted	Appeals
<b>District 7</b>	<b>1,845</b>	<b>99</b>	<b>578</b>	<b>1,423</b>	<b>724</b>	<b>33</b>	<b>1,384</b>	<b>256</b>	<b>1,208</b>	<b>603</b>	<b>3</b>
Anne Arundel	1,845	99	578	1,423	724	33	1,384	256	1,208	603	3
<b>District 8</b>	<b>3,758</b>	<b>17</b>	<b>1,208</b>	<b>2,029</b>	<b>882</b>	<b>31</b>	<b>2,000</b>	<b>528</b>	<b>1,624</b>	<b>643</b>	<b>1</b>
Baltimore	3,758	17	1,208	2,029	882	31	2,000	528	1,624	643	1
<b>District 9</b>	<b>715</b>	<b>32</b>	<b>342</b>	<b>426</b>	<b>289</b>	<b>4</b>	<b>484</b>	<b>160</b>	<b>379</b>	<b>235</b>	<b>0</b>
Harford	715	32	342	426	289	4	484	160	379	235	0
<b>District 10</b>	<b>914</b>	<b>30</b>	<b>347</b>	<b>651</b>	<b>339</b>	<b>11</b>	<b>840</b>	<b>159</b>	<b>688</b>	<b>349</b>	<b>0</b>
Carroll	610	7	102	227	143	2	404	34	334	199	0
Howard	304	23	245	424	196	9	436	125	354	150	0
<b>District 11</b>	<b>1,637</b>	<b>49</b>	<b>708</b>	<b>1,039</b>	<b>542</b>	<b>18</b>	<b>1,196</b>	<b>415</b>	<b>874</b>	<b>496</b>	<b>0</b>
Frederick	658	18	258	420	218	10	544	140	417	177	0
Washington	979	31	450	619	324	8	652	275	457	319	0
<b>District 12</b>	<b>511</b>	<b>0</b>	<b>296</b>	<b>304</b>	<b>168</b>	<b>6</b>	<b>315</b>	<b>129</b>	<b>237</b>	<b>149</b>	<b>0</b>
Allegany	346	0	199	219	120	4	185	59	152	88	0
Garrett	165	0	97	85	48	2	130	70	85	61	0
<b>State Totals</b>	<b>24,370</b>	<b>787</b>	<b>10,170</b>	<b>15,491</b>	<b>7,814</b>	<b>233</b>	<b>16,749</b>	<b>5,226</b>	<b>14,081</b>	<b>6,397</b>	<b>10</b>

**CHART DC-10.1.1  
DISTRICT COURT**

**DISTRICT 1 - Baltimore City**

**DOMESTIC VIOLENCE DISPOSITIONS**

**Fiscal Year 2007**

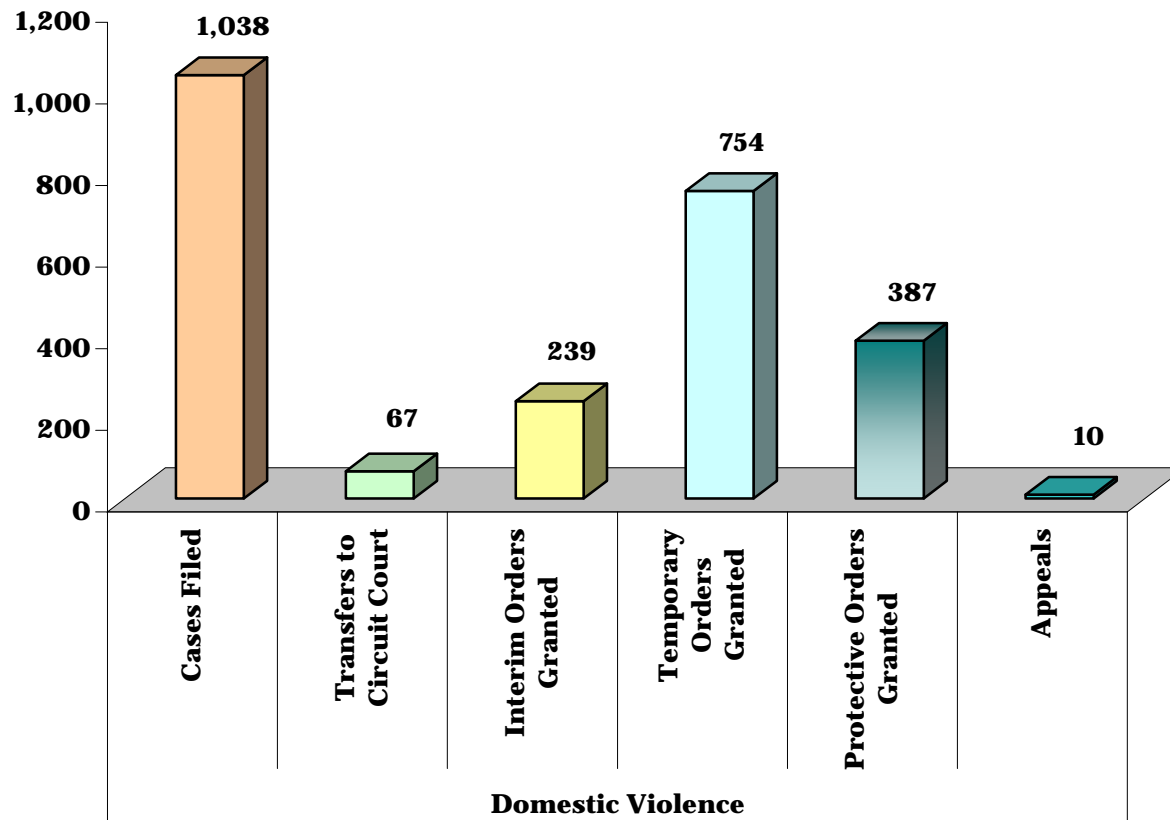


**CHART DC-10.1.2  
DISTRICT COURT**

**DISTRICT 2 - Dorchester, Somerset, Wicomico and Worcester Counties**

**DOMESTIC VIOLENCE DISPOSITIONS**

**Fiscal Year 2007**

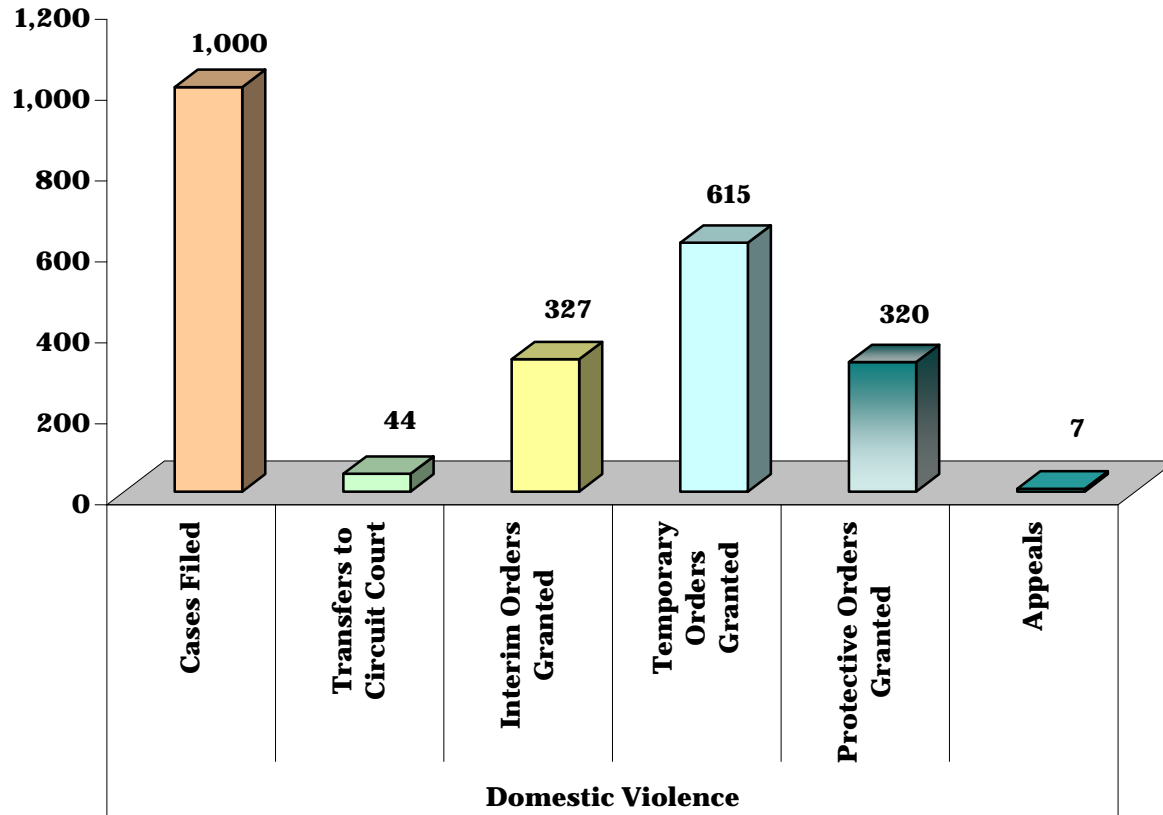


**CHART DC-10.1.3  
DISTRICT COURT**

**DISTRICT 3 - Caroline, Cecil, Kent, Queen Anne's and Talbot Counties**

**DOMESTIC VIOLENCE DISPOSITIONS**

**Fiscal Year 2007**

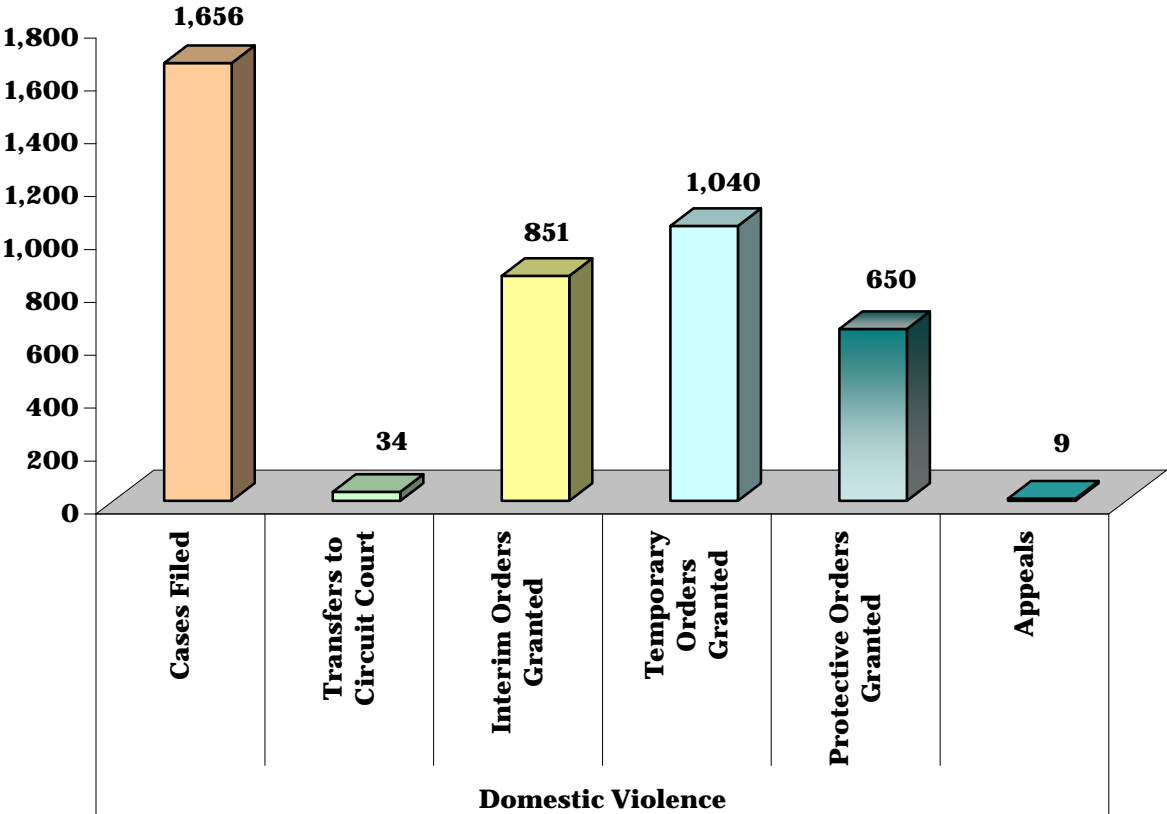


**CHART DC-10.1.4  
DISTRICT COURT**

**DISTRICT 4 - Calvert, Charles and St. Mary's Counties**

**DOMESTIC VIOLENCE DISPOSITIONS**

**Fiscal Year 2007**



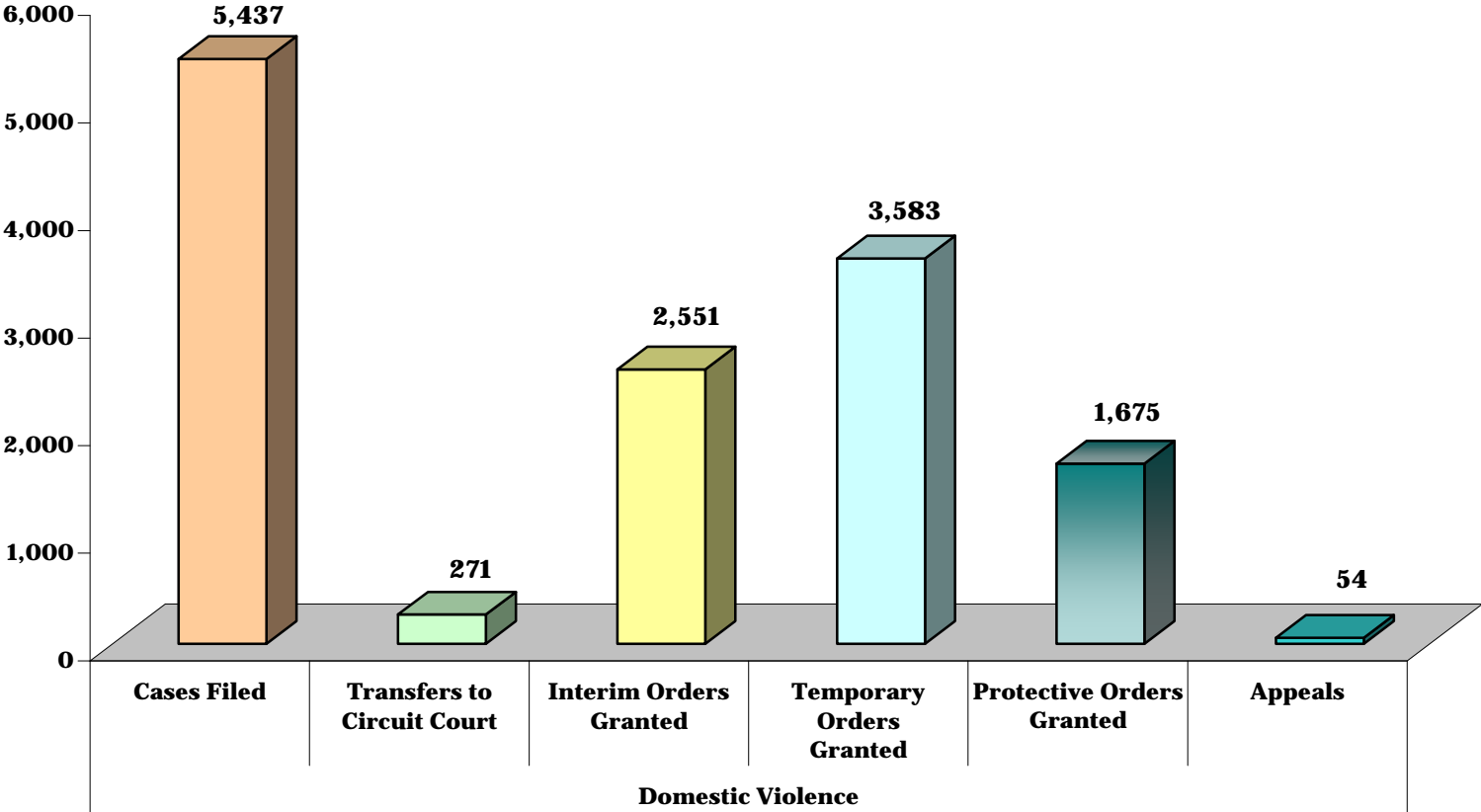


**CHART DC-10.1.5  
DISTRICT COURT**

**DISTRICT 5 - Prince George's County**

**DOMESTIC VIOLENCE DISPOSITIONS**

**Fiscal Year 2007**

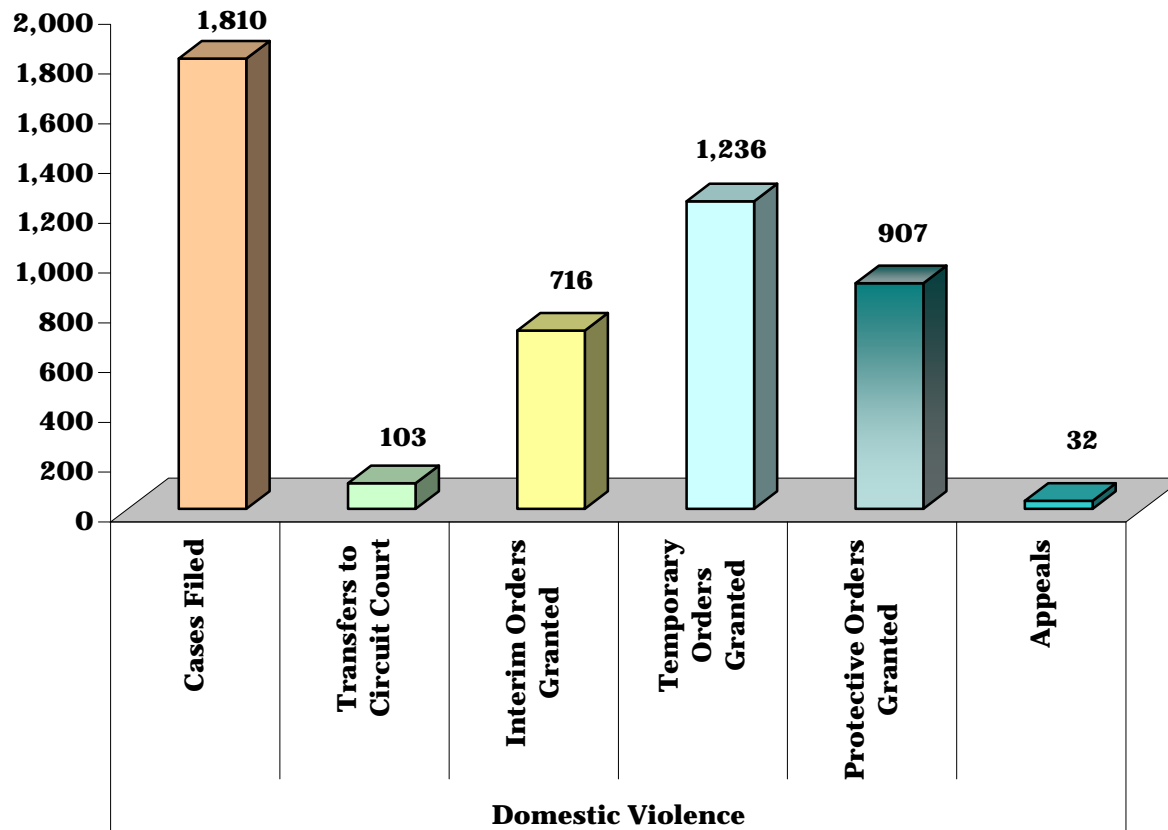


**CHART DC-10.1.6  
DISTRICT COURT**

**DISTRICT 6 - Montgomery County**

**DOMESTIC VIOLENCE DISPOSITIONS**

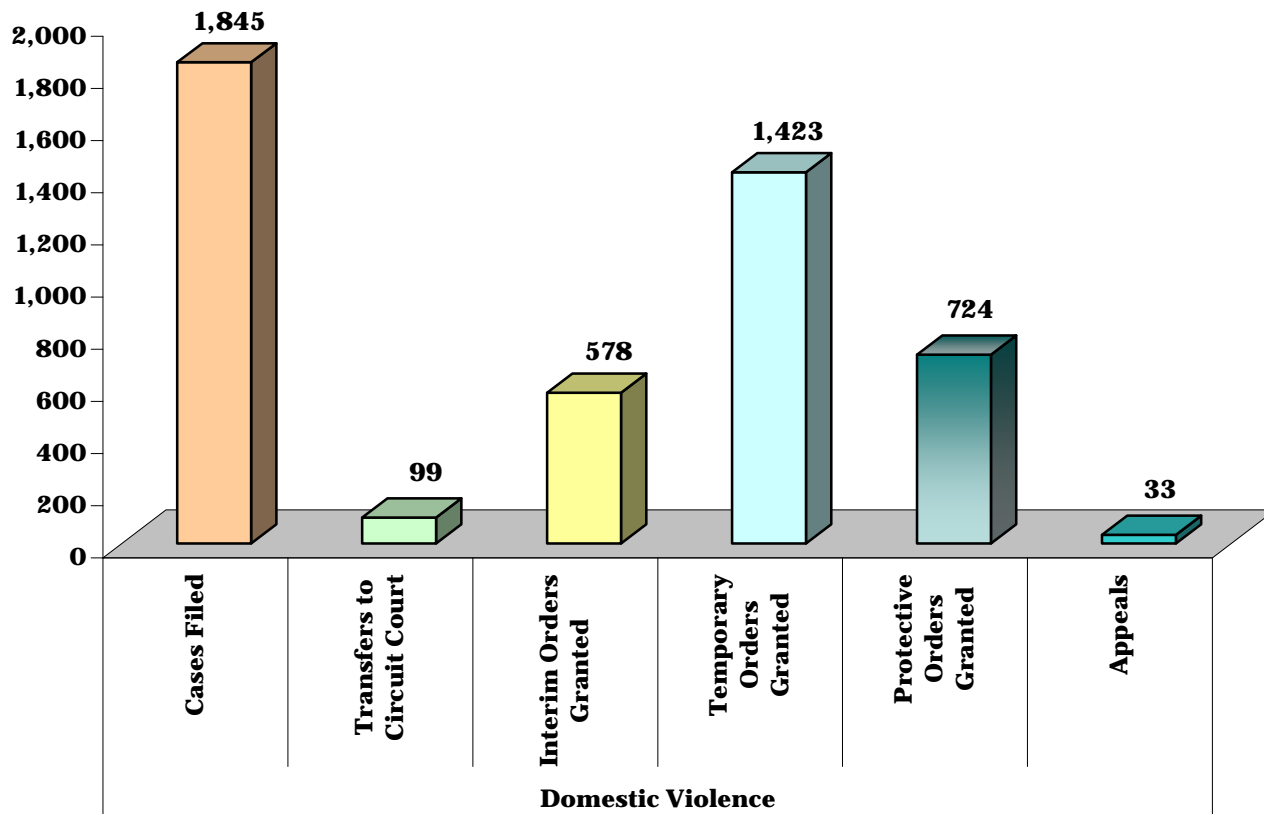
**Fiscal Year 2007**



**CHART DC-10.1.7  
DISTRICT COURT**

**DISTRICT 7 - Anne Arundel County  
DOMESTIC VIOLENCE DISPOSITIONS**

**Fiscal Year 2007**

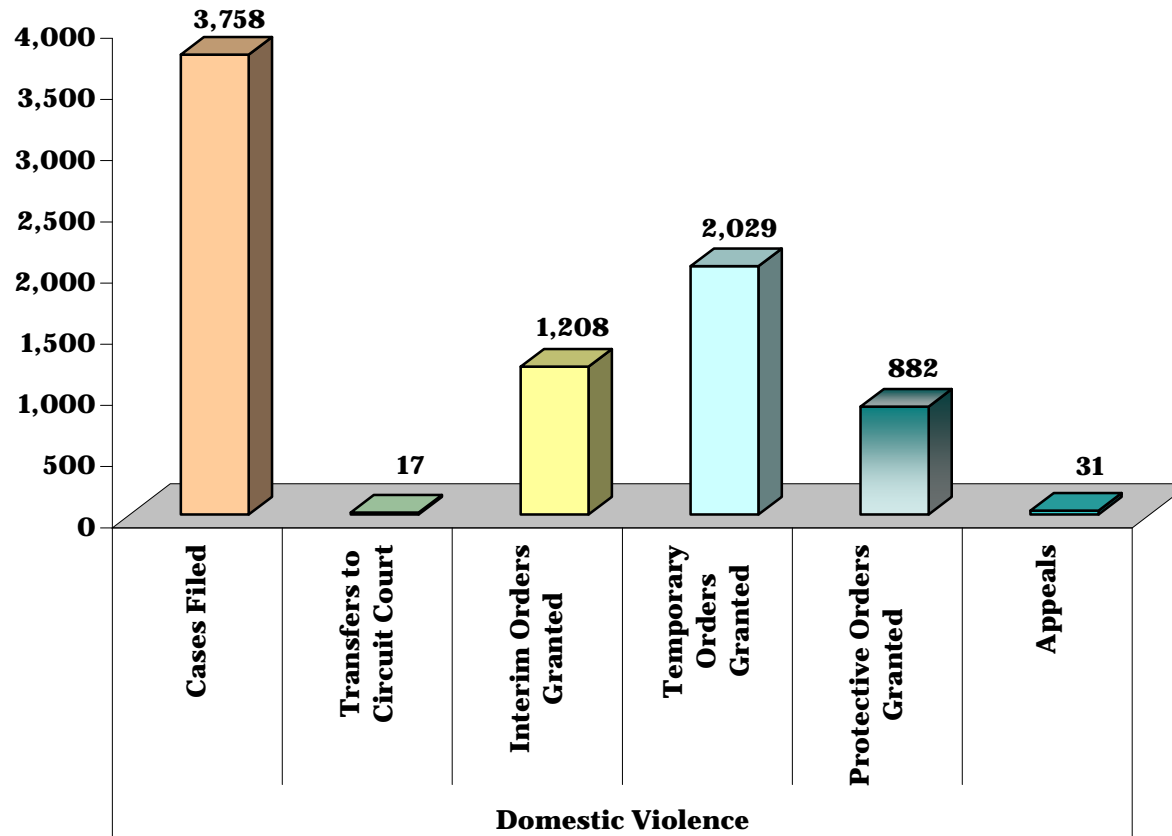


**CHART DC-10.1.8  
DISTRICT COURT**

**DISTRICT 8 - Baltimore County**

**DOMESTIC VIOLENCE DISPOSITIONS**

**Fiscal Year 2007**

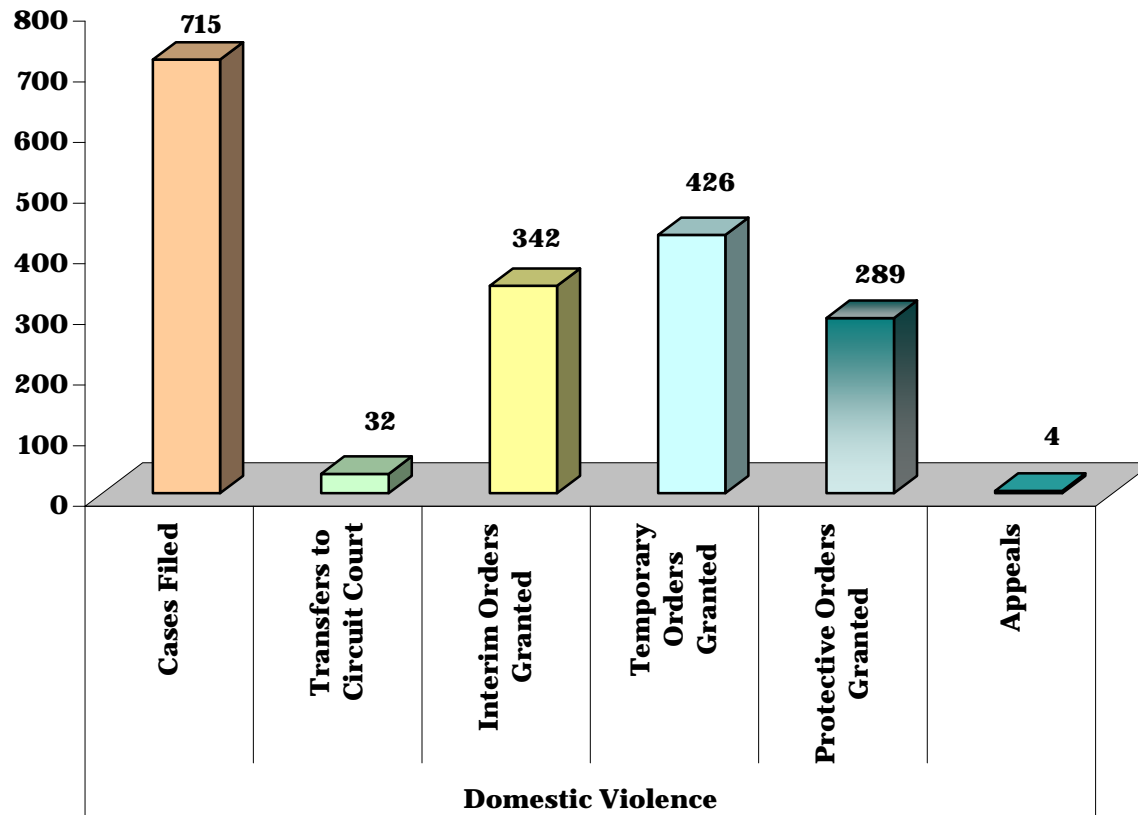


**CHART DC-10.1.9  
DISTRICT COURT**

**DISTRICT 9 - Harford County**

**DOMESTIC VIOLENCE DISPOSITIONS**

**Fiscal Year 2007**

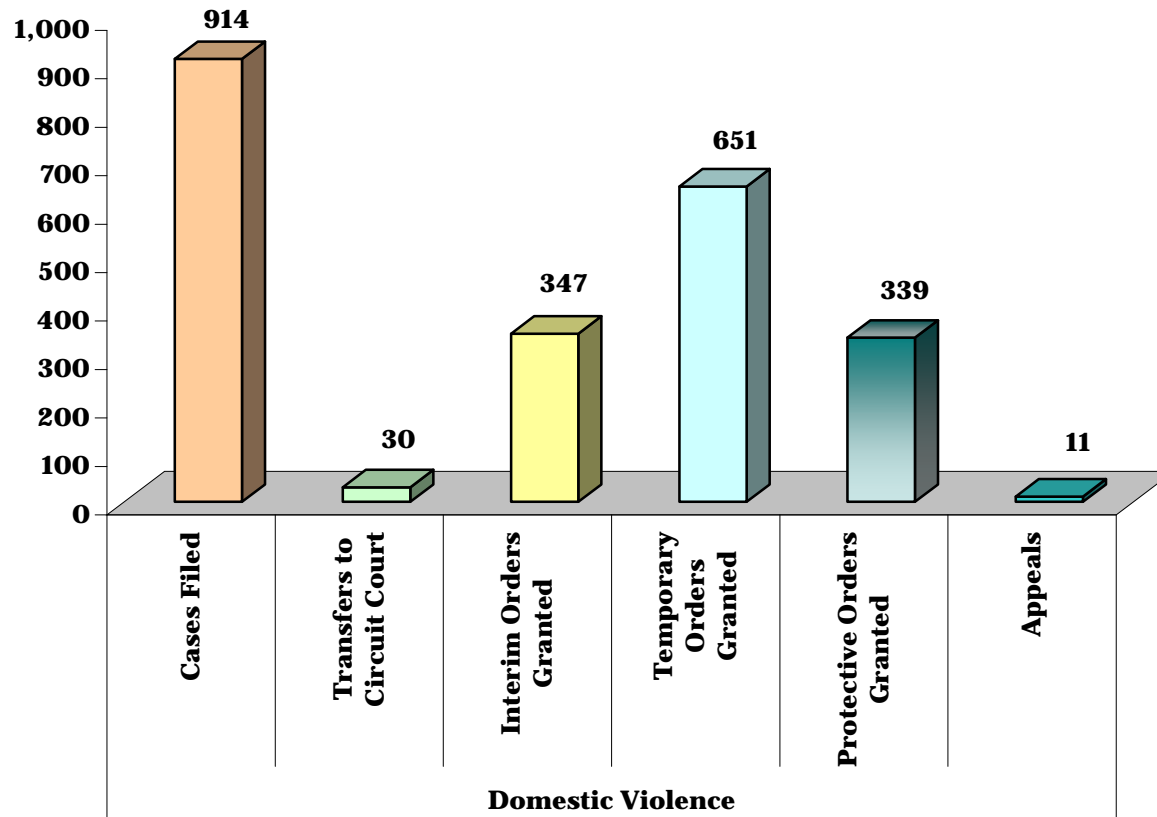


**CHART DC-10.1.10  
DISTRICT COURT**

**DISTRICT 10 - Carroll and Howard Counties**

**DOMESTIC VIOLENCE DISPOSITIONS**

**Fiscal Year 2007**

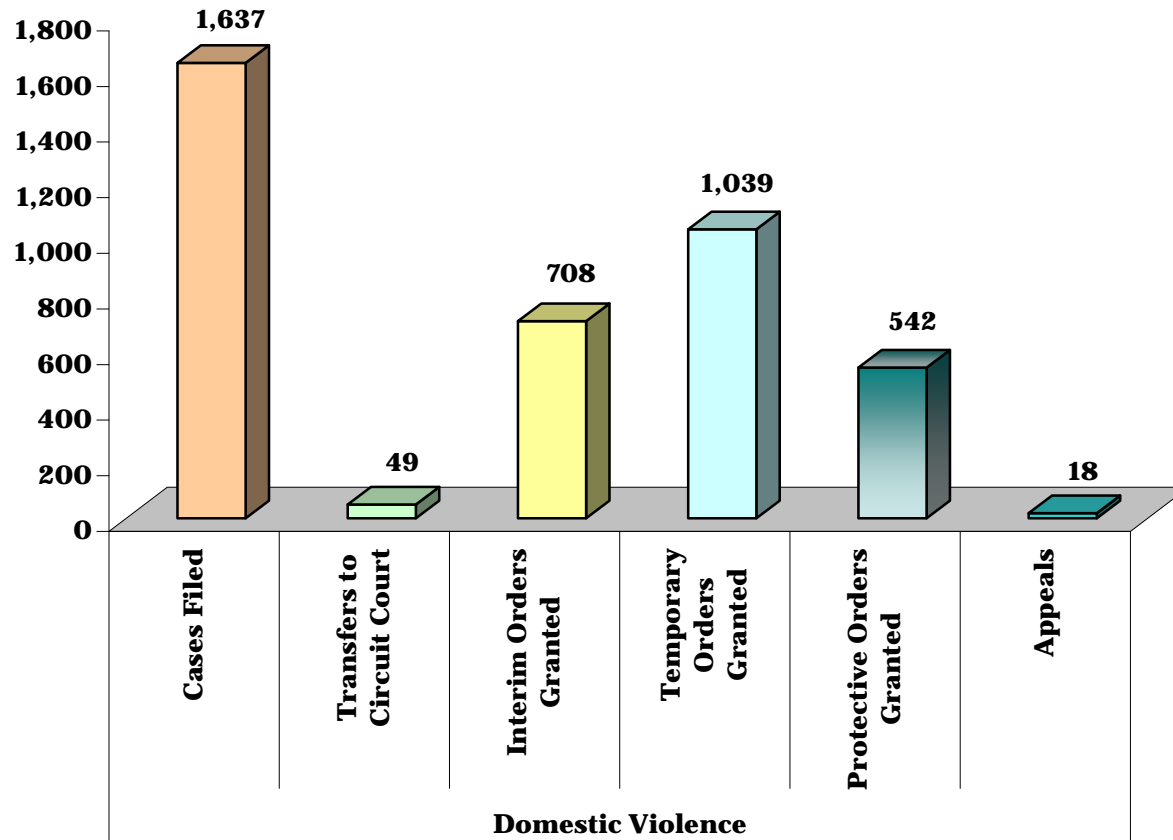


**CHART DC-10.1.11  
DISTRICT COURT**

**DISTRICT 11 - Frederick and Washington Counties**

**DOMESTIC VIOLENCE DISPOSITIONS**

**Fiscal Year 2007**

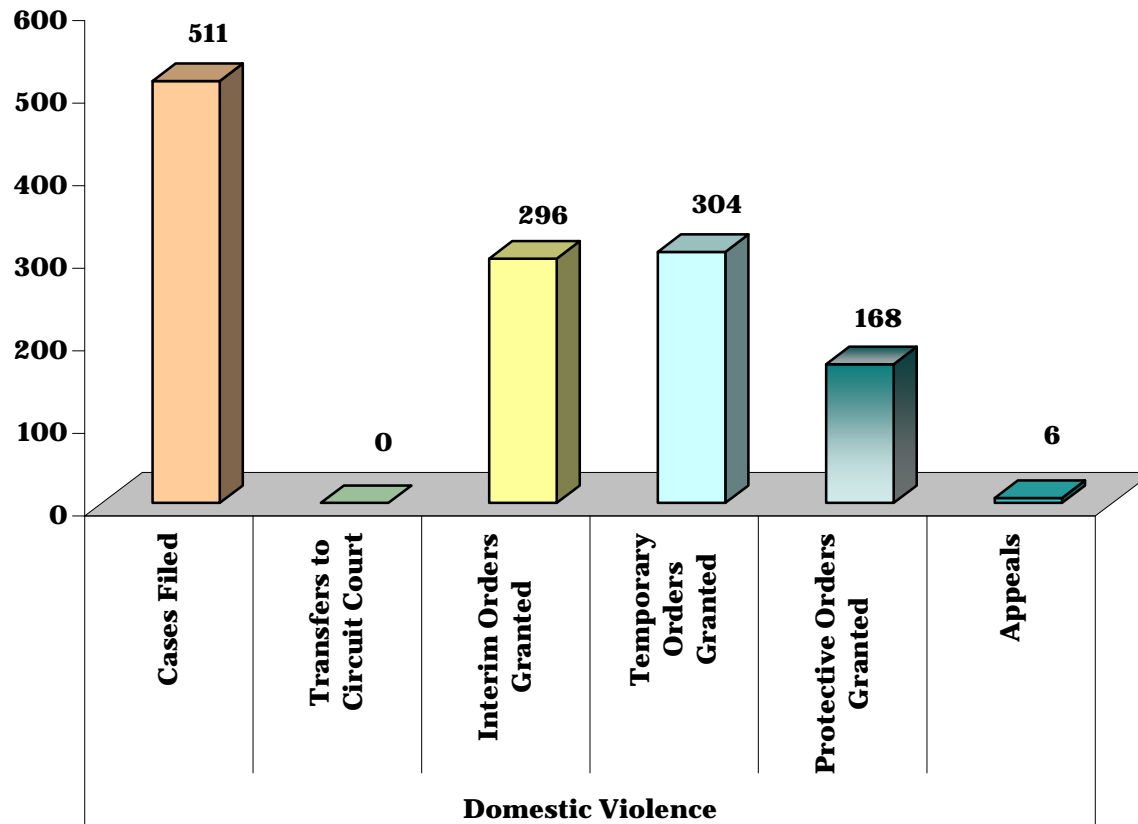


**CHART DC-10.1.12  
DISTRICT COURT**

**DISTRICT 12 - Allegany and Garrett Counties**

**DOMESTIC VIOLENCE DISPOSITIONS**

**Fiscal Year 2007**

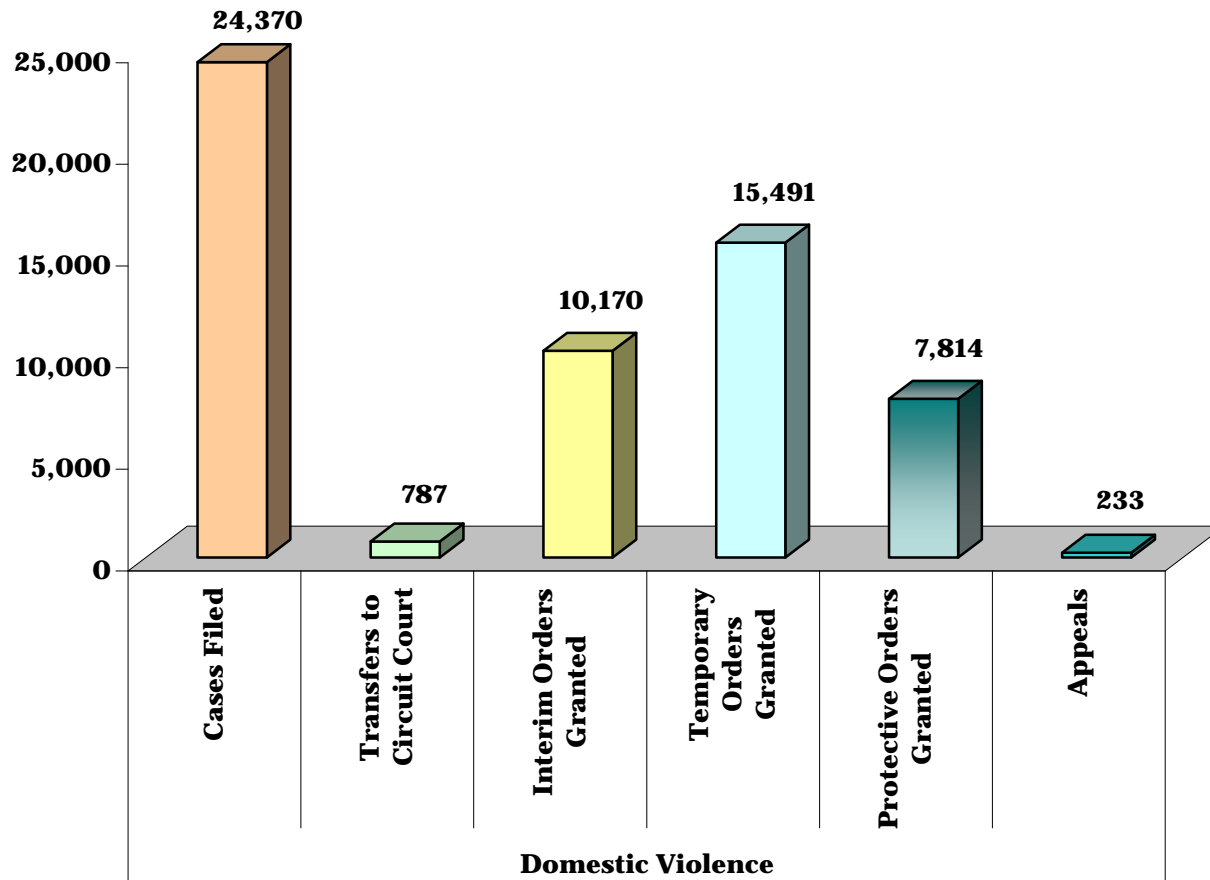




**CHART DC-10.1.13  
DISTRICT COURT**

**STATE TOTAL:  
DOMESTIC VIOLENCE DISPOSITIONS**

**Fiscal Year 2007**

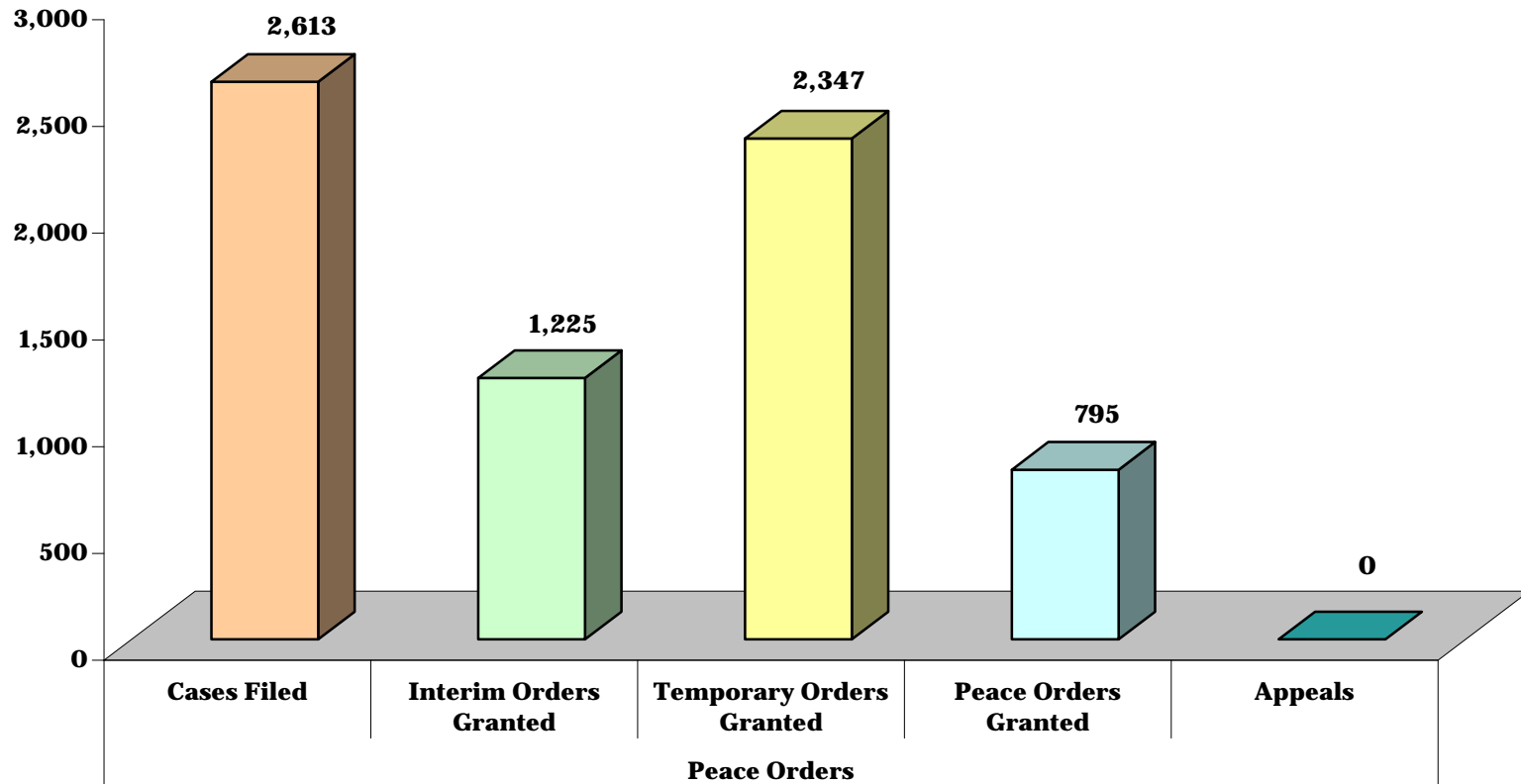


**CHART DC-10.2.1  
DISTRICT COURT**

**DISTRICT 1 - Baltimore City**

**PEACE ORDER DISPOSITIONS**

**Fiscal Year 2007**

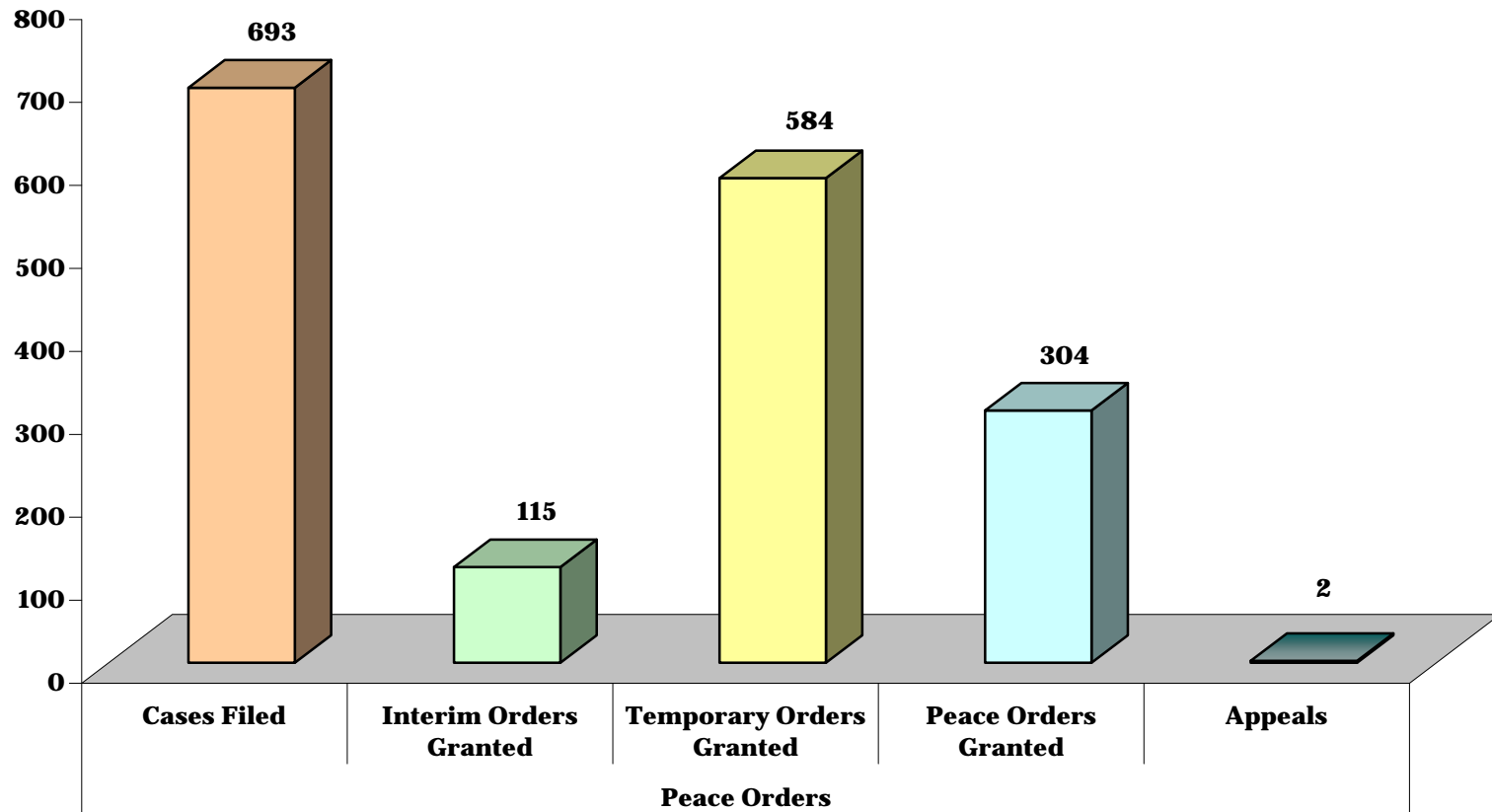


**CHART DC-10.2.2  
DISTRICT COURT**

**DISTRICT 2 - Dorchester, Somerset, Wicomico and Worcester Counties**

**PEACE ORDER DISPOSITIONS**

**Fiscal Year 2007**

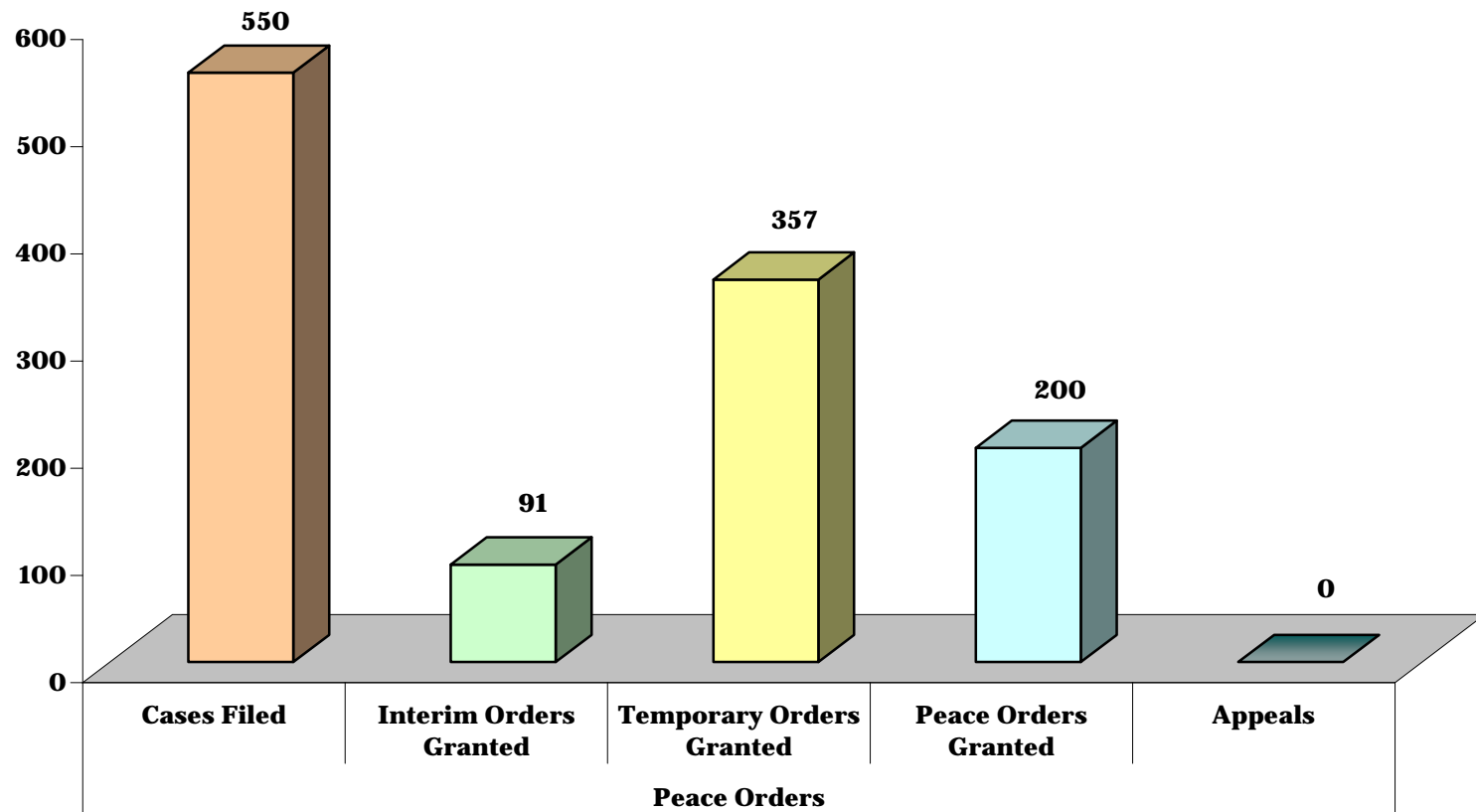


**CHART DC-10.2.3  
DISTRICT COURT**

**DISTRICT 3 - Caroline, Cecil, Kent, Queen Anne's and Talbot Counties**

**PEACE ORDER DISPOSITIONS**

**Fiscal Year 2007**

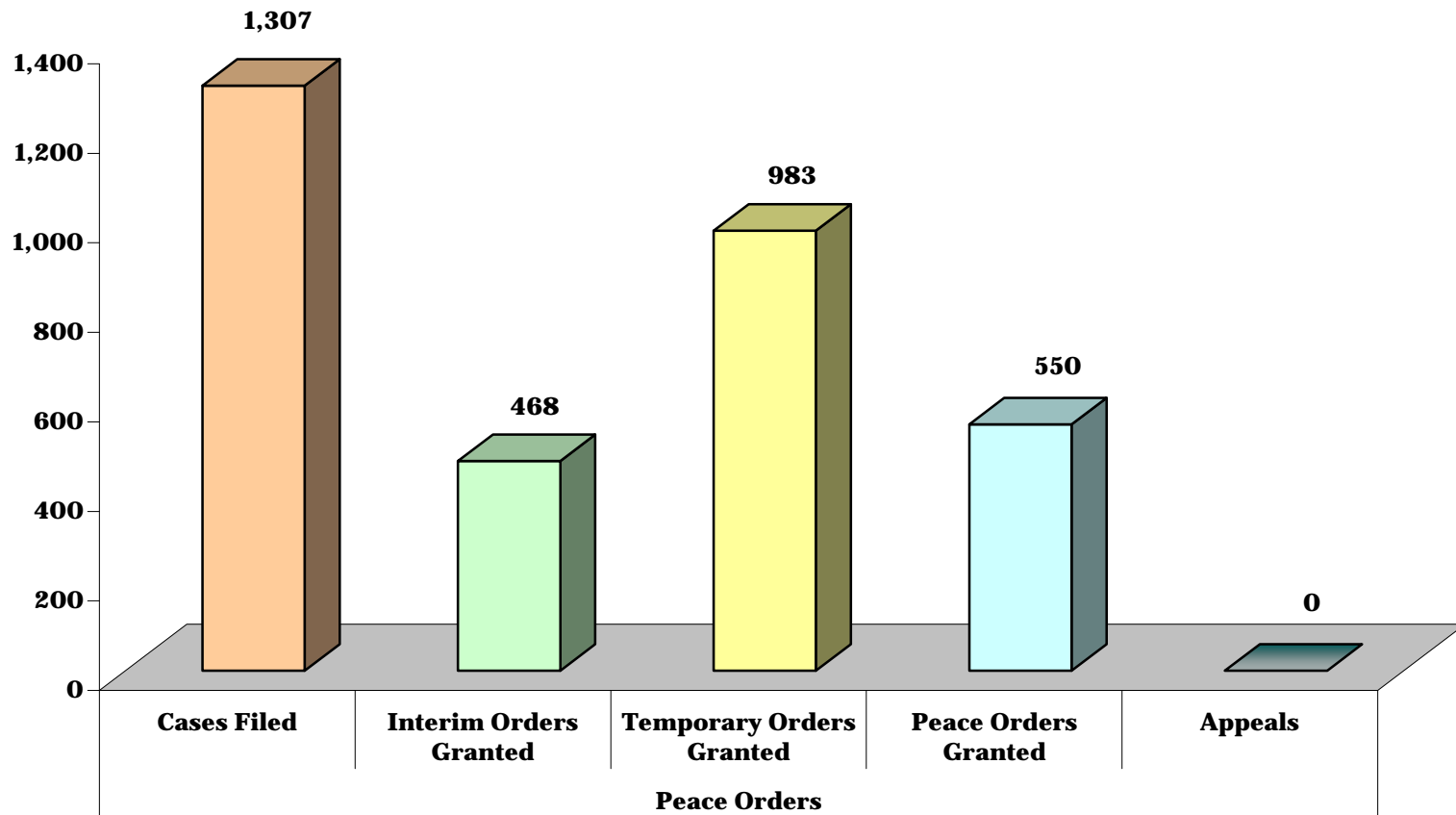


**CHART DC-10.2.4  
DISTRICT COURT**

**DISTRICT 4 - Calvert, Charles and St. Mary's Counties**

**PEACE ORDER DISPOSITIONS**

**Fiscal Year 2007**

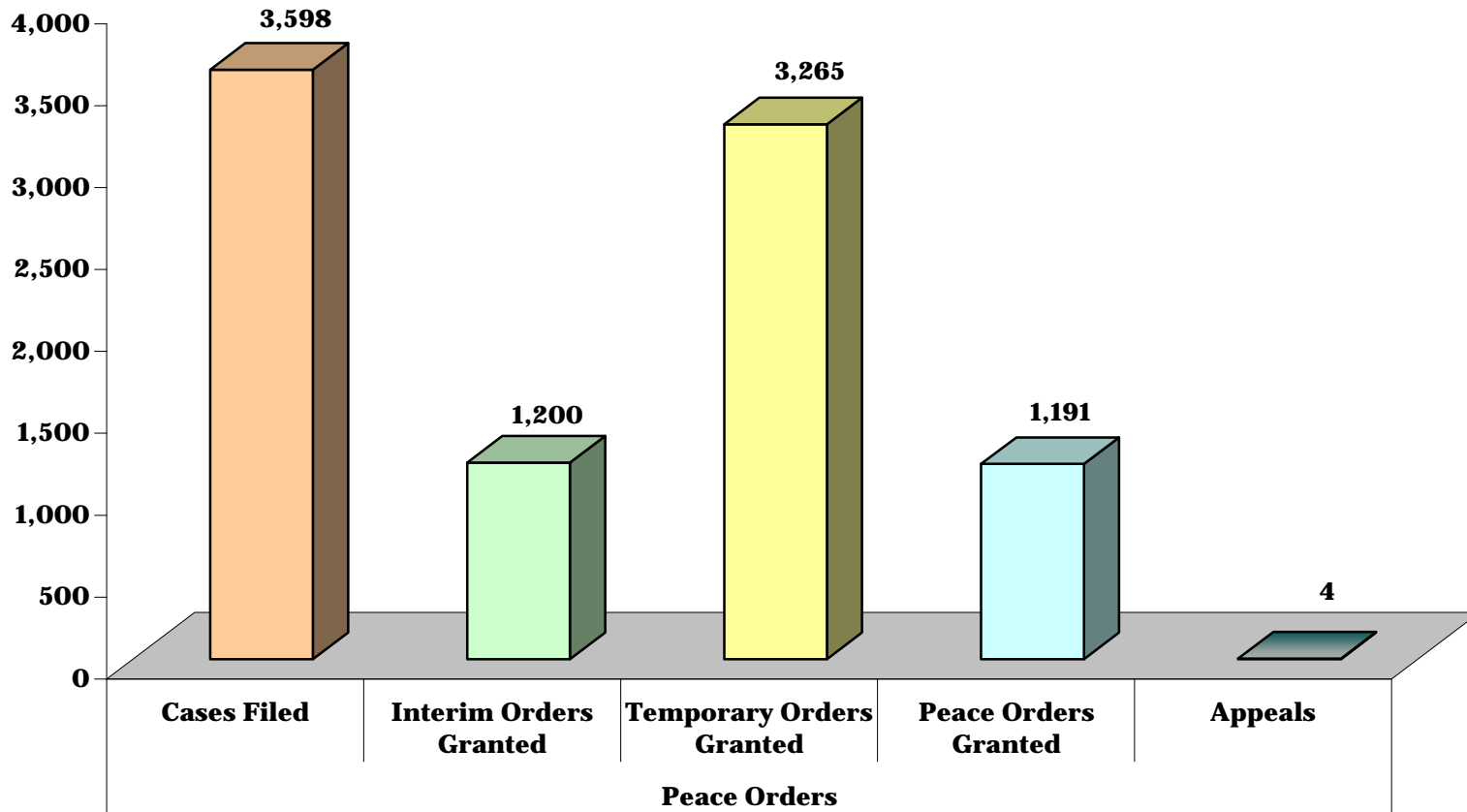


**CHART DC-10.2.5  
DISTRICT COURT**

**DISTRICT 5 - Prince George's County**

**PEACE ORDER DISPOSITIONS**

**Fiscal Year 2007**

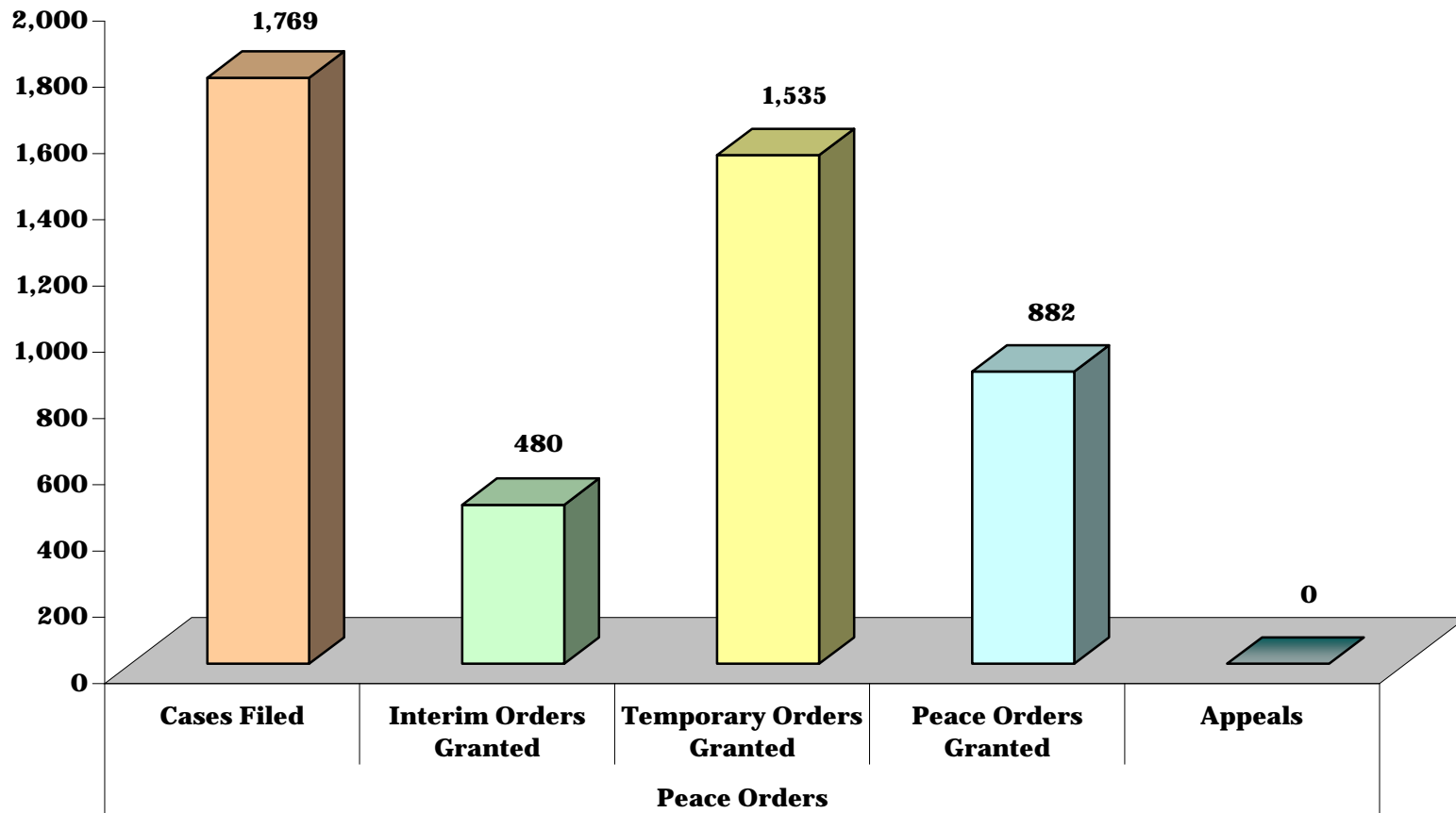


**CHART DC-10.2.6  
DISTRICT COURT**

**DISTRICT 6 - Montgomery County**

**PEACE ORDER DISPOSITIONS**

**Fiscal Year 2007**

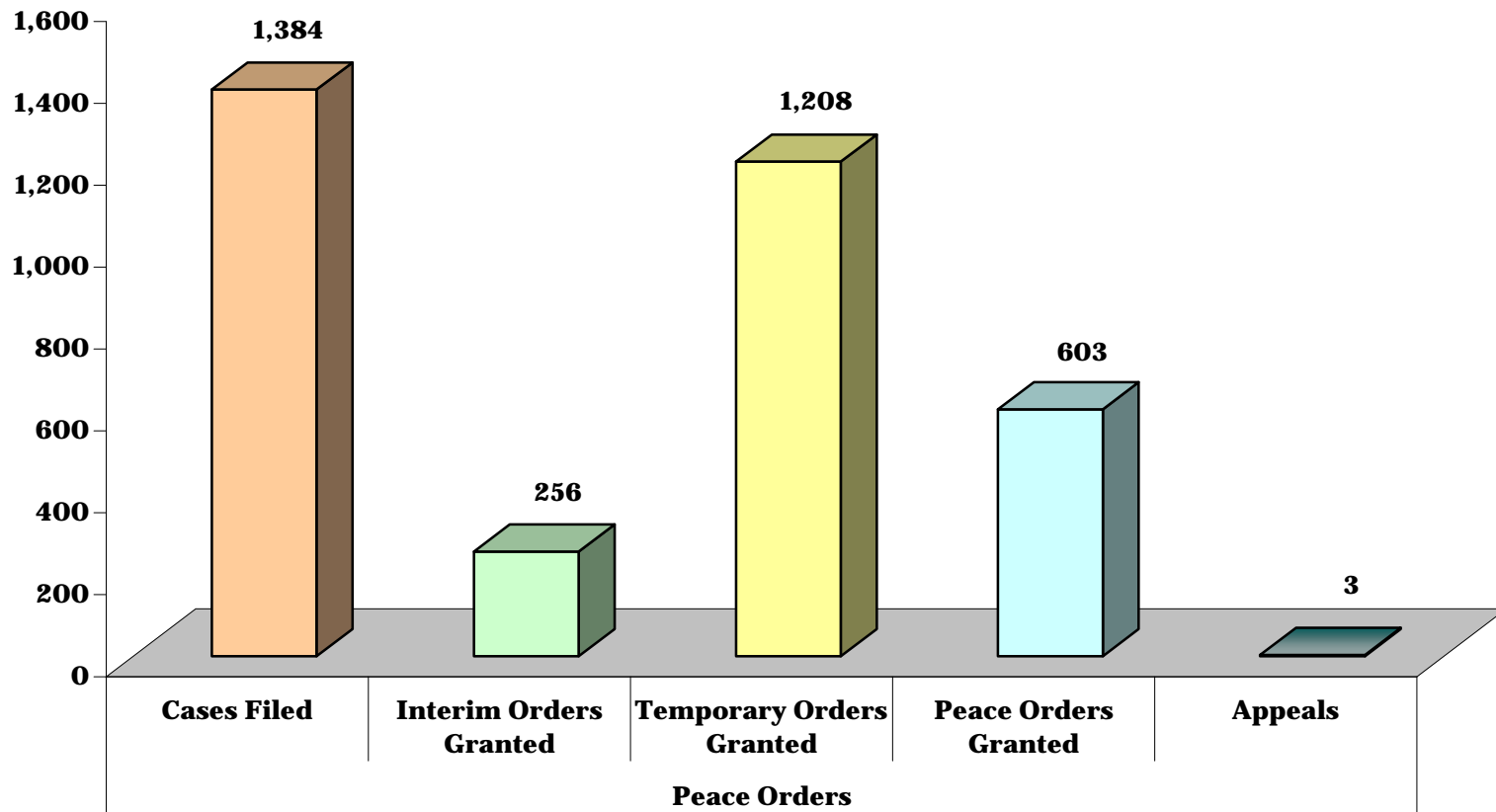


**CHART DC-10.2.7  
DISTRICT COURT**

**DISTRICT 7 - Anne Arundel County**

**PEACE ORDER DISPOSITIONS**

**Fiscal Year 2007**

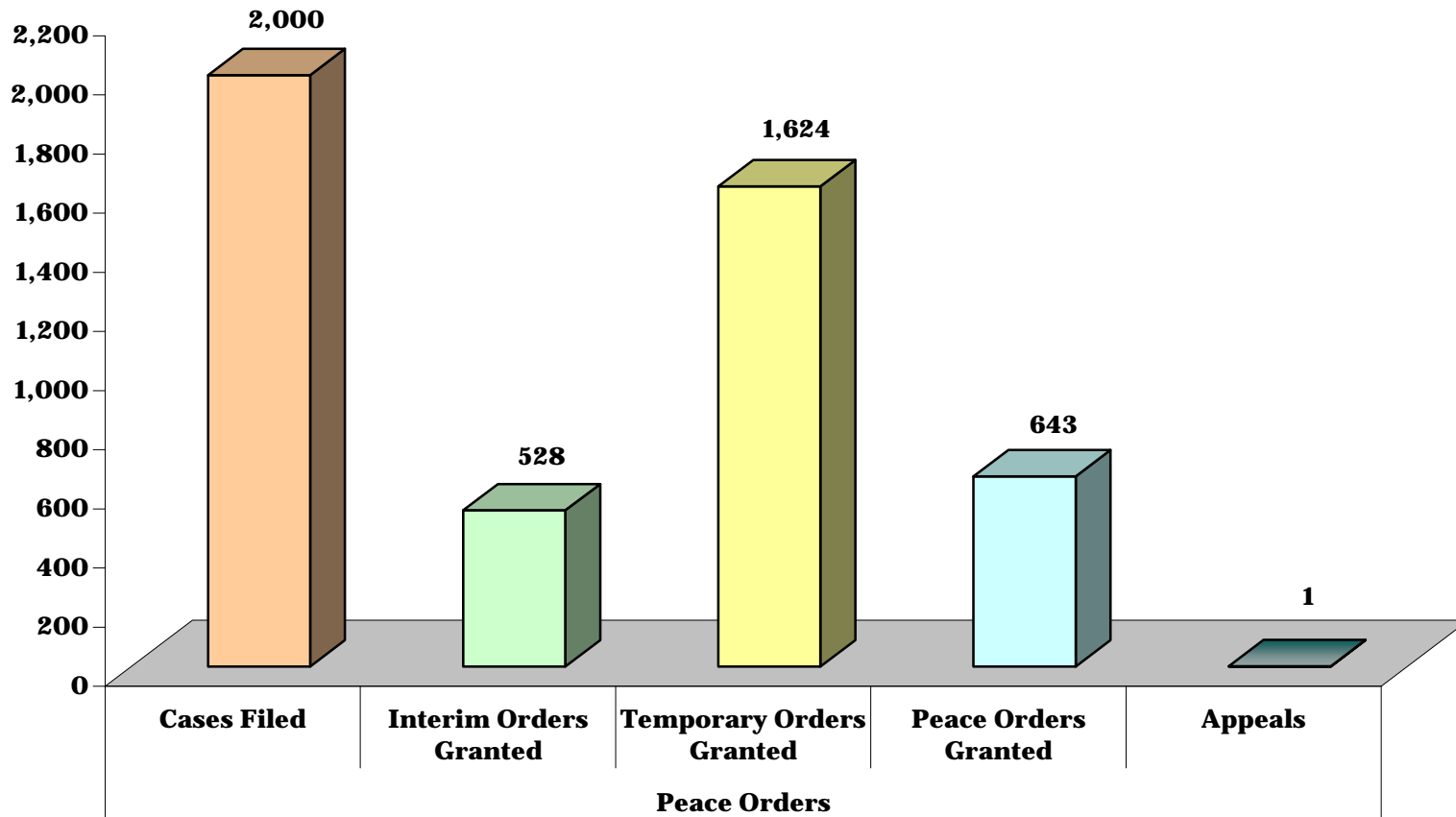




**CHART DC-10.2.8  
DISTRICT COURT**

**DISTRICT 8 - Baltimore County  
PEACE ORDER DISPOSITIONS**

**Fiscal Year 2007**

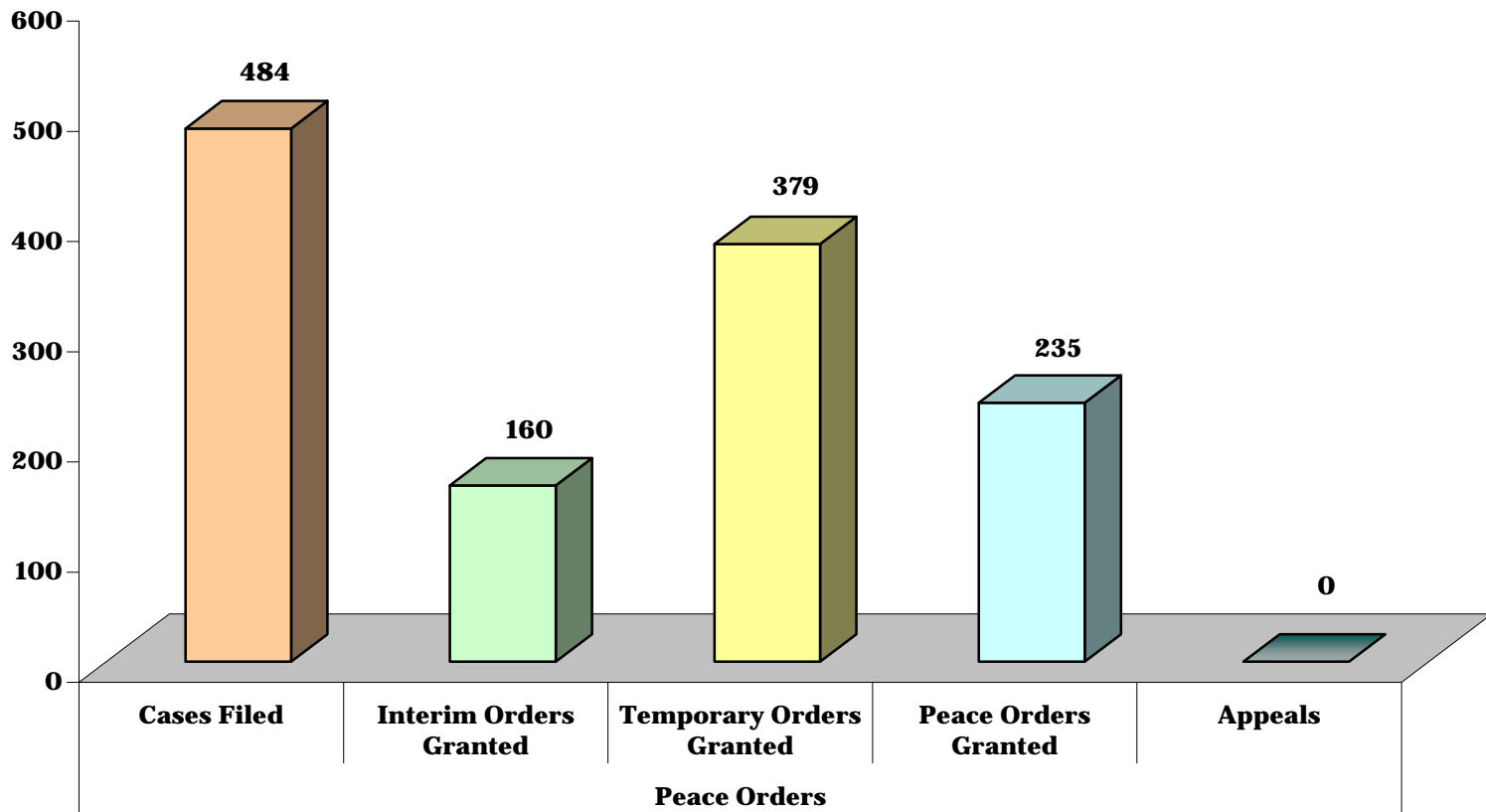


**CHART DC-10.2.9  
DISTRICT COURT**

**DISTRICT 9 - Harford County**

**PEACE ORDER DISPOSITIONS**

**Fiscal Year 2007**

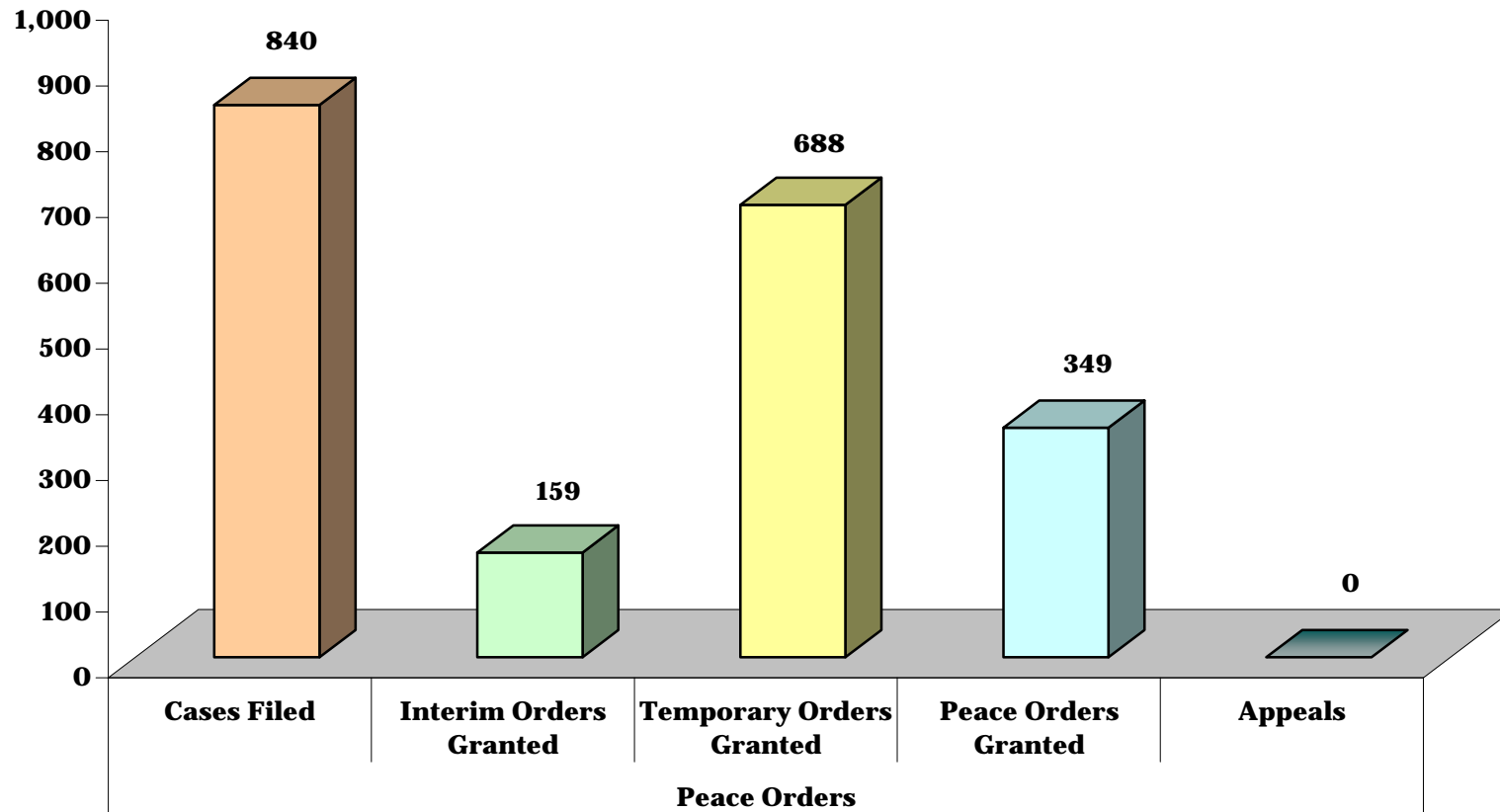


**CHART DC-10.2.10  
DISTRICT COURT**

**DISTRICT 10 - Carroll and Howard Counties**

**PEACE ORDER DISPOSITIONS**

**Fiscal Year 2007**

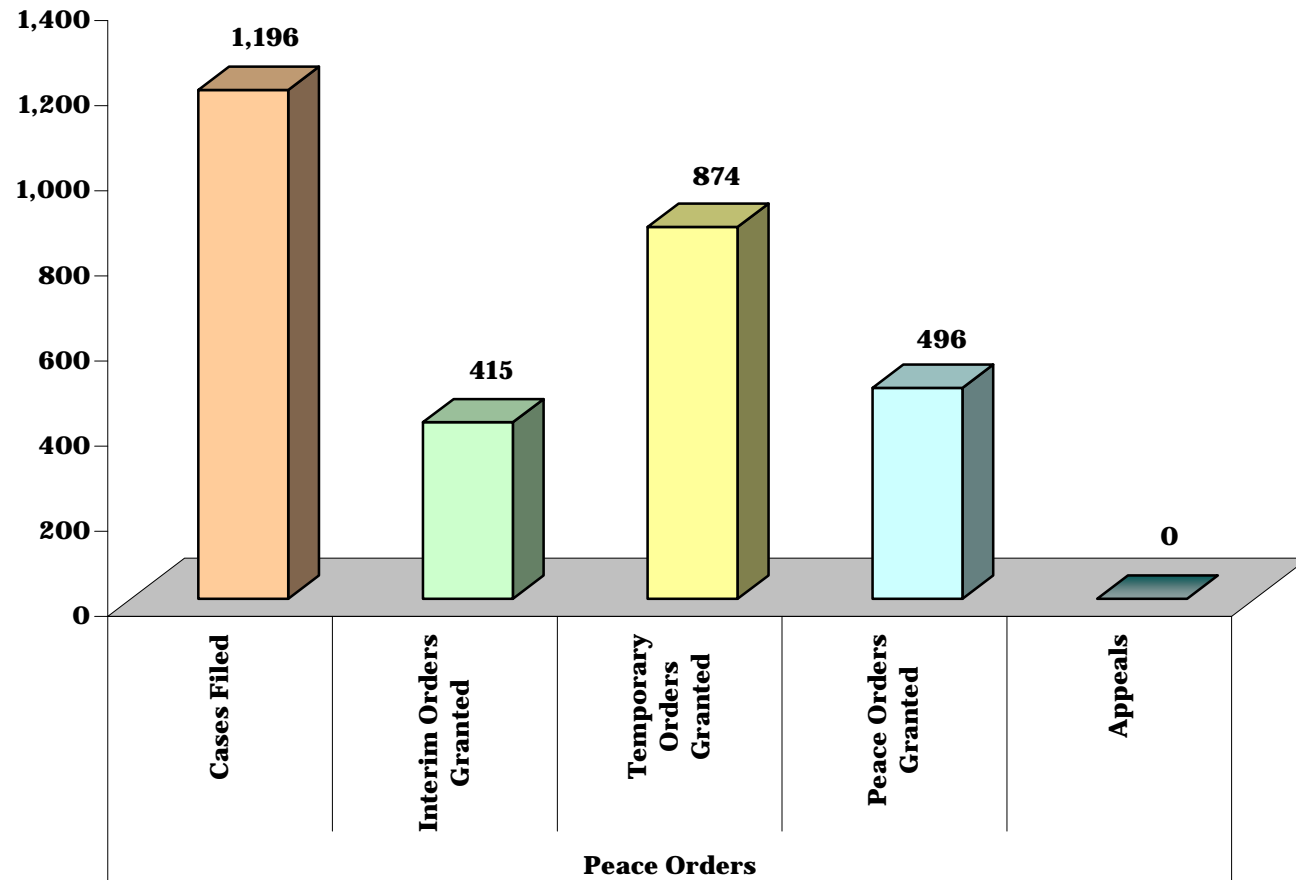


**CHART DC-10.2.11  
DISTRICT COURT**

**DISTRICT 11 - Frederick and Washington Counties**

**PEACE ORDER DISPOSITIONS**

**Fiscal Year 2007**

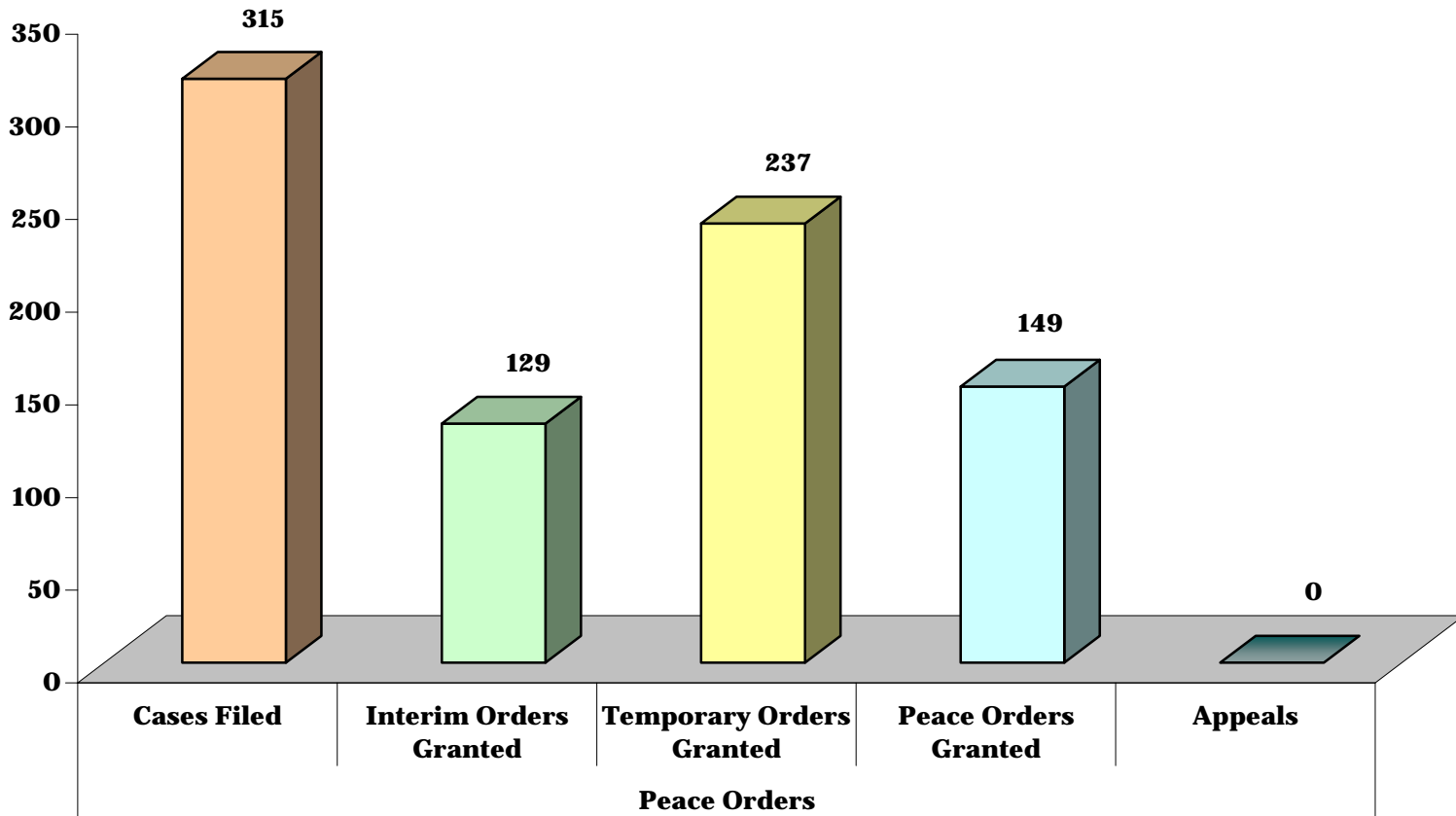


**CHART DC-10.2.12  
DISTRICT COURT**

**DISTRICT 12 - Allegany and Garrett Counties**

**PEACE ORDER DISPOSITIONS**

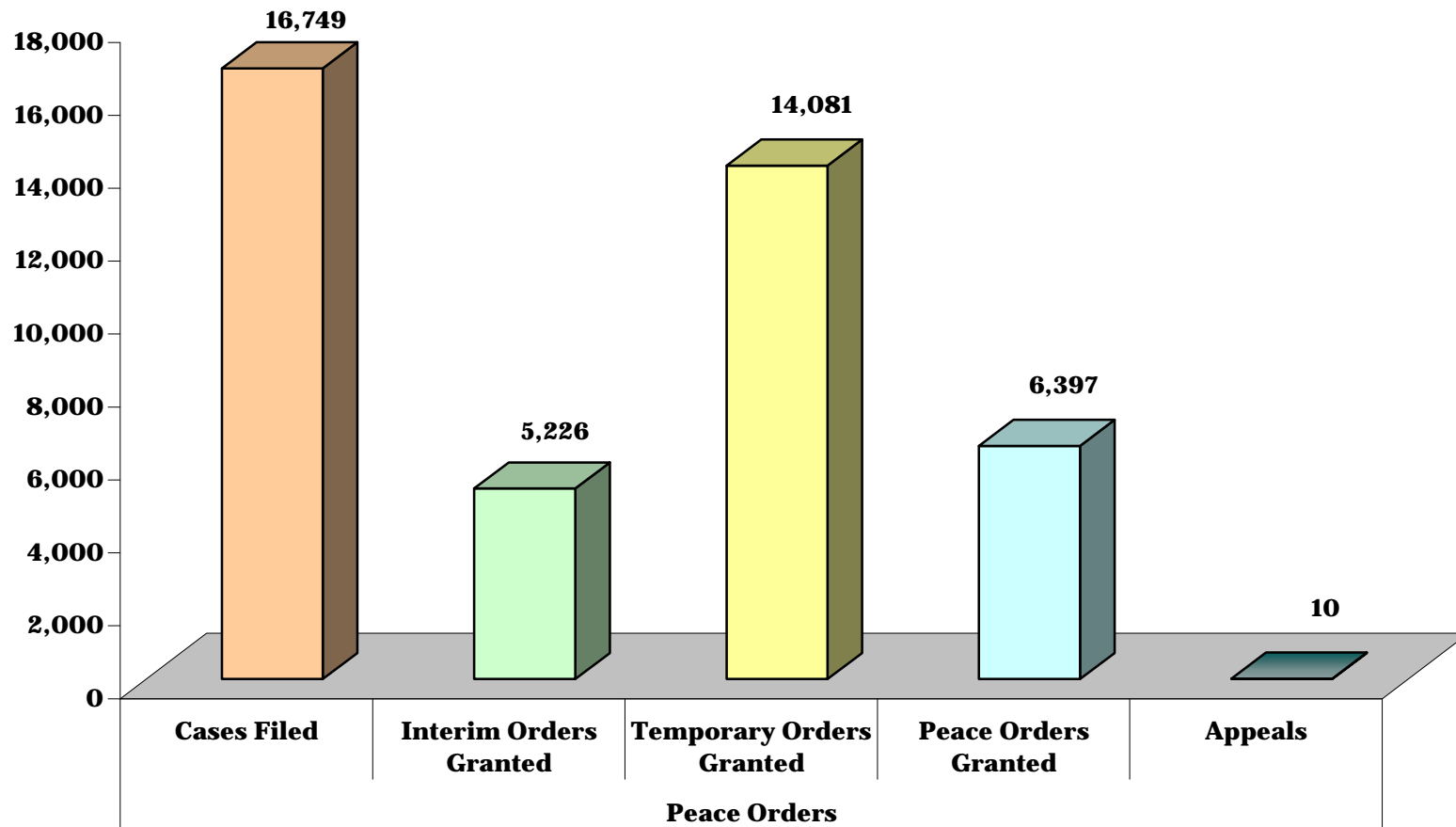
**Fiscal Year 2007**



**CHART DC-10.2.13  
DISTRICT COURT**

**STATE TOTAL:  
PEACE ORDER DISPOSITIONS**

**Fiscal Year 2007**



**TABLE DC-11  
DISTRICT COURT**

**CIVIL COMPLAINTS FILED AND TERMINATED\***

**4 Year Comparative Data: Fiscal Years 2004 - 2007**

	2004		2005		2006		2007	
	Filed	Terminated	Filed	Terminated	Filed	Terminated	Filed	Terminated
<b>District 1</b>	<b>67,534</b>	<b>68,107</b>	<b>61,427</b>	<b>64,115</b>	<b>62,655</b>	<b>62,671</b>	<b>58,818</b>	<b>62,576</b>
Baltimore City	67,534	68,107	61,427	64,115	62,655	62,671	58,818	62,576
<b>District 2</b>	<b>20,437</b>	<b>18,930</b>	<b>23,917</b>	<b>20,673</b>	<b>20,439</b>	<b>20,378</b>	<b>16,984</b>	<b>20,222</b>
Dorchester	2,613	2,463	2,689	2,530	3,042	2,791	3,109	3,214
Somerset	2,156	2,033	2,622	2,514	2,643	2,500	2,096	2,351
Wicomico	9,490	8,633	12,215	9,814	9,062	9,528	6,621	8,911
Worcester	6,178	5,801	6,391	5,815	5,692	5,559	5,158	5,746
<b>District 3</b>	<b>12,263</b>	<b>11,501</b>	<b>11,353</b>	<b>11,702</b>	<b>11,845</b>	<b>11,594</b>	<b>11,867</b>	<b>11,905</b>
Caroline	1,836	1,779	1,864	1,796	2,052	1,997	1,753	1,960
Cecil	4,455	4,212	3,924	4,010	4,024	4,119	3,895	3,554
Kent	1,673	1,567	1,396	1,547	1,341	1,323	1,489	2,081
Queen Anne's	2,130	1,925	1,915	2,110	1,988	1,868	1,857	1,715
Talbot	2,169	2,018	2,254	2,239	2,440	2,287	2,873	2,595

	2004		2005		2006		2007	
	Filed	Terminated	Filed	Terminated	Filed	Terminated	Filed	Terminated
<b>District 4</b>	<b>14,517</b>	<b>13,818</b>	<b>13,284</b>	<b>13,668</b>	<b>13,428</b>	<b>12,616</b>	<b>14,411</b>	<b>16,048</b>
Calvert	3,860	3,560	3,614	3,480	3,590	3,458	3,572	3,910
Charles	7,247	6,906	6,479	6,888	6,497	6,403	7,126	7,578
St. Mary's	3,410	3,352	3,191	3,300	3,341	2,755	3,713	4,560
<b>District 5</b>	<b>65,896</b>	<b>64,749</b>	<b>63,999</b>	<b>63,553</b>	<b>59,124</b>	<b>61,535</b>	<b>59,852</b>	<b>64,160</b>
Prince George's	65,896	64,749	63,999	63,553	59,124	61,535	59,852	64,160
<b>District 6</b>	<b>43,275</b>	<b>38,871</b>	<b>40,539</b>	<b>44,241</b>	<b>37,023</b>	<b>39,814</b>	<b>39,138</b>	<b>49,917</b>
Montgomery	43,275	38,871	40,539	44,241	37,023	39,814	39,138	49,917

**CIVIL COMPLAINTS FILED AND TERMINATED\*, page 2**

	2004		2005		2006		2007	
	Filed	Terminated	Filed	Terminated	Filed	Terminated	Filed	Terminated
<b>District 7</b>	<b>25,721</b>	<b>24,434</b>	<b>27,215</b>	<b>25,704</b>	<b>24,941</b>	<b>25,394</b>	<b>23,985</b>	<b>26,524</b>
Anne Arundel	25,721	24,434	27,215	25,704	24,941	25,394	23,985	26,524
<b>District 8</b>	<b>63,771</b>	<b>68,102</b>	<b>63,809</b>	<b>62,331</b>	<b>62,717</b>	<b>66,108</b>	<b>57,084</b>	<b>62,883</b>
Baltimore	63,771	68,102	63,809	62,331	62,717	66,108	57,084	62,883
<b>District 9</b>	<b>10,719</b>	<b>10,648</b>	<b>10,514</b>	<b>10,413</b>	<b>9,660</b>	<b>9,724</b>	<b>9,217</b>	<b>10,092</b>
Harford	10,719	10,648	10,514	10,413	9,660	9,724	9,217	10,092

	2004		2005		2006		2007	
	Filed	Terminated	Filed	Terminated	Filed	Terminated	Filed	Terminated
<b>District 10</b>	<b>15,243</b>	<b>14,618</b>	<b>14,881</b>	<b>14,685</b>	<b>14,385</b>	<b>14,466</b>	<b>13,950</b>	<b>14,045</b>
Carroll	5,560	5,236	5,355	5,550	4,947	4,977	4,903	5,568
Howard	9,683	9,382	9,526	9,135	9,438	9,489	9,047	8,477
<b>District 11</b>	<b>16,171</b>	<b>16,225</b>	<b>15,665</b>	<b>15,842</b>	<b>14,788</b>	<b>14,687</b>	<b>15,866</b>	<b>16,638</b>
Frederick	7,677	7,784	7,317	7,387	6,931	6,833	7,376	7,713
Washington	8,494	8,441	8,348	8,455	7,857	7,854	8,490	8,925
<b>District 12</b>	<b>6,525</b>	<b>6,409</b>	<b>6,197</b>	<b>6,158</b>	<b>5,023</b>	<b>5,148</b>	<b>4,934</b>	<b>5,530</b>
Allegany	5,347	5,219	4,841	4,915	3,920	4,028	3,808	4,280
Garrett	1,178	1,190	1,356	1,243	1,103	1,120	1,126	1,250

	2004		2005		2006		2007	
	Filed	Terminated	Filed	Terminated	Filed	Terminated	Filed	Terminated
<b>State Totals</b>	<b>362,072</b>	<b>356,412</b>	<b>352,800</b>	<b>353,085</b>	<b>336,028</b>	<b>344,135</b>	<b>326,106</b>	<b>360,540</b>

Note: Excludes Landlord-Tenant cases. The number of complaints filed represent the potential judgments for each defendant in a case and additional potential judgments when cross and other claims are filed.

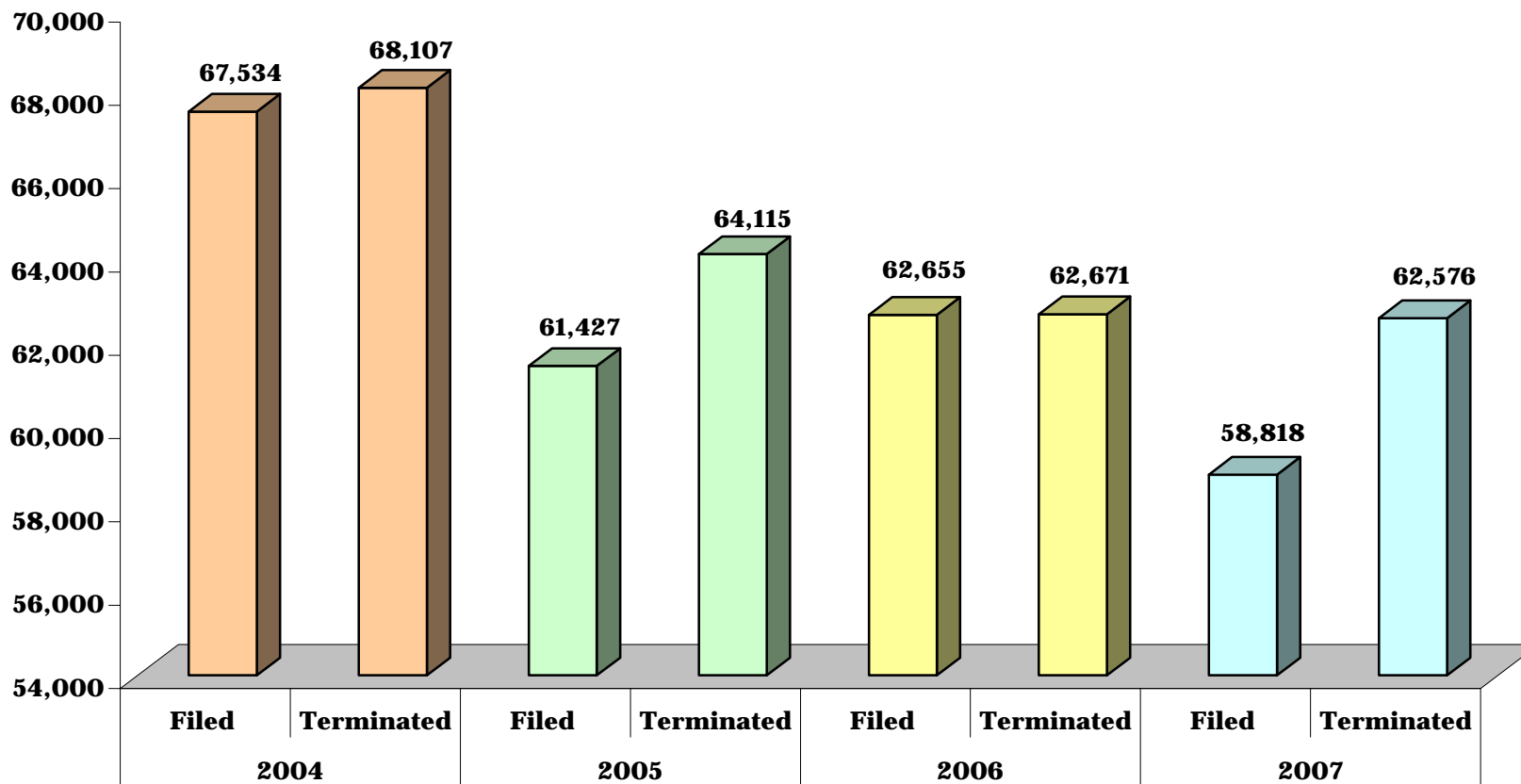


**CHART DC-11.1  
DISTRICT COURT**

**DISTRICT 1 - Baltimore City**

**CIVIL COMPLAINTS FILED AND TERMINATED**

**4 Year Comparative Data: Fiscal Years 2004 - 2007**

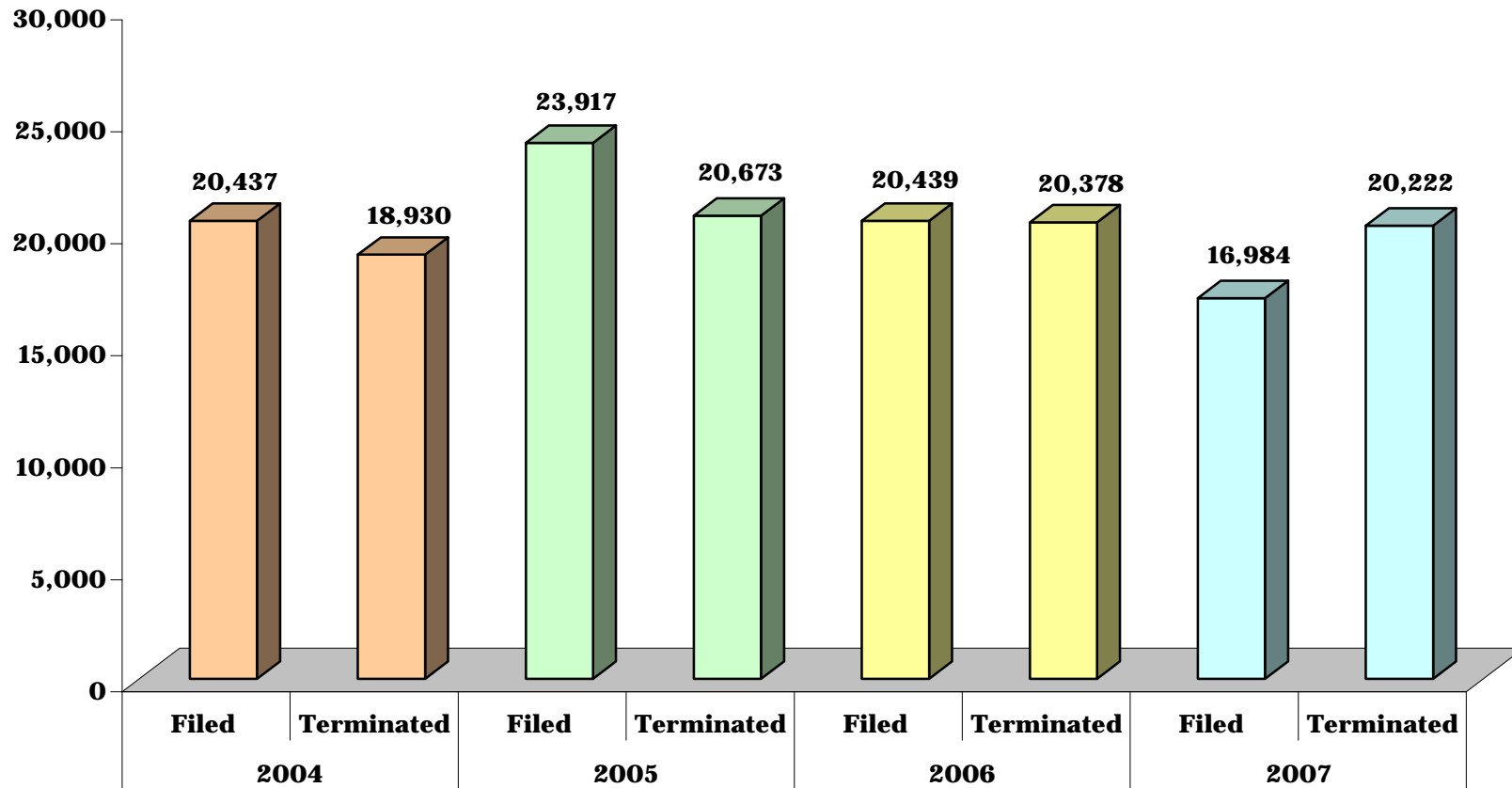


**CHART DC-11.2  
DISTRICT COURT**

**DISTRICT 2 - Dorchester, Somerset, Wicomico and Worcester Counties**

**CIVIL COMPLAINTS FILED AND TERMINATED**

**4 Year Comparative Data: Fiscal Years 2004 - 2007**

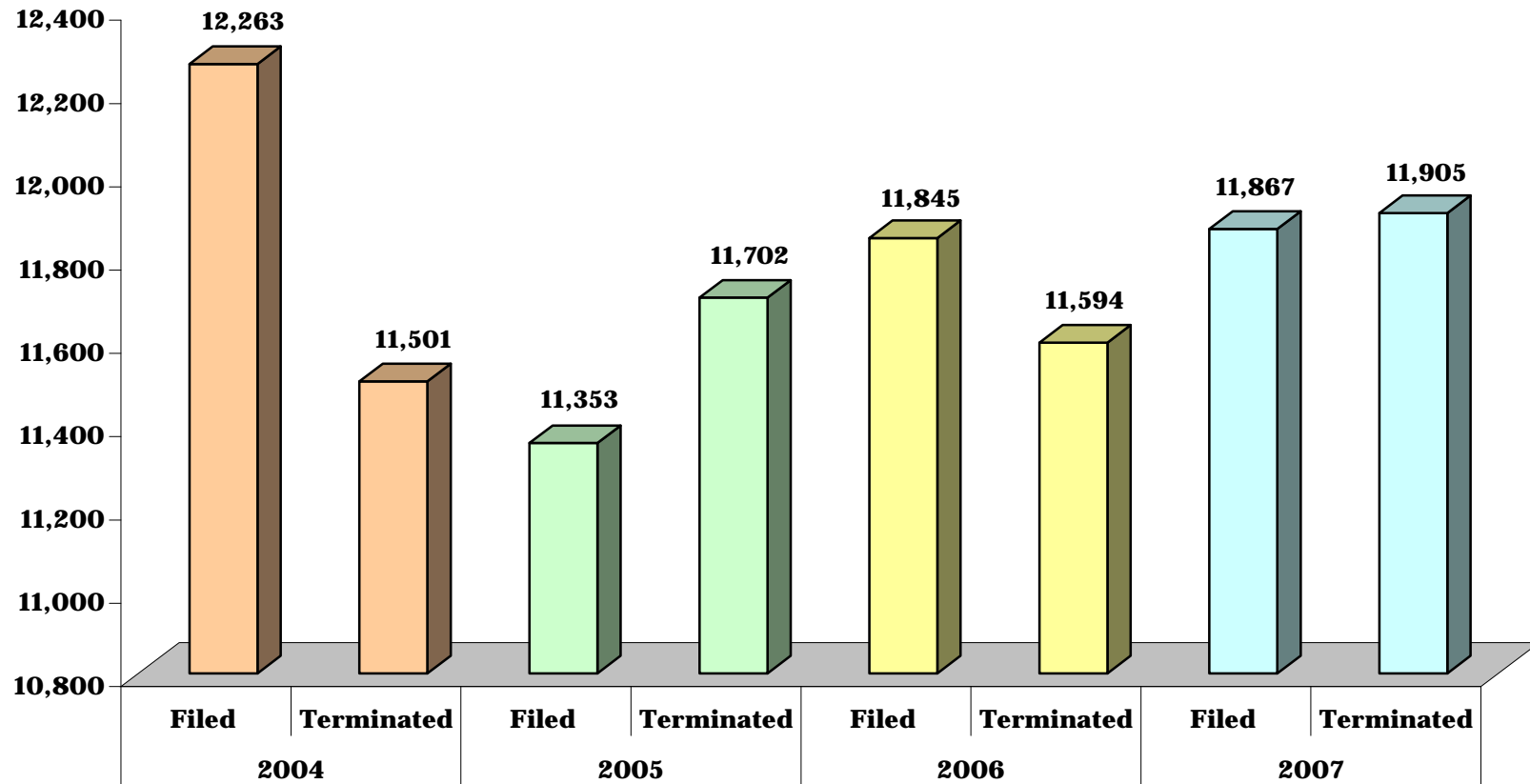


**CHART DC-11.3  
DISTRICT COURT**

**DISTRICT 3 - Caroline, Cecil, Kent, Queen Anne's and Talbot Counties**

**CIVIL COMPLAINTS FILED AND TERMINATED**

**4 Year Comparative Data: Fiscal Years 2004 - 2007**

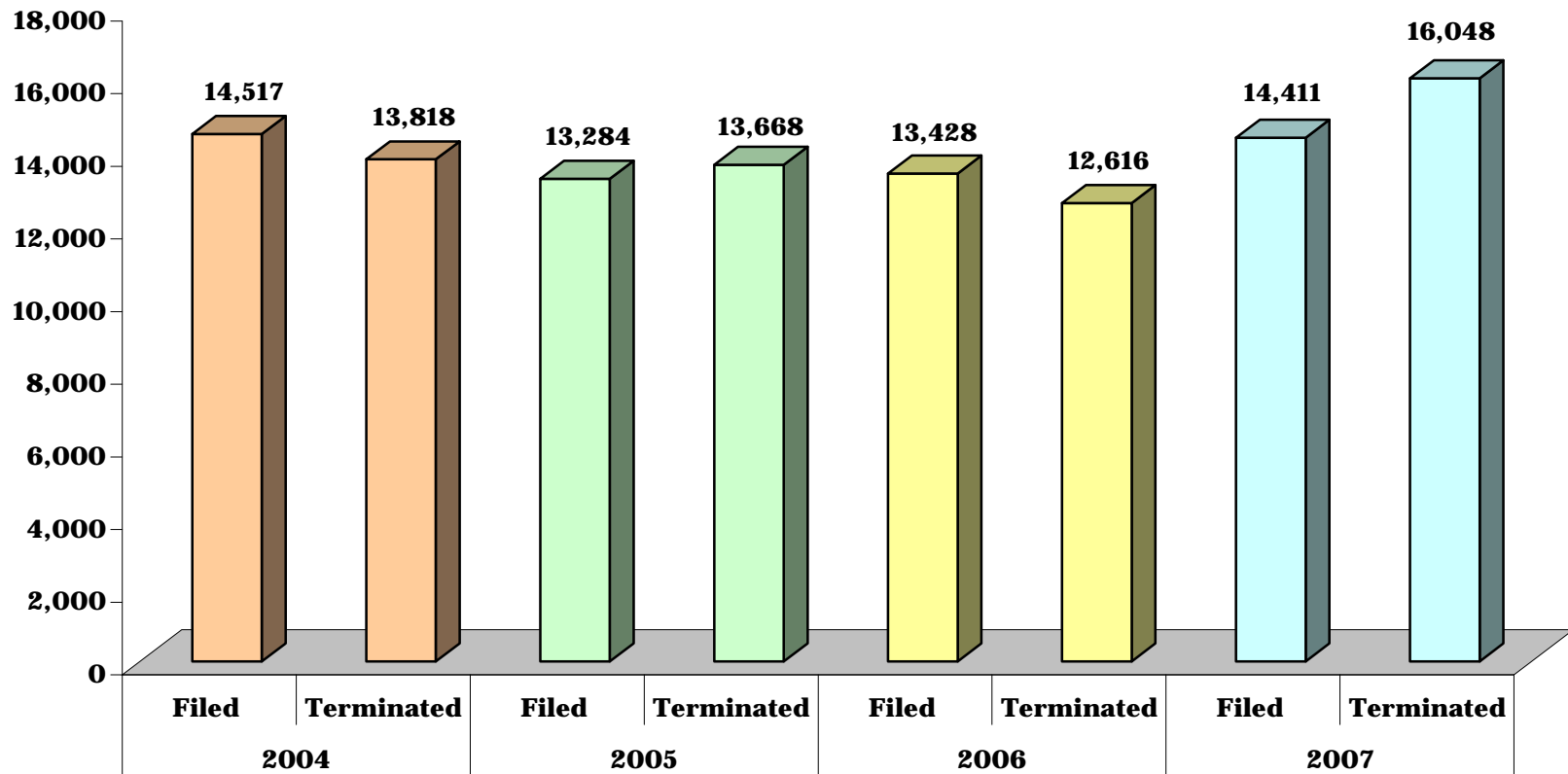


**CHART DC-11.4  
DISTRICT COURT**

**DISTRICT 4 - Calvert, Charles and St. Mary's**

**CIVIL COMPLAINTS FILED AND TERMINATED**

**4 Year Comparative Data: Fiscal Years 2004 - 2007**

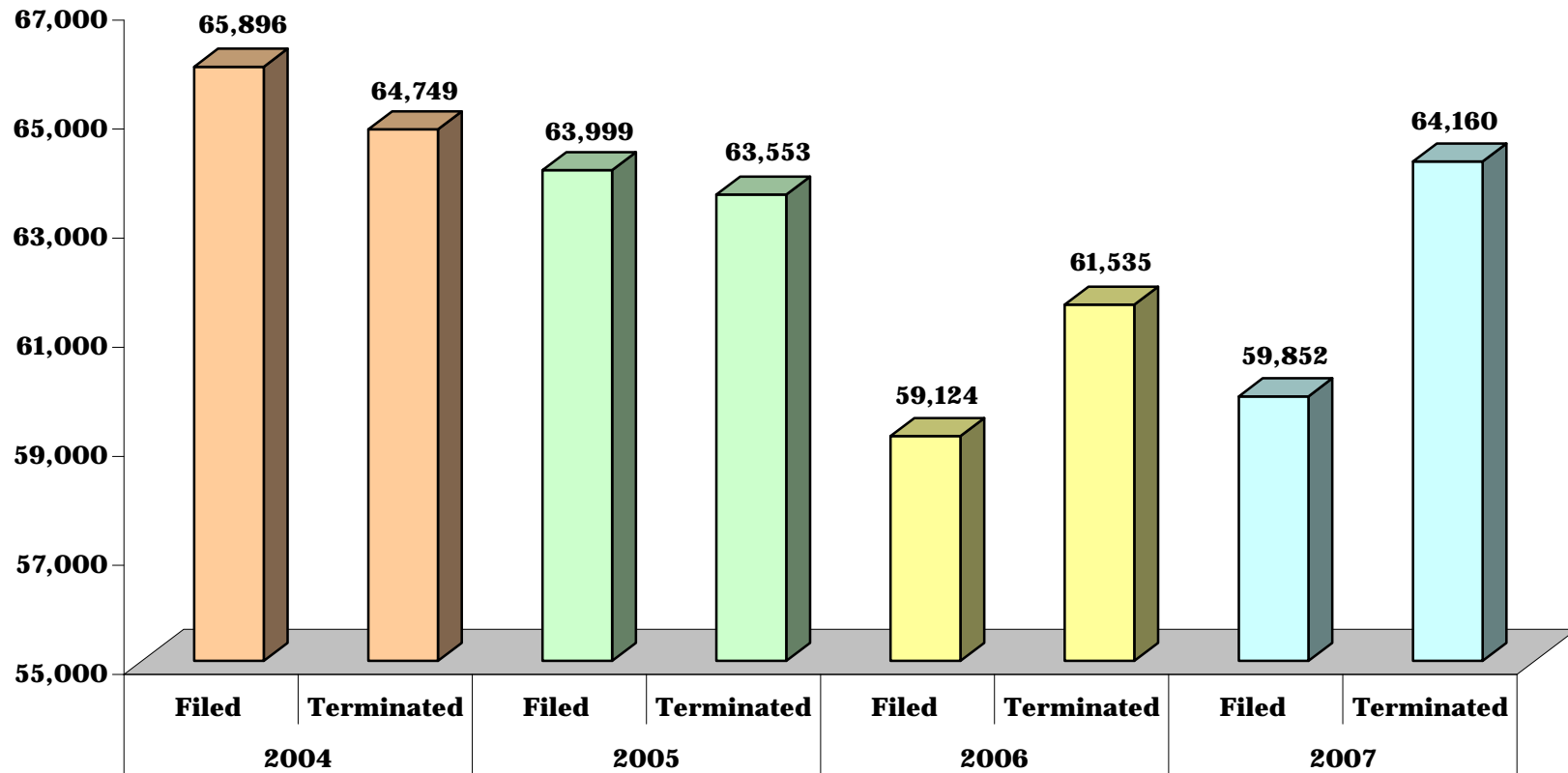


**CHART DC-11.5  
DISTRICT COURT**

**DISTRICT 5 - Prince George's County**

**CIVIL COMPLAINTS FILED AND TERMINATED**

**4 Year Comparative Data: Fiscal Years 2004 - 2007**

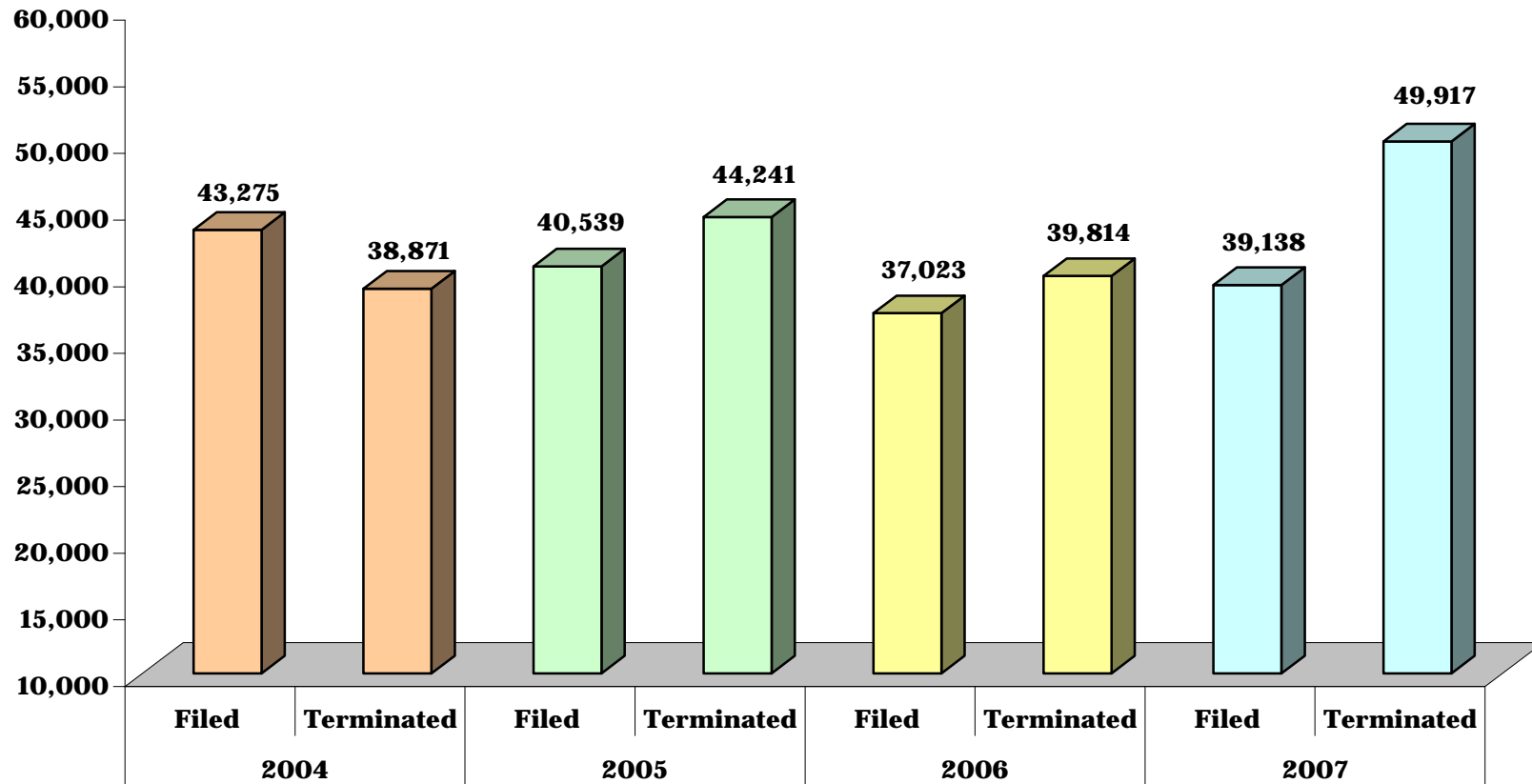


**CHART DC-11.6  
DISTRICT COURT**

**DISTRICT 6 - Montgomery**

**CIVIL COMPLAINTS FILED AND TERMINATED**

**4 Year Comparative Data: Fiscal Years 2004 - 2007**

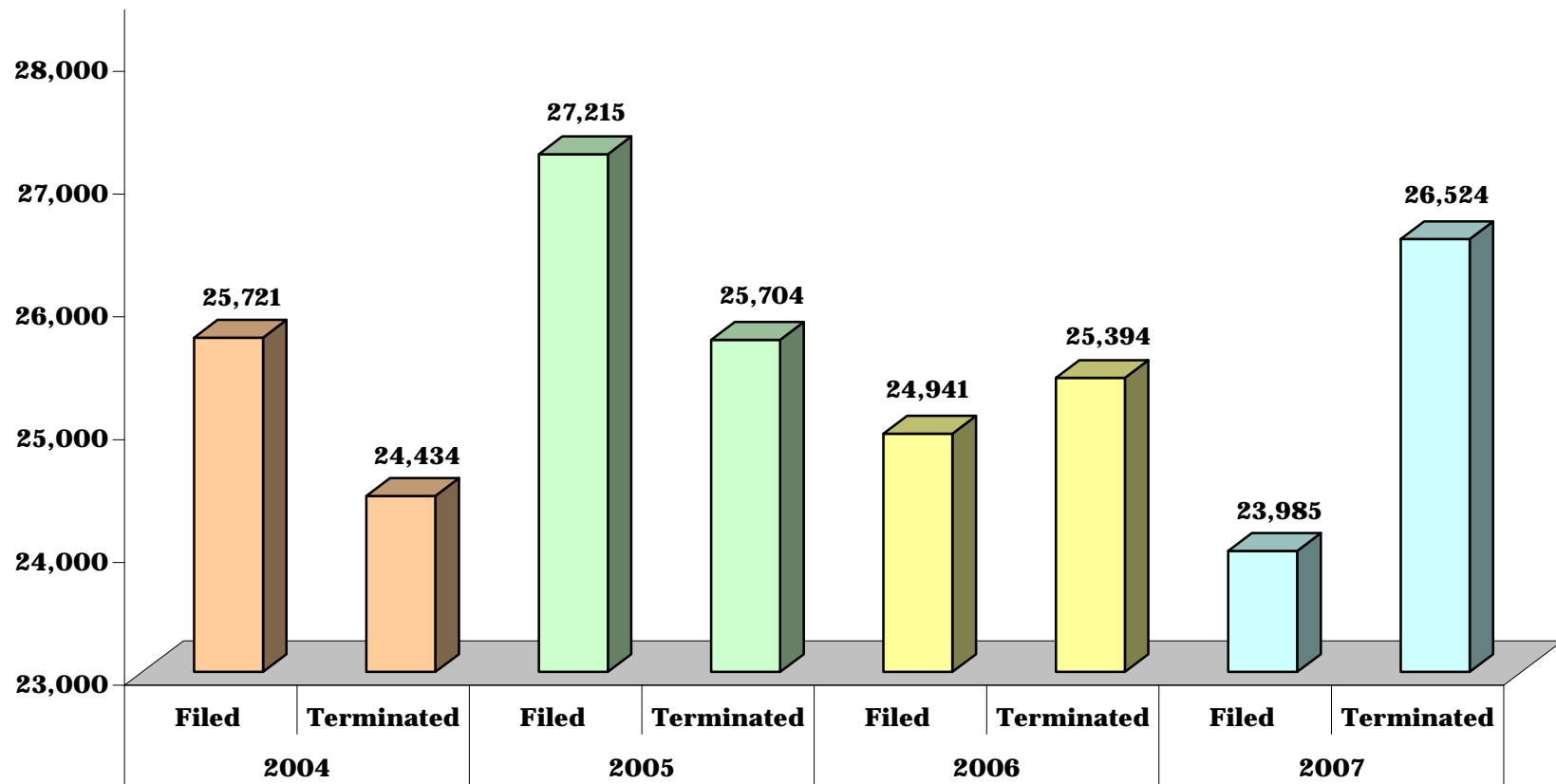


**CHART DC-11.7  
DISTRICT COURT**

**DISTRICT 7 - Anne Arundel**

**CIVIL COMPLAINTS FILED AND TERMINATED**

**4 Year Comparative Data: Fiscal Years 2004 - 2007**

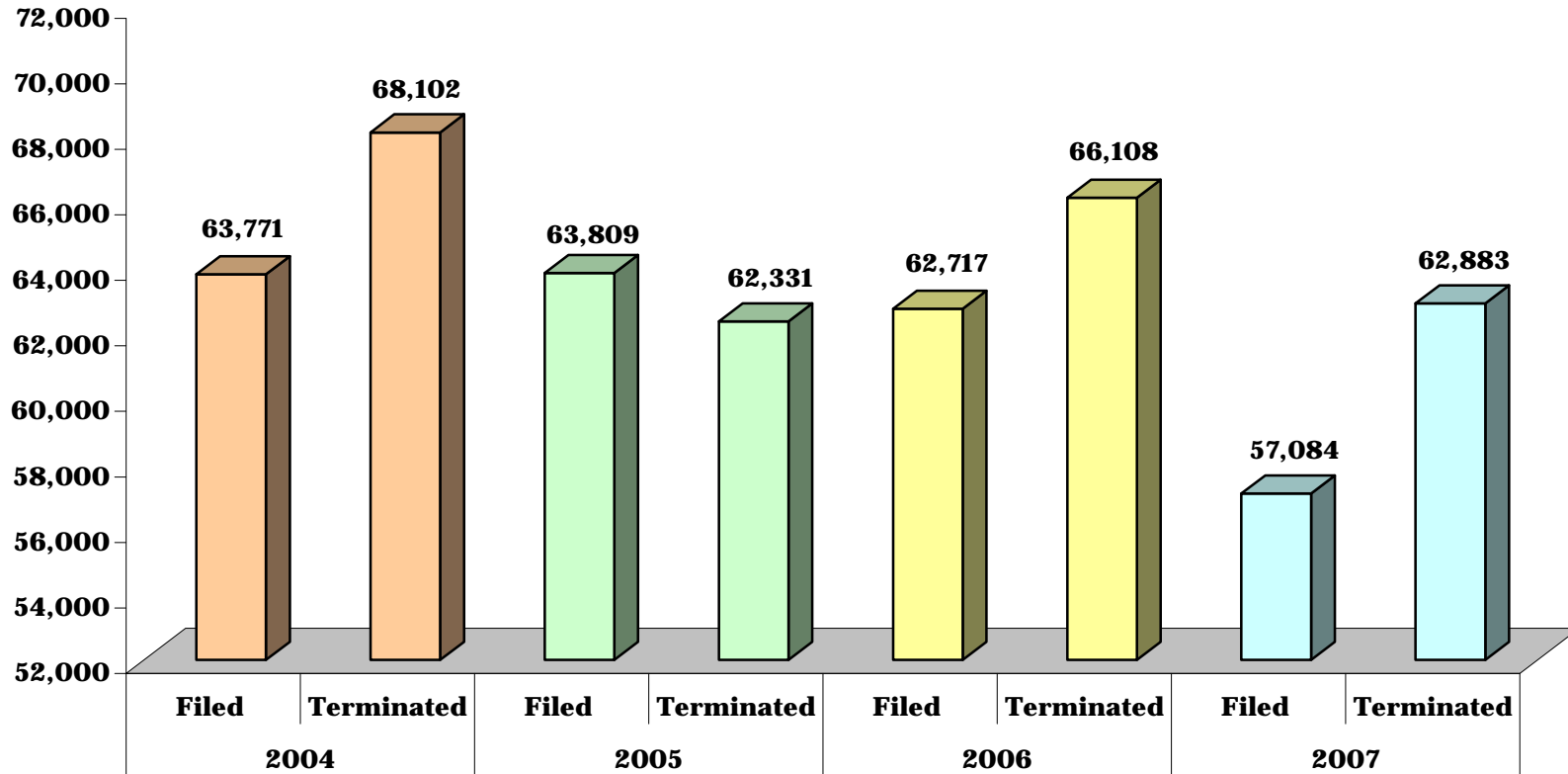


**CHART DC-11.8  
DISTRICT COURT**

**DISTRICT 8 - Baltimore County**

**CIVIL COMPLAINTS FILED AND TERMINATED**

**4 Year Comparative Data: Fiscal Years 2004 - 2007**



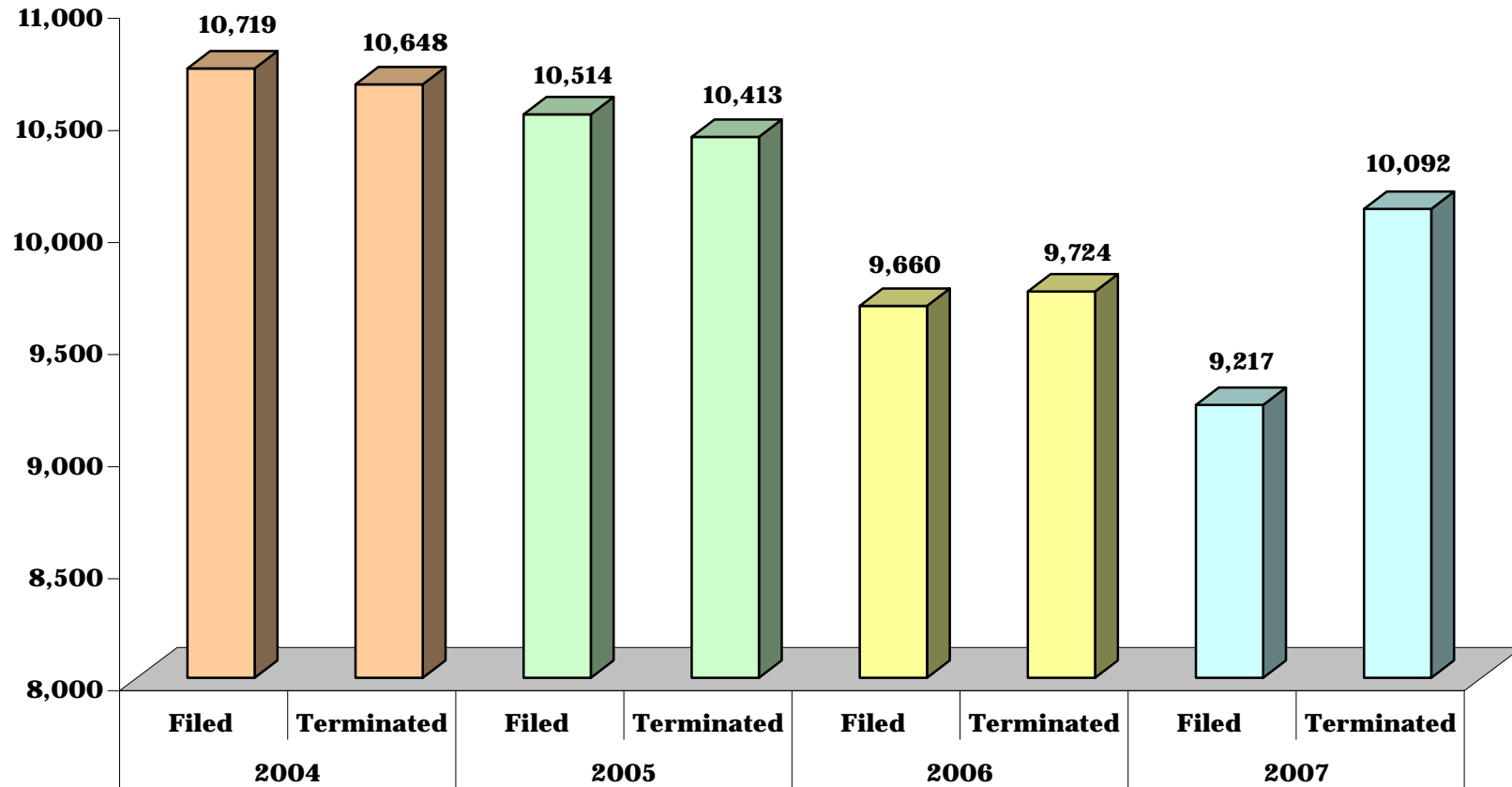


**CHART DC-11.9  
DISTRICT COURT**

**DISTRICT 9 - Harford County**

**CIVIL COMPLAINTS FILED AND TERMINATED**

**4 Year Comparative Data: Fiscal Years 2004 - 2007**

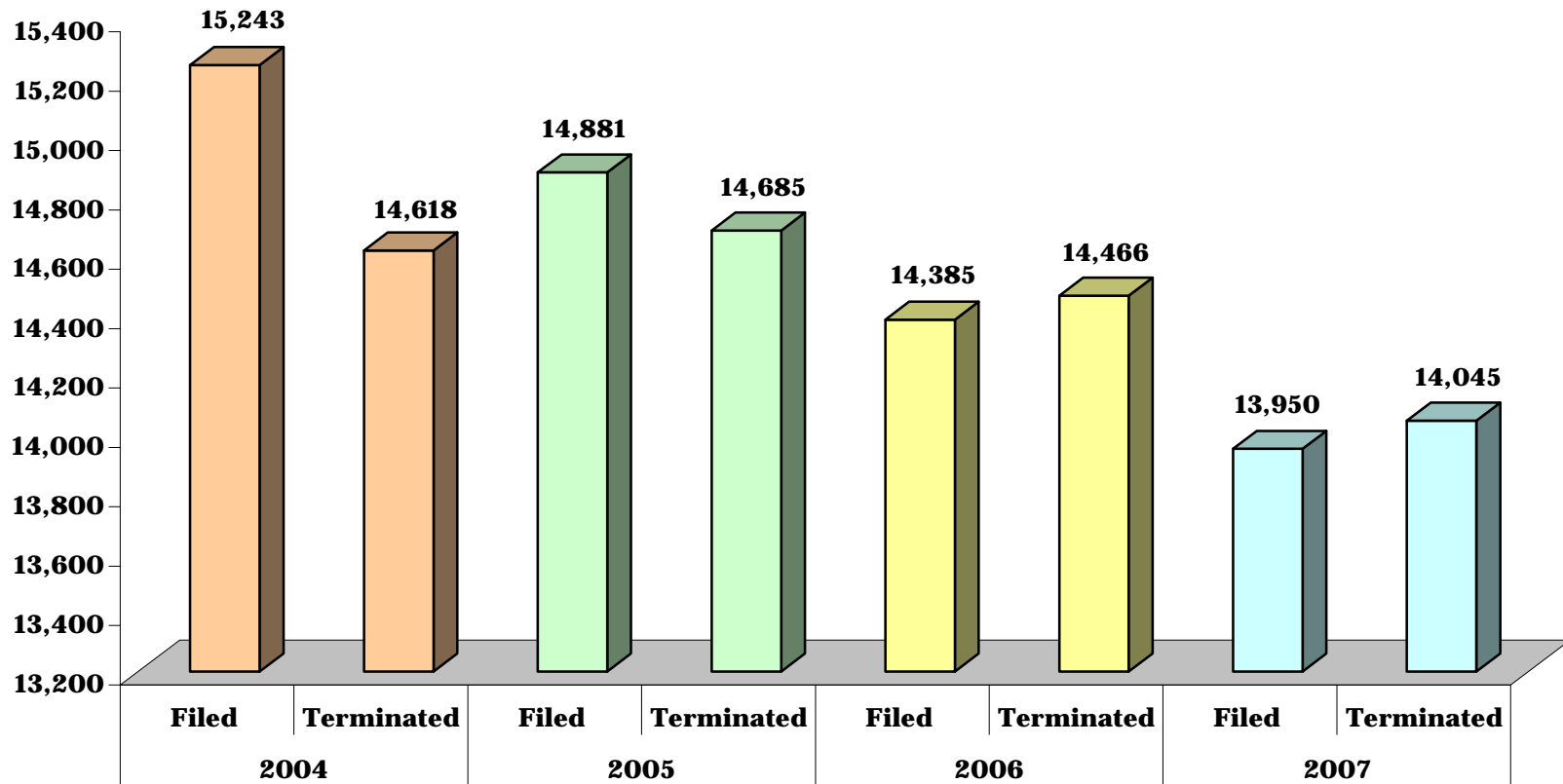


**CHART DC-11.10  
DISTRICT COURT**

**DISTRICT 10 - Carroll and Howard Counties**

**CIVIL COMPLAINTS FILED AND TERMINATED**

**4 Year Comparative Data: Fiscal Years 2004 - 2007**

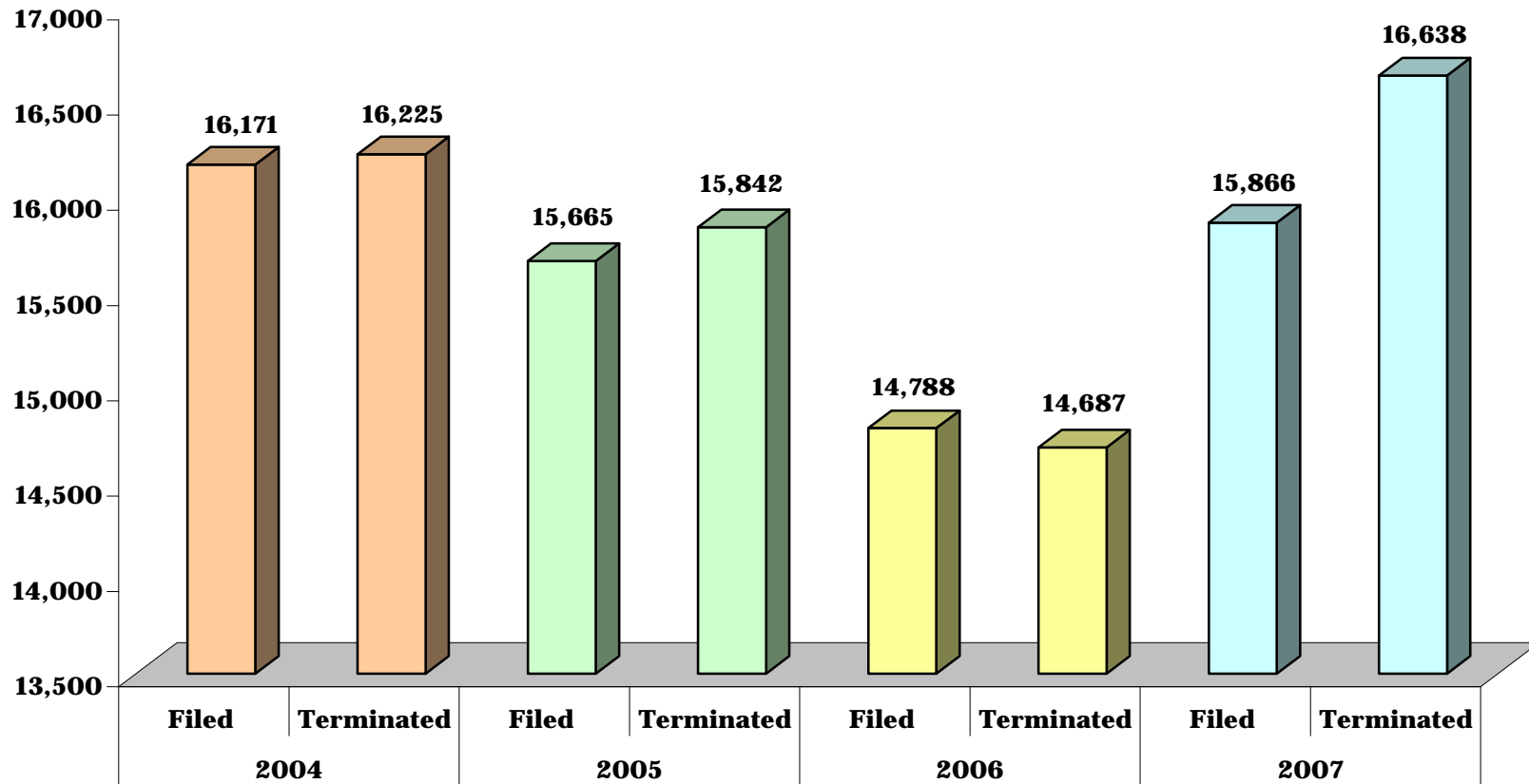


**CHART DC-11.11  
DISTRICT COURT**

**DISTRICT 11 - Frederick and Washington Counties**

**CIVIL COMPLAINTS FILED AND TERMINATED**

**4 Year Comparative Data: Fiscal Years 2004 - 2007**

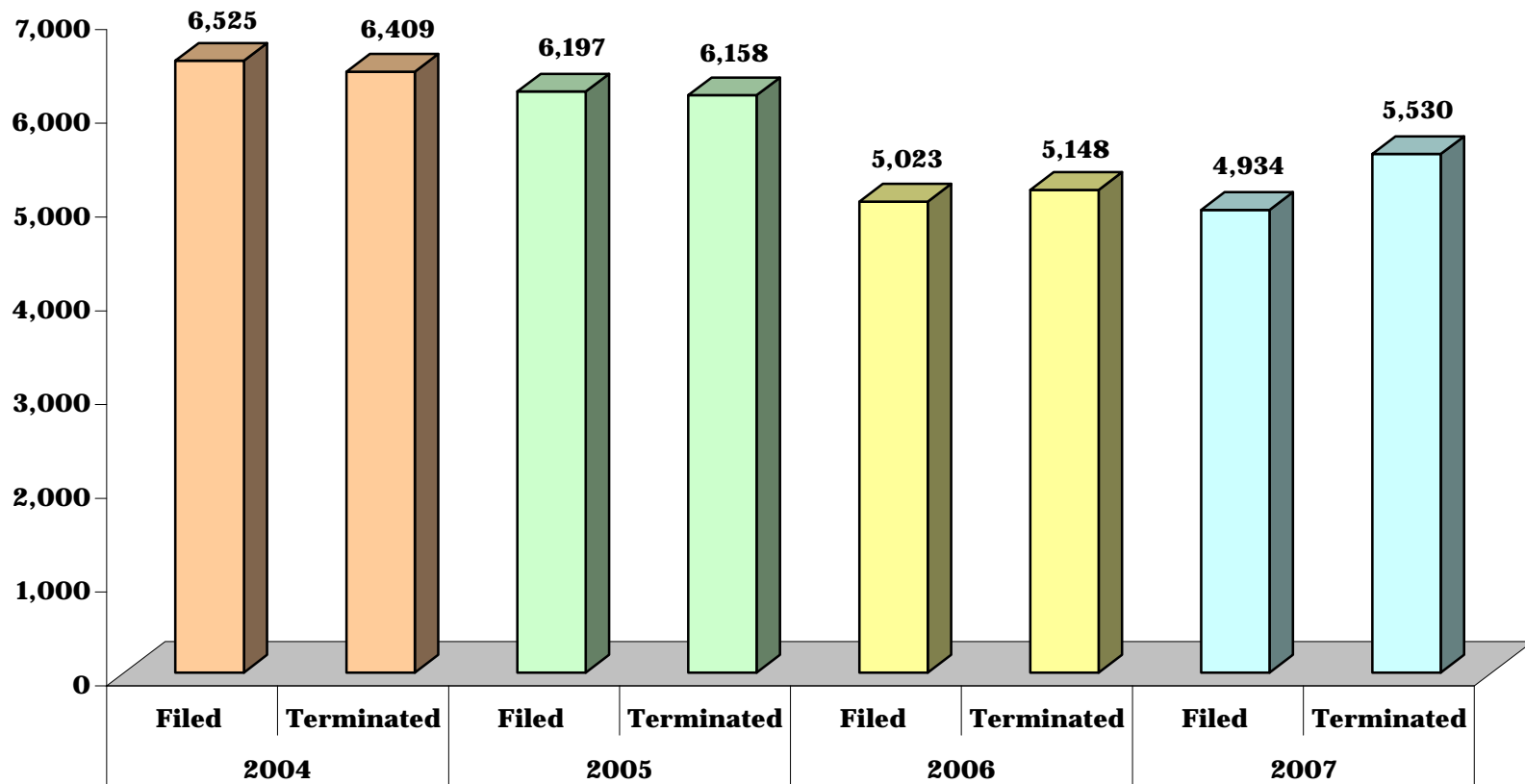


**CHART DC-11.12  
DISTRICT COURT**

**DISTRICT 12 - Allegany and Garrett County**

**CIVIL COMPLAINTS FILED AND TERMINATED**

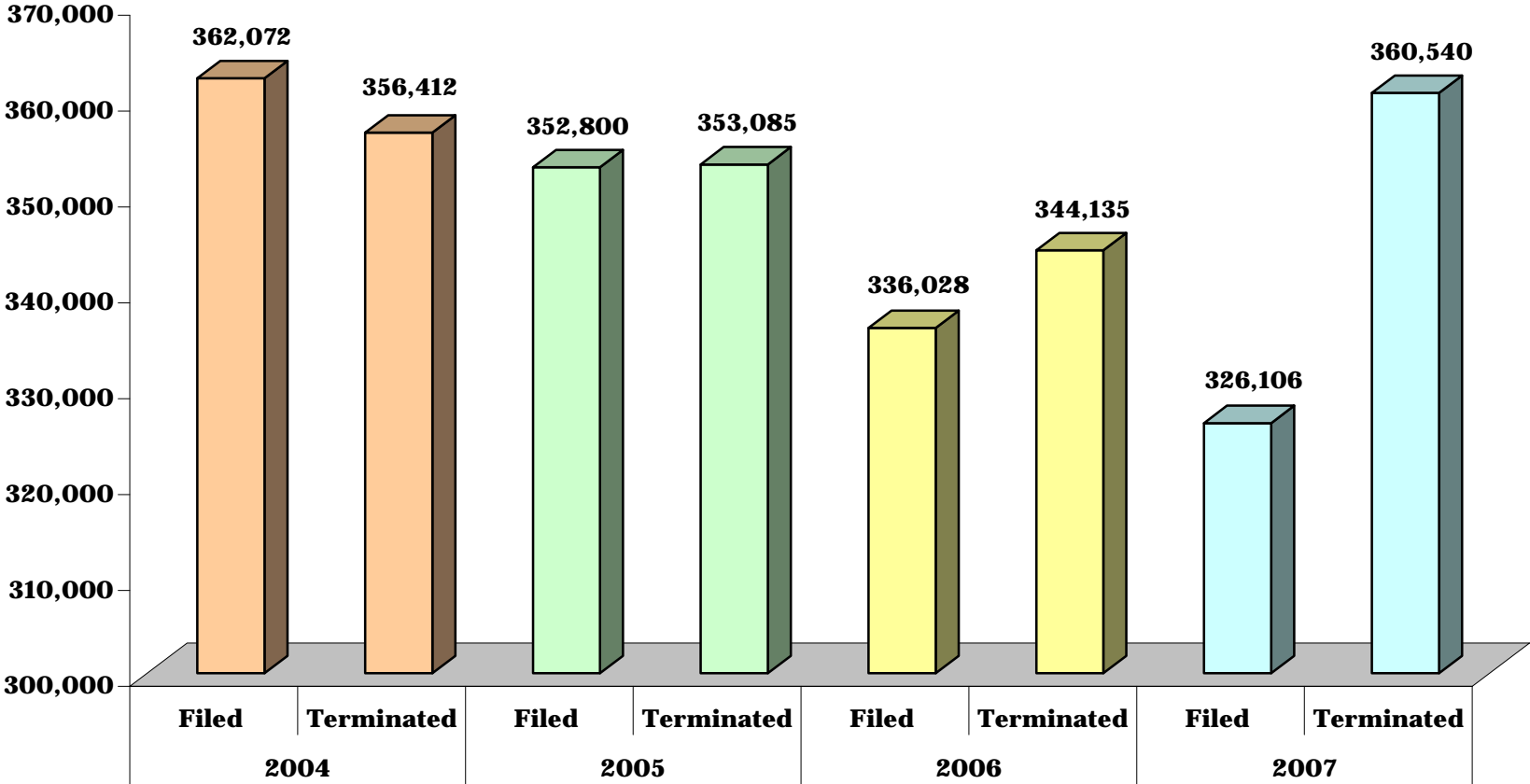
**4 Year Comparative Data: Fiscal Years 2004 - 2007**



**CHART DC-11.13  
DISTRICT COURT**

**STATE TOTAL: CIVIL COMPLAINTS FILED AND TERMINATED**

**4 Year Comparative Data: Fiscal Years 2004 - 2007**



**Administrative Office of the Courts**  
**Court Research and Development**

580 Taylor Avenue  
Annapolis, MD 21401  
410-260-1274  
[www.mdcourts.gov](http://www.mdcourts.gov)

