



# MARYLAND JUDICIARY

2005-2006

annual statistical abstract

**maryland judiciary**  
annual statistical abstract  
fiscal year 2006  
july 1, 2005– june 30, 2006

---



*Prepared By*  
*Court Research and Development*  
*Administrative Office of the Courts*  
*Maryland Judicial Center*  
*580 Taylor Avenue*  
*Annapolis, Maryland 21401*  
*(410) 260-1275*  
*Maryland Relay Service (TT/Voice) 1-800-735-2258*  
*[www.mdcourts.gov](http://www.mdcourts.gov)*

# TABLE OF CONTENTS

---

## **Introduction**

Message from Chief Judge Bell

The Maryland Judicial System Organizational Chart

Maryland Judiciary At a Glance

## **The Court of Appeals**

The Court of Appeals' Narrative

Table CA-1: Appeals and Petitions for Certiorari Filed and Disposed of Within Fiscal Year

Chart CA-1.1: Appeals Filed and Disposed of Within Fiscal Year

Chart CA-1.2: Certiorari Filed and Disposed of Within Fiscal Year

Table CA-2: Origin of Appeals by Appellate Judicial Circuit and Jurisdiction

Chart CA-2.1: Origin of Appeals by Appellate Judicial Circuit and Jurisdiction

Table CA-3: Appeals Docketed by Term

Chart CA-3.1: Appeals Docketed by Term

Table CA-4: Filings and Dispositions

Chart CA-4.1: Filings and Dispositions

Table CA-5: Disposition of Origin of Appeals

Chart CA-5.1: Disposition of Civil Appeals

Chart CA-5.2: Disposition of Criminal Appeals

Chart CA-5.3: Disposition of All Appeals

Table CA-6: Petition Docket Dispositions (Petitions for Certiorari)

Chart CA-6.1: Total Number Civil Petitions for Certiorari Disposed

Chart CA-6.2: Total Number Civil Petitions for Certiorari Docketed (Manner of Disposition)

Chart CA-6.3: Total Number Criminal Petitions for Certiorari Disposed

Chart CA-6.4: Total Number Criminal Petitions for Certiorari Docketed (Manner of Disposition)

Table CA-7: Average Intervals for Cases Disposed

Table CA-8: Cases Pending

Chart CA-8.1: Yearly Origin of Pending Regular Docket

## **The Court of Special Appeals**

The Court of Special Appeals' Narrative

Table COSA-1.1: Appeals Filed and Terminated Within Fiscal Year

Chart COSA-1.1: Appeals Filed and Terminated Within Fiscal Year

Table COSA-1.2: Opinions Filed in Fiscal Year

Chart COSA-1.2: Opinions Filed in Fiscal Year

Table COSA -2: Origin of Appeals by Appellate Judicial Circuit and Jurisdiction  
Chart COSA -2.1: Percentage of Appeals Filed in Each Appellate Circuit

Table COSA -3: Appeals Docketed by Term  
Chart COSA -3.1: Appeals Docketed by Term

Table COSA -4: Pre-Hearing Conference Reports  
Chart COSA -4.1: Pre-Hearing Conference Reports Received per Term  
Chart COSA -4.2: Disposition of Pre-Hearing Conference Reports

Table COSA -5: Disposition of Information Reports Assigned for Pre-Hearing Conference  
Chart COSA -5.1: Disposition of Information Reports Assigned for Pre-Hearing Conference

Table COSA -6: Disposition of Applications for Leave to Appeal and Other Miscellaneous Cases  
Chart COSA -6.1: Disposition of Applications for Leave to Appeal and Other Miscellaneous Cases

Table COSA -7: Disposition and Origin of Cases  
Chart COSA -7.1: Total Cases Disposed by Case Type  
Chart COSA -7.2: Origin of Appeals Docket by Percent of Term

Table COSA -8: Average Intervals for Cases Disposed

Table COSA -9: Cases Pending  
Chart COSA -9.1: Cases Pending on Regular Docket by Case Type

## **The Circuit Courts**

The Circuit Courts' Narrative

Table CC-1: Filings by Case Type by Fiscal Year  
Chart CC 1.1: Filings by Fiscal Year

Table CC-2: All Cases: Filings and Terminations  
Chart CC-2.1: 1<sup>st</sup> Circuit – All Cases: Filings and Terminations  
Chart CC-2.2: 2<sup>nd</sup> Circuit – All Cases: Filings and Terminations  
Chart CC-2.3: 3<sup>rd</sup> Circuit – All Cases: Filings and Terminations  
Chart CC-2.4: 4<sup>th</sup> Circuit – All Cases: Filings and Terminations  
Chart CC-2.5: 5<sup>th</sup> Circuit – All Cases: Filings and Terminations  
Chart CC-2.6: 6<sup>th</sup> Circuit – All Cases: Filings and Terminations  
Chart CC-2.7: 7<sup>th</sup> Circuit – All Cases: Filings and Terminations  
Chart CC-2.8: 8<sup>th</sup> Circuit – All Cases: Filings and Terminations  
Chart CC-2.9: State Total – All Cases: Filings and Terminations

Table CC-3.1: Civil-General: Comparative Filings in the Circuit Courts  
Chart CC-3.1.1: 1<sup>st</sup> Circuit – Civil-General Filings  
Chart CC-3.1.2: 2<sup>nd</sup> Circuit – Civil-General Filings  
Chart CC-3.1.3: 3<sup>rd</sup> Circuit – Civil-General Filings  
Chart CC-3.1.4: 4<sup>th</sup> Circuit – Civil-General Filings  
Chart CC-3.1.5: 5<sup>th</sup> Circuit – Civil-General Filings  
Chart CC-3.1.6: 6<sup>th</sup> Circuit – Civil-General Filings  
Chart CC-3.1.7: 7<sup>th</sup> Circuit – Civil-General Filings  
Chart CC-3.1.8: 8<sup>th</sup> Circuit – Civil-General Filings  
Chart CC-3.1.9: State Totals – Civil-General Filings

**Table CC-3.2: Civil-Family: Comparative Filings in the Circuit Courts**

- Chart CC-3.2.1: 1<sup>st</sup> Circuit – Civil-Family Filings
- Chart CC-3.2.2: 2<sup>nd</sup> Circuit – Civil-Family Filings
- Chart CC-3.2.3: 3<sup>rd</sup> Circuit – Civil- Family Filings
- Chart CC-3.2.4: 4<sup>th</sup> Circuit – Civil- Family Filings
- Chart CC-3.2.5: 5<sup>th</sup> Circuit – Civil- Family Filings
- Chart CC-3.2.6: 6<sup>th</sup> Circuit – Civil- Family Filings
- Chart CC-3.2.7: 7<sup>th</sup> Circuit – Civil- Family Filings
- Chart CC-3.2.8: 8<sup>th</sup> Circuit – Civil- Family Filings
- Chart CC-3.2.9: State Totals – Civil- Family Filings

**Table CC-3.3: Juvenile: Comparative Filings in the Circuit Courts**

- Chart CC-3.3.1: 1<sup>st</sup> Circuit – Juvenile Filings
- Chart CC-3.3.2: 2<sup>nd</sup> Circuit – Juvenile Filings
- Chart CC-3.3.3: 3<sup>rd</sup> Circuit – Juvenile Filings
- Chart CC-3.3.4: 4<sup>th</sup> Circuit – Juvenile Filings
- Chart CC-3.3.5: 5<sup>th</sup> Circuit – Juvenile Filings
- Chart CC-3.3.6: 6<sup>th</sup> Circuit – Juvenile Filings
- Chart CC-3.3.7: 7<sup>th</sup> Circuit – Juvenile Filings
- Chart CC-3.3.8: 8<sup>th</sup> Circuit – Juvenile Filings
- Chart CC-3.3.9: State Totals – Juvenile Filings

**Table CC-3.4: Criminal: Comparative Filings in the Circuit Courts**

- Chart CC-3.4.1: 1<sup>st</sup> Circuit – Criminal Filings
- Chart CC-3.4.2: 2<sup>nd</sup> Circuit – Criminal Filings
- Chart CC-3.4.3: 3<sup>rd</sup> Circuit – Criminal Filings
- Chart CC-3.4.4: 4<sup>th</sup> Circuit – Criminal Filings
- Chart CC-3.4.5: 5<sup>th</sup> Circuit – Criminal Filings
- Chart CC-3.4.6: 6<sup>th</sup> Circuit – Criminal Filings
- Chart CC-3.4.7: 7<sup>th</sup> Circuit – Criminal Filings
- Chart CC-3.4.8: 8<sup>th</sup> Circuit – Criminal Filings
- Chart CC-3.4.9: State Totals – Criminal Filings

**Table CC-4.1: Small Jurisdictions: Categories of Filings**

- Chart CC-4.1.1: Small Jurisdictions: Total Civil-General Filings
- Chart CC-4.1.2: Small Jurisdictions: Total Civil-Family Filings
- Chart CC-4.1.3: Small Jurisdictions: Total Juvenile Filings
- Chart CC-4.1.4: Small Jurisdictions: Total Criminal Filings
- Chart CC-4.1.5: Small Jurisdictions: Total Filings

**Table CC 4.2: Medium Jurisdictions: Categories of Filings**

- Chart CC-4.2.1: Medium Jurisdictions: Total Civil-General Filings
- Chart CC-4.2.2: Medium Jurisdictions: Total Civil-Family Filings
- Chart CC-4.2.3: Medium Jurisdictions: Total Juvenile Filings
- Chart CC-4.2.4: Medium Jurisdictions: Total Criminal Filings
- Chart CC-4.2.5: Medium Jurisdictions: Total Filings

**Table CC 4.3: Medium-Large Jurisdictions: Categories of Filings**

- Chart CC-4.3.1: Medium-Large Jurisdictions: Total Civil-General Filings
- Chart CC-4.3.2: Medium-Large Jurisdictions: Total Civil-Family Filings
- Chart CC-4.3.3: Medium-Large Jurisdictions: Total Juvenile Filings
- Chart CC-4.3.4: Medium-Large Jurisdictions: Total Criminal Filings
- Chart CC-4.3.5: Medium-Large Jurisdictions: Total Filings

**Table CC-4.4: Large Jurisdictions: Categories of Filings**

- Chart CC-4.4.1: Large Jurisdictions: Total Civil-General Filings
- Chart CC-4.4.2: Large Jurisdictions: Total Civil-Family Filings

Chart CC-4.4.3: Large Jurisdictions: Total Juvenile Filings  
Chart CC-4.4.4: Large Jurisdictions: Total Criminal Filings  
Chart CC-4.4.5: Large Jurisdictions: Total Filings

Table CC-5: Civil-General Filings and Terminations  
Chart CC-5.1: 1<sup>st</sup> Circuit – Civil-General Filings and Terminations  
Chart CC-5.2: 2<sup>nd</sup> Circuit – Civil-General Filings and Terminations  
Chart CC-5.3: 3<sup>rd</sup> Circuit – Civil-General Filings and Terminations  
Chart CC-5.4: 4<sup>th</sup> Circuit – Civil-General Filings and Terminations  
Chart CC-5.5: 5<sup>th</sup> Circuit – Civil-General Filings and Terminations  
Chart CC-5.6: 6<sup>th</sup> Circuit – Civil-General Filings and Terminations  
Chart CC-5.7: 7<sup>th</sup> Circuit – Civil-General Filings and Terminations  
Chart CC-5.8: 8<sup>th</sup> Circuit – Civil-General Filings and Terminations  
Chart CC-5.9: State Totals – Civil-General Filings and Terminations

Table CC-6: Civil-Family Filings and Terminations  
Chart CC-6.1: 1<sup>st</sup> Circuit – Civil-Family Filings and Terminations  
Chart CC-6.2: 2<sup>nd</sup> Circuit – Civil-Family Filings and Terminations  
Chart CC-6.3: 3<sup>rd</sup> Circuit – Civil-Family Filings and Terminations  
Chart CC-6.4: 4<sup>th</sup> Circuit – Civil-Family Filings and Terminations  
Chart CC-6.5: 5<sup>th</sup> Circuit – Civil-Family Filings and Terminations  
Chart CC-6.6: 6<sup>th</sup> Circuit – Civil-Family Filings and Terminations  
Chart CC-6.7: 7<sup>th</sup> Circuit – Civil-Family Filings and Terminations  
Chart CC-6.8: 8<sup>th</sup> Circuit – Civil-Family Filings and Terminations  
Chart CC-6.9: State Totals – Civil-Family Filings and Terminations

Table CC-7: Domestic Violence Cases Heard

Table CC-8: Criminal Filings and Terminations  
Chart CC-8.1: 1<sup>st</sup> Circuit – Criminal Filings and Terminations  
Chart CC-8.2: 2<sup>nd</sup> Circuit – Criminal Filings and Terminations  
Chart CC-8.3: 3<sup>rd</sup> Circuit – Criminal Filings and Terminations  
Chart CC-8.4: 4<sup>th</sup> Circuit – Criminal Filings and Terminations  
Chart CC-8.5: 5<sup>th</sup> Circuit – Criminal Filings and Terminations  
Chart CC-8.6: 6<sup>th</sup> Circuit – Criminal Filings and Terminations  
Chart CC-8.7: 7<sup>th</sup> Circuit – Criminal Filings and Terminations  
Chart CC-8.8: 8<sup>th</sup> Circuit – Criminal Filings and Terminations  
Chart CC-8.9: State Totals – Criminal Filings and Terminations

Table CC-9: Juvenile Filings and Terminations  
Chart CC-9.1: 1<sup>st</sup> Circuit – Juvenile Filings and Terminations  
Chart CC-9.2: 2<sup>nd</sup> Circuit – Juvenile Filings and Terminations  
Chart CC-9.3: 3<sup>rd</sup> Circuit – Juvenile Filings and Terminations  
Chart CC-9.4: 4<sup>th</sup> Circuit – Juvenile Filings and Terminations  
Chart CC-9.5: 5<sup>th</sup> Circuit – Juvenile Filings and Terminations  
Chart CC-9.6: 6<sup>th</sup> Circuit – Juvenile Filings and Terminations  
Chart CC-9.7: 7<sup>th</sup> Circuit – Juvenile Filings and Terminations  
Chart CC-9.8: 8<sup>th</sup> Circuit – Juvenile Filings and Terminations  
Chart CC-9.9: State Totals – Juvenile Filings and Terminations

Table CC-10.1: Small Jurisdictions: Categories of Terminations  
Chart CC-10.1.1: Small Jurisdictions: Civil-General Terminations  
Chart CC-10.1.2: Small Jurisdictions: Civil-Family Terminations  
Chart CC-10.1.3: Small Jurisdictions: Juvenile Terminations  
Chart CC-10.1.4: Small Jurisdictions: Criminal Terminations

Table CC-10.2: Medium Jurisdictions: Categories of Terminations

Chart CC-10.2.1: Medium Jurisdictions: Civil-General Terminations  
Chart CC-10.2.2: Medium Jurisdictions: Civil-Family Terminations  
Chart CC-10.2.3: Medium Jurisdictions: Juvenile Terminations  
Chart CC-10.2.4: Medium Jurisdictions: Criminal Terminations

Table CC-10.3: Medium-Large Jurisdictions: Categories of Terminations  
Chart CC-10.3: Medium-Large Jurisdictions: All Categories of Terminations

Table CC-10.4: Large Jurisdictions: Categories of Terminations  
Chart CC-10.4: Large Jurisdictions: Categories of Terminations

Table CC-11.1: Civil: Average Days from Filing to Disposition  
Table CC-11.2: Criminal: Average Days from Filing to Disposition  
Table CC-11.3 Juvenile: Average Days from Filing to Disposition  
Chart CC-11.1: Statewide Average Days from Filing to Disposition – All Case Types

Table CC-12: Delinquency Terminations by Type of Disposition  
Chart CC-12.1: State Totals – Delinquency Terminations by Type of Disposition

Table CC-13: Court Trials, Jury Trials and Hearings: By County, Circuit and Functional Area

Table CC-14: Terminations as a Percentage of Filings  
Chart CC-14.1: Terminations and Filings

Table CC-15: Jury Trial Prayers in the Circuit Courts  
Chart CC-15.1: Jury Trial Prayers – Baltimore City  
Chart CC-15.2: Jury Trial Prayers – Anne Arundel County  
Chart CC-15.3: Jury Trial Prayers – Baltimore County  
Chart CC-15.4: Jury Trial Prayers – Montgomery County  
Chart CC-15.5: Jury Trial Prayers – Prince George’s County  
Chart CC-15.6: Jury Trial Prayers – All Other Counties  
Chart CC-15.7: Jury Trial Prayers – State Totals  
Chart CC-15.8: Jury Trial Prayers – All Counties

Table CC-16: Civil Cases Tried

Table CC-17: Civil Cases: Ratio of Trials to Dispositions

Table CC-18: Criminal Cases Tried

Table CC-19: Criminal Cases: Trials as a Percentage of Dispositions

Table CC-20.1: 1<sup>st</sup> Circuit Business Related Workload  
Table CC-20.2: 2<sup>nd</sup> Circuit Business Related Workload  
Table CC-20.3: 3<sup>rd</sup> Circuit Business Related Workload  
Table CC-20.4: 4<sup>th</sup> Circuit Business Related Workload  
Table CC-20.5: 5<sup>th</sup> Circuit Business Related Workload  
Table CC-20.6: 6<sup>th</sup> Circuit Business Related Workload  
Table CC-20.7: 7<sup>th</sup> Circuit Business Related Workload  
Table CC-20.8: 8<sup>th</sup> Circuit Business Related Workload  
Table CC-20.9: State Total: Business Related Workload

## **The District Court**

The District Court’s Narrative

Table DC-1: Motor Vehicle, Criminal and Civil Cases – 5 Year Comparative Data

Chart DC-1.1: District 1 – Motor Vehicle, Criminal and Civil Cases – 5 Year Comparative Data  
Chart DC-1.2: District 2 – Motor Vehicle, Criminal and Civil Cases – 5 Year Comparative Data  
Chart DC-1.3: District 3 – Motor Vehicle, Criminal and Civil Cases – 5 Year Comparative Data  
Chart DC-1.4: District 4 – Motor Vehicle, Criminal and Civil Cases – 5 Year Comparative Data  
Chart DC-1.5: District 5 – Motor Vehicle, Criminal and Civil Cases – 5 Year Comparative Data  
Chart DC-1.6: District 6 – Motor Vehicle, Criminal and Civil Cases – 5 Year Comparative Data  
Chart DC-1.7: District 7 – Motor Vehicle, Criminal and Civil Cases – 5 Year Comparative Data  
Chart DC-1.8: District 8 – Motor Vehicle, Criminal and Civil Cases – 5 Year Comparative Data  
Chart DC-1.9: District 9 – Motor Vehicle, Criminal and Civil Cases – 5 Year Comparative Data  
Chart DC-1.10: District 10 – Motor Vehicle, Criminal and Civil Cases – 5 Year Comparative Data  
Chart DC-1.11: District 11 – Motor Vehicle, Criminal and Civil Cases – 5 Year Comparative Data  
Chart DC-1.12: District 12 – Motor Vehicle, Criminal and Civil Cases – 5 Year Comparative Data  
Chart DC-1.13: State Total – Motor Vehicle, Criminal and Civil Cases – 5 Year Comparative Data

**Table DC-2: Motor Vehicle, Criminal and Civil Cases**

Chart DC-2.1: District 1 – Motor Vehicle, Criminal and Civil Cases  
Chart DC-2.2: District 2 – Motor Vehicle, Criminal and Civil Cases  
Chart DC-2.3: District 3 – Motor Vehicle, Criminal and Civil Cases  
Chart DC-2.4: District 4 – Motor Vehicle, Criminal and Civil Cases  
Chart DC-2.5: District 5 – Motor Vehicle, Criminal and Civil Cases  
Chart DC-2.6: District 6 – Motor Vehicle, Criminal and Civil Cases  
Chart DC-2.7: District 7 – Motor Vehicle, Criminal and Civil Cases  
Chart DC-2.8: District 8 – Motor Vehicle, Criminal and Civil Cases  
Chart DC-2.9: District 9 – Motor Vehicle, Criminal and Civil Cases  
Chart DC-2.10: District 10 – Motor Vehicle, Criminal and Civil Cases  
Chart DC-2.11: District 11 – Motor Vehicle, Criminal and Civil Cases  
Chart DC-2.12: District 12 – Motor Vehicle, Criminal and Civil Cases  
Chart DC-2.13: State Total – Motor Vehicle, Criminal and Civil Cases

**Table DC-3: Population and Cases Filed & Terminated per District Court Judge**

**Table DC-4.1: Motor Vehicle Cases Filed and Processed**

Chart DC-4.1.1: District 1 – Motor Vehicle Cases Filed and Processed  
Chart DC-4.1.2: District 2 – Motor Vehicle Cases Filed and Processed  
Chart DC-4.1.3: District 3 – Motor Vehicle Cases Filed and Processed  
Chart DC-4.1.4: District 4 – Motor Vehicle Cases Filed and Processed  
Chart DC-4.1.5: District 5 – Motor Vehicle Cases Filed and Processed  
Chart DC-4.1.6: District 6 – Motor Vehicle Cases Filed and Processed  
Chart DC-4.1.7: District 7 – Motor Vehicle Cases Filed and Processed  
Chart DC-4.1.8: District 8 – Motor Vehicle Cases Filed and Processed  
Chart DC-4.1.9: District 9 – Motor Vehicle Cases Filed and Processed  
Chart DC-4.1.10: District 10 – Motor Vehicle Cases Filed and Processed  
Chart DC-4.1.11: District 11 – Motor Vehicle Cases Filed and Processed  
Chart DC-4.1.12: District 12 – Motor Vehicle Cases Filed and Processed  
Chart DC-4.1.13: State Total – Motor Vehicle Cases Filed and Processed

**Table DC-4.2: Criminal and Civil Cases Filed and Processed**

Chart DC-4.2.1: District 1 – Civil Cases Filed and Processed by Case Type  
Chart DC-4.2.2: District 2 – Civil Cases Filed and Processed by Case Type  
Chart DC-4.2.3: District 3 – Civil Cases Filed and Processed by Case Type  
Chart DC-4.2.4: District 4 – Civil Cases Filed and Processed by Case Type  
Chart DC-4.2.5: District 5 – Civil Cases Filed and Processed by Case Type  
Chart DC-4.2.6: District 6 – Civil Cases Filed and Processed by Case Type  
Chart DC-4.2.7: District 7 – Civil Cases Filed and Processed by Case Type  
Chart DC-4.2.8: District 8 – Civil Cases Filed and Processed by Case Type  
Chart DC-4.2.9: District 9 – Civil Cases Filed and Processed by Case Type  
Chart DC-4.2.10: District 10 – Civil Cases Filed and Processed by Case Type



Chart DC-4.2.11: District 11 – Civil Cases Filed and Processed by Case Type  
Chart DC-4.2.12: District 12 – Civil Cases Filed and Processed by Case Type  
Chart DC-4.2.13: State Total – Civil Cases Filed and Processed by Case Type

**Table DC-4.3: Total Motor Vehicle, Criminal and Civil Cases Filed**

Chart DC-4.3.1: District 1 – Total Motor Vehicle, Criminal and Civil Cases Filed  
Chart DC-4.3.2: District 2 – Total Motor Vehicle, Criminal and Civil Cases Filed  
Chart DC-4.3.3: District 3 – Total Motor Vehicle, Criminal and Civil Cases Filed  
Chart DC-4.3.4: District 4 – Total Motor Vehicle, Criminal and Civil Cases Filed  
Chart DC-4.3.5: District 5 – Total Motor Vehicle, Criminal and Civil Cases Filed  
Chart DC-4.3.6: District 6 – Total Motor Vehicle, Criminal and Civil Cases Filed  
Chart DC-4.3.7: District 7 – Total Motor Vehicle, Criminal and Civil Cases Filed  
Chart DC-4.3.8: District 8 – Total Motor Vehicle, Criminal and Civil Cases Filed  
Chart DC-4.3.9: District 9 – Total Motor Vehicle, Criminal and Civil Cases Filed  
Chart DC-4.3.10: District 10 – Total Motor Vehicle, Criminal and Civil Cases Filed  
Chart DC-4.3.11: District 11 – Total Motor Vehicle, Criminal and Civil Cases Filed  
Chart DC-4.3.12: District 12 – Total Motor Vehicle, Criminal and Civil Cases Filed  
Chart DC-4.3.13: State Total – Total Motor Vehicle, Criminal and Civil Cases Filed

**Table DC-5: Motor Vehicle Cases Filed and Terminated**

Chart DC-5.1: District 1 – Motor Vehicle Cases Filed and Terminated  
Chart DC-5.2: District 2 – Motor Vehicle Cases Filed and Terminated  
Chart DC-5.3: District 3 – Motor Vehicle Cases Filed and Terminated  
Chart DC-5.4: District 4 – Motor Vehicle Cases Filed and Terminated  
Chart DC-5.5: District 5 – Motor Vehicle Cases Filed and Terminated  
Chart DC-5.6: District 6 – Motor Vehicle Cases Filed and Terminated  
Chart DC-5.7: District 7 – Motor Vehicle Cases Filed and Terminated  
Chart DC-5.8: District 8 – Motor Vehicle Cases Filed and Terminated  
Chart DC-5.9: District 9 – Motor Vehicle Cases Filed and Terminated  
Chart DC-5.10: District 10 – Motor Vehicle Cases Filed and Terminated  
Chart DC-5.11: District 11 – Motor Vehicle Cases Filed and Terminated  
Chart DC-5.12: District 12 – Motor Vehicle Cases Filed and Terminated  
Chart DC-5.13: State Total – Motor Vehicle Cases Filed and Terminated

**Table DC-6.1: Criminal Cases Filed and Terminated**

Chart DC-6.1.1: District 1 – Criminal Cases Filed and Terminated  
Chart DC-6.1.2: District 2 – Criminal Cases Filed and Terminated  
Chart DC-6.1.3: District 3 – Criminal Cases Filed and Terminated  
Chart DC-6.1.4: District 4 – Criminal Cases Filed and Terminated  
Chart DC-6.1.5: District 5 – Criminal Cases Filed and Terminated  
Chart DC-6.1.6: District 6 – Criminal Cases Filed and Terminated  
Chart DC-6.1.7: District 7 – Criminal Cases Filed and Terminated  
Chart DC-6.1.8: District 8 – Criminal Cases Filed and Terminated  
Chart DC-6.1.9: District 9 – Criminal Cases Filed and Terminated  
Chart DC-6.1.10: District 10 – Criminal Cases Filed and Terminated  
Chart DC-6.1.11: District 11 – Criminal Cases Filed and Terminated  
Chart DC-6.1.12: District 12 – Criminal Cases Filed and Terminated  
Chart DC-6.1.13: State Total – Criminal Cases Filed and Terminated

**Table DC-6.2: Criminal Cases: Manner of Disposition**

Chart DC-6.2.1: District 1 - Criminal Cases: Manner of Disposition  
Chart DC-6.2.2: District 2 – Criminal Cases: Manner of Disposition  
Chart DC-6.2.3: District 3 – Criminal Cases: Manner of Disposition  
Chart DC-6.2.4: District 4 – Criminal Cases: Manner of Disposition  
Chart DC-6.2.5: District 5 – Criminal Cases: Manner of Disposition  
Chart DC-6.2.6: District 6 – Criminal Cases: Manner of Disposition

Chart DC-6.2.7: District 7 – Criminal Cases: Manner of Disposition  
Chart DC-6.2.8: District 8 – Criminal Cases: Manner of Disposition  
Chart DC-6.2.9: District 9 – Criminal Cases: Manner of Disposition  
Chart DC-6.2.10: District 10 – Criminal Cases: Manner of Disposition  
Chart DC-6.2.11: District 11 – Criminal Cases: Manner of Disposition  
Chart DC-6.2.12: District 12 – Criminal Cases: Manner of Disposition  
Chart DC-6.2.13: State Total – Criminal Cases: Manner of Disposition

Table DC-7.1: DWI Cases Filed and Terminated (By Citation)

Chart DC-7.1.1: District 1 – DWI Cases Filed and Terminated (By Citation)  
Chart DC-7.1.2: District 2 – DWI Cases Filed and Terminated (By Citation)  
Chart DC-7.1.3: District 3 – DWI Cases Filed and Terminated (By Citation)  
Chart DC-7.1.4: District 4 – DWI Cases Filed and Terminated (By Citation)  
Chart DC-7.1.5: District 5 – DWI Cases Filed and Terminated (By Citation)  
Chart DC-7.1.6: District 6 – DWI Cases Filed and Terminated (By Citation)  
Chart DC-7.1.7: District 7 – DWI Cases Filed and Terminated (By Citation)  
Chart DC-7.1.8: District 8 – DWI Cases Filed and Terminated (By Citation)  
Chart DC-7.1.9: District 9 – DWI Cases Filed and Terminated (By Citation)  
Chart DC-7.1.10: District 10 – DWI Cases Filed and Terminated (By Citation)  
Chart DC-7.1.11: District 11 – DWI Cases Filed and Terminated (By Citation)  
Chart DC-7.1.12: District 12 – DWI Cases Filed and Terminated (By Citation)  
Chart DC-7.1.13: State Total - DWI Cases Filed and Terminated (By Citation)

Table DC-7.2: DWI Cases: Manner of Disposition

Chart DC-7.2.1: District 1 - DWI Cases: Manner of Disposition  
Chart DC-7.2.2: District 2 - DWI Cases: Manner of Disposition  
Chart DC-7.2.3: District 3 - DWI Cases: Manner of Disposition  
Chart DC-7.2.4: District 4 - DWI Cases: Manner of Disposition  
Chart DC-7.2.5: District 5 - DWI Cases: Manner of Disposition  
Chart DC-7.2.6: District 6 - DWI Cases: Manner of Disposition  
Chart DC-7.2.7: District 7 - DWI Cases: Manner of Disposition  
Chart DC-7.2.8: District 8 - DWI Cases: Manner of Disposition  
Chart DC-7.2.9: District 9 - DWI Cases: Manner of Disposition  
Chart DC-7.2.10: District 10 - DWI Cases: Manner of Disposition  
Chart DC-7.2.11: District 11 - DWI Cases: Manner of Disposition  
Chart DC-7.2.12: District 12 - DWI Cases: Manner of Disposition  
Chart DC-7.2.13: State Total – DWI Cases – Manner of Disposition

Table DC-8.1: Domestic Violence Cases Filed and Terminated

Chart DC-8.1: District 1 – Domestic Violence Cases Filed and Terminated  
Chart DC-8.2: District 2 – Domestic Violence Cases Filed and Terminated  
Chart DC-8.3: District 3 – Domestic Violence Cases Filed and Terminated  
Chart DC-8.4: District 4 – Domestic Violence Cases Filed and Terminated  
Chart DC-8.5: District 5 – Domestic Violence Cases Filed and Terminated  
Chart DC-8.6: District 6 – Domestic Violence Cases Filed and Terminated  
Chart DC-8.7: District 7 – Domestic Violence Cases Filed and Terminated  
Chart DC-8.8: District 8 – Domestic Violence Cases Filed and Terminated  
Chart DC-8.9: District 9 – Domestic Violence Cases Filed and Terminated  
Chart DC-8.10: District 10 – Domestic Violence Cases Filed and Terminated  
Chart DC-8.11: District 11 – Domestic Violence Cases Filed and Terminated  
Chart DC-8.12: District 12 – Domestic Violence Cases Filed and Terminated  
Chart DC-8.13: State Total – Domestic Violence Cases Filed and Terminated

Table DC-9: Peace Order Cases Filed and Terminated

Chart DC-9.1: District 1 – Peace Order Cases Filed and Terminated

Chart DC-9.2: District 2 – Peace Order Cases Filed and Terminated  
Chart DC-9.3: District 3 – Peace Order Cases Filed and Terminated  
Chart DC-9.4: District 4 – Peace Order Cases Filed and Terminated  
Chart DC-9.5: District 5 – Peace Order Cases Filed and Terminated  
Chart DC-9.6: District 6 – Peace Order Cases Filed and Terminated  
Chart DC-9.7: District 7 – Peace Order Cases Filed and Terminated  
Chart DC-9.8: District 8 – Peace Order Cases Filed and Terminated  
Chart DC-9.9: District 9 – Peace Order Cases Filed and Terminated  
Chart DC-9.10: District 10 – Peace Order Cases Filed and Terminated  
Chart DC-9.11: District 11 – Peace Order Cases Filed and Terminated  
Chart DC-9.12: District 12 – Peace Order Cases Filed and Terminated  
Chart DC-9.13: State Total – Peace Order Cases Filed and Terminated

Table DC-10: Domestic Violence and Peace Order Dispositions

Chart DC-10.1.1: District 1 – Domestic Violence Dispositions  
Chart DC-10.1.2: District 2 – Domestic Violence Dispositions  
Chart DC-10.1.3: District 3 – Domestic Violence Dispositions  
Chart DC-10.1.4: District 4 – Domestic Violence Dispositions  
Chart DC-10.1.5: District 5 – Domestic Violence Dispositions  
Chart DC-10.1.6: District 6 – Domestic Violence Dispositions  
Chart DC-10.1.7: District 7 – Domestic Violence Dispositions  
Chart DC-10.1.8: District 8 – Domestic Violence Dispositions  
Chart DC-10.1.9: District 9 – Domestic Violence Dispositions  
Chart DC-10.1.10: District 10 – Domestic Violence Dispositions  
Chart DC-10.1.11: District 11 – Domestic Violence Dispositions  
Chart DC-10.1.12: District 12 – Domestic Violence Dispositions  
Chart DC-10.1.13: State Total – Domestic Violence Dispositions  
Chart DC-10.2.1: District 1 – Peace Order Dispositions  
Chart DC-10.2.2: District 2 – Peace Order Dispositions  
Chart DC-10.2.3: District 3 – Peace Order Dispositions  
Chart DC-10.2.4: District 4 – Peace Order Dispositions  
Chart DC-10.2.5: District 5 – Peace Order Dispositions  
Chart DC-10.2.6: District 6 – Peace Order Dispositions  
Chart DC-10.2.7: District 7 – Peace Order Dispositions  
Chart DC-10.2.8: District 8 – Peace Order Dispositions  
Chart DC-10.2.9: District 9 – Peace Order Dispositions  
Chart DC-10.2.10: District 10 – Peace Order Dispositions  
Chart DC-10.2.11: District 11 – Peace Order Dispositions  
Chart DC-10.2.12: District 12 – Peace Order Dispositions  
Chart DC-10.2.13: State Total – Peace Order Dispositions

Table DC-11: Traffic Cases By Incident

Chart DC-11.1: District 1 – Traffic Cases By Incident  
Chart DC-11.2: District 2 – Traffic Cases By Incident  
Chart DC-11.3: District 3 – Traffic Cases By Incident  
Chart DC-11.4: District 4 – Traffic Cases By Incident  
Chart DC-11.5: District 5 – Traffic Cases By Incident  
Chart DC-11.6: District 6 – Traffic Cases By Incident  
Chart DC-11.7: District 7 – Traffic Cases By Incident  
Chart DC-11.8: District 8 – Traffic Cases By Incident  
Chart DC-11.9: District 9 – Traffic Cases By Incident  
Chart DC-11.10: District 10 – Traffic Cases By Incident  
Chart DC-11.11: District 11 – Traffic Cases By Incident  
Chart DC-11.12: District 12 – Traffic Cases By Incident  
Chart DC-11.13: State Total – Traffic Cases By Incident


**Table DC-12: Civil Complaints Filed and Terminated**  
**Chart DC-12.1: District 1 – Civil Complaints Filed and Terminated**  
**Chart DC-12.2: District 2 – Civil Complaints Filed and Terminated**  
**Chart DC-12.3: District 3 – Civil Complaints Filed and Terminated**  
**Chart DC-12.4: District 4 – Civil Complaints Filed and Terminated**  
**Chart DC-12.5: District 5 – Civil Complaints Filed and Terminated**  
**Chart DC-12.6: District 6 – Civil Complaints Filed and Terminated**  
**Chart DC-12.7: District 7 – Civil Complaints Filed and Terminated**  
**Chart DC-12.8: District 8 – Civil Complaints Filed and Terminated**  
**Chart DC-12.9: District 9 – Civil Complaints Filed and Terminated**  
**Chart DC-12.10: District 10 – Civil Complaints Filed and Terminated**  
**Chart DC-12.11: District 11 – Civil Complaints Filed and Terminated**  
**Chart DC-12.12: District 12 – Civil Complaints Filed and Terminated**  
**Chart DC-12.13: State Total – Civil Complaints Filed and Terminated**

Photos courtesy of the Judiciary's Court Information Office

## INTRODUCTION

---

ROBERT M. BELL  
CHIEF JUDGE  
COURT OF APPEALS OF MARYLAND  
634 COURTHOUSE EAST  
111 N. CALVERT STREET  
BALTIMORE, MARYLAND 21202  
(410) 333-6396



### March 2007

The Maryland Judiciary's Statistical Abstract for Fiscal Year 2006 is a report of the cases handled by the Judicial branch during the period July 1, 2005 to June 30, 2006. I am extremely proud of the work performed by all Judicial officers and employees - judges, clerks, administrators, commissioners and support staff. Despite the thousands of cases these dedicated individuals may handle during the year, they never forget that the case in front of them at a particular moment is the most important case. They know that the decision made, and the accuracy of the paperwork completed at that moment may make a monumental difference in the lives of the people who stand before them. This is a responsibility taken very seriously by all employees.

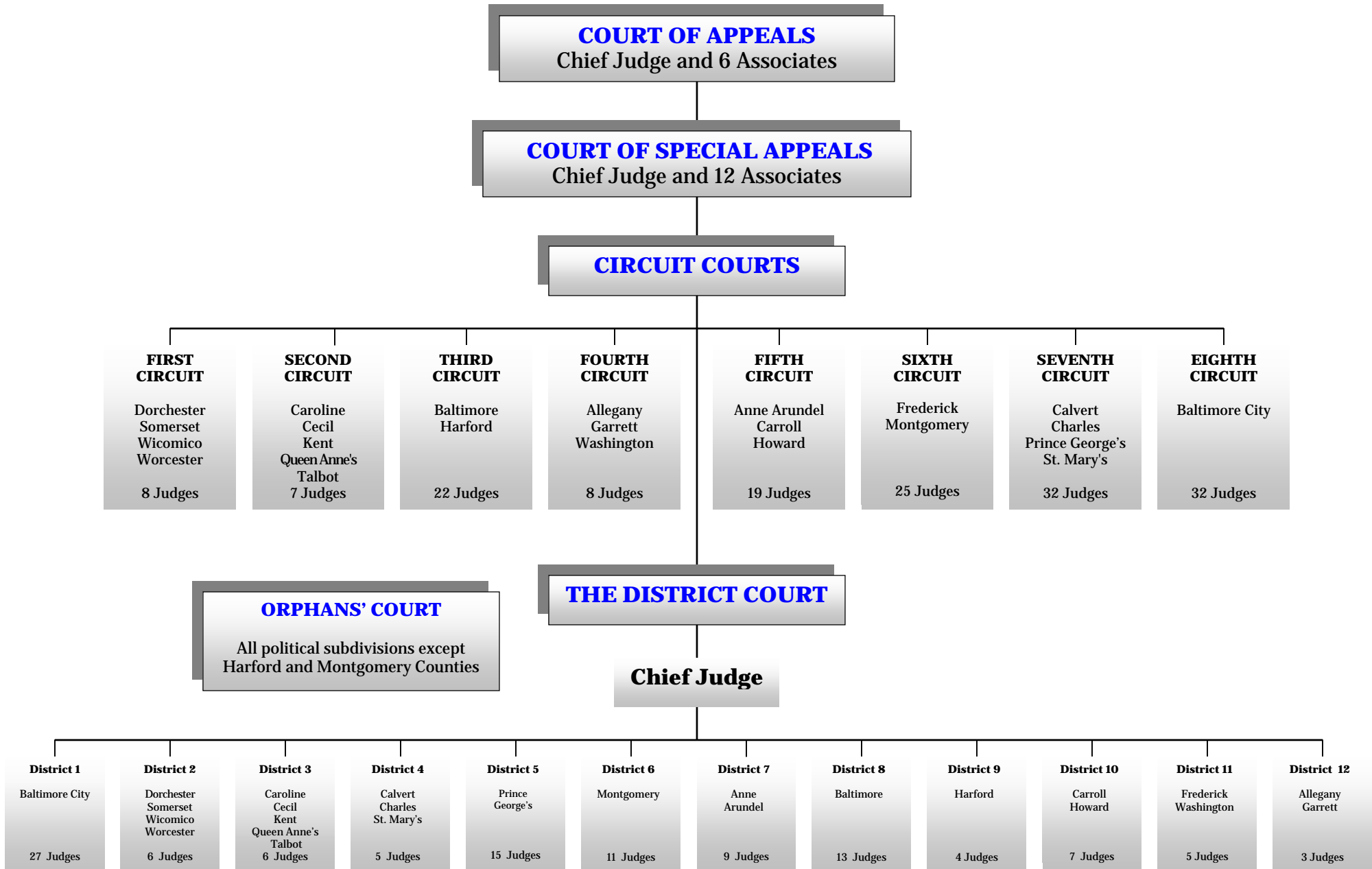
The special programs, innovative processes and technological advances that have helped the Judiciary respond in a fair and timely manner to the millions of cases filed this year are described in the Judiciary's Highlights Report which, together with this statistical abstract, tell the story of our service to the citizens of Maryland.

A handwritten signature of Robert M. Bell in black ink.

Robert M. Bell  
Chief Judge

# THE MARYLAND JUDICIAL SYSTEM\*

## Fiscal Year 2006



**MARYLAND JUDICIARY AT A GLANCE**  
**Fiscal Year July 1, 2005 – June 30, 2006**

**Judicial Branch Personnel in Profile**

**Judges**

Court of Appeals	7.0
Court of Special Appeals	13.0
Circuit Courts	146.0
District Court	106.0
Orphans' Court	66.0
<b>Total Judges</b>	<b>338.0</b>

Circuit Court Masters	50.0
Circuit Court Law Clerks	153.0
<b>Total Circuit Court Masters &amp; Law Clerks</b>	<b>203.0</b>

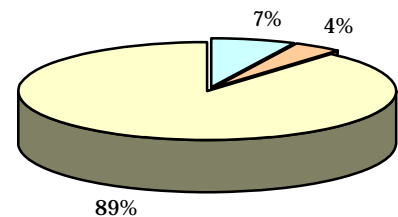
**Judicial Support Personnel\***

Court of Appeals	65.0
Court of Special Appeals	66.5
Circuit Court Clerks' Offices	1,270.5
District Court	1,465.0
Administrative Office of the Courts	381.0
Court-Related Agencies	34.8
Circuit Courts - Local Funding	870.0
<b>Total Judicial Support Personnel</b>	<b>4,152.8</b>

**Total Judicial Branch Personnel 4,693.8**

\*Includes contractual positions

**Maryland Judicial Branch Personnel FY 2005**



- Total Judges
- Total Circuit Court Masters & Law Clerks
- Total Judicial Support Personnel

**Judicial Revenues**

<b>Program</b>	<b>FY 2003</b>	<b>FY 2004</b>	<b>FY 2005</b>
Court of Appeals	\$108,018	\$99,205	<b>\$101,893</b>
Court of Special Appeals	\$85,757	\$87,281	<b>\$96,292</b>
Circuit Courts	\$428,425,606	\$570,381,173	<b>\$745,402,304</b>
District Court	\$81,010,507	\$95,070,029	<b>\$101,331,552</b>
State Board of Law Examiners	\$751,032	\$950,329	<b>\$838,383</b>
Maryland Law Library	\$14,161	\$10,969	<b>\$5,132</b>
<b>Totals</b>	<b>\$510,395,081</b>	<b>\$666,598,986</b>	<b>\$847,775,556</b>

Of the above FY 2005 amount, \$33,486,389 was remitted to the Land Records Improvement Fund, \$960,272 to the State's Victims of Crime Fund, \$3,386,576 to the Criminal Injury Compensation Fund, \$127,203 to the Victim and Witness Protection and Relocation Fund, \$8,843,796 to Maryland Legal Services and \$7,220 to the Maryland Substance Abuse Fund. Local revenue collections totaled \$368,631,187.

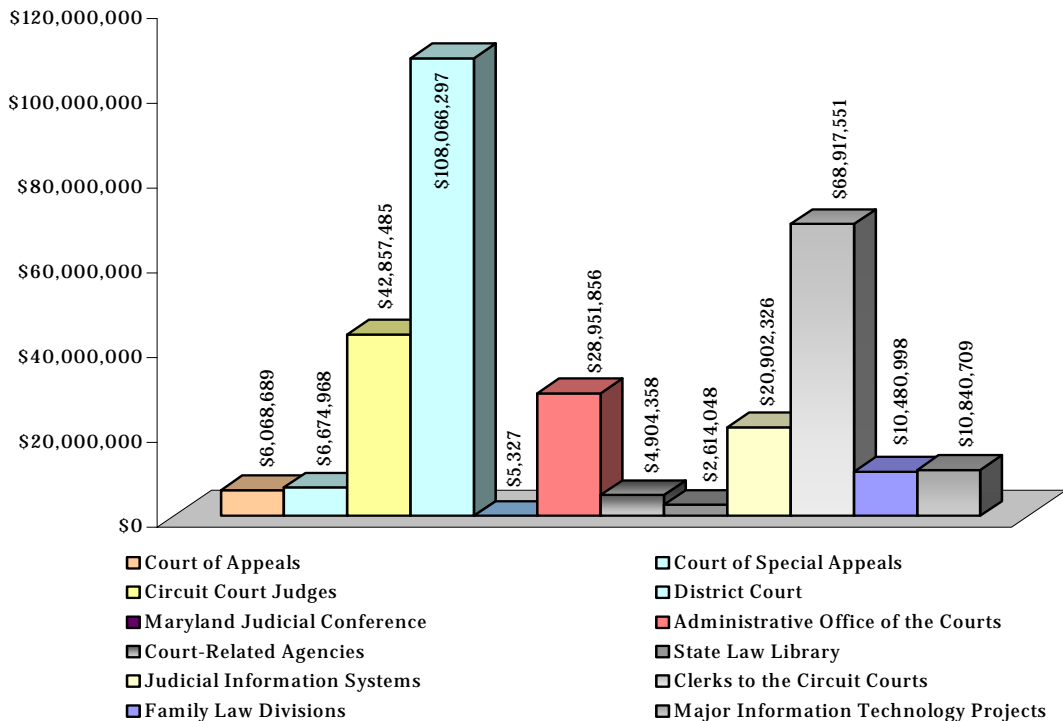
## MARYLAND JUDICIARY AT A GLANCE, continued

### Judicial Expenditures

<b>Program</b>	<b>FY 2003</b>	<b>FY 2004</b>	<b>FY 2005</b>
Court of Appeals	\$6,119,213	\$6,256,634	\$6,068,689
Court of Special Appeals	\$6,657,796	\$6,559,607	\$6,674,968
Circuit Court Judges	\$40,714,213	\$43,824,243	\$42,857,485
District Court	\$102,724,908	\$104,876,965	\$108,066,297
Maryland Judicial Conference	\$3,953	\$0	\$5,327
Administrative Office of the Courts	\$19,215,297	\$22,970,265	\$28,951,856
Court-Related Agencies	\$4,291,021	\$4,906,101	\$4,904,358
State Law Library	\$1,646,499	\$2,190,375	\$2,614,048
Judicial Information Systems	\$16,209,765	\$20,732,345	\$20,902,326
Clerks to the Circuit Courts	\$64,218,086	\$63,727,796	\$68,917,551
Family Law Divisions	\$11,796,881	\$11,531,242	\$10,480,998
Major Information Technology Projects	\$6,212,592	\$16,781,024	\$10,840,709
<b>Totals</b>	<b>\$279,810,224</b>	<b>\$304,356,597</b>	<b>\$311,284,612</b>

### Maryland Judicial Expenditures By Program

Fiscal Year 2005





## MARYLAND JUDICIARY AT A GLANCE, continued

### Total Filings and Terminations in the Maryland State Courts in Fiscal Year 2005

<b>Name of Court</b>	<b>Total Filings</b>	<b>Total Terminations</b>
Court of Appeals*	741	765
Court of Special Appeals**	2,041	1,796
Circuit Courts***	278,083	279,263
District Courts****	2,490,277	2,406,654
<b>Totals</b>	<b>2,771,142</b>	<b>2,688,478</b>

\*Both totals include Appeals and Certiorari filed; all data from Table CA-1.

\*\*Both totals include Appeals filed; all data from Table CSA-1.1.

\*\*\*Both totals include Civil-General, Civil-Family, Juvenile and Criminal cases; all data from Tables CC-1 & 2.

\*\*\*\*Both totals include Motor Vehicle, Criminal and Civil cases; all data from Table DC-1.

**The  
Court of  
Appeals**

maryland judiciary  
annual statistical abstract 2006

## **Court of Appeals**

The highest court in Maryland is the Court of Appeals. Cases heard by the Court of Appeals are selected almost exclusively through a discretionary review process known as “certiorari.” The Court grants those petitions for certiorari it deems to be desirable and in the public interest. The petitions may come to the Court of Appeals before or after a case has been decided by the Court of Special Appeals. For cases in which a sentence of death is imposed, the Court of Appeals has exclusive jurisdiction over appeals. Other functions carried out by the Court of Appeals include: adopting rules of judicial administration, practice and procedure; admitting persons to the practice of law; and conducting disciplinary proceedings involving members of the bench and bar.

The Court of Appeals was created by the Constitution of 1776. The seven judges of the court represent the seven appellate judicial circuits.

Following is a statistical delineation of the Court’s workload during the previous year.



Robert C. Murphy  
Courts of Appeal Building  
Annapolis, Maryland

**TABLE CA-1  
COURT OF APPEALS**

**APPEALS AND PETITIONS FOR CERTIORARI  
FILED AND DISPOSED OF WITHIN FISCAL YEAR**

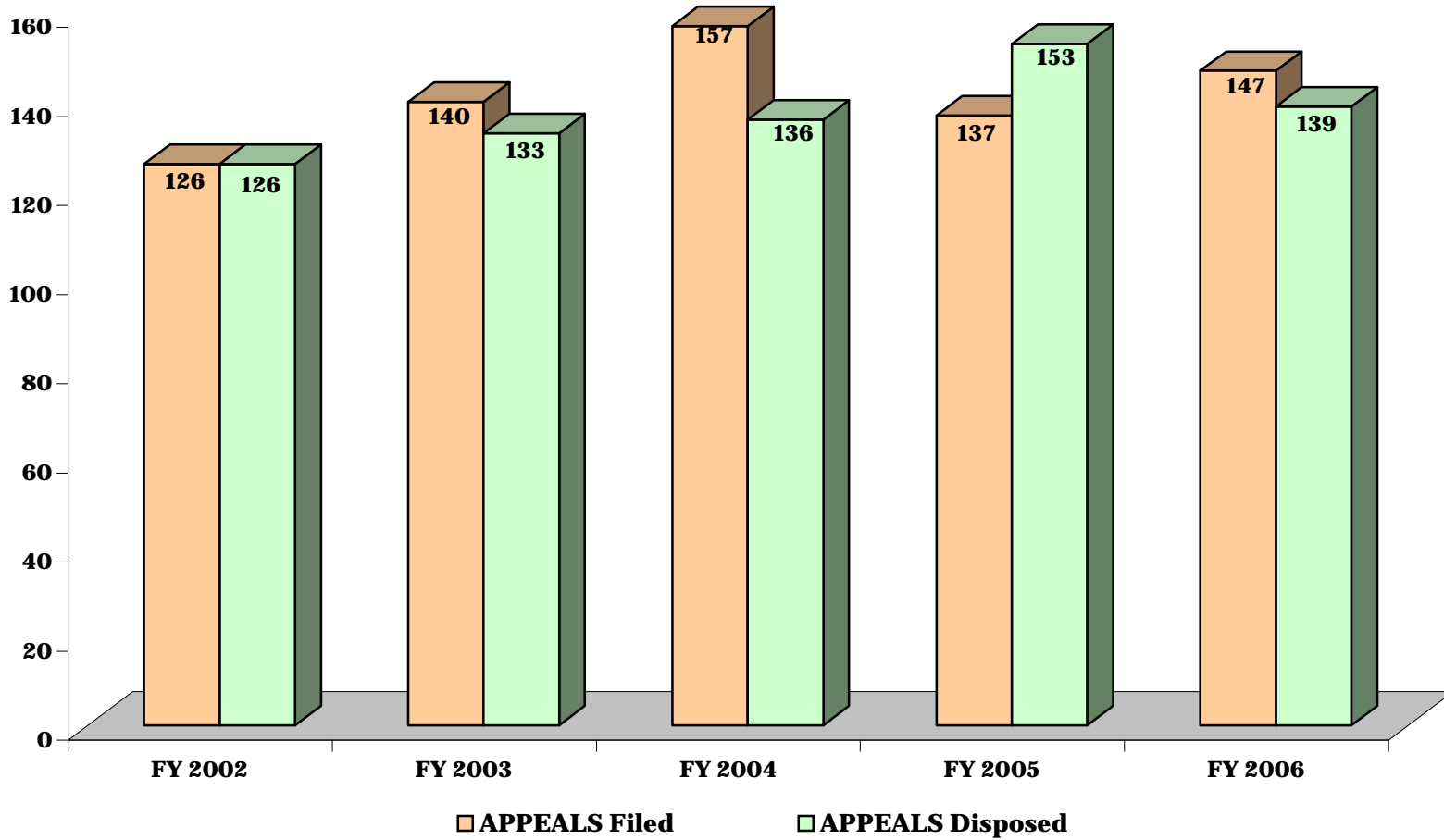
**5 Year Comparative Table  
Fiscal Years 2002 - 2006**

	<b>APPEALS</b>			<b>CERTIORARI</b>	
	<b>Filed</b>	<b>Disposed</b>		<b>Filed</b>	<b>Disposed</b>
FY 2002	126	126	FY 2002	721	718
FY 2003	140	133	FY 2003	700	707
FY 2004	157	136	FY 2004	651	664
FY 2005	137	153	FY 2005	604	612
FY 2006	147	139	FY 2006	651	628

**CHART CA-1.1  
COURT OF APPEALS**

**APPEALS FILED AND DISPOSED OF WITHIN FISCAL YEAR**

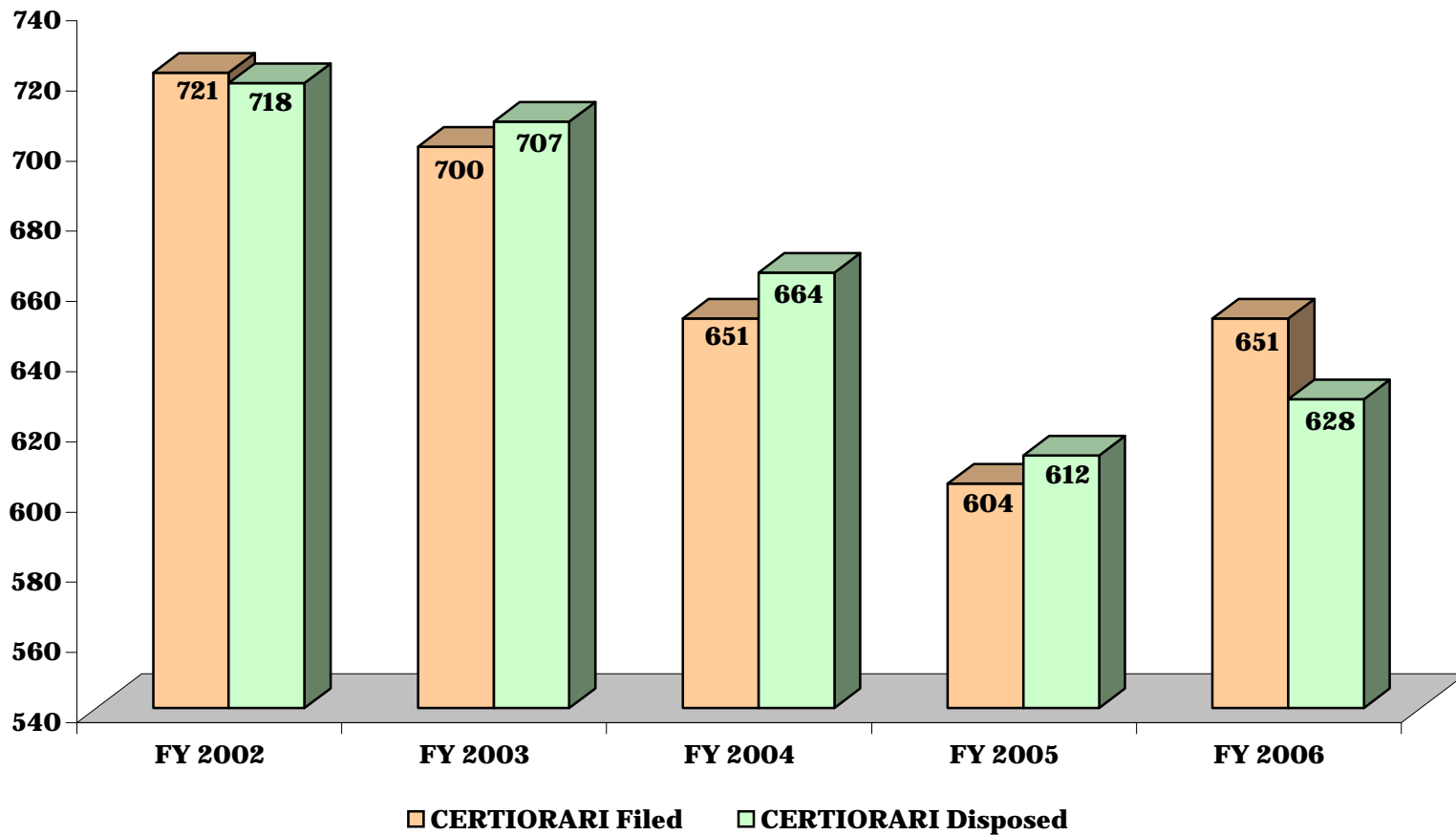
**5 Year Comparative Data  
Fiscal Years 2002 - 2006**



**CHART CA-1.2  
COURT OF APPEALS**

**CERTIORARI FILED AND DISPOSED OF WITHIN FISCAL YEAR**

**5 Year Comparative Data  
Fiscal Years 2002 - 2006**



**TABLE CA-2  
COURT OF APPEALS**

**ORIGIN OF APPEALS BY  
APPELLATE JUDICIAL CIRCUIT AND JURISDICTION**

**Regular Docket  
2005 Term\***

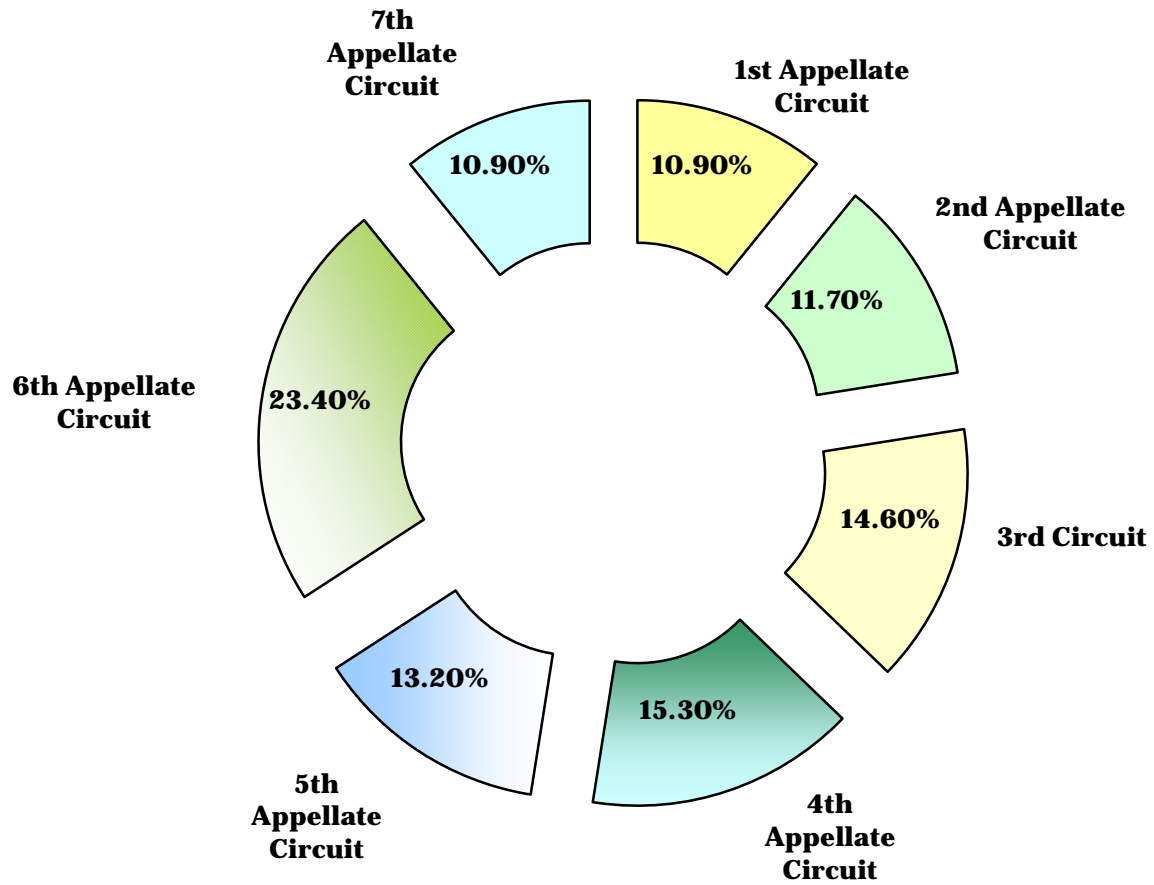
	<b>Number of Appeals</b>	<b>% of Statewide Total</b>
<b>1st Appellate Circuit</b>	<b>15</b>	<b>10.90%</b>
Caroline County	1	
Cecil County	1	
Dorchester County	2	
Kent County	0	
Queen Anne's County	0	
Somerset County	3	
Talbot County	3	
Wicomico County	2	
Worcester County	3	
<b>2nd Appellate Circuit</b>	<b>16</b>	<b>11.70%</b>
Baltimore County	12	
Harford County	4	
<b>3rd Appellate Circuit</b>	<b>20</b>	<b>14.60%</b>
Allegany County	2	
Carroll County	2	
Frederick County	6	
Garrett County	2	
Howard County	5	
Washington County	3	
<b>4th Appellate Circuit</b>	<b>21</b>	<b>15.30%</b>
Prince George's County	21	
<b>5th Appellate Circuit</b>	<b>18</b>	<b>13.20%</b>
Anne Arundel County	12	
Calvert County	1	
Charles County	3	
St. Mary's County	2	
<b>6th Appellate Circuit</b>	<b>32</b>	<b>23.40%</b>
Baltimore City	32	
<b>7th Appellate Circuit</b>	<b>15</b>	<b>10.90%</b>
Montgomery County	15	
	<b>Number of Appeals</b>	<b>% of Statewide Total</b>
<b>TOTALS</b>	<b>137</b>	<b>100.00%</b>

\*The number of appeals docketed are counted by term (March 1, 2005 - February 28, 2006 -- 2005 Term).

**CHART CA-2.1  
COURT OF APPEALS**

**ORIGIN OF APPEALS BY APPELLATE JUDICIAL CIRCUIT**

**REGULAR DOCKET  
2005 Term**





**TABLE CA-3  
COURT OF APPEALS**

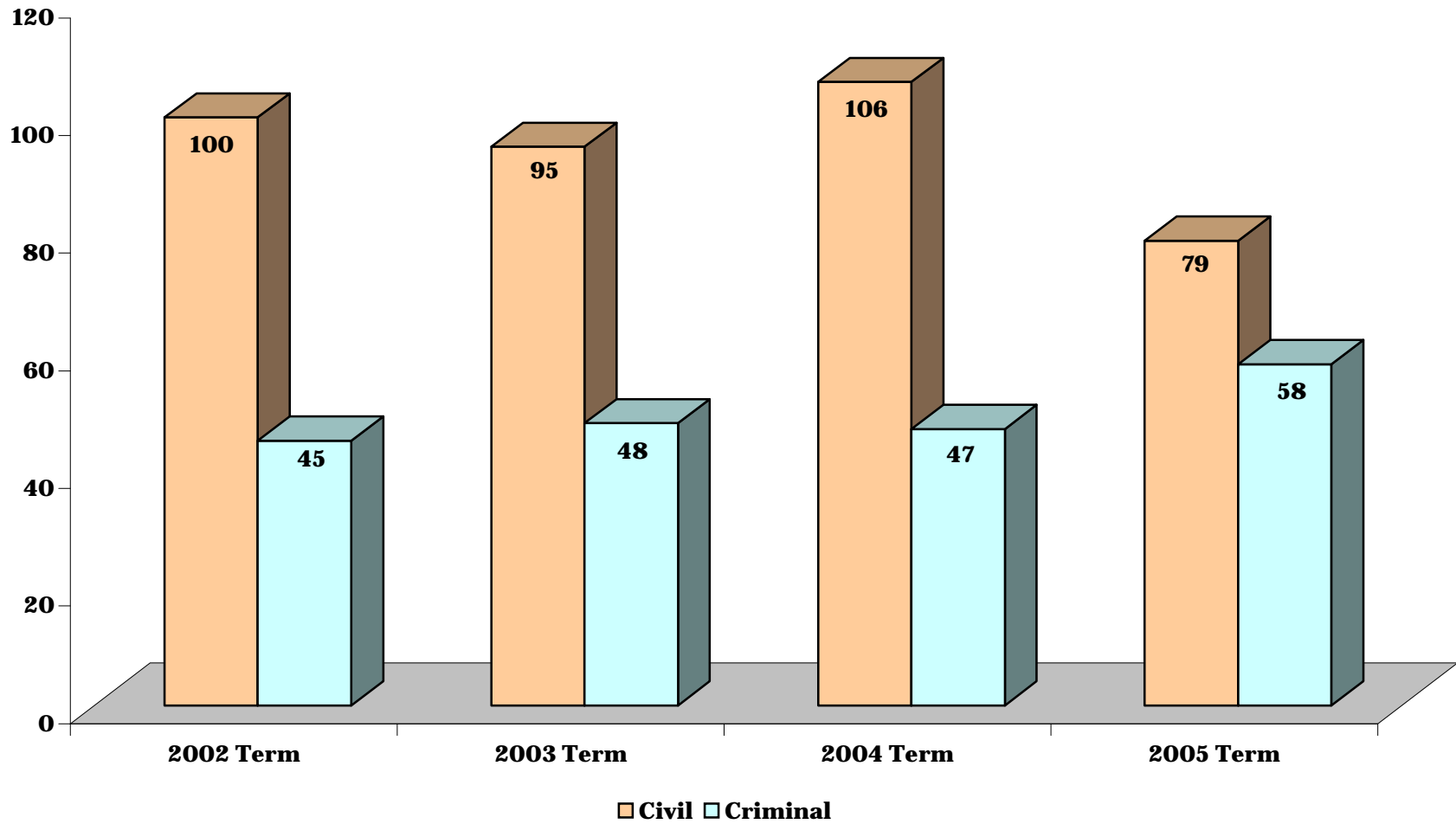
**APPEALS DOCKETED BY TERM  
2002-2005 Terms\***

	<b>Appeals</b>		
	<b>Civil</b>	<b>Criminal</b>	<b>TOTALS</b>
2002 Term	100	45	<b>145</b>
2003 Term	95	48	<b>143</b>
2004 Term	106	47	<b>153</b>
2005 Term	79	58	<b>137</b>

\*The number of appeals docketed are counted by term  
(March 1, 2005 - February 28, 2006 -- 2005 Term).

**CHART CA-3.1  
COURT OF APPEALS**

**APPEALS DOCKETED BY TERM  
2000-2005 Terms**



**TABLE CA-4**

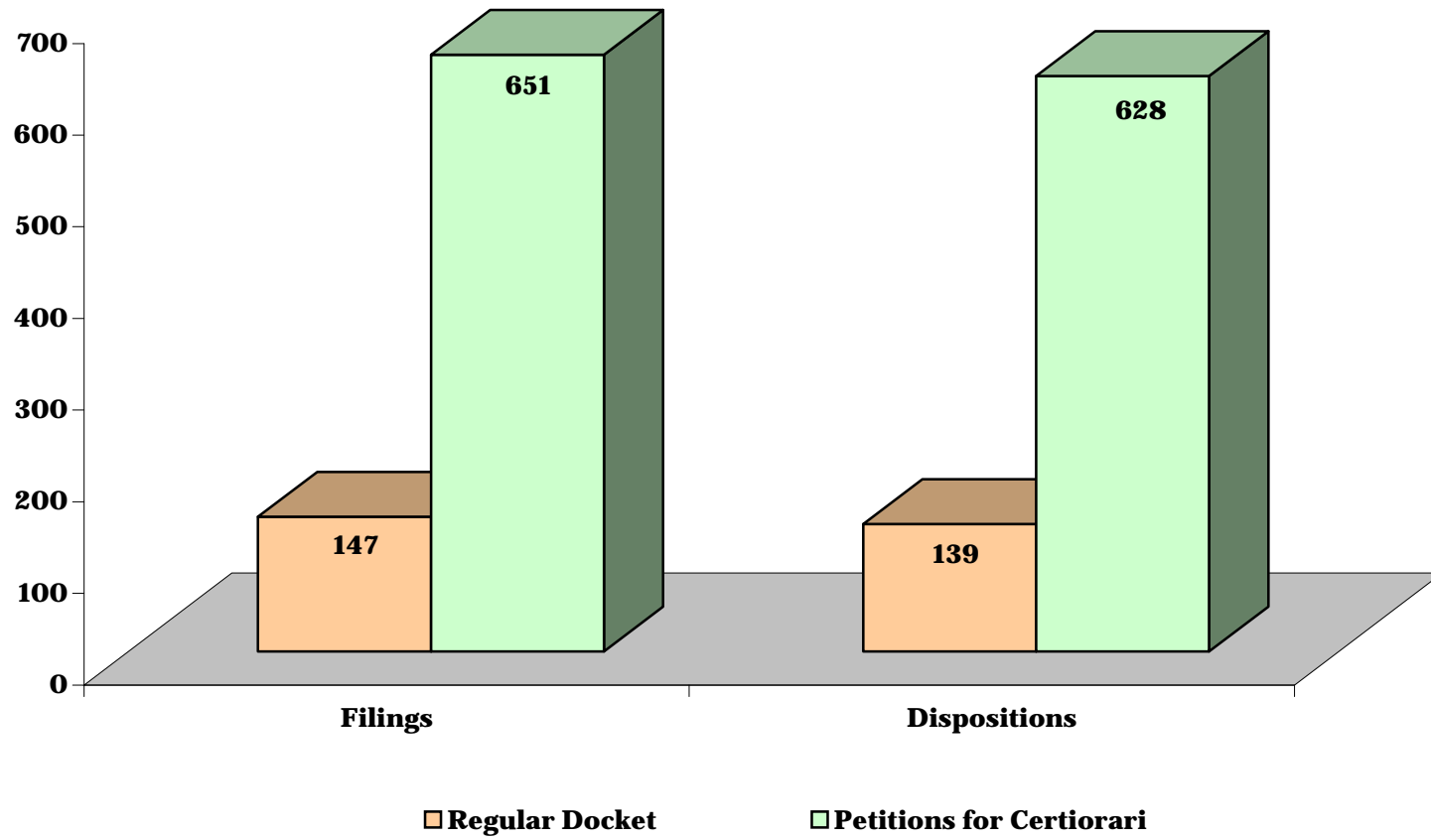
**FILINGS AND DISPOSITIONS**  
**COURT OF APPEALS**

**Fiscal Year 2006**  
**July 1, 2005 - June 30, 2006**

	<b>Filings</b>	<b>Dispositions</b>
Regular Docket	147	139
Petitions for Certiorari	651	628
Attorney Grievance Proceedings	89	88
Bar Admission Proceedings	0	0
Certified Questions of Law	1	0
Miscellaneous Appeals	33	28
<b>TOTALS</b>	<b>921</b>	<b>883</b>

**CHART CA-4.1  
COURT OF APPEALS**

**FILINGS AND DISPOSITIONS  
Fiscal Year 2006**



**TABLE CA-5  
COURT OF APPEALS**

**DISPOSITION AND ORIGIN OF APPEALS**

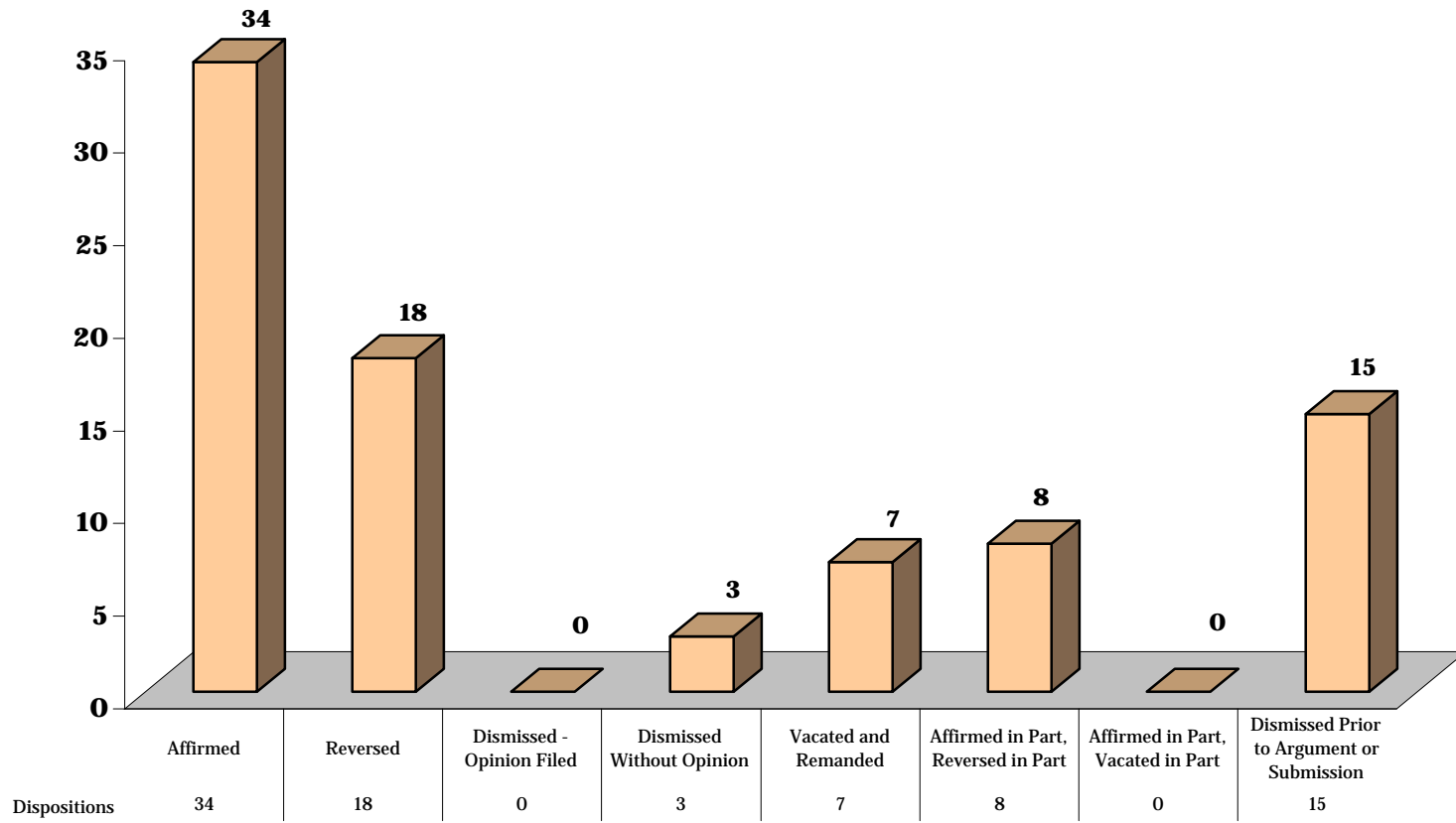
**REGULAR DOCKET  
Fiscal Year 2006**

<b>Disposition Type</b>	<b>Civil</b>	<b>Juvenile</b>	<b>Criminal</b>	<b>TOTALS</b>
Affirmed	34	2	20	<b>56</b>
Reversed	18	0	12	<b>30</b>
Dismissed - Opinion Filed	0	0	0	<b>0</b>
Dismissed Without Opinion	3	0	0	<b>3</b>
Vacated and Remanded	7	1	6	<b>14</b>
Affirmed in Part, Reversed in Part	8	1	4	<b>13</b>
Affirmed in Part, Vacated in Part	0	0	0	<b>0</b>
Dismissed Prior to Argument or Submission	15	0	8	<b>23</b>
<b>Total Cases Disposed FY 2006</b>	<b>85</b>	<b>4</b>	<b>50</b>	<b>139</b>

<b>Origin</b>	<b>Civil</b>	<b>Juvenile</b>	<b>Criminal</b>	<b>TOTALS</b>
2002 Docket	1	0	0	<b>1</b>
2003 Docket	11	1	4	<b>16</b>
2004 Docket	28	1	13	<b>42</b>
2005 Docket	46	2	32	<b>80</b>
<b>Total Cases Disposed FY 2006</b>	<b>86</b>	<b>4</b>	<b>49</b>	<b>139</b>

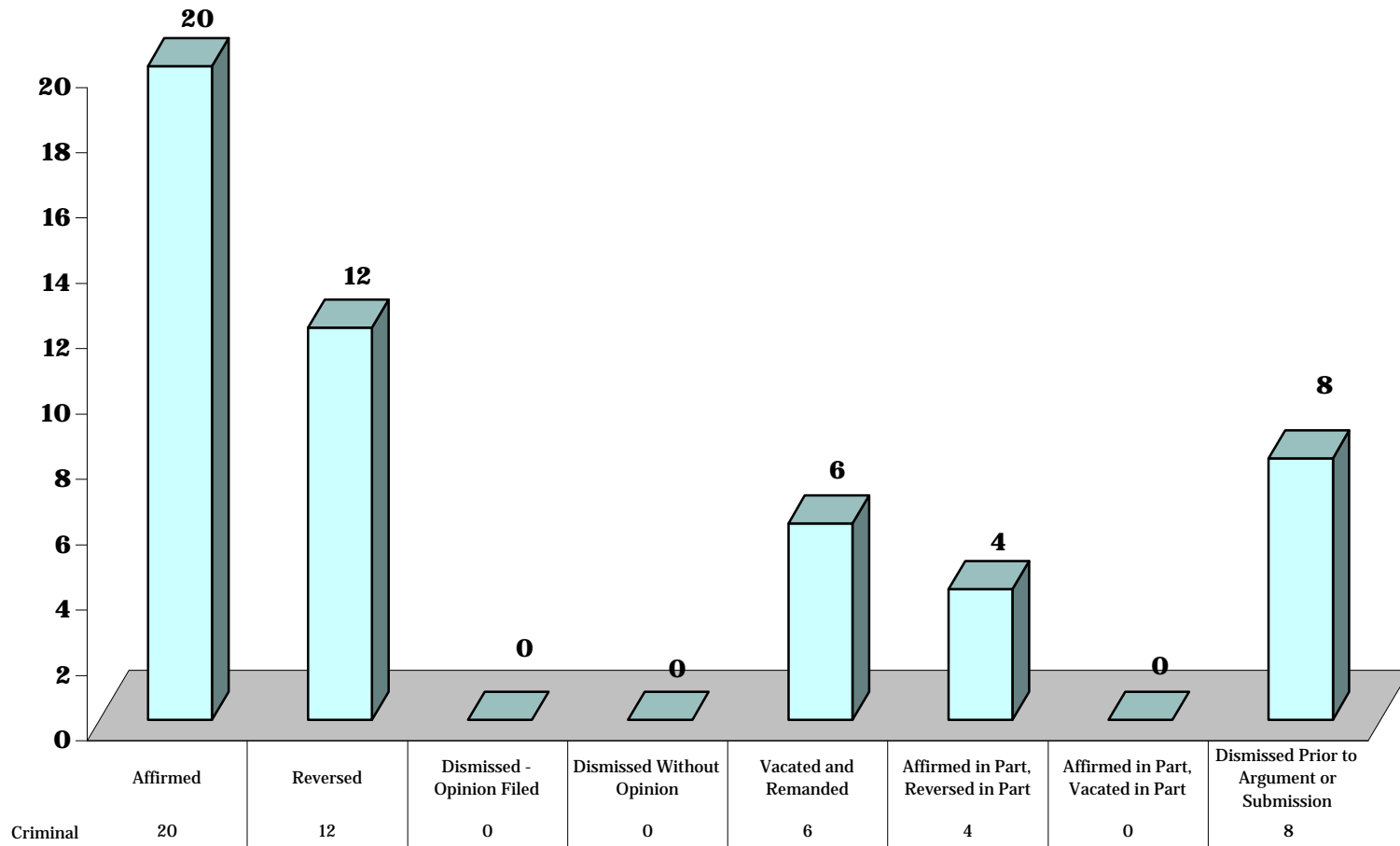
**CHART CA-5.1  
COURT OF APPEALS**

**DISPOSITION OF CIVIL APPEALS  
Fiscal Year 2006**



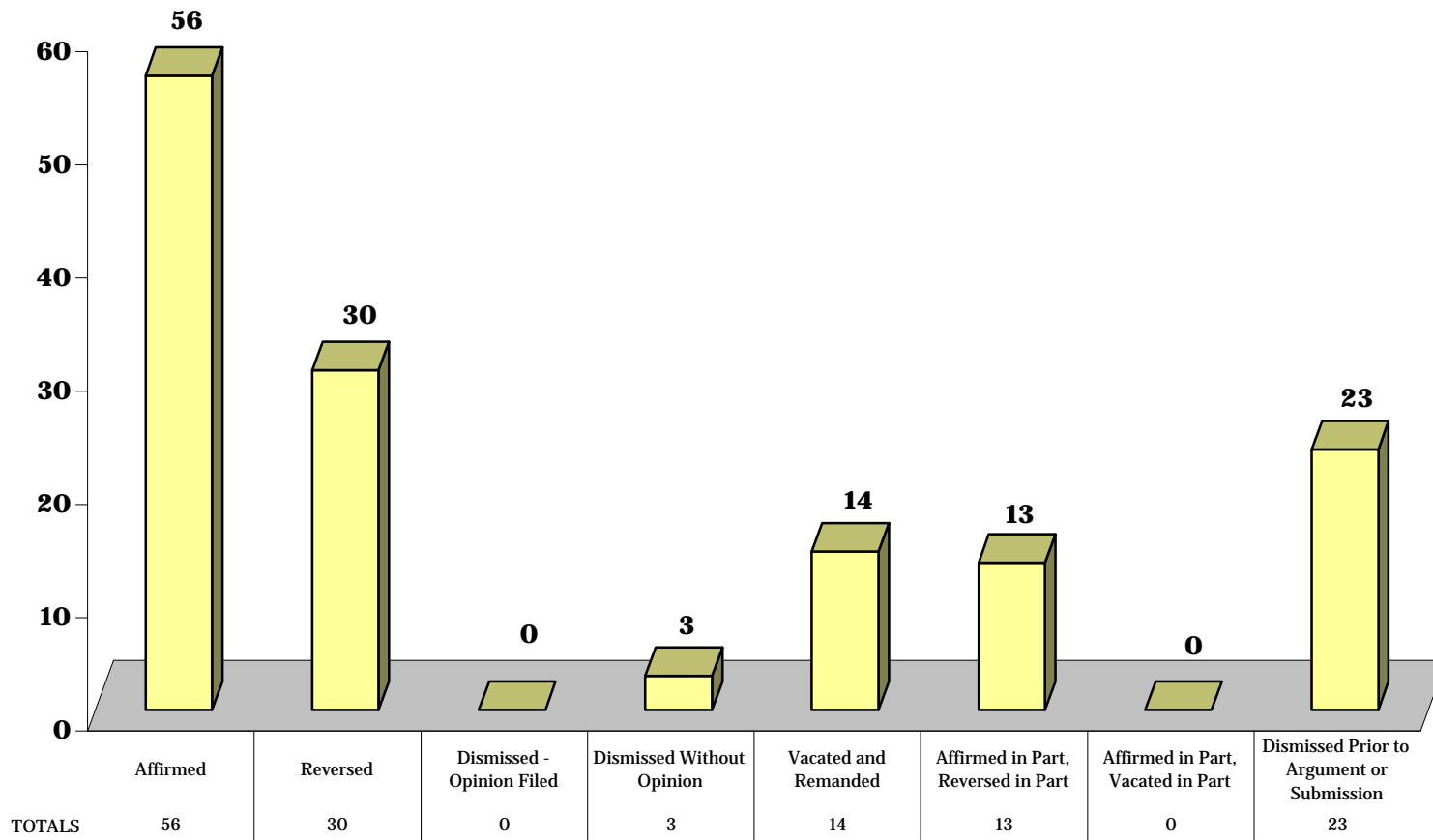
**CHART CA-5.2  
COURT OF APPEALS**

**DISPOSITION OF CRIMINAL APPEALS  
Fiscal Year 2006**



**CHART CA-5.3  
COURT OF APPEALS**

**DISPOSITION OF ALL APPEALS  
Fiscal Year 2006**





**TABLE CA-6  
COURT OF APPEALS**

**PETITION DOCKET DISPOSITIONS  
(PETITIONS FOR CERTIORARI)**

**5 Year Comparative Data Table  
Fiscal Years 2002 - 2006**

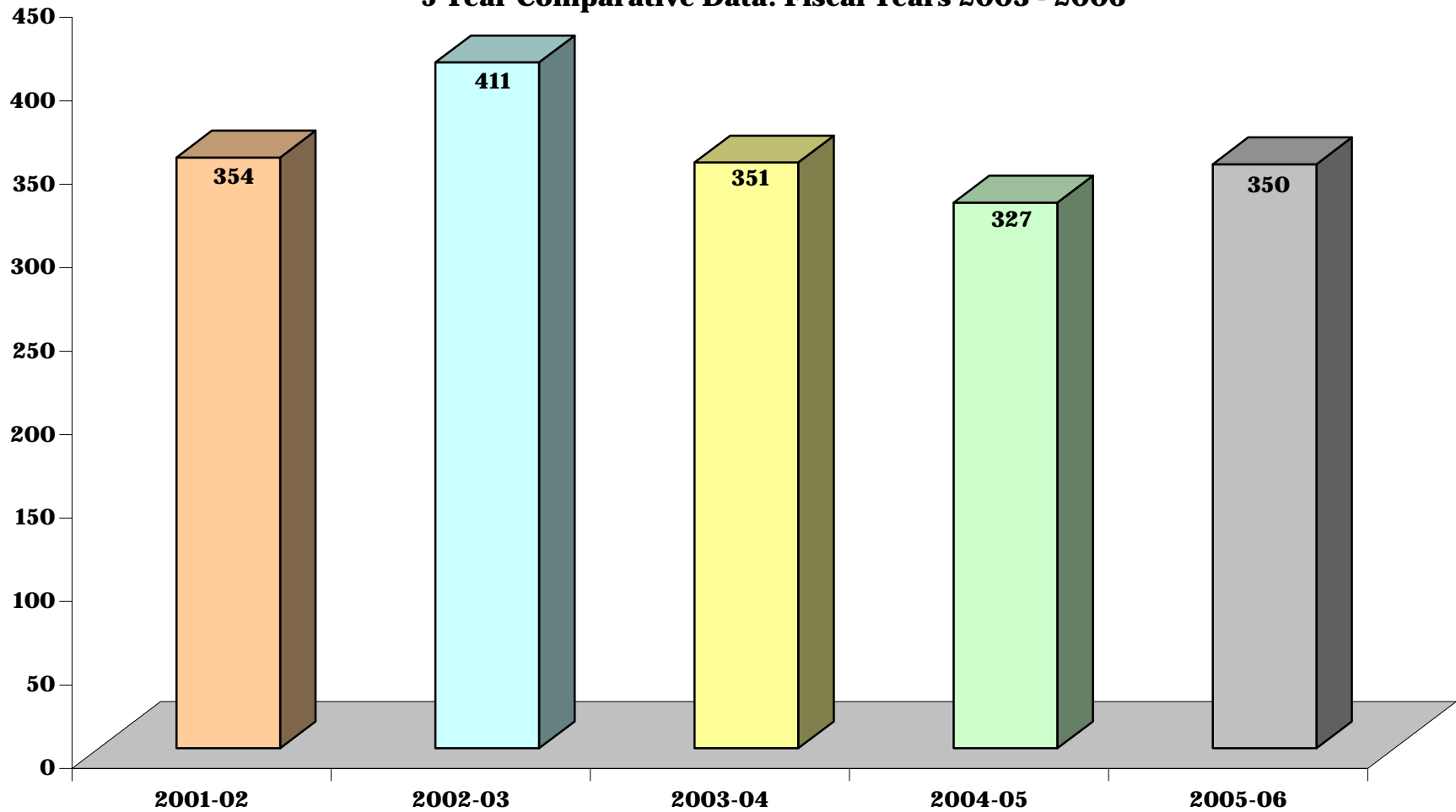
<b>PETITIONS</b>	<b>Granted</b>	<b>Dismissed</b>	<b>Denied</b>	<b>Withdrawn</b>	<b>Totals</b>	<b>Percentage of Certiorari Petitions Granted</b>
<b><i>Civil</i></b>						
2001-02	79	4	268	3	<b>354</b>	22.3%
2002-03	71	5	331	4	<b>411</b>	17.2%
2003-04	50	4	296	1	<b>351</b>	14.2%
2004-05	66	3	256	2	<b>327</b>	20.2%
2005-06	69	5	272	4	<b>350</b>	19.7%

<b>PETITIONS</b>	<b>Granted</b>	<b>Dismissed</b>	<b>Denied</b>	<b>Withdrawn</b>	<b>Totals</b>	<b>Percentage of Certiorari Petitions Granted</b>
<b><i>Criminal</i></b>						
2001-02	41	2	319	2	<b>364</b>	11.3%
2002-03	31	0	262	3	<b>296</b>	10.5%
2003-04	40	2	270	1	<b>313</b>	12.8%
2004-05	35	4	245	1	<b>285</b>	12.3%
2005-06	40	0	237	1	<b>278</b>	14.4%

**CHART CA-6.1  
COURT OF APPEALS**

**TOTAL NUMBER CIVIL  
PETITIONS FOR CERTIORARI DISPOSED**

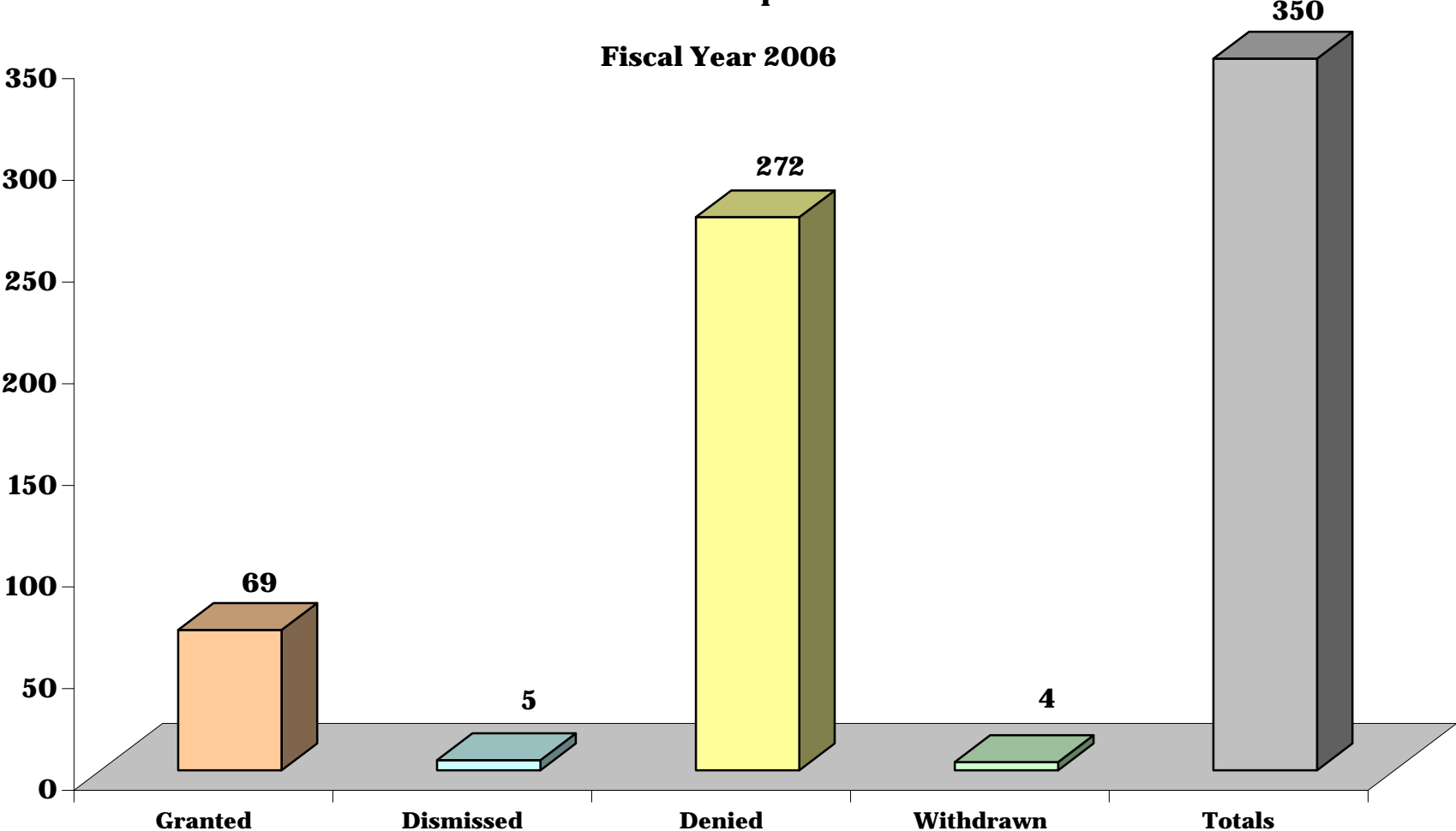
**5 Year Comparative Data: Fiscal Years 2003 - 2006**



**CHART CA-6.2  
COURT OF APPEALS**

**TOTAL NUMBER CIVIL  
PETITIONS FOR CERTIORARI DOCKETED  
Manner of Disposition**

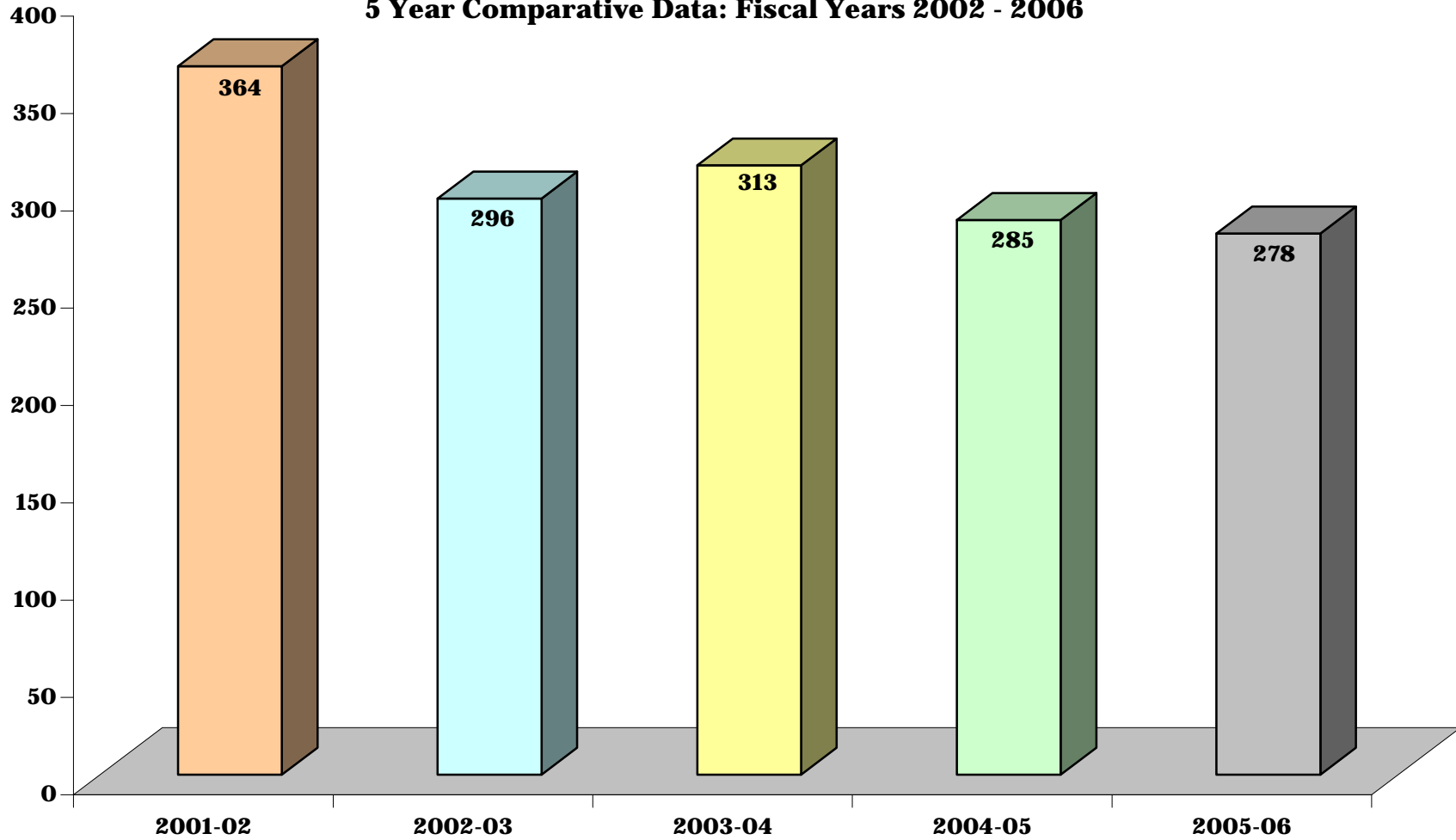
**Fiscal Year 2006**



**CHART CA-6.3  
COURT OF APPEALS**

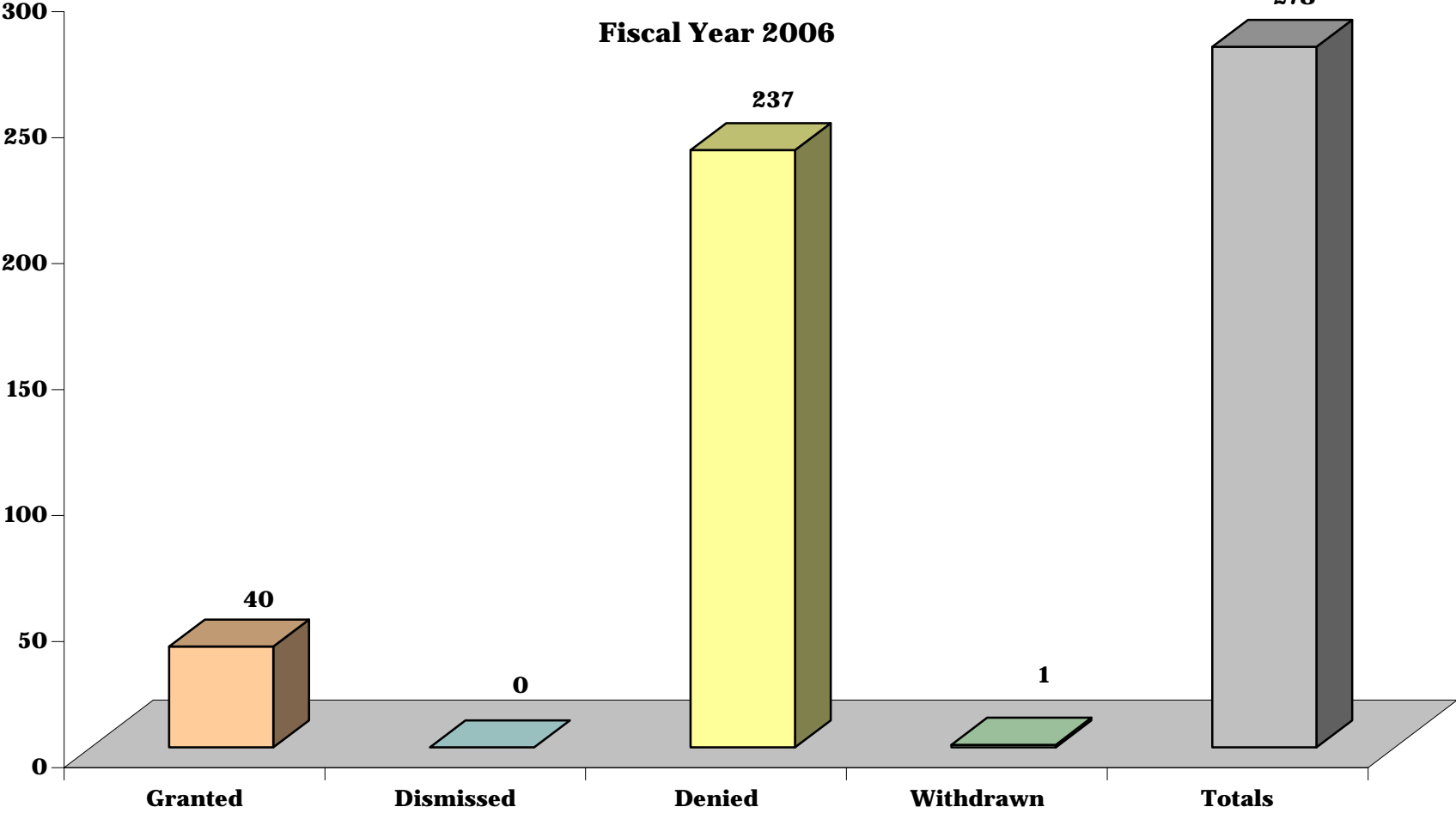
**TOTAL NUMBER CRIMINAL  
PETITIONS FOR CERTIORARI DISPOSED**

**5 Year Comparative Data: Fiscal Years 2002 - 2006**



**CHART CA-6.4  
COURT OF APPEALS**

**TOTAL NUMBER CRIMINAL  
PETITIONS FOR CERTIORARI DOCKETED  
Manner of Disposition**



**TABLE CA-7  
COURT OF APPEALS**

**AVERAGE INTERVALS FOR CASES DISPOSED**

**Regular Docket  
Fiscal Year 2006**

	<b>Certiorari Granted to Argument or to Disposition Without Argument*</b>	<b>Argument to Decision**</b>	<b>Certiorari Granted to Decision*</b>
<b>Days</b>	107	145	244
<b>Months</b>	3.6	4.8	8.1
<b>Number of Cases</b>	139	133	139

*\* Includes all disposed cases in Fiscal Year 2006.*

*\*\* Includes all disposed cases in Fiscal Year 2006 that were argued.*

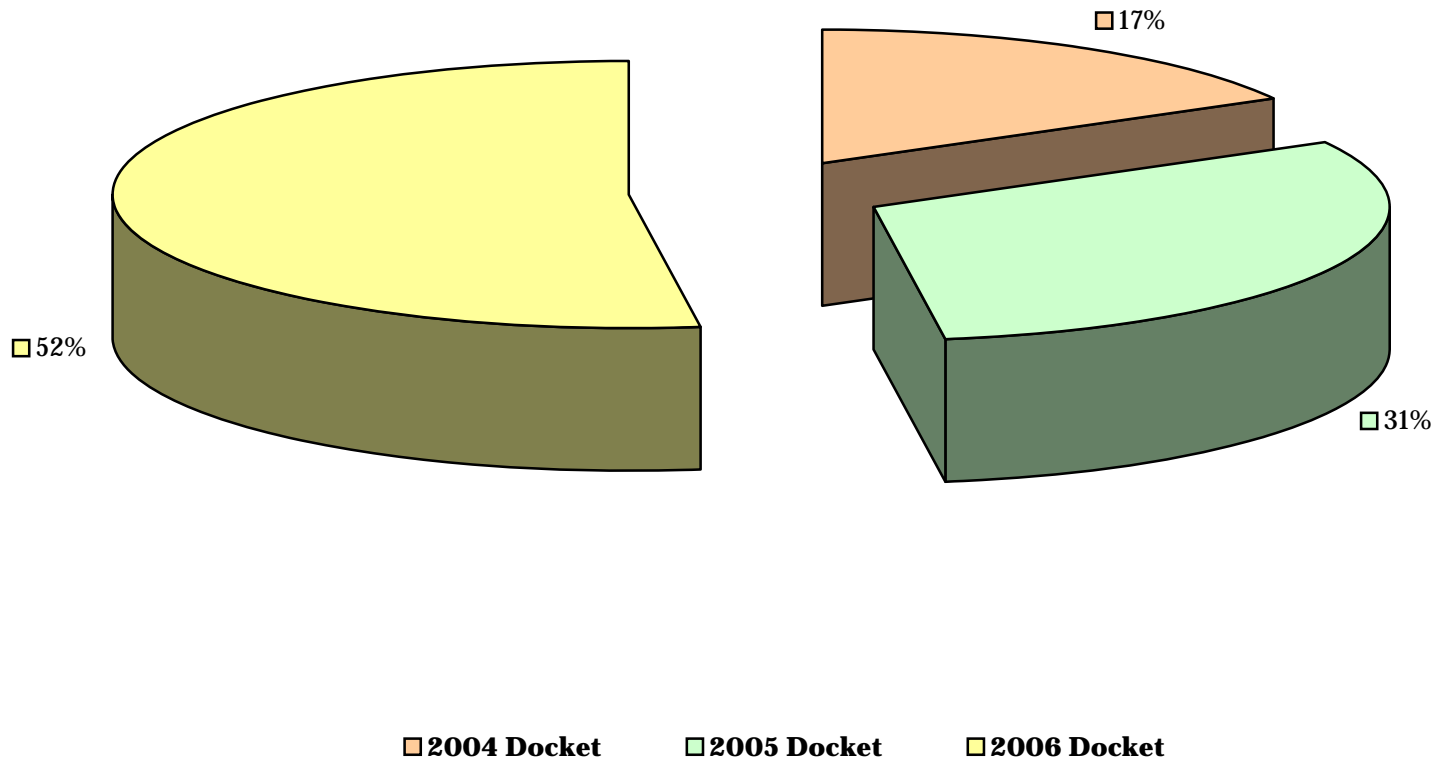
**TABLE CA-8  
COURT OF APPEALS**

**CASES PENDING**

**Regular Docket  
June 30, 2006**

<b>Origin</b>	<b>Civil</b>	<b>Juvenile</b>	<b>Criminal</b>	<b>TOTALS</b>
2004 Docket	9	0	3	12
2005 Docket	10	1	11	22
2006 Docket	29	0	8	37
<b>TOTALS</b>	<b>48</b>	<b>1</b>	<b>22</b>	<b>71</b>

**CHART CA-8.1  
COURT OF APPEALS CASES  
YEARLY ORIGIN  
OF PENDING REGULAR DOCKET  
June 30, 2006**





**The  
Court of Special  
Appeals**

maryland judiciary  
annual statistical abstract 2006

## **Court of Special Appeals**

The Court of Special Appeals is Maryland's intermediate appellate court. The Court has exclusive initial appellate jurisdiction over any reviewable judgment, decree, order of other action of a circuit court. The Court also considers applications for leave to appeal in such cases as post conviction, habeas corpus matters involving denial of or excessive bail, inmate grievances, appeals from criminal guilty pleas, and violations of probation.

The Court of Appeals was created in 1966. The thirteen judges of the Court include one from each of the seven appellate judicial circuits, and six elected from the State at large. The judges are empowered to sit in panels of three. All judges may sit "en banc" to hear a case, if the majority of the judges so order.

The following tables and charts provide a statistical delineation of the Court's work over the last year.



Robert C. Murphy  
Courts of Appeal Building  
Annapolis, Maryland

**TABLE COSA-1.1  
COURT OF SPECIAL APPEALS**

**APPEALS FILED AND TERMINATED WITHIN FISCAL  
YEAR**

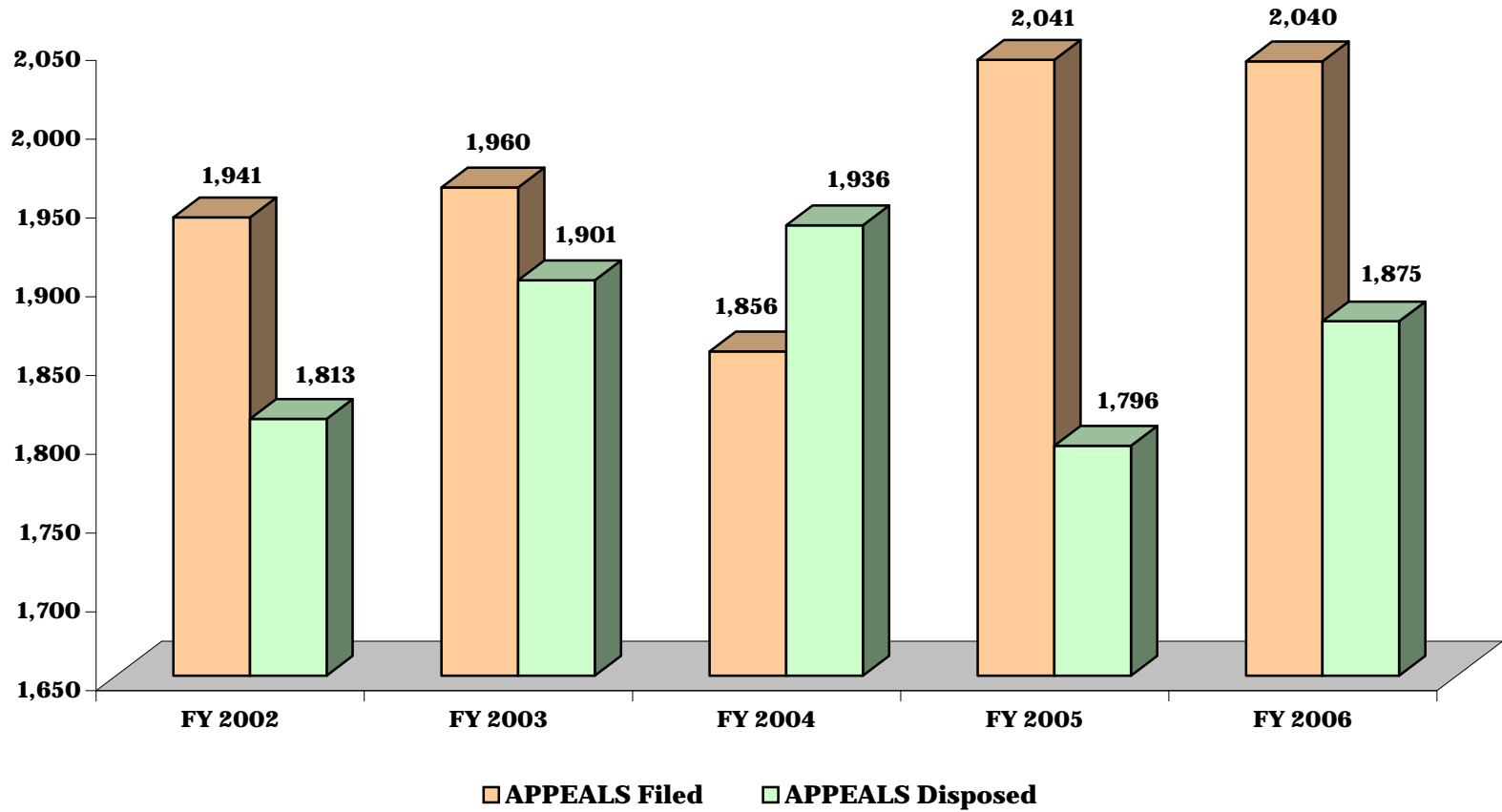
**5 Year Comparative Data  
Fiscal Years 2002 - 2006**

	<b>APPEALS</b>	
	<b>Filed</b>	<b>Disposed</b>
FY 2002	1,941	1,813
FY 2003	1,960	1,901
FY 2004	1,856	1,936
FY 2005	2,041	1,796
FY 2006	2,040	1,875

**CHART COSA-1.1  
COURT OF SPECIAL APPEALS**

**APPEALS FILED AND DISPOSED WITHIN FISCAL YEAR**

**5 Year Comparative Data  
Fiscal Years 2002 - 2006**



**TABLE COSA-1.2**  
**COURT OF SPECIAL APPEALS**  
**OPINIONS FILED IN FISCAL YEAR**

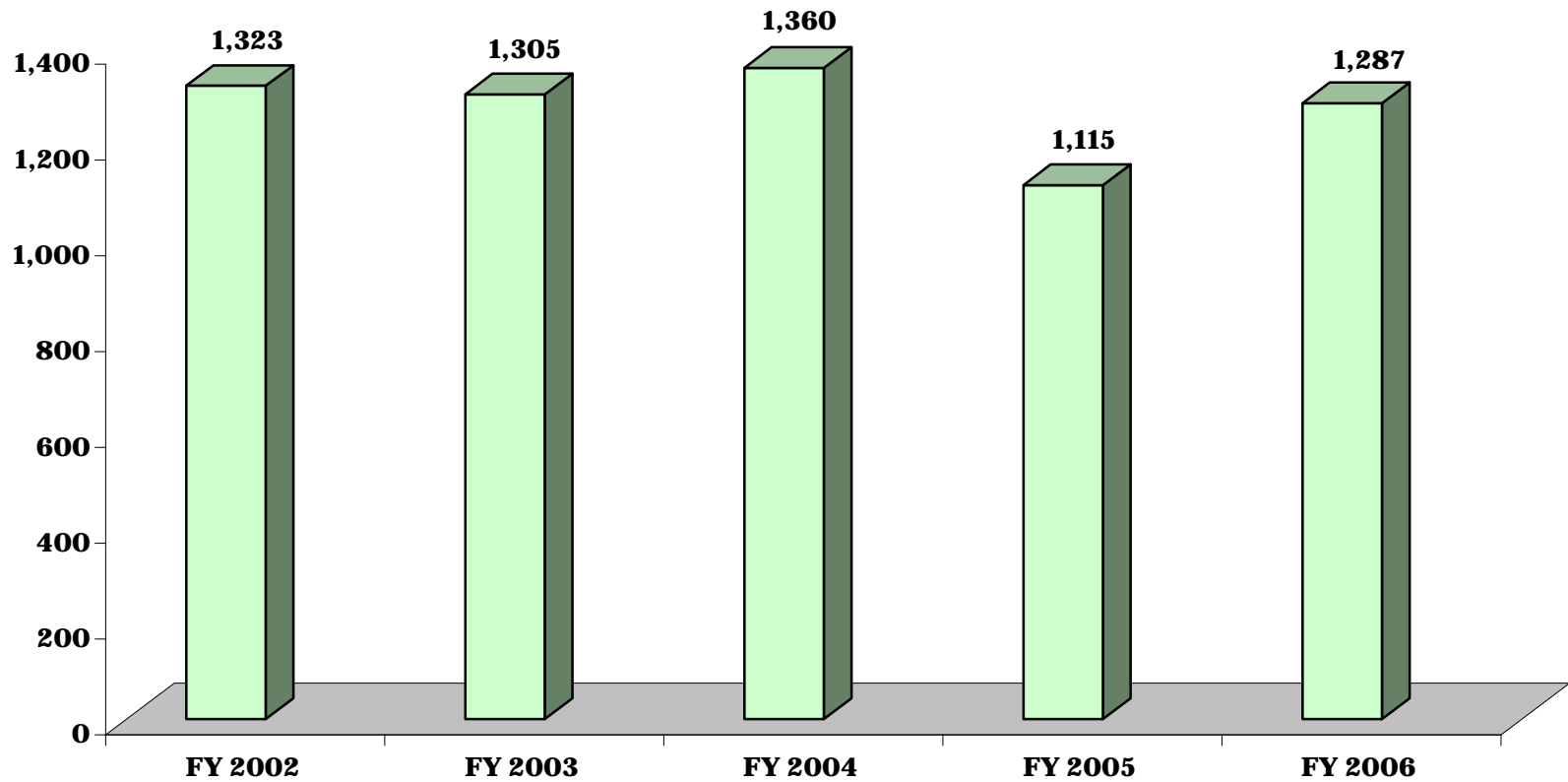
**5 Year Comparative Data**  
**2002 - 2006 Terms**

	<b>OPINIONS Filed</b>
FY 2002	1,323
FY 2003	1,305
FY 2004	1,360
FY 2005	1,115
FY 2006	1,287

**CHART COSA-1.2  
COURT OF SPECIAL APPEALS**

**OPINIONS FILED IN FISCAL YEAR**

**5 Year Comparative Data  
Fiscal Years 2002 - 2006**



**TABLE COSA-2  
COURT OF SPECIAL APPEALS**

**ORIGIN OF APPEALS BY  
APPELLATE JUDICIAL CIRCUIT AND JURISDICTION**

**Regular Docket  
2005 Term\***

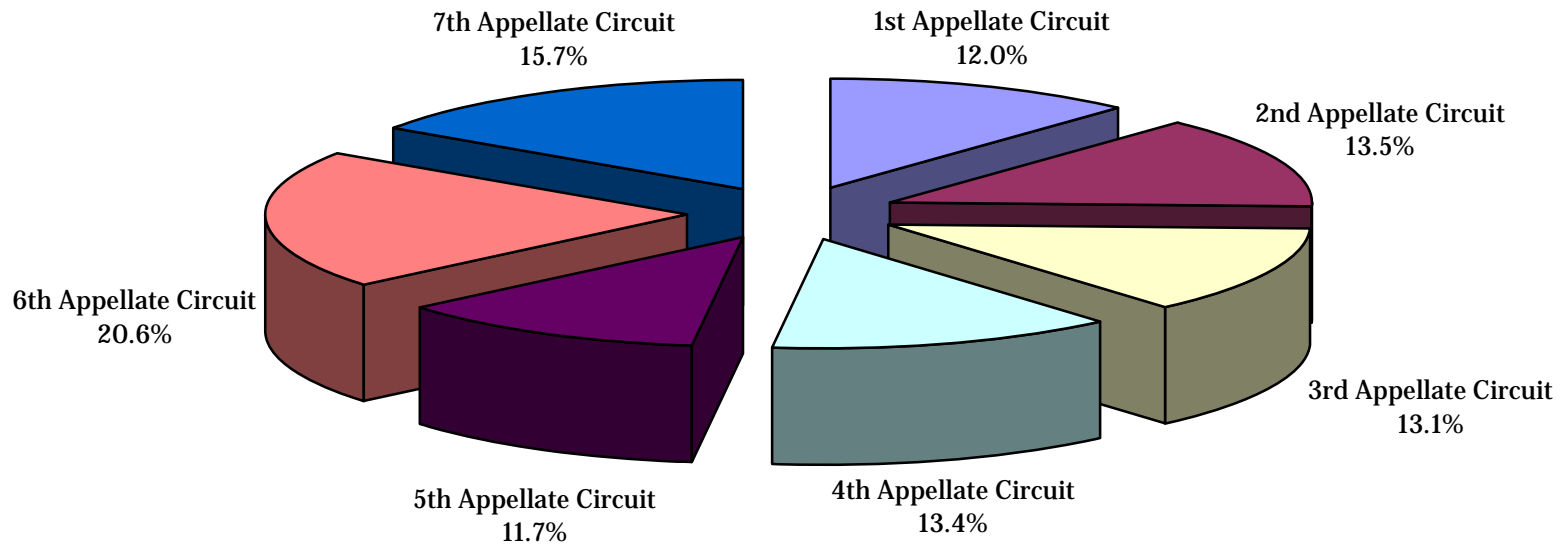
	<b>Number of Appeals</b>	<b>% of Statewide Total</b>
<b>1st Appellate Circuit</b>	<b>250</b>	<b>12.0%</b>
Caroline County	29	
Cecil County	39	
Dorchester County	14	
Kent County	13	
Queen Anne's County	30	
Somerset County	16	
Talbot County	24	
Wicomico County	63	
Worcester County	22	
<b>2nd Appellate Circuit</b>	<b>281</b>	<b>13.5%</b>
Baltimore County	225	
Harford County	56	
<b>3rd Appellate Circuit</b>	<b>273</b>	<b>13.1%</b>
Allegany County	21	
Carroll County	32	
Frederick County	65	
Garrett County	17	
Howard County	61	
Washington County	77	
<b>4th Appellate Circuit</b>	<b>278</b>	<b>13.4%</b>
Prince George's County	278	
<b>5th Appellate Circuit</b>	<b>244</b>	<b>11.7%</b>
Anne Arundel County	157	
Calvert County	17	
Charles County	51	
St. Mary's County	19	
<b>6th Appellate Circuit</b>	<b>428</b>	<b>20.6%</b>
Baltimore City	428	
<b>7th Appellate Circuit</b>	<b>326</b>	<b>15.7%</b>
Montgomery County	326	
	<b>Number of Appeals</b>	<b>% of Statewide Total</b>
<b>TOTALS</b>	<b>2,080</b>	<b>100.0%</b>

\*The number of appeals docketed are counted by term (March 1, 2005 - February 28, 2006 -- 2005 Term).

**CHART COSA-2.1  
COURT OF SPECIAL APPEALS**

**PERCENTAGE OF APPEALS FILED  
IN EACH APPELLATE CIRCUIT**

**2005 Term**





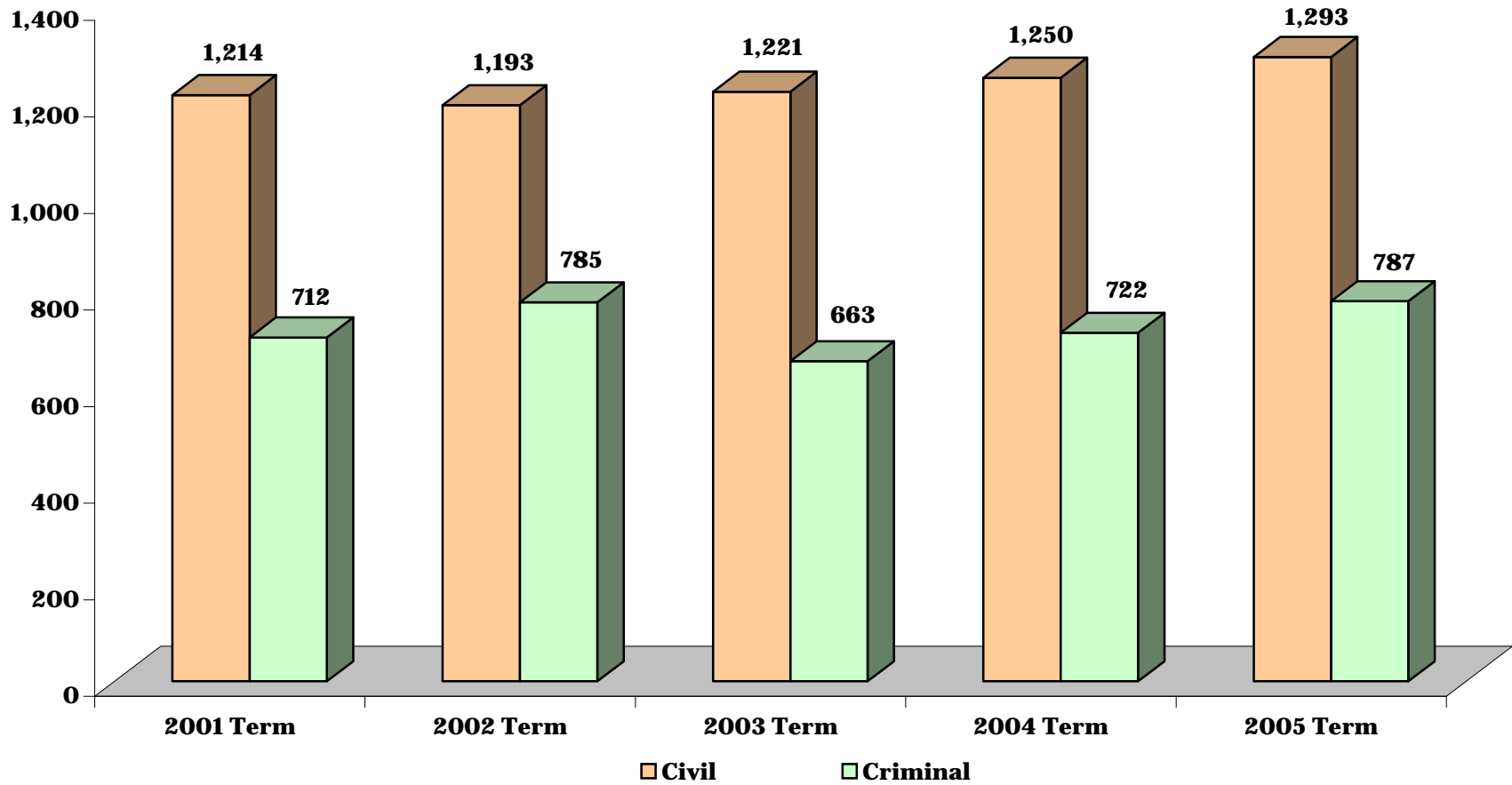
**TABLE COSA-3**  
**COURT OF SPECIAL APPEALS**  
**APPEALS DOCKETED BY TERM**  
**2001-2005 Terms\***

	<b>Appeals</b>		
	<b>Civil</b>	<b>Criminal</b>	<b>TOTALS</b>
2001 Term	1,214	712	<b>1,926</b>
2002 Term	1,193	785	<b>1,978</b>
2003 Term	1,221	663	<b>1,884</b>
2004 Term	1,250	722	<b>1,972</b>
2005 Term	1,293	787	<b>2,080</b>

\*The number of appeals docketed are counted by term  
(March 1, 2005 - February 28, 2006 -- 2005 Term).

**CHART COSA-3.1  
COURT OF SPECIAL APPEALS**

**APPEALS DOCKETED BY TERM  
2001- 2005 Terms**



**TABLE COSA-4  
COURT OF SPECIAL APPEALS**

**PRE-HEARING CONFERENCE REPORTS\***

**2001 - 2005 Terms**

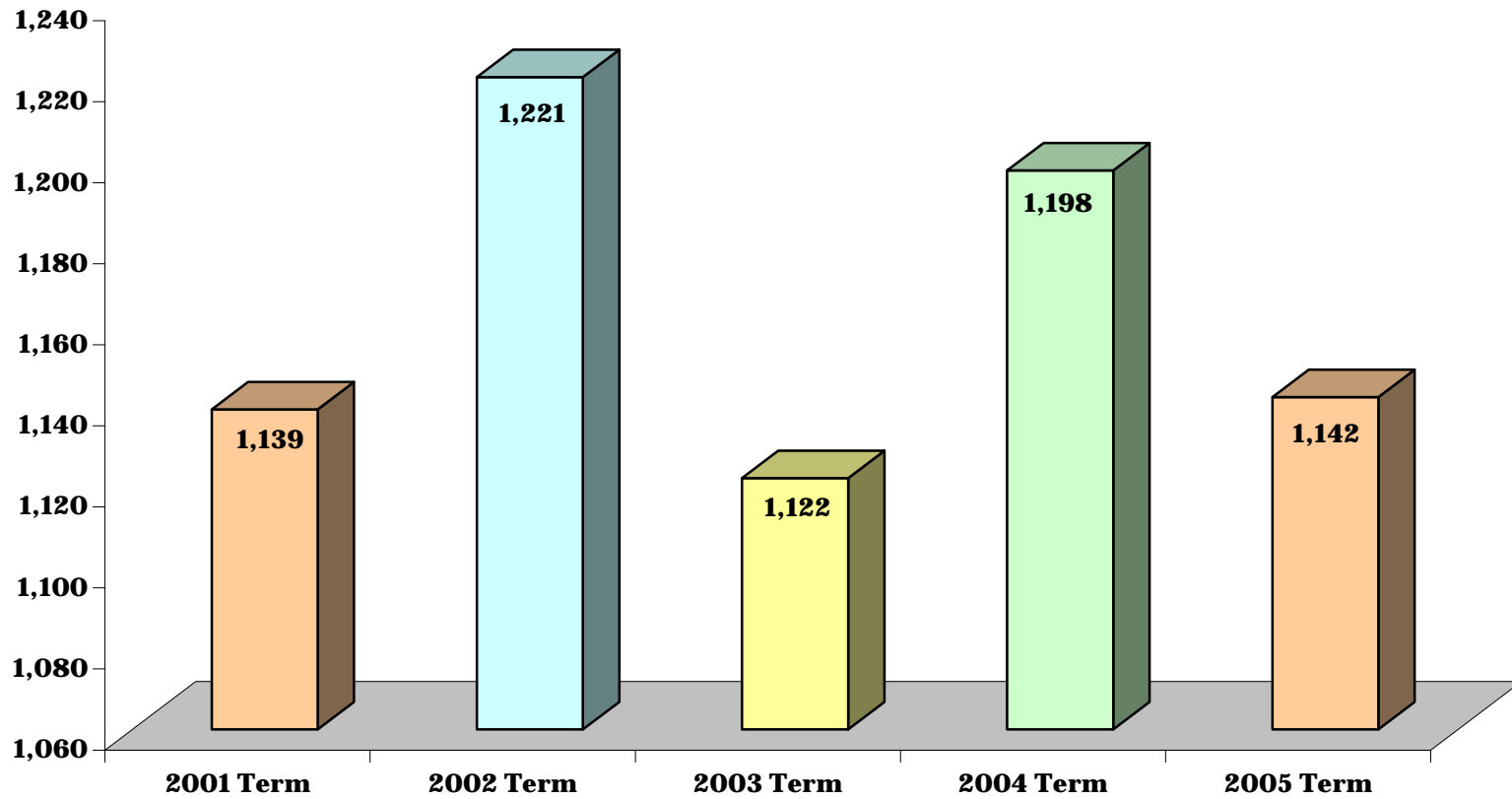
	<b>Reports Received</b>	<b>Proceeded without PHC</b>	<b>Assigned PHC</b>	<b>Dismissed without PHC</b>
2001 Term	1,139	886	253	57
2002 Term	1,221	972	249	19
2003 Term	1,122	997	125	51
2004 Term	1,198	1,104	94	79
2005 Term	1,142	1,062	80	67

\*Pre-hearing conference statistics are counted by term (March 1, 2005 - February 28, 2006 -- 2005 Term).

**CHART COSA-4.1  
COURT OF SPECIAL APPEALS**

**PRE-HEARING CONFERENCE REPORTS  
RECEIVED PER TERM**

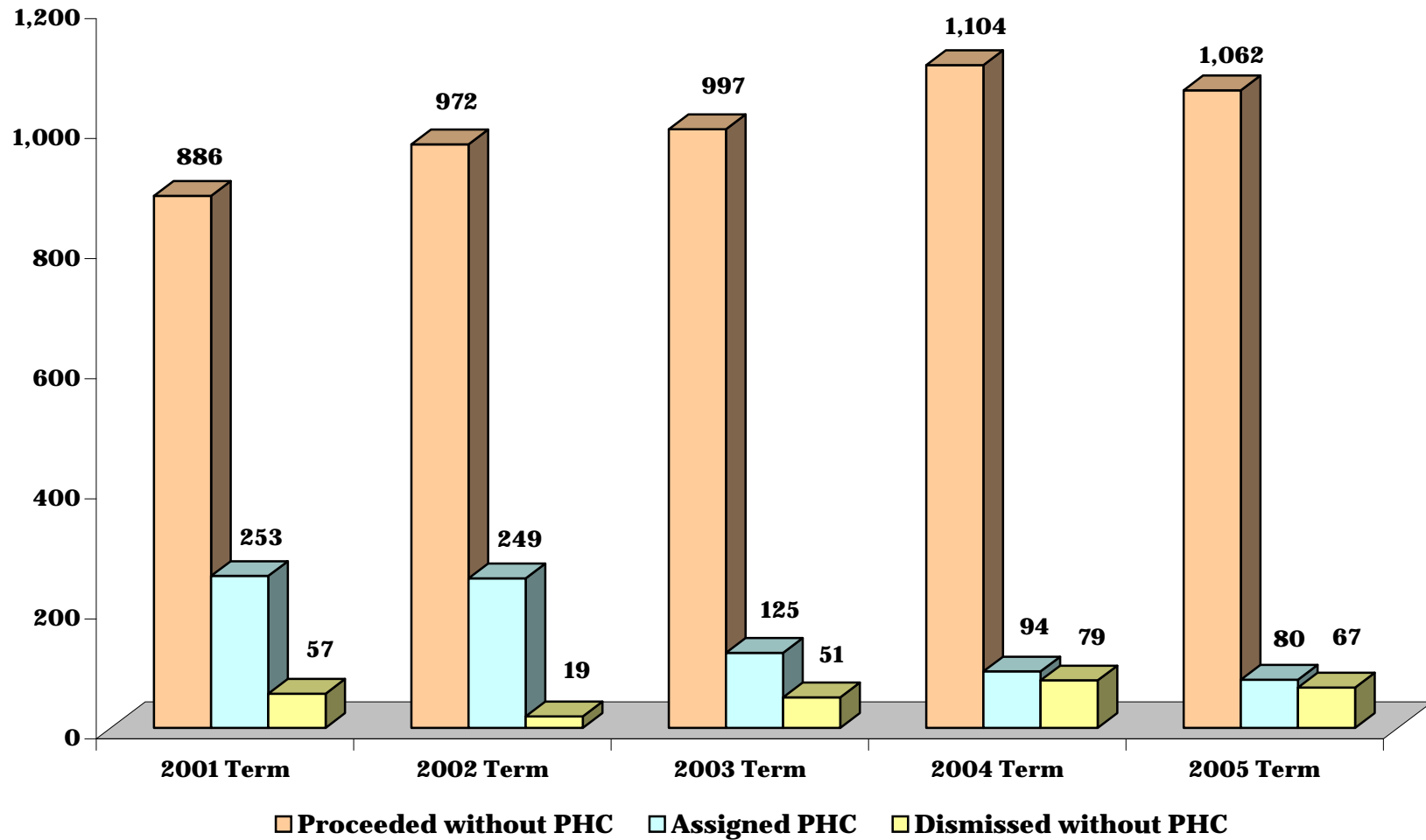
**2001 - 2005 Terms**



**CHART COSA-4.2  
COURT OF SPECIAL APPEALS**

**DISPOSITION OF PRE-HEARING CONFERENCE REPORTS**

**2001 - 2005 Terms**



**TABLE COSA-5  
COURT OF SPECIAL APPEALS**

**DISPOSITION OF INFORMATION REPORTS  
ASSIGNED FOR PRE-HEARING CONFERENCE\***

**2005 Term**

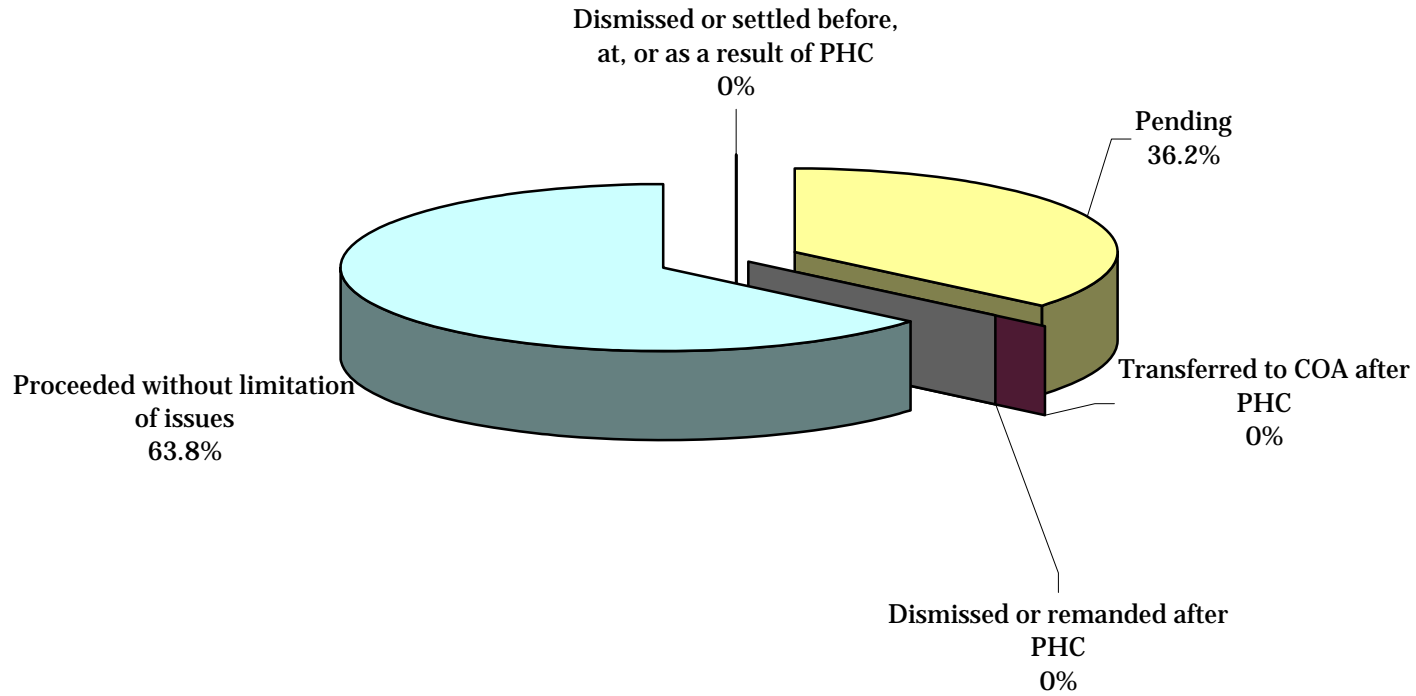
<b>Status of Information Report</b>	<b>Number</b>	<b>Percentage of Total</b>
Pending	29	36.2%
Transferred to COA after PHC	0	0.0%
Dismissed or remanded after PHC	0	0.0%
Proceeded without limitation of issues	51	63.8%
Dismissed or settled before, at, or as a result of PHC	0	0.0%
<b>TOTAL</b>	<b>80</b>	<b>100.0%</b>

\*Pre-hearing conference statistics are counted by term (March 1, 2005 - February 28, 2006 -- 2005 Term).

**CHART COSA-5.1  
COURT OF SPECIAL APPEALS**

**DISPOSITION OF INFORMATION REPORTS  
ASSIGNED FOR PRE-HEARING CONFERENCE**

**2005 Term**



**TABLE COSA-6  
COURT OF SPECIAL APPEALS**

**DISPOSITION OF APPLICATIONS FOR LEAVE TO APPEAL  
AND OTHER MISCELLANEOUS CASES**

**5 Year Comparative Table  
Fiscal Years 2002 - 2006**

	<b>2002</b>	<b>2003</b>	<b>2004</b>	<b>2005</b>	<b>2006</b>
<b>POST CONVICTION-TOTALS</b>	<b>311</b>	<b>216</b>	<b>244</b>	<b>216</b>	<b>298</b>
Granted	3	2	0	3	3
Dismissed or Transferred	19	8	30	24	22
Denied	285	206	213	189	273
Remanded	4	0	1	0	0

	<b>2002</b>	<b>2003</b>	<b>2004</b>	<b>2005</b>	<b>2006</b>
<b>INMATE GRIEVANCE-TOTALS</b>	<b>99</b>	<b>117</b>	<b>101</b>	<b>76</b>	<b>108</b>
Granted	0	0	0	0	1
Dismissed or Transferred	14	12	12	27	26
Denied	85	105	89	49	81
Remanded	0	0	0	0	0

	<b>2002</b>	<b>2003</b>	<b>2004</b>	<b>2005</b>	<b>2006</b>
<b>OTHER MISCELLANEOUS-TOTALS</b>	<b>85</b>	<b>38</b>	<b>45</b>	<b>42</b>	<b>33</b>
Granted	1	0	0	0	0
Dismissed or Transferred	9	16	8	21	10
Denied	70	21	36	21	23
Remanded	5	1	1	0	0

	<b>2002</b>	<b>2003</b>	<b>2004</b>	<b>2005</b>	<b>2006</b>
<b>VIOLATIONS OF PROBATION-TOTALS</b>	<b>73</b>	<b>52</b>	<b>84</b>	<b>62</b>	<b>93</b>
Granted	1	0	0	2	1
Dismissed or Transferred	14	11	14	9	23
Denied	58	41	69	51	69
Remanded	0	0	1	0	0

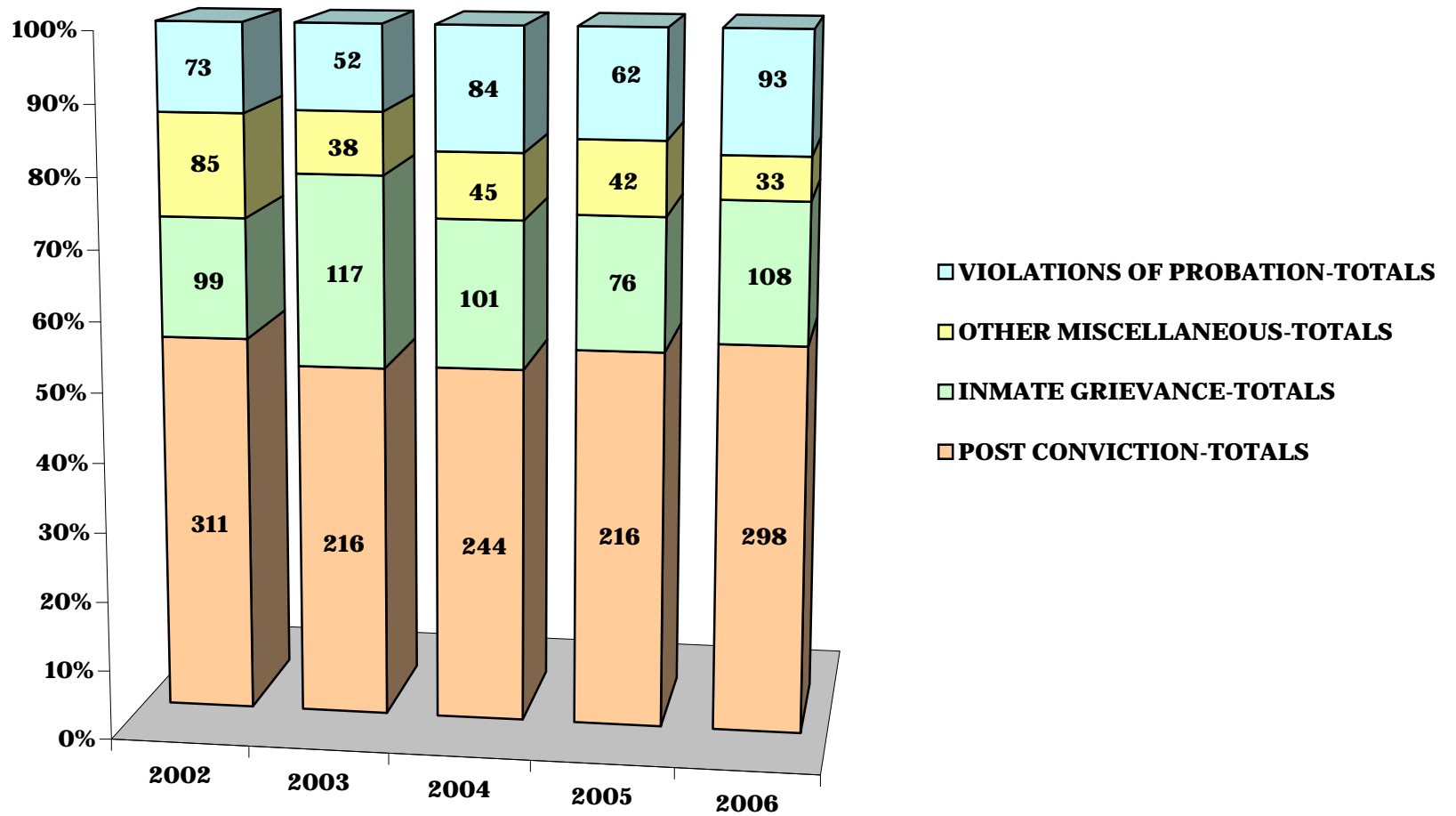
	<b>2002</b>	<b>2003</b>	<b>2004</b>	<b>2005</b>	<b>2006</b>
<b>TOTALS</b>	<b>568</b>	<b>423</b>	<b>474</b>	<b>396</b>	<b>532</b>



**CHART COSA-6.1  
COURT OF SPECIAL APPEALS**

**DISPOSITION OF APPLICATIONS FOR LEAVE TO APPEAL  
AND OTHER MISCELLANEOUS CASES**

**5 Year Comparative Data  
Fiscal Years 2002 - 2006**



**TABLE COSA-7  
COURT OF SPECIAL APPEALS**

**DISPOSITION AND ORIGIN OF CASES**

**Regular Docket  
Fiscal Year 2006**

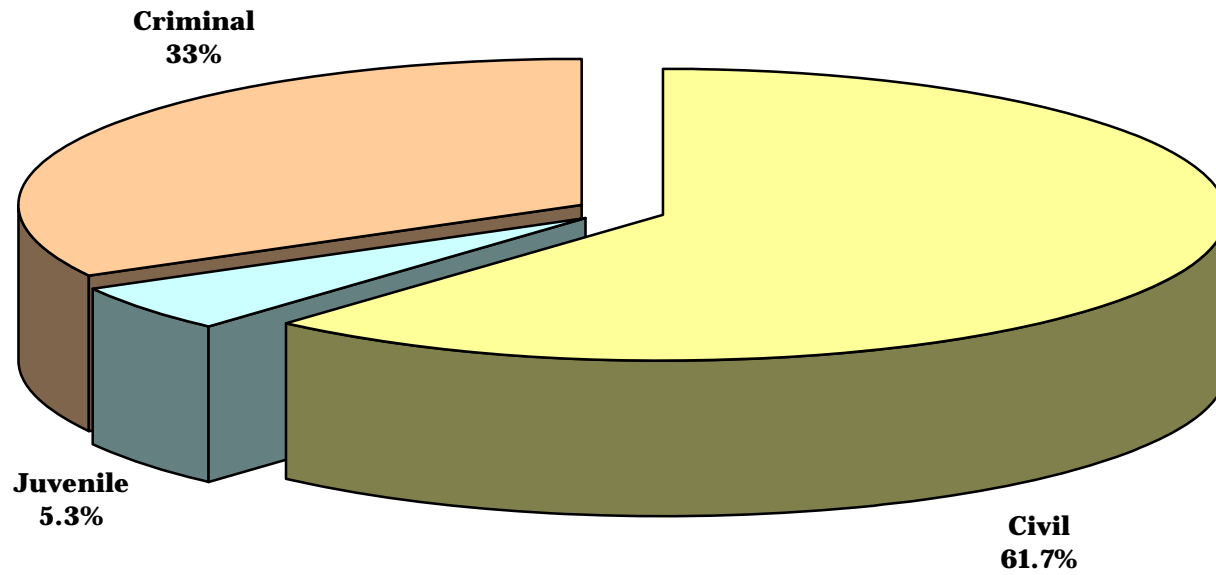
<b>Decision</b>	<b>Civil</b>	<b>Juvenile</b>	<b>Criminal</b>	<b>totals</b>
Affirmed	454	39	364	857
Reversed	101	1	63	165
Dismissed - Opinion Filed	49	6	9	64
Remanded without Affirmance or Reversal	9	1	1	11
Vacated and Remanded	127	3	38	168
Affirmed in Part, Reversed in Part	30	0	6	36
Dismissed Prior to Argument or Submission	349	45	114	508
Transferred to Court of Appeals	32	1	21	54
Other	7	3	2	12
<b>Total Cases Disposed FY 2006</b>	<b>1,158</b>	<b>99</b>	<b>618</b>	<b>1,875</b>

<b>Origin</b>	<b>Civil</b>	<b>Juvenile</b>	<b>Criminal</b>	<b>totals</b>
1997 Docket	1	0	0	1
1998 Docket	2	0	0	2
1999 Docket	2	0	0	2
2000 Docket	0	0	1	1
2001 Docket	2	0	0	2
2002 Docket	2	0	7	9
2003 Docket	25	0	33	58
2004 Docket	340	17	350	707
2005 Docket	733	77	213	1,023
2006 Docket	51	5	14	70
<b>Origin Totals</b>	<b>1,158</b>	<b>99</b>	<b>618</b>	<b>1,875</b>

**CHART COSA-7.1  
COURT OF SPECIAL APPEALS**

**TOTAL CASES DISPOSED  
BY CASE TYPE**

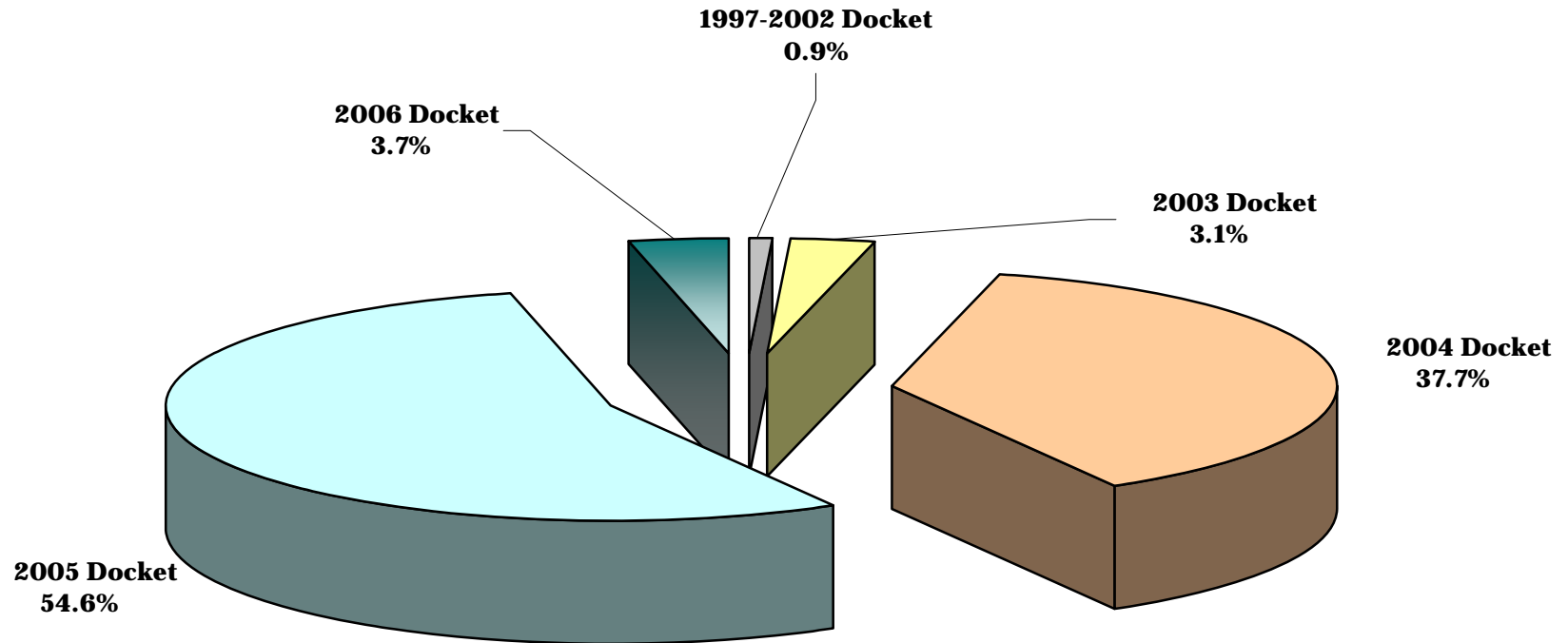
**Fiscal Year 2006**



**CHART COSA-7.2  
COURT OF SPECIAL APPEALS**

**ORIGIN OF APPEALS DOCKET  
BY PERCENT OF TERM**

**Terms 1997 - 2006**



**TABLE COSA-8**  
**COURT OF SPECIAL APPEALS**  
**AVERAGE INTERVALS FOR CASES DISPOSED**  
**Regular Docket**  
**Fiscal Year 2006**

	<b>Docketing to Argument or to Disposition without Argument*</b>	<b>Argument to Decision**</b>
<b>Days</b>	230	122
<b>Months</b>	7.7	4.1

*\* Includes all disposed cases in Fiscal Year 2006.*

*\*\* Includes all disposed cases in Fiscal Year 2006 that were argued.*

**TABLE COSA-9  
COURT OF SPECIAL APPEALS**

**CASES PENDING**

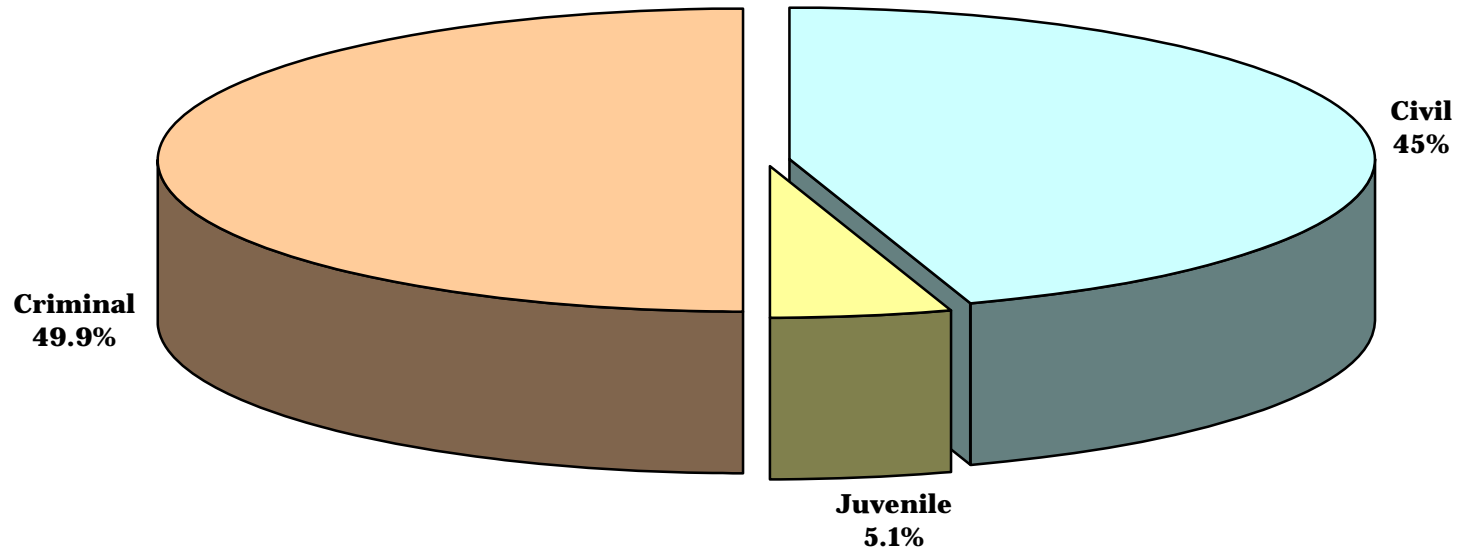
**Regular Docket  
June 30, 2006**

<b>Origin</b>	<b>Civil</b>	<b>Juvenile</b>	<b>Criminal</b>	<b>TOTALS</b>
1996 Docket	9	0	2	11
1997 Docket	1	0	1	2
1998 Docket	1	0	0	1
1999 Docket	7	0	1	8
2000 Docket	2	0	0	2
2001 Docket	10	0	1	11
2002 Docket	10	1	5	16
2003 Docket	12	0	8	20
2004 Docket	108	12	166	286
2005 Docket	578	51	618	1,247
2006 Docket	78	28	102	208
<b>TOTALS</b>	<b>816</b>	<b>92</b>	<b>904</b>	<b>1,812</b>

**CHART COSA 9.1  
COURT OF SPECIAL APPEALS**

**CASES PENDING ON REGULAR DOCKET  
BY CASE TYPE**

**Fiscal Year 2006**



**The**  
**Circuit Courts**

maryland judiciary  
annual statistical abstract 2006



## The Circuit Courts

The circuit courts are Maryland's trial courts of general jurisdiction. The circuit courts generally handle the major civil cases, the more serious criminal matters and all family matters including juvenile. They also decide appeals from the District Court and certain administrative agencies. In addition to their judicial functions, the courts are responsible for recording the State's land records transactions, as well as issuing a number of business licenses. The judges and clerks often are called upon to perform civil marriage ceremonies.

There is a circuit court in each county of the State and Baltimore City. They are grouped into eight geographical circuits each with two or more counties, with the exception of the Eighth Circuit that consists of Baltimore City. As of July 1, 2005, there were 153 circuit court judgeships, with at least one judge for each county and 30 in Baltimore City. The circuit courts also have masters who hear domestic and juvenile matters and make recommendations based on their findings to the judge of their respective court.

The following charts and tables provide a statistical delineation for the workload of the circuit courts during Fiscal Year 2006.



Circuit Court for Baltimore City



Circuit Court for Queen Anne's County

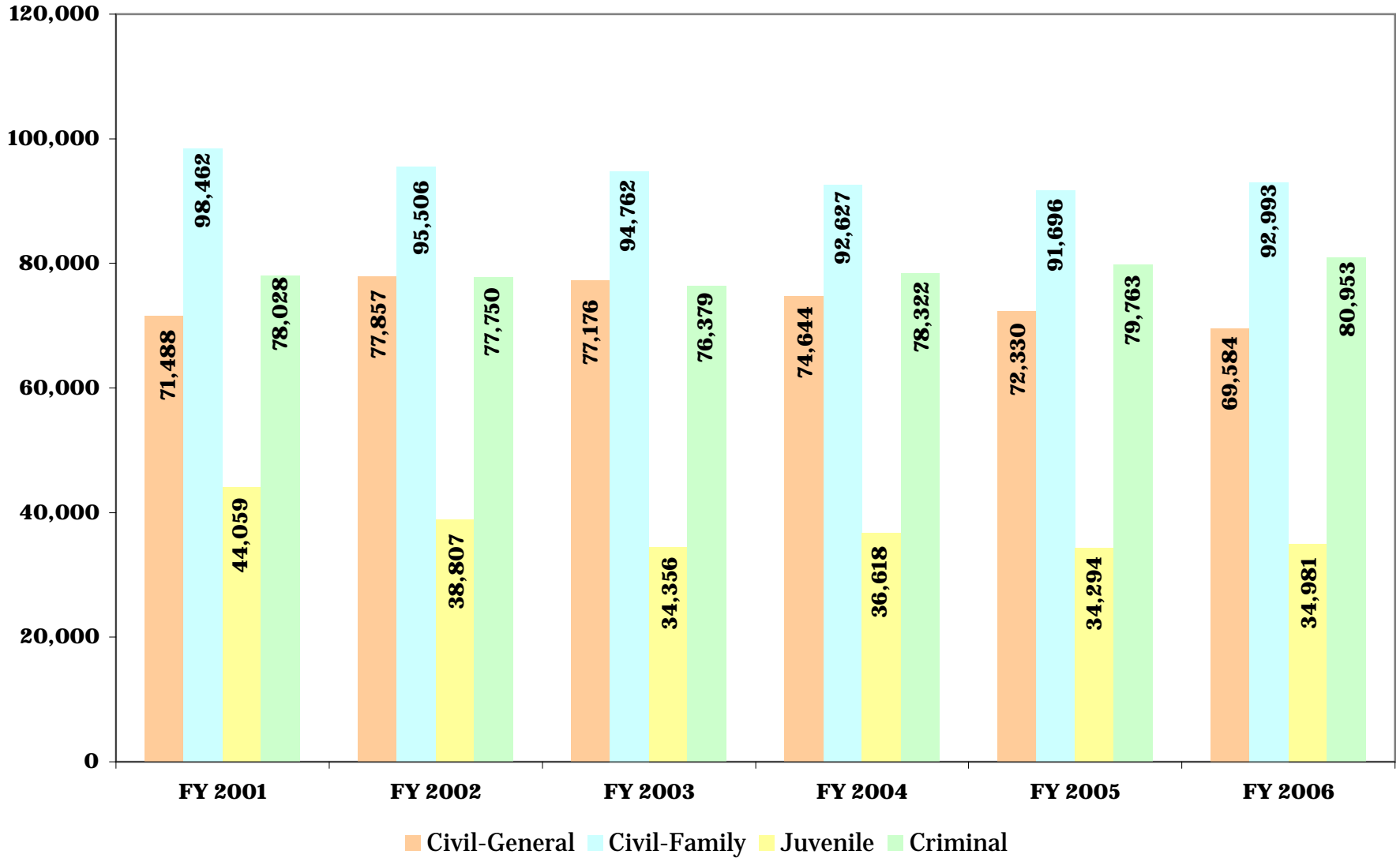
**TABLE CC-1  
CIRCUIT COURT**

**FILINGS BY CASE TYPE BY FISCAL YEAR  
6 Year Comparative Data Fiscal Years 2001-2006**

	<b>Civil-General</b>	<b>Civil-Family</b>	<b>Juvenile</b>	<b>Criminal</b>	<b>TOTALS</b>
FY 2001	71,488	98,462	44,059	78,028	<b>292,037</b>
FY 2002	77,857	95,506	38,807	77,750	<b>289,920</b>
FY 2003	77,176	94,762	34,356	76,379	<b>282,673</b>
FY 2004	74,644	92,627	36,618	78,322	<b>282,211</b>
FY 2005	72,330	91,696	34,294	79,763	<b>278,083</b>
FY 2006	69,584	92,993	34,981	80,953	<b>278,511</b>

**CHART CC-1.1  
CIRCUIT COURT**

**FILINGS BY FISCAL YEAR  
6 Year Comparative Data: Fiscal Years 2001 - 2006**



**TABLE CC-2  
CIRCUIT COURT**

**ALL CASES: FILINGS AND TERMINATIONS  
3 Year Comparative Table: Fiscal Years 2004 - 2006**

	2003-04		2004-05		2005-06	
	Filings	Terminations	Filings	Terminations	Filings	Terminations
<b>First Circuit</b>	<b>14,998</b>	<b>14,303</b>	<b>14,832</b>	<b>14,453</b>	<b>15,081</b>	<b>14,491</b>
Dorchester	2,192	2,216	2,174	2,216	2,239	2,135
Somerset	1,916	1,844	1,997	2,003	2,125	2,070
Wicomico	5,977	5,541	5,974	5,802	6,241	5,869
Worcester	4,913	4,702	4,687	4,432	4,476	4,417

	2003-04		2004-05		2005-06	
	Filings	Terminations	Filings	Terminations	Filings	Terminations
<b>Second Circuit</b>	<b>12,765</b>	<b>11,701</b>	<b>13,052</b>	<b>12,877</b>	<b>13,557</b>	<b>12,346</b>
Caroline	1,831	1,744	1,712	1,705	2,093	1,969
Cecil	6,727	6,019	6,574	6,708	6,547	5,837
Kent	1,160	1,031	1,243	1,204	1,252	1,286
Queen Anne's	1,453	1,360	1,742	1,688	1,932	1,737
Talbot	1,594	1,547	1,781	1,572	1,733	1,517

	2003-04		2004-05		2005-06	
	Filings	Terminations	Filings	Terminations	Filings	Terminations
<b>Third Circuit</b>	<b>38,526</b>	<b>32,459</b>	<b>38,520</b>	<b>38,366</b>	<b>41,895</b>	<b>37,053</b>
Baltimore	29,078	25,524	28,707	28,781	30,877	26,868
Harford	9,448	6,935	9,813	9,585	11,018	10,185

	2003-04		2004-05		2005-06	
	Filings	Terminations	Filings	Terminations	Filings	Terminations
<b>Fourth Circuit</b>	<b>14,261</b>	<b>13,047</b>	<b>14,943</b>	<b>14,596</b>	<b>14,667</b>	<b>13,714</b>
Allegany	3,647	3,269	3,854	3,833	3,999	3,728
Garrett	1,118	1,082	1,219	1,089	1,231	1,077
Washington	9,496	8,696	9,870	9,674	9,437	8,909

**ALL CASES: FILINGS AND TERMINATIONS, page 2**

	2003-04		2004-05		2005-06	
	Filings	Terminations	Filings	Terminations	Filings	Terminations
<b>Fifth Circuit</b>	<b>37,521</b>	<b>38,009</b>	<b>36,657</b>	<b>36,701</b>	<b>36,140</b>	<b>34,836</b>
Anne Arundel	23,853	25,516	22,820	23,916	22,221	21,178
Carroll	6,533	5,703	6,654	6,089	6,674	6,698
Howard	7,135	6,790	7,183	6,696	7,245	6,960

	2003-04		2004-05		2005-06	
	Filings	Terminations	Filings	Terminations	Filings	Terminations
<b>Sixth Circuit</b>	<b>43,187</b>	<b>40,324</b>	<b>41,892</b>	<b>41,492</b>	<b>42,250</b>	<b>41,755</b>
Frederick	8,245	6,991	8,292	7,671	8,990	8,669
Montgomery	34,942	33,333	33,600	33,821	33,260	33,086

	2003-04		2004-05		2005-06	
	Filings	Terminations	Filings	Terminations	Filings	Terminations
<b>Seventh Circuit</b>	<b>53,662</b>	<b>49,380</b>	<b>53,261</b>	<b>51,234</b>	<b>51,378</b>	<b>49,656</b>
Calvert	4,341	3,778	4,915	4,779	4,966	4,760
Charles	7,864	7,463	7,607	7,583	7,041	6,701
Prince George's	37,383	34,374	36,686	34,955	35,383	34,400
St. Mary's	4,074	3,765	4,053	3,917	3,988	3,795

	2003-04		2004-05		2005-06	
	Filings	Terminations	Filings	Terminations	Filings	Terminations
<b>Eighth Circuit</b>	<b>67,291</b>	<b>57,475</b>	<b>64,926</b>	<b>69,544</b>	<b>63,543</b>	<b>60,631</b>
Baltimore City	67,291	57,475	64,926	69,544	63,543	60,631

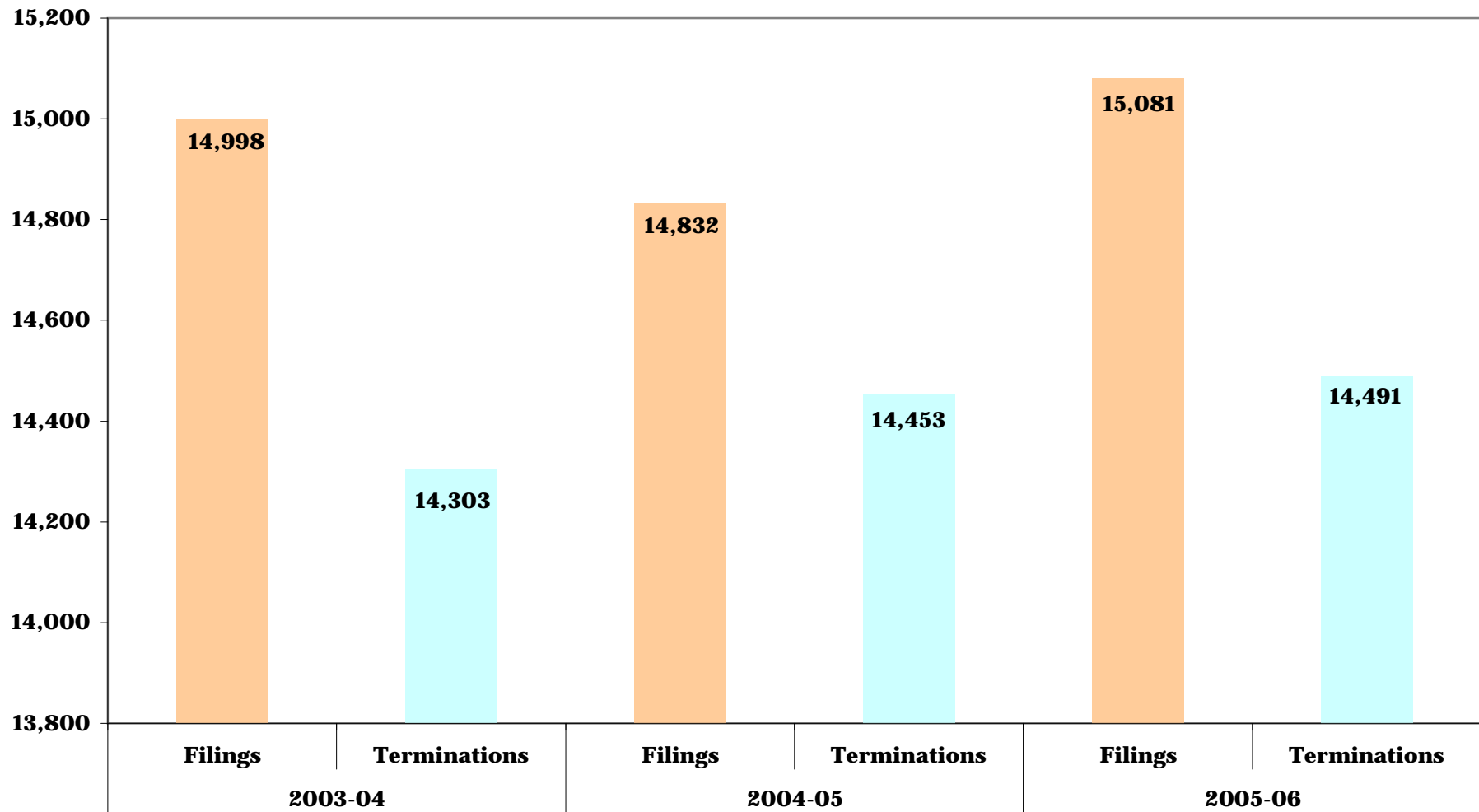
	2003-04		2004-05		2005-06	
	Filings	Terminations	Filings	Terminations	Filings	Terminations
<b>STATE TOTALS</b>	<b>282,211</b>	<b>256,698</b>	<b>278,083</b>	<b>279,263</b>	<b>278,511</b>	<b>264,482</b>

**CHART CC-2.1  
CIRCUIT COURT**

**1st CIRCUIT  
Dorchester, Somerset, Wicomico and Worcester Counties**

**ALL CASES: FILINGS AND TERMINATIONS**

**3 Year Comparative Data: Fiscal Years 2004 - 2006**

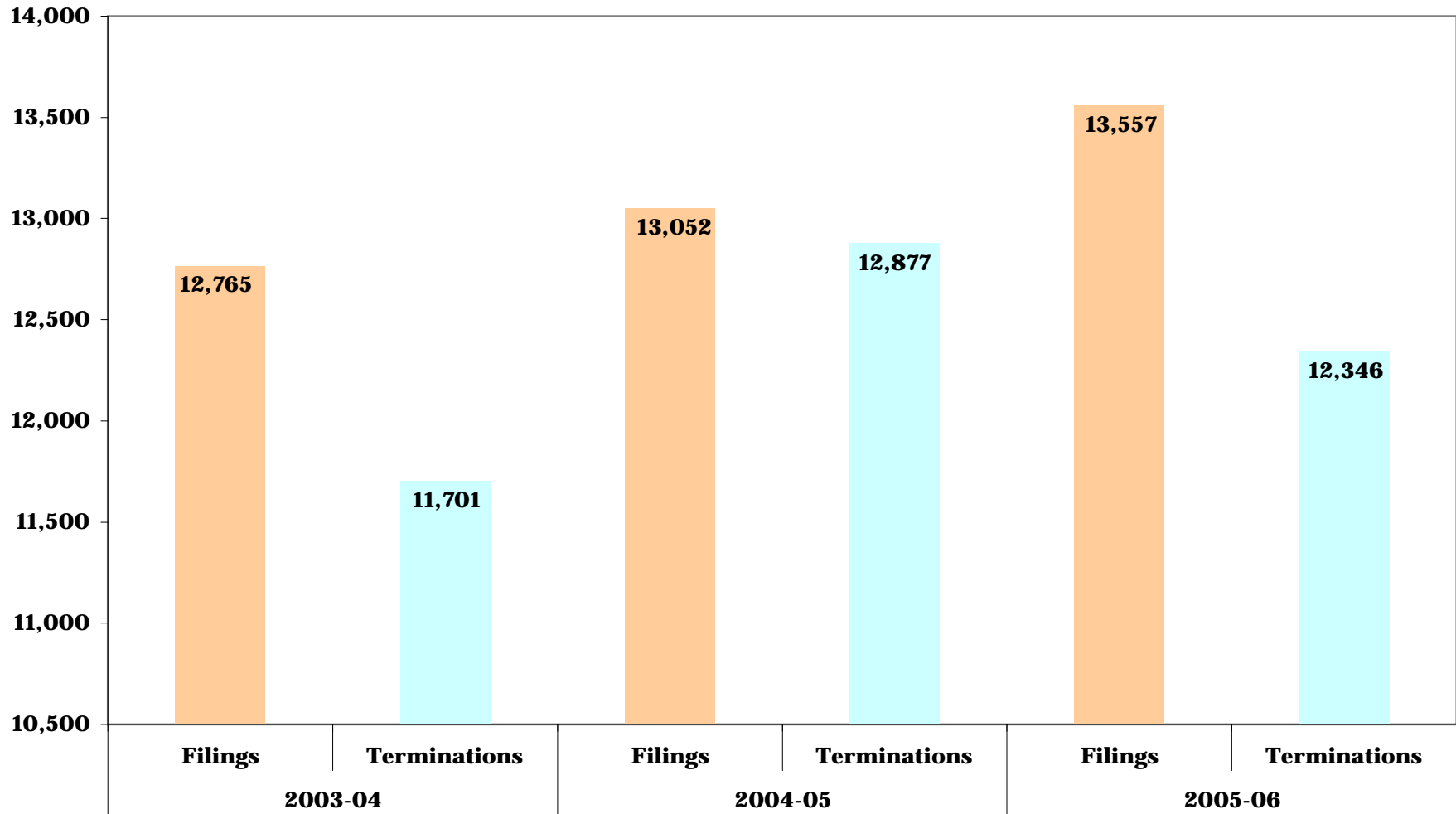


**CHART CC-2.2  
CIRCUIT COURT**

**2nd CIRCUIT  
Caroline, Cecil, Kent, Queen Anne's and Talbot Counties**

**ALL CASES: FILINGS AND TERMINATIONS**

**3 Year Comparative Data: Fiscal Years 2004 - 2006**

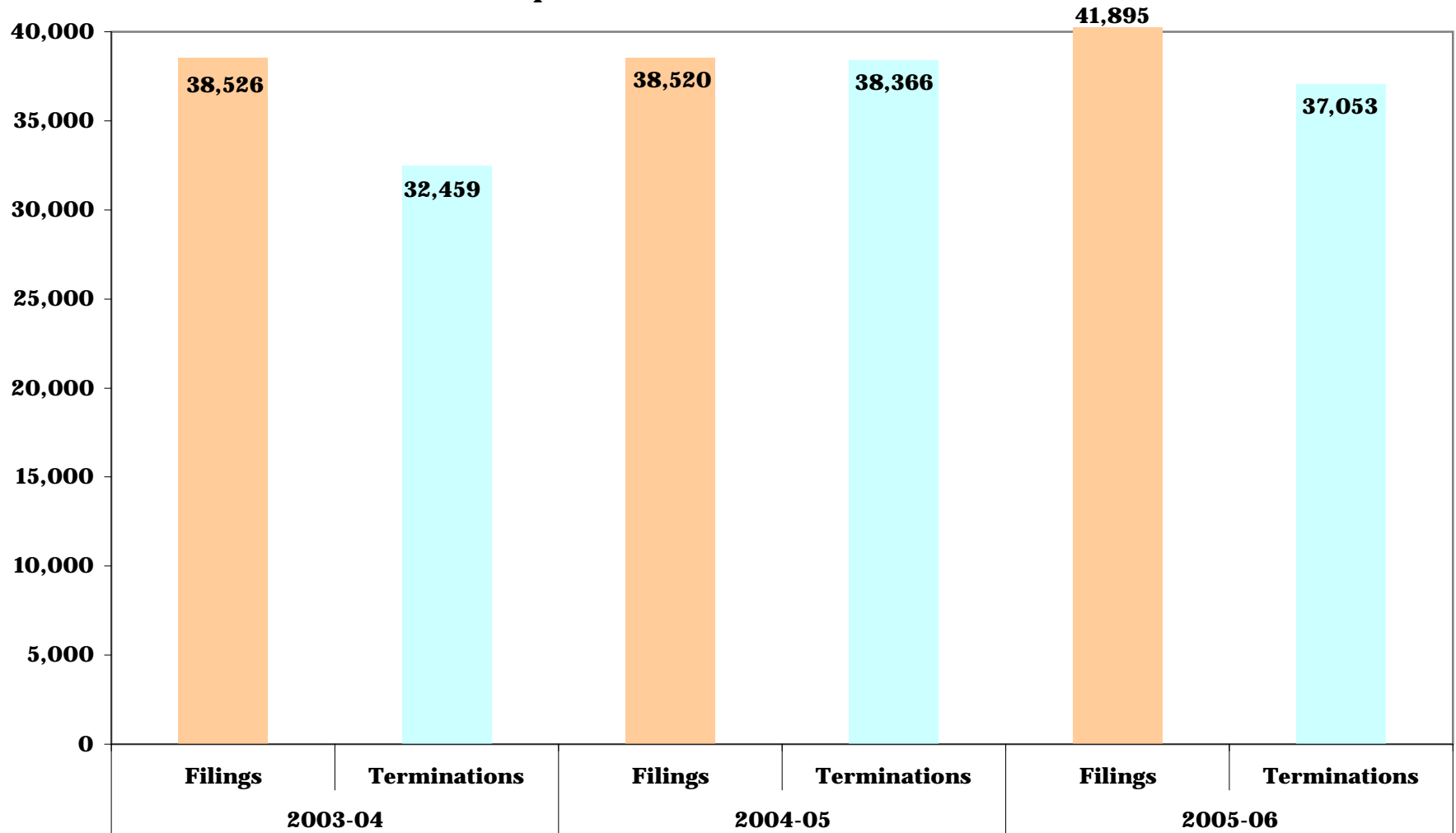


**CHART CC-2.3  
CIRCUIT COURT**

**3rd CIRCUIT  
Baltimore and Harford Counties**

**ALL CASES: FILINGS AND TERMINATIONS**

**3 Year Comparative Data: Fiscal Years 2004 - 2006**



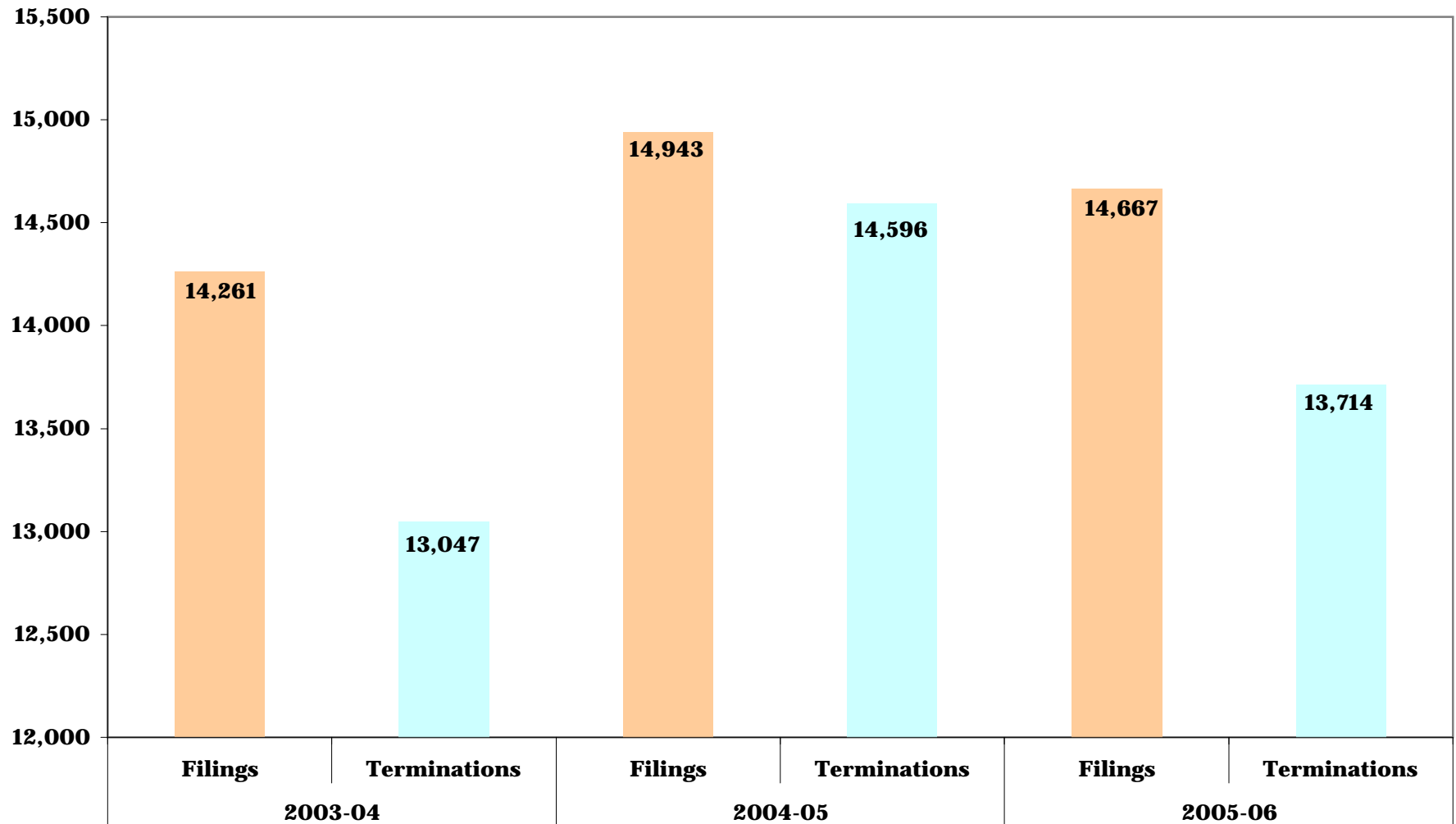


**CHART CC-2.4  
CIRCUIT COURT**

**4th CIRCUIT  
Allegany, Garrett and Washington Counties**

**ALL CASES: FILINGS AND TERMINATIONS**

**3 Year Comparative Data: Fiscal Years 2004 - 2006**

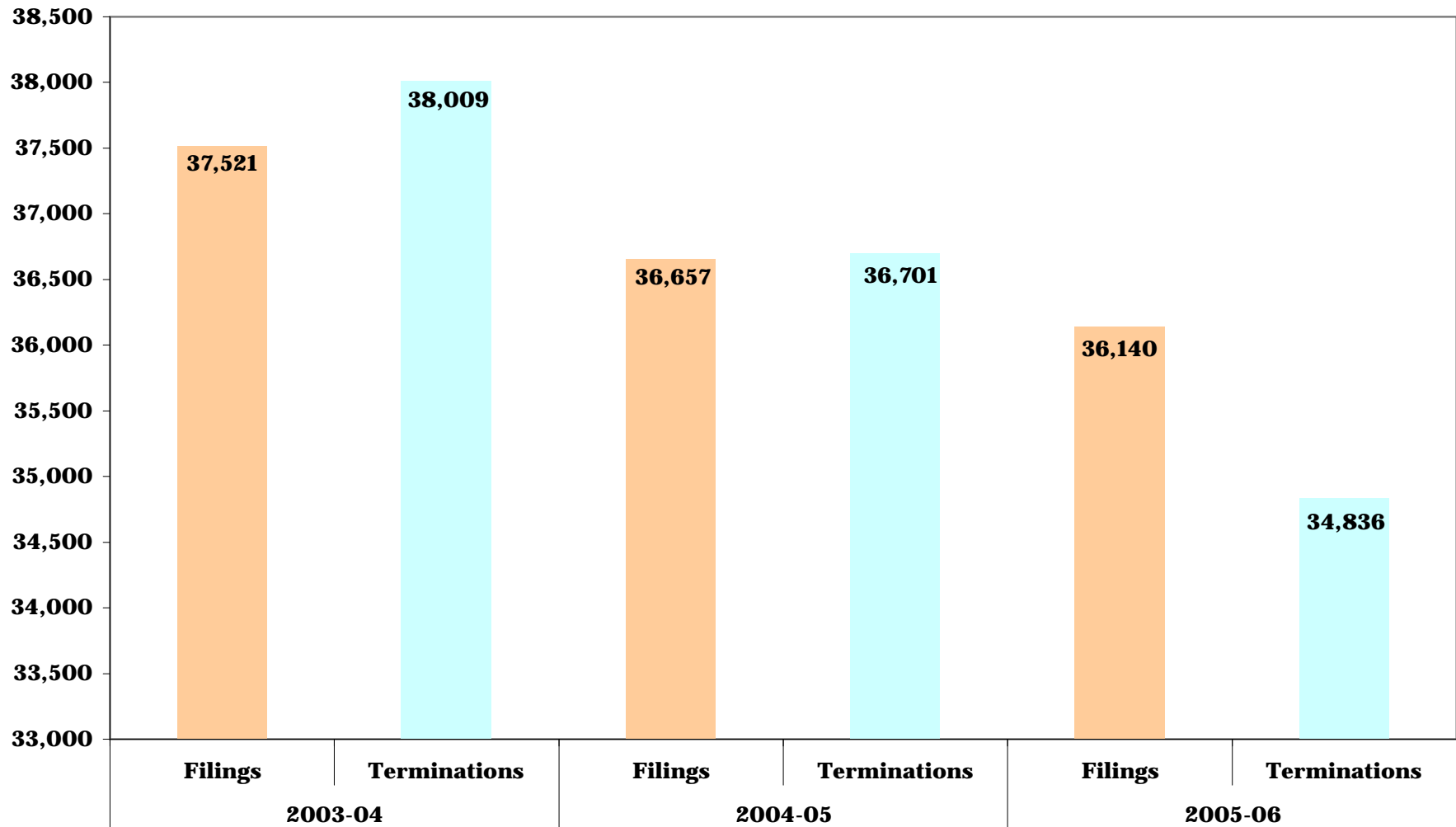


**CHART CC-2.5  
CIRCUIT COURT**

**5th CIRCUIT  
Anne Arundel, Carroll and Howard Counties**

**ALL CASES: FILINGS AND TERMINATIONS**

**3 Year Comparative Data: Fiscal Years 2004 - 2006**

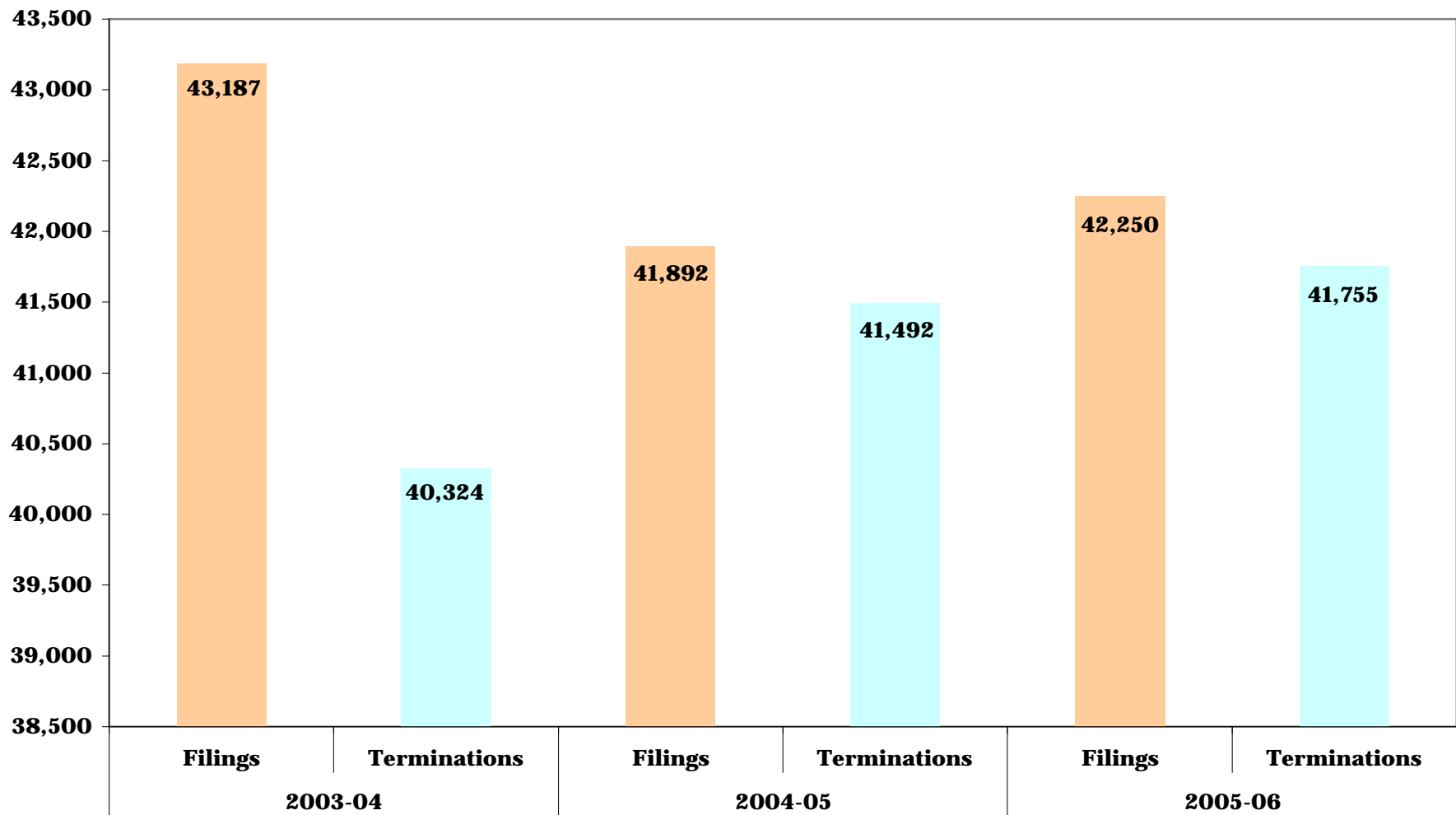


**CHART CC-2.6  
CIRCUIT COURT**

**6th CIRCUIT  
Frederick and Montgomery Counties**

**ALL CASES: FILINGS AND TERMINATIONS**

**3 Year Comparative Data: Fiscal Years 2004 - 2006**

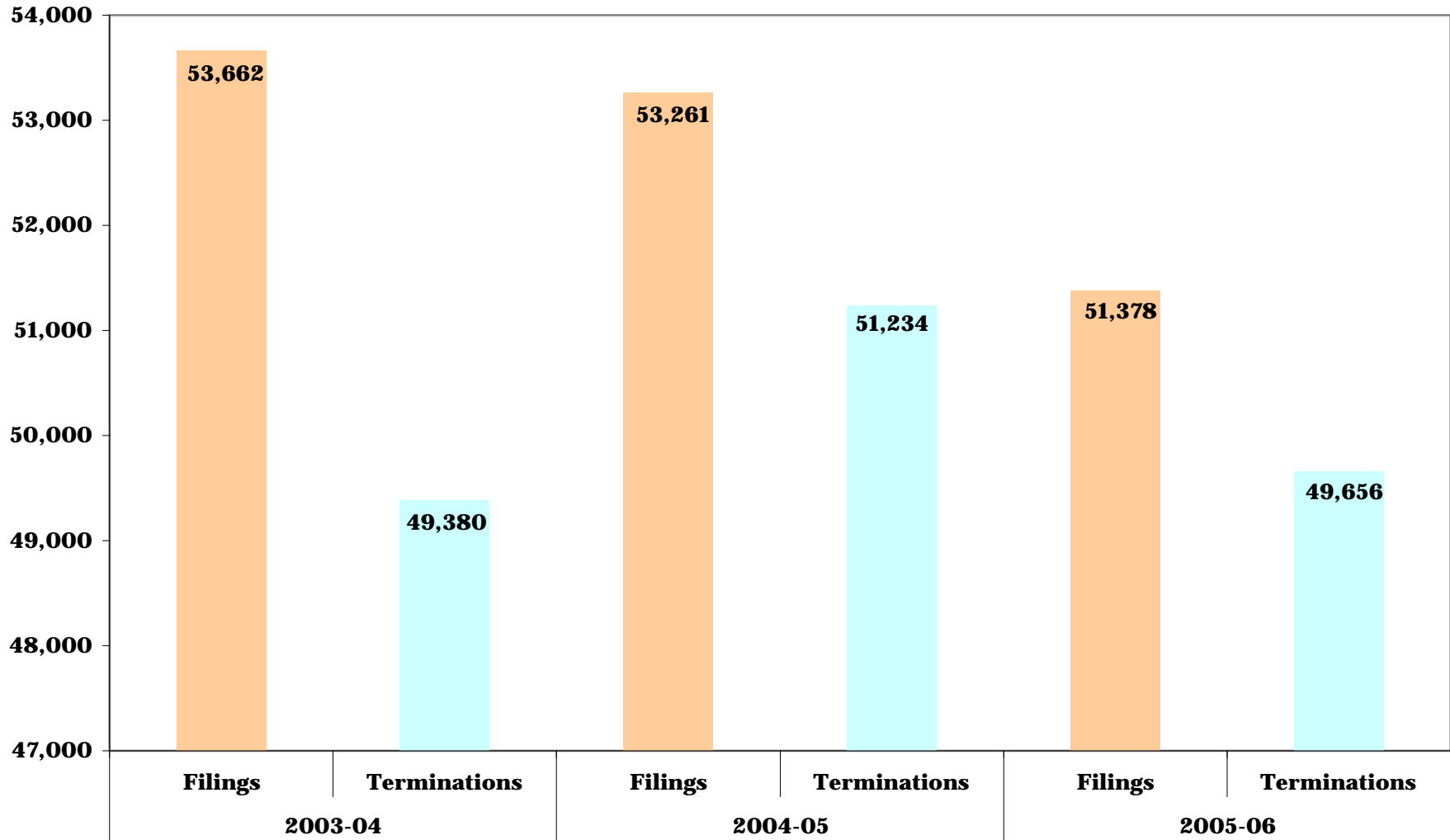


**CHART CC-2.7  
CIRCUIT COURT**

**7th CIRCUIT  
Calvert, Charles, Prince George's and St. Mary's Counties**

**ALL CASES: FILINGS AND TERMINATIONS**

**3 Year Comparative Data: Fiscal Years 2004 - 2006**

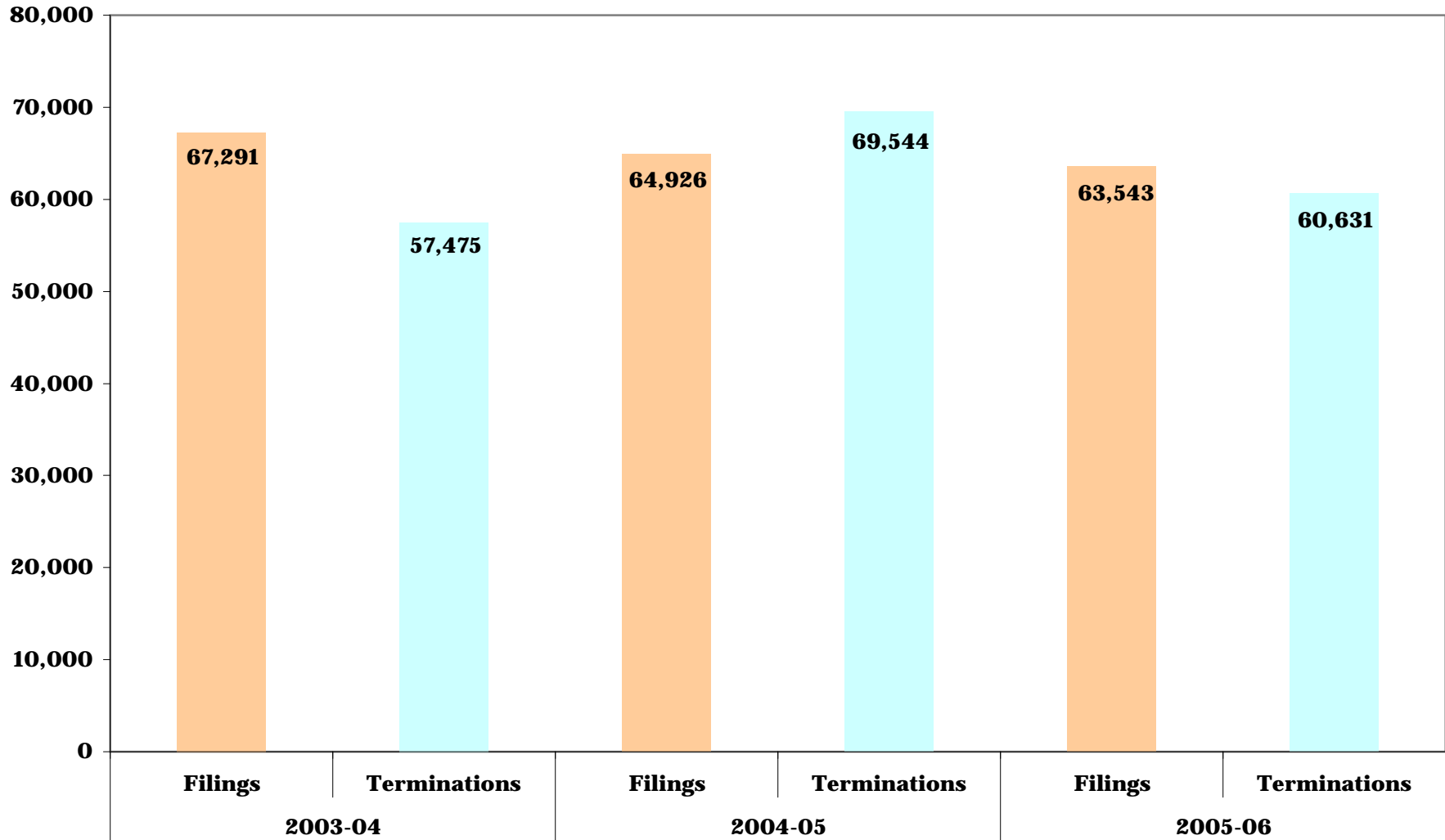


**CHART CC-2.8  
CIRCUIT COURT**

**8th CIRCUIT  
Baltimore City**

**ALL CASES: FILINGS AND TERMINATIONS**

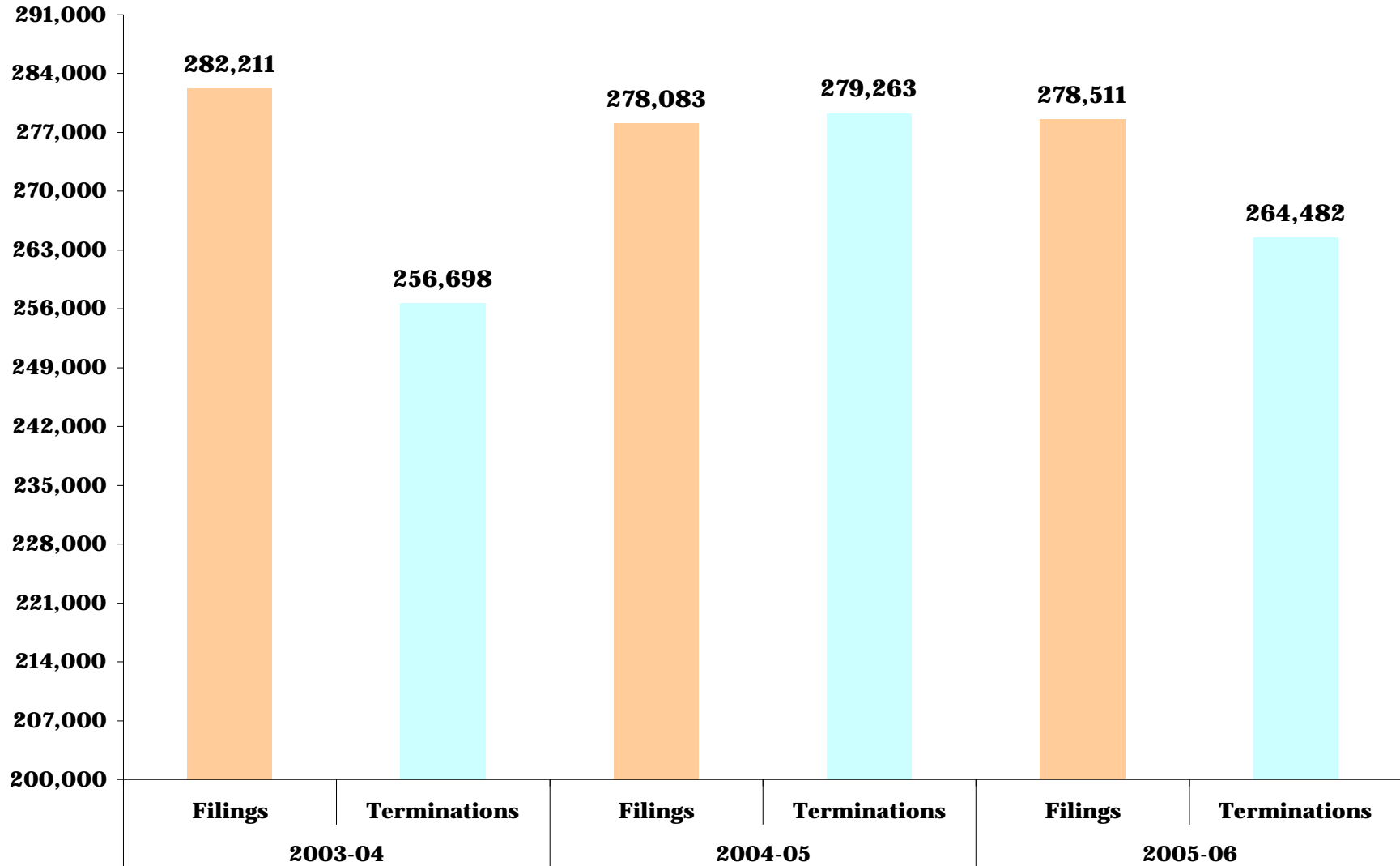
**3 Year Comparative Data: Fiscal Years 2004 - 2006**



**CHART CC-2.9  
CIRCUIT COURT**

**STATE TOTAL  
ALL CASES: FILINGS AND TERMINATIONS**

**3 Year Comparative Data: Fiscal Years 2004 - 2006**



**TABLE CC-3.1  
CIRCUIT COURT**

**CIVIL-GENERAL:  
COMPARATIVE FILINGS IN THE CIRCUIT COURTS  
Fiscal Years 2005 - 2006**

	<b>2005</b>	<b>2006</b>	<b>Percent Change</b>
<b>First Circuit</b>	<b>2,598</b>	<b>2,638</b>	<b>1.5</b>
Dorchester	352	420	19.3
Somerset	385	358	-7.0
Wicomico	823	833	1.2
Worcester	1,038	1,027	-1.1

	<b>2005</b>	<b>2006</b>	<b>Percent Change</b>
<b>Second Circuit</b>	<b>2,477</b>	<b>2,595</b>	<b>4.8</b>
Caroline	271	283	4.4
Cecil	1,176	1,277	8.6
Kent	203	201	-1.0
Queen Anne's	501	487	-2.8
Talbot	326	347	6.4

	<b>2005</b>	<b>2006</b>	<b>Percent Change</b>
<b>Third Circuit</b>	<b>10,381</b>	<b>10,182</b>	<b>-1.9</b>
Baltimore	8,619	8,534	-1.0
Harford	1,762	1,648	-6.5

	<b>2005</b>	<b>2006</b>	<b>Percent Change</b>
<b>Fourth Circuit</b>	<b>2,440</b>	<b>2,262</b>	<b>-7.3</b>
Allegany	1,109	983	-11.4
Garrett	298	279	-6.4
Washington	1,033	1,000	-3.2

**CIVIL-GENERAL COMPARATIVE FILINGS, page 2**

	<b>2005</b>	<b>2006</b>	<b>Percent Change</b>
<b>Fifth Circuit</b>	<b>9,134</b>	<b>8,943</b>	<b>-2.1</b>
Anne Arundel	5,973	5,696	-4.6
Carroll	1,251	1,318	5.4
Howard	1,910	1,929	1.0

	<b>2005</b>	<b>2006</b>	<b>Percent Change</b>
<b>Sixth Circuit</b>	<b>14,576</b>	<b>13,702</b>	<b>-6.0</b>
Frederick	1,501	1,418	-5.5
Montgomery	13,075	12,284	-6.0

	<b>2005</b>	<b>2006</b>	<b>Percent Change</b>
<b>Seventh Circuit</b>	<b>12,772</b>	<b>11,791</b>	<b>-7.7</b>
Calvert	732	794	8.5
Charles	1,368	1,216	-11.1
Prince George's	10,017	9,125	-8.9
St. Mary's	655	656	0.2

	<b>2005</b>	<b>2006</b>	<b>Percent Change</b>
<b>Eighth Circuit</b>	<b>17,952</b>	<b>17,471</b>	<b>-2.7</b>
Baltimore City	17,952	17,471	-2.7

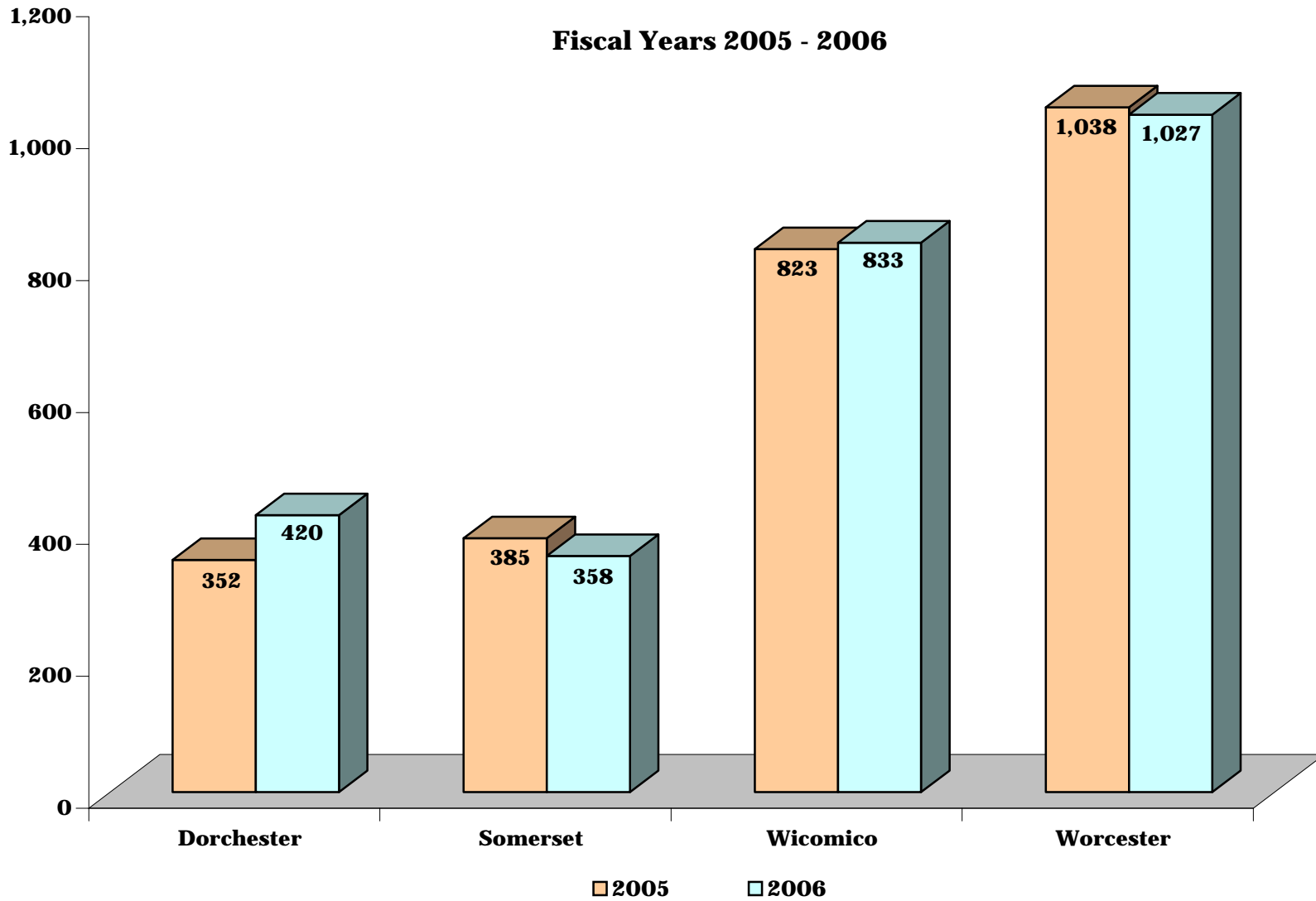
	<b>2005</b>	<b>2006</b>	<b>Percent Change</b>
<b>STATE TOTALS</b>	<b>72,330</b>	<b>69,584</b>	<b>-3.8</b>



**CHART CC-3.1.1  
CIRCUIT COURT**

**1st CIRCUIT  
CIVIL-GENERAL FILINGS**

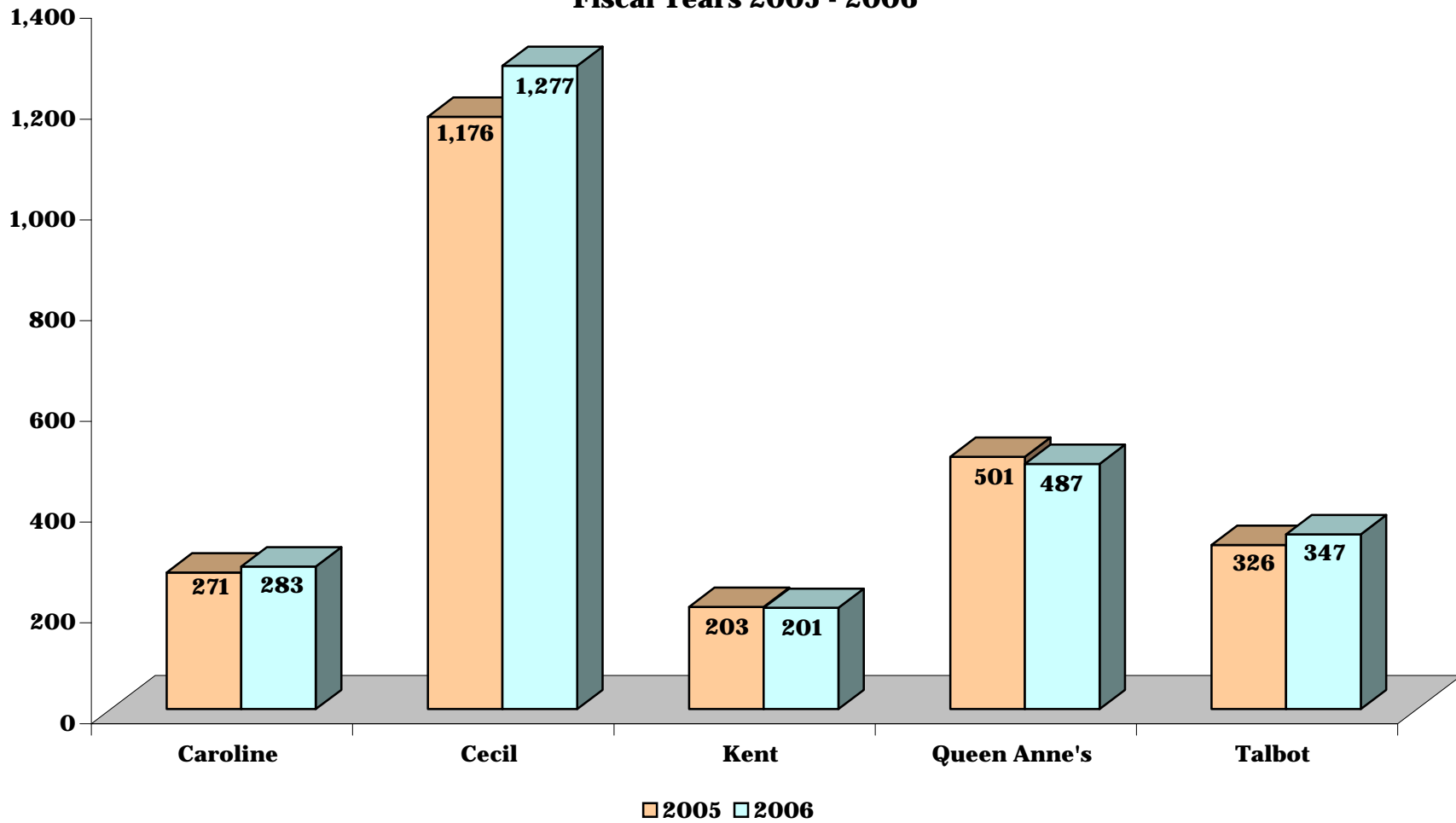
**Fiscal Years 2005 - 2006**



**CHART CC-3.1.2  
CIRCUIT COURT**

**2nd CIRCUIT  
CIVIL-GENERAL FILINGS**

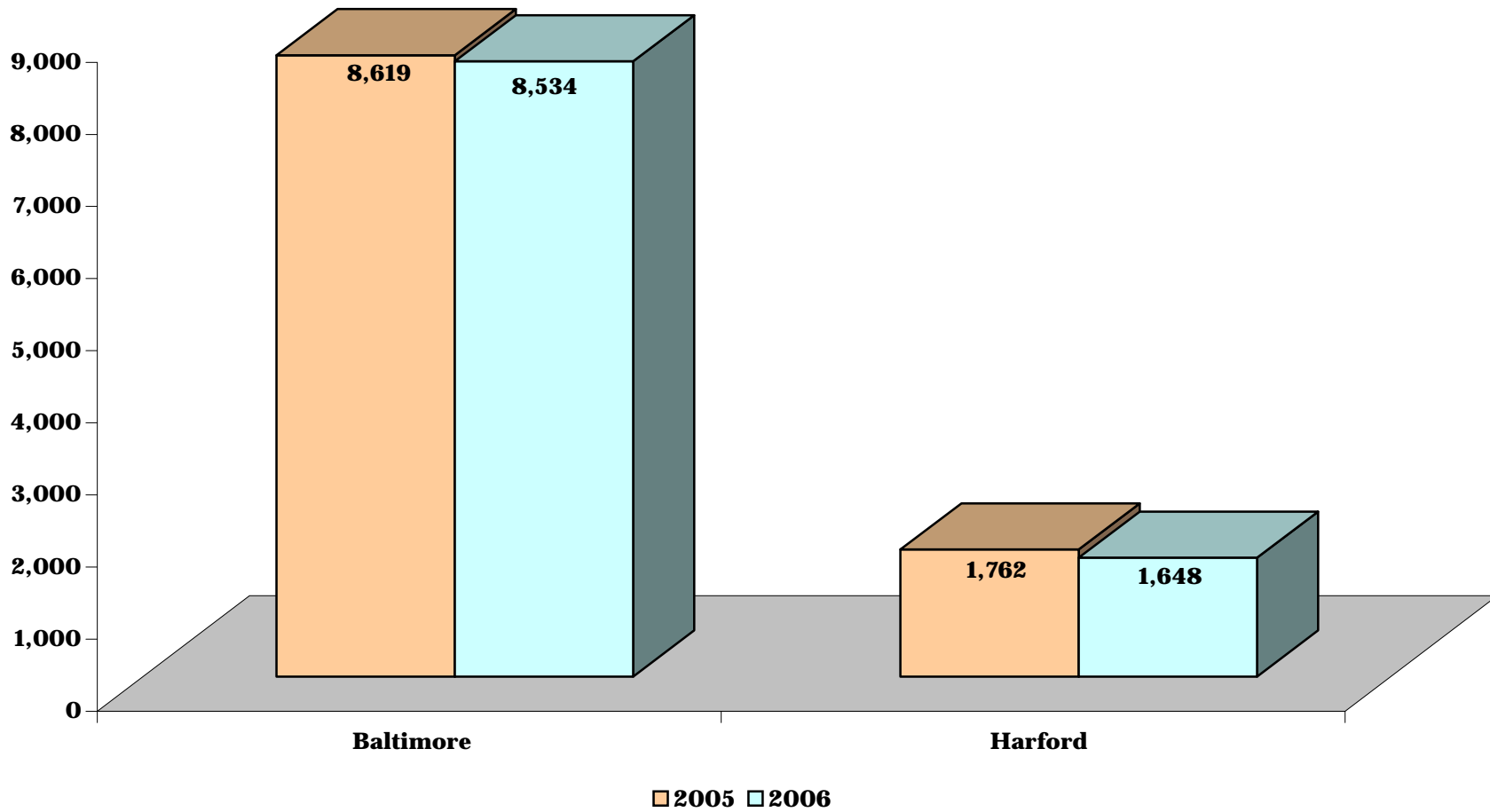
**Fiscal Years 2005 - 2006**



**CHART CC-3.1.3  
CIRCUIT COURT**

**3rd CIRCUIT  
CIVIL-GENERAL FILINGS**

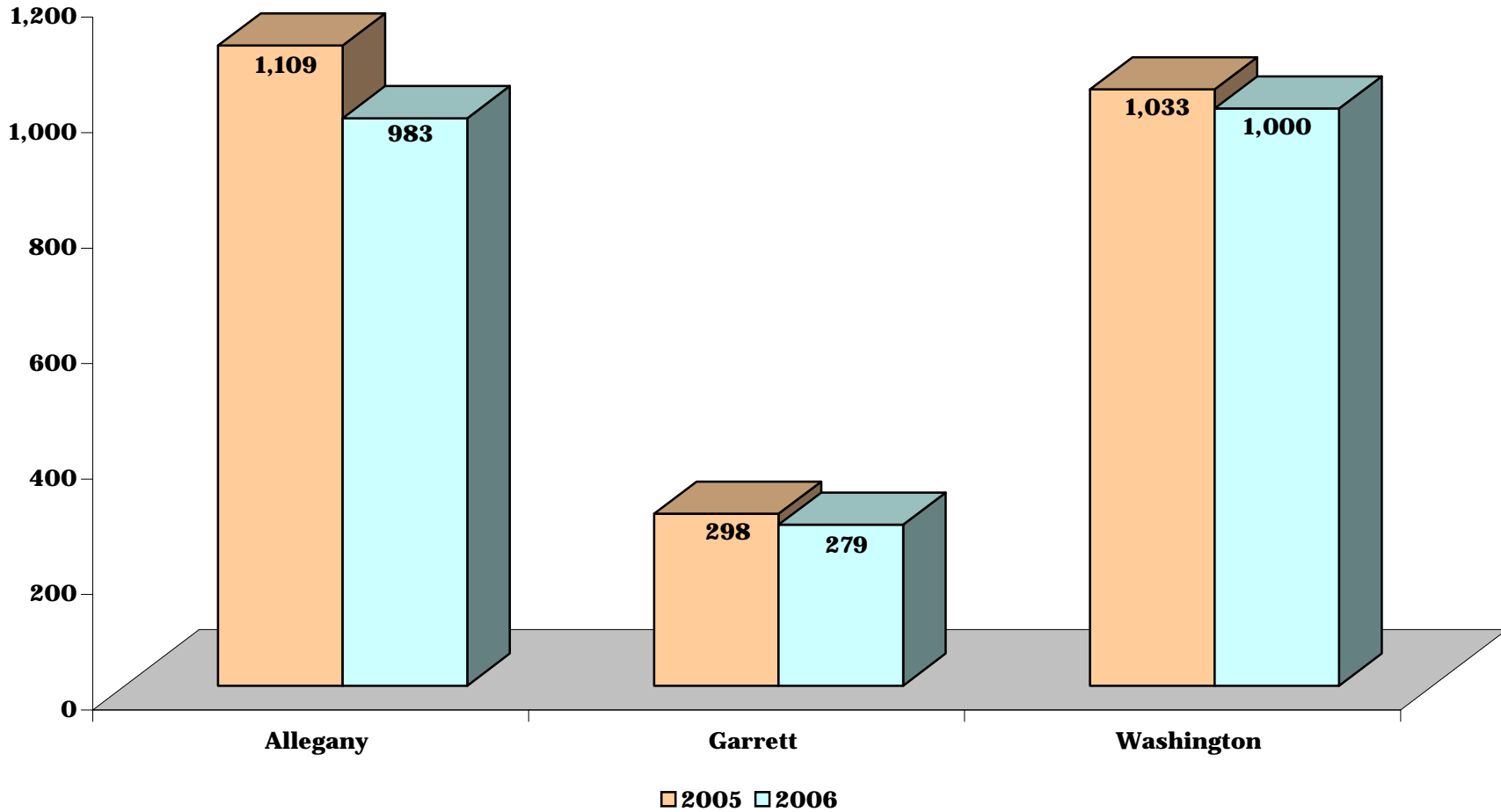
**Fiscal Years 2005 - 2006**



**CHART CC-3.1.4  
CIRCUIT COURT**

**4th CIRCUIT  
CIVIL-GENERAL FILINGS**

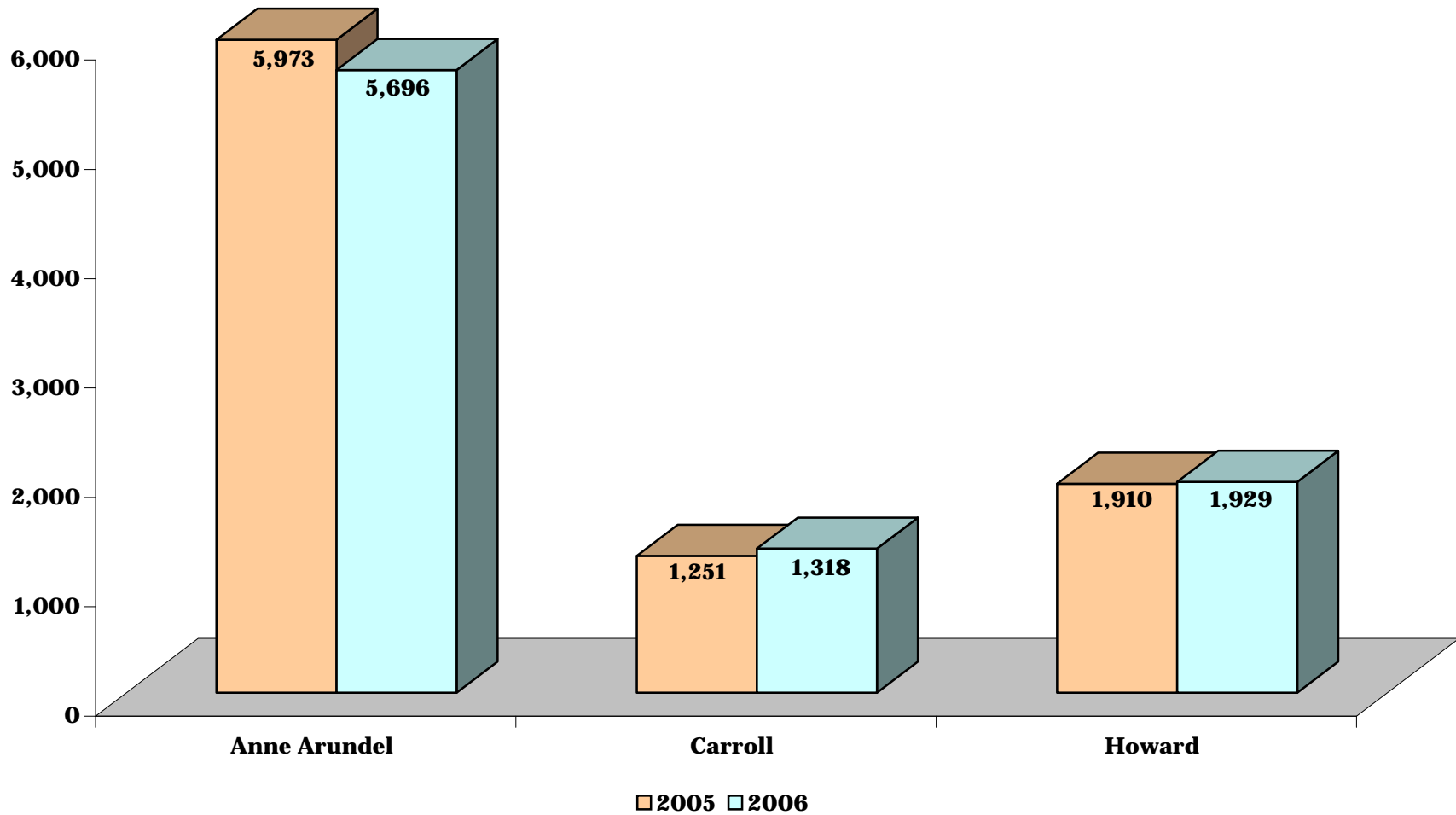
**Fiscal Years 2005 - 2006**



**CHART CC-3.1.5  
CIRCUIT COURT**

**5th CIRCUIT  
CIVIL-GENERAL FILINGS**

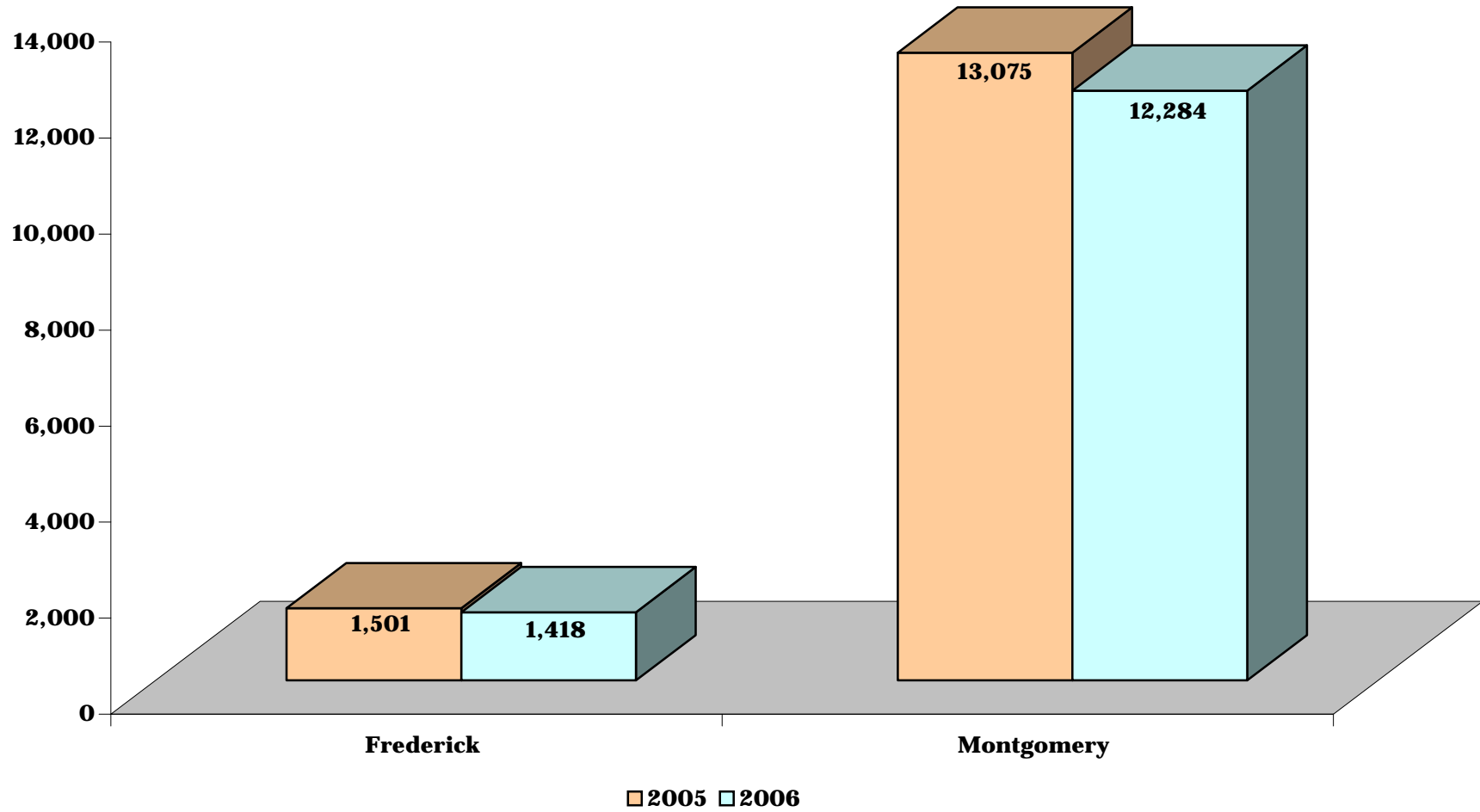
**Fiscal Years 2005 - 2006**



**CHART 3.1.6  
CIRCUIT COURT**

**6th CIRCUIT  
CIVIL-GENERAL FILINGS**

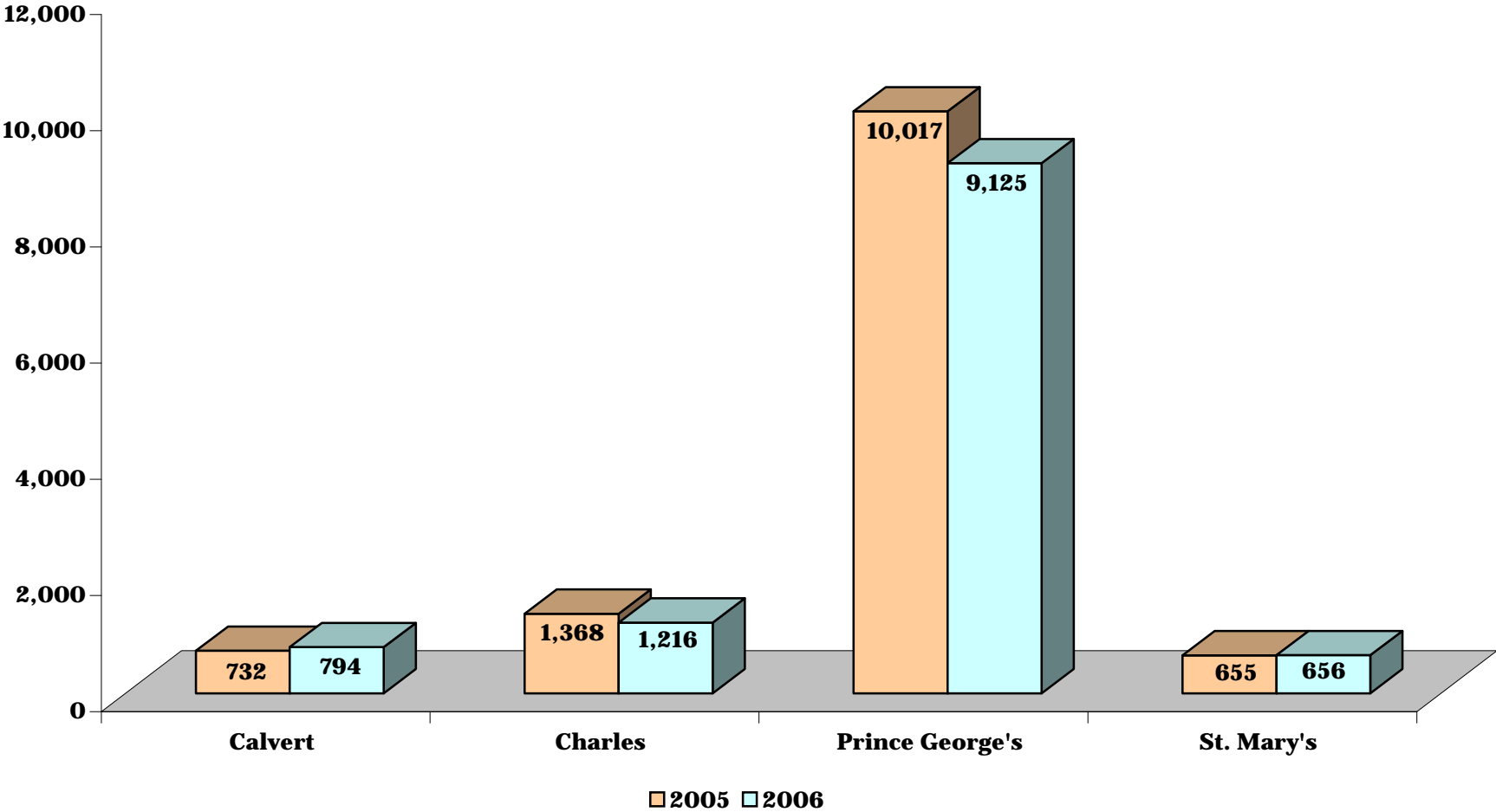
**Fiscal Years 2005 - 2006**



**CHART CC-3.1.7  
CIRCUIT COURT**

**7th CIRCUIT  
CIVIL-GENERAL FILINGS**

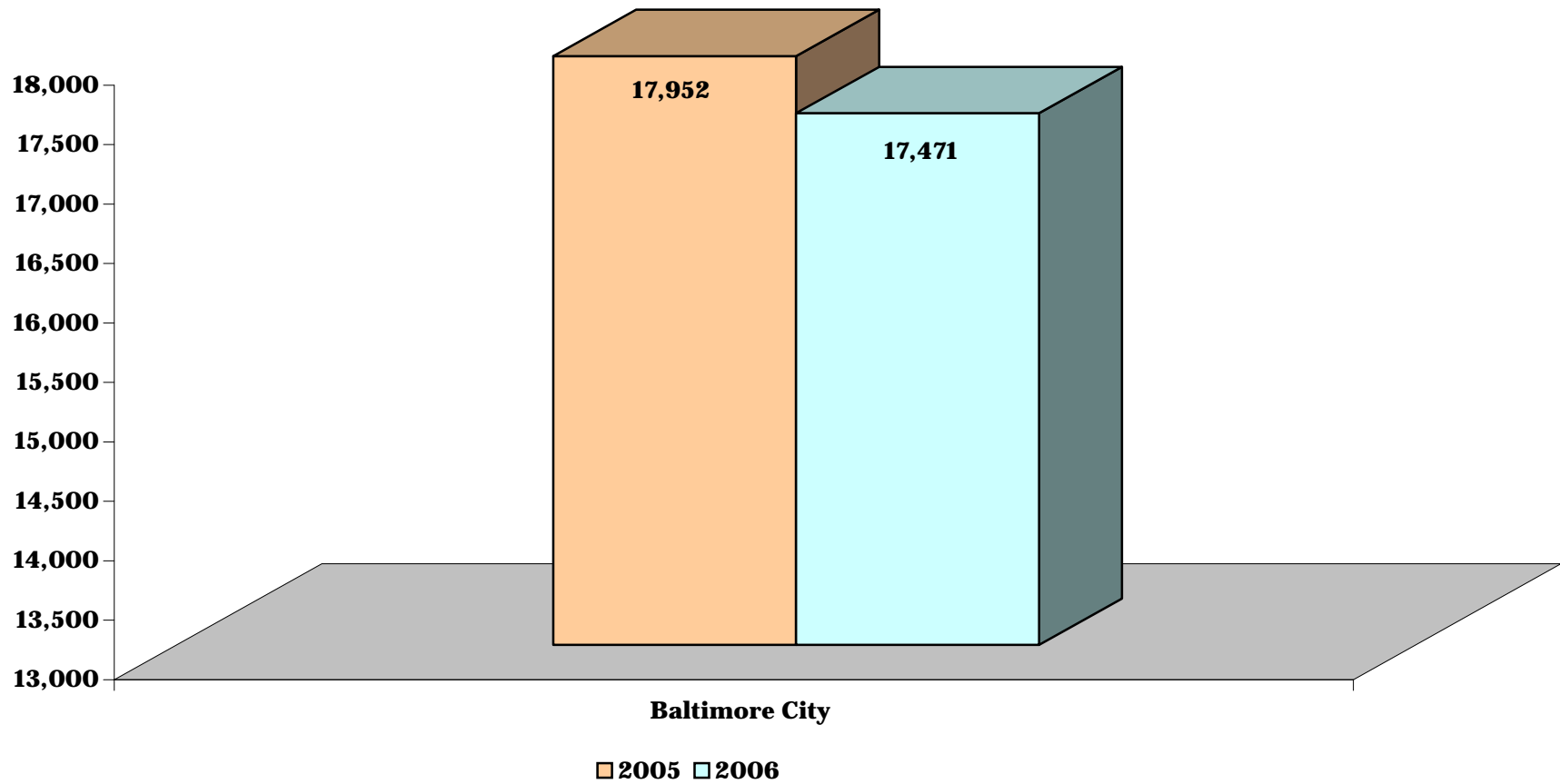
**Fiscal Years 2005 - 2006**



**CHART CC-3.1.8  
CIRCUIT COURT**

**8th CIRCUIT  
CIVIL-GENERAL FILINGS**

**Fiscal Years 2005 - 2006**

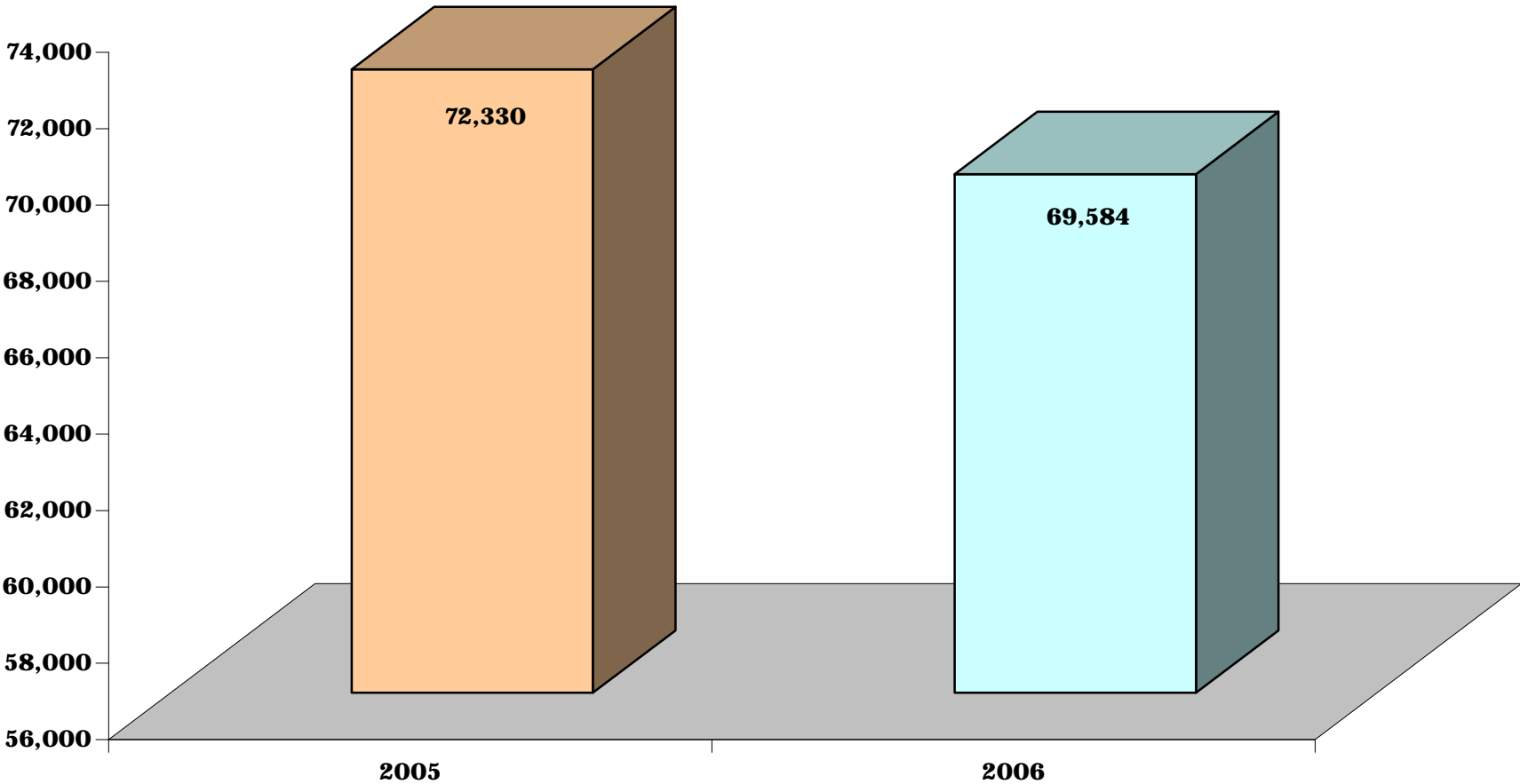




**CHART CC-3.1.9  
CIRCUIT COURT**

**STATE TOTALS  
CIVIL-GENERAL FILINGS**

**Fiscal Years 2005 - 2006**



**TABLE CC-3.2  
CIRCUIT COURT**

**CIVIL-FAMILY:  
COMPARATIVE FILINGS IN THE CIRCUIT COURTS  
Fiscal Years 2005 - 2006**

	<b>2005</b>	<b>2006</b>	<b>Percent Change</b>
<b>First Circuit</b>	<b>5,932</b>	<b>5,890</b>	<b>-0.7</b>
Dorchester	1,018	992	-2.6
Somerset	1,117	1,181	5.7
Wicomico	2,000	2,069	3.5
Worcester	1,797	1,648	-8.3

	<b>2005</b>	<b>2006</b>	<b>Percent Change</b>
<b>Second Circuit</b>	<b>5,518</b>	<b>5,602</b>	<b>1.5</b>
Caroline	971	1,056	8.8
Cecil	2,718	2,583	-5.0
Kent	556	520	-6.5
Queen Anne's	547	694	26.9
Talbot	726	749	3.2

	<b>2005</b>	<b>2006</b>	<b>Percent Change</b>
<b>Third Circuit</b>	<b>13,371</b>	<b>13,836</b>	<b>3.5</b>
Baltimore	9,245	9,184	-0.7
Harford	4,126	4,652	12.7

	<b>2005</b>	<b>2006</b>	<b>Percent Change</b>
<b>Fourth Circuit</b>	<b>7,018</b>	<b>7,125</b>	<b>1.5</b>
Allegany	1,796	1,912	6.5
Garrett	617	583	-5.5
Washington	4,605	4,630	0.5

**CIVIL-FAMILY COMPARATIVE FILINGS, page 2**

	<b>2005</b>	<b>2006</b>	<b>Percent Change</b>
<b>Fifth Circuit</b>	<b>12,057</b>	<b>11,713</b>	<b>-2.9</b>
Anne Arundel	7,593	7,399	-2.6
Carroll	2,038	1,984	-2.6
Howard	2,426	2,330	-4.0

	<b>2005</b>	<b>2006</b>	<b>Percent Change</b>
<b>Sixth Circuit</b>	<b>14,416</b>	<b>14,763</b>	<b>2.4</b>
Frederick	3,302	3,320	0.5
Montgomery	11,114	11,443	3.0

	<b>2005</b>	<b>2006</b>	<b>Percent Change</b>
<b>Seventh Circuit</b>	<b>22,000</b>	<b>22,307</b>	<b>1.4</b>
Calvert	2,869	2,944	2.6
Charles	3,114	3,013	-3.2
Prince George's	13,995	14,221	1.6
St. Mary's	2,022	2,129	5.3

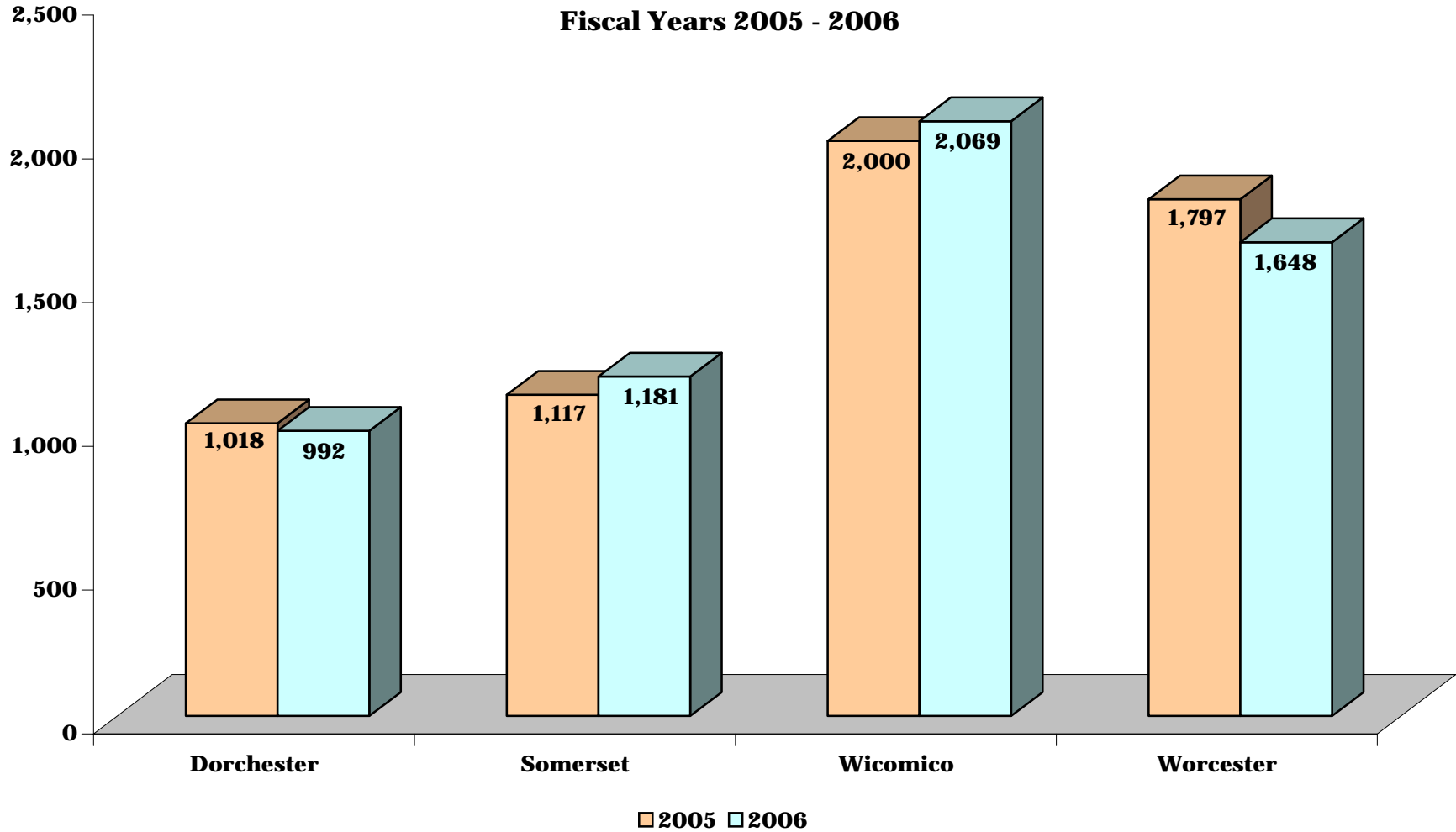
	<b>2005</b>	<b>2006</b>	<b>Percent Change</b>
<b>Eighth Circuit</b>	<b>11,384</b>	<b>11,757</b>	<b>3.3</b>
Baltimore City	11,384	11,757	3.3

	<b>2005</b>	<b>2006</b>	<b>Percent Change</b>
<b>STATE TOTALS</b>	<b>91,696</b>	<b>92,993</b>	<b>1.4</b>

**CHART CC-3.2.1  
CIRCUIT COURT**

**1st CIRCUIT  
CIVIL-FAMILY FILINGS**

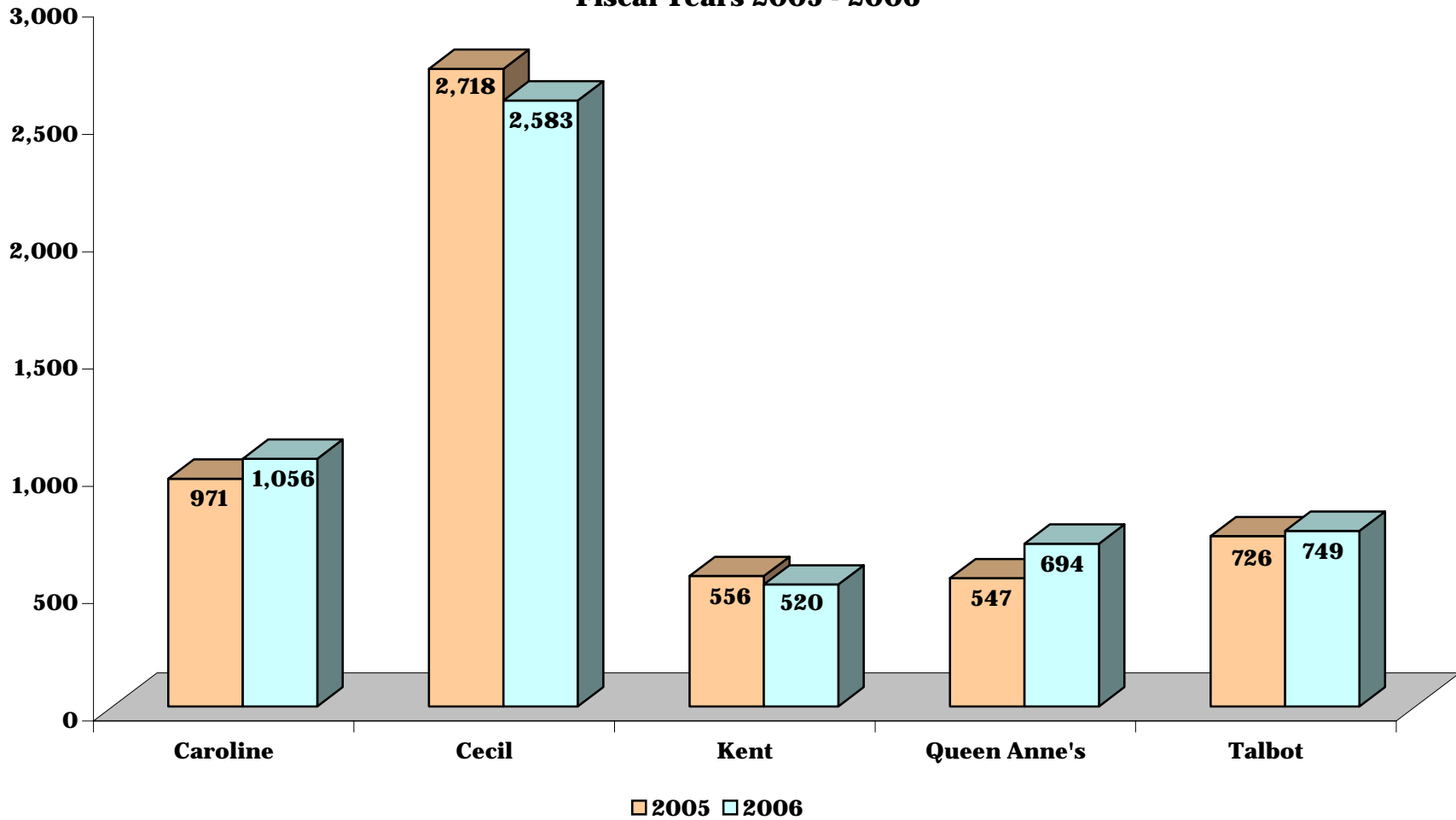
**Fiscal Years 2005 - 2006**



**CHART CC-3.2.2  
CIRCUIT COURT**

**2nd CIRCUIT  
CIVIL-FAMILY FILINGS**

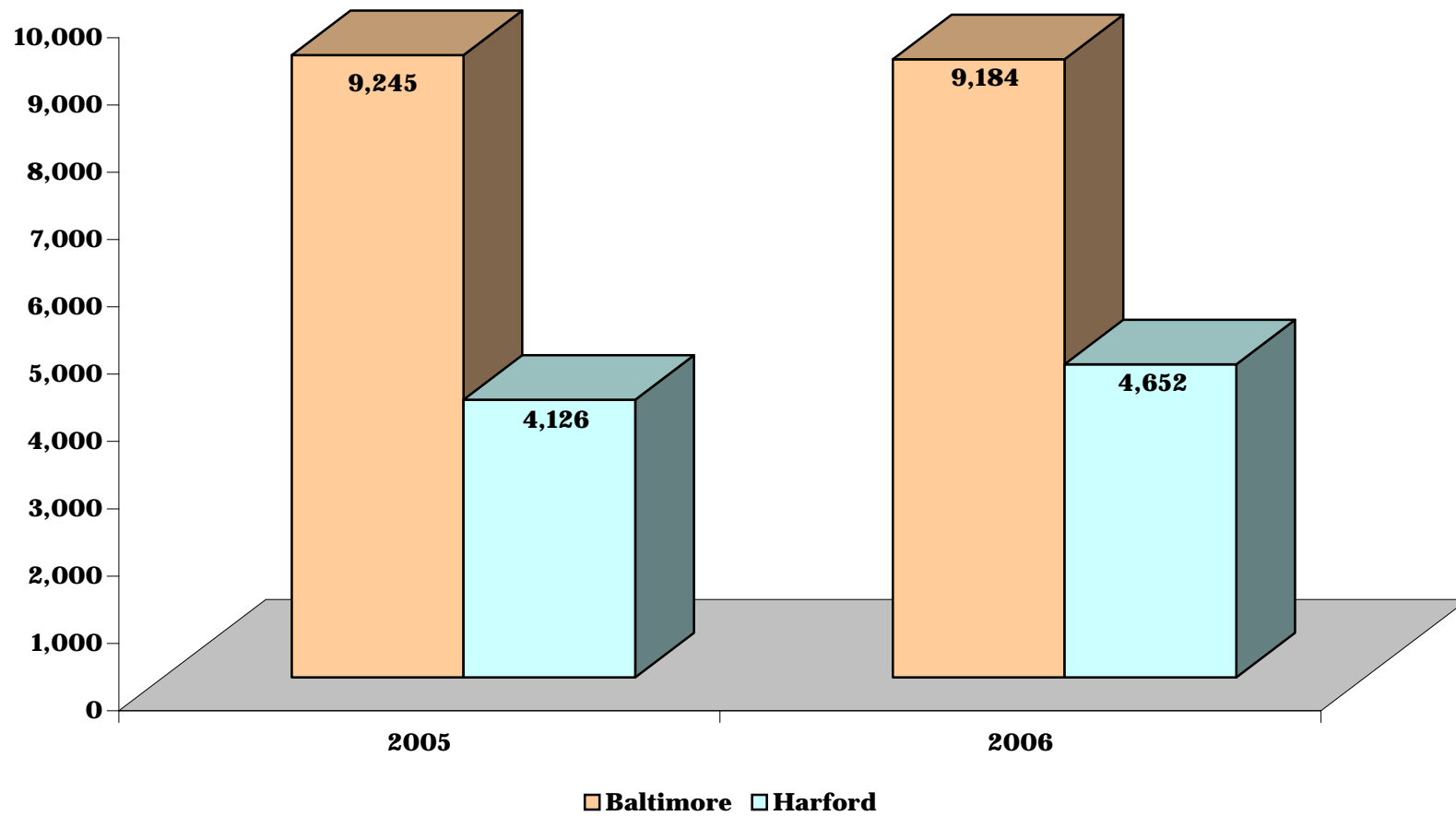
**Fiscal Years 2005 - 2006**



**CHART CC-3.2.3  
CIRCUIT COURT**

**3rd CIRCUIT  
CIVIL-FAMILY FILINGS**

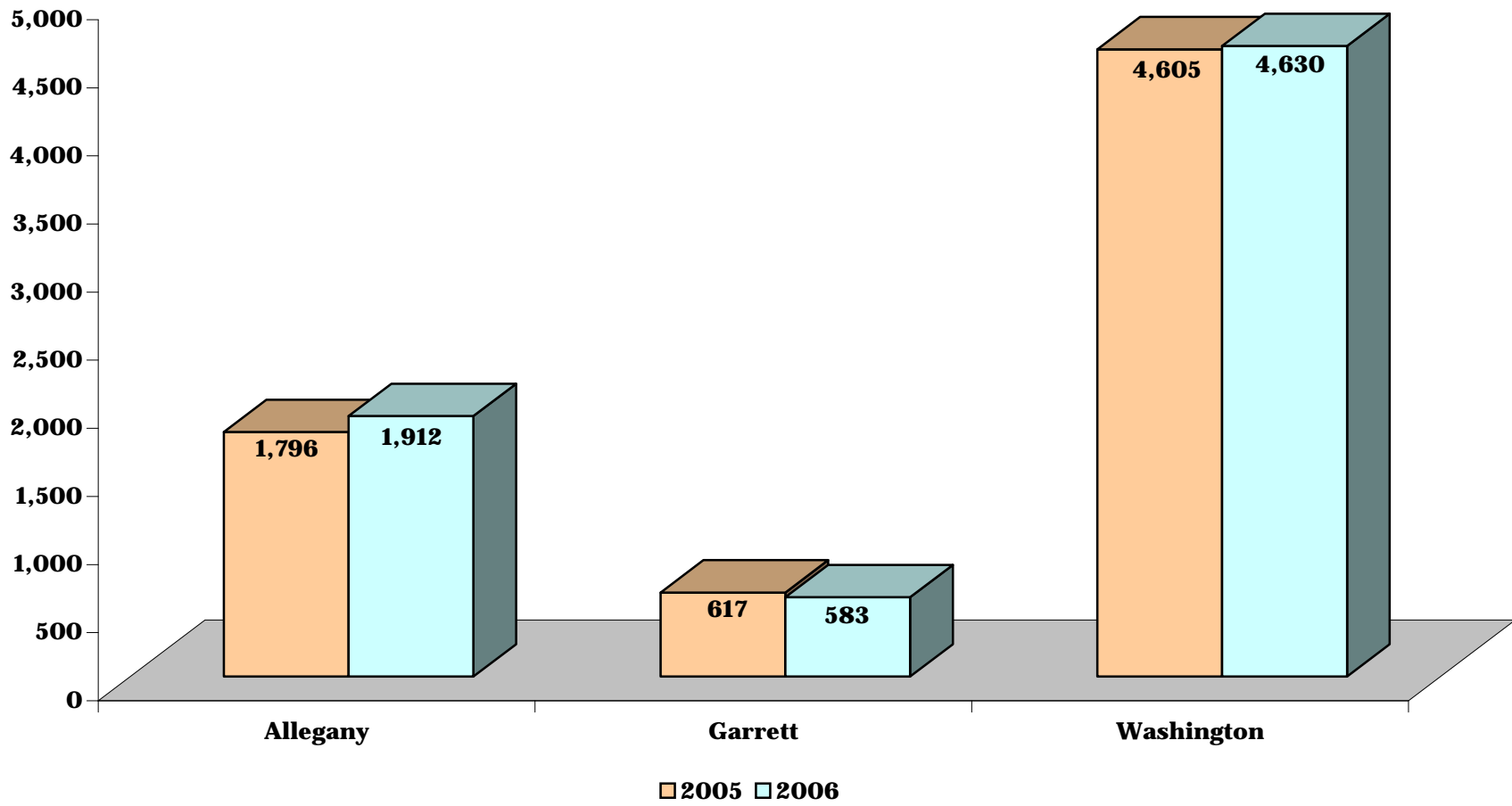
**Fiscal Years 2005 - 2006**



**CHART CC-3.2.4  
CIRCUIT COURT**

**4th CIRCUIT  
CIVIL-FAMILY FILINGS**

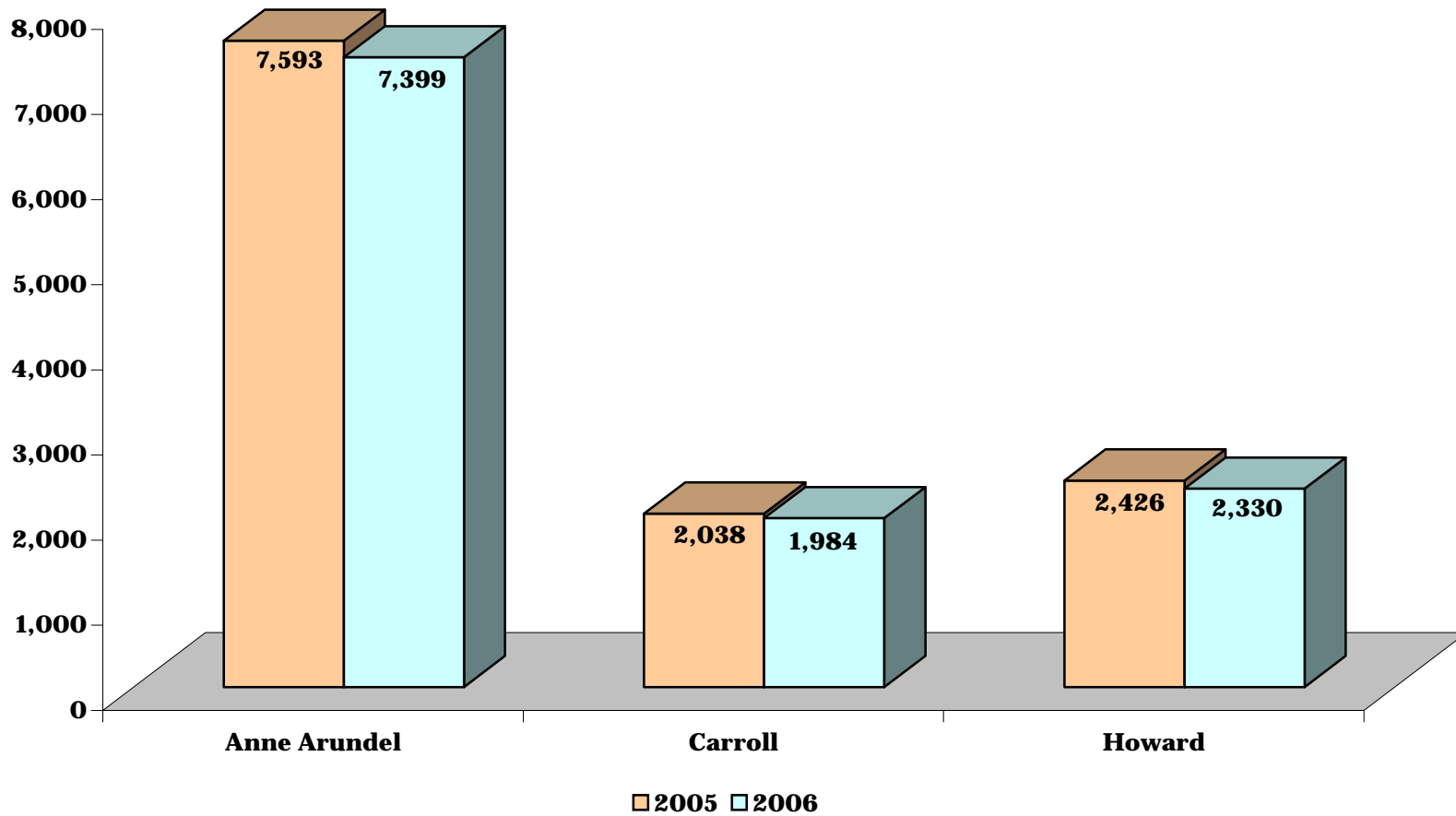
**Fiscal Years 2005 - 2006**



**CHART CC-3.2.5  
CIRCUIT COURT**

**5th CIRCUIT  
CIVIL-FAMILY FILINGS**

**Fiscal Years 2005 - 2006**

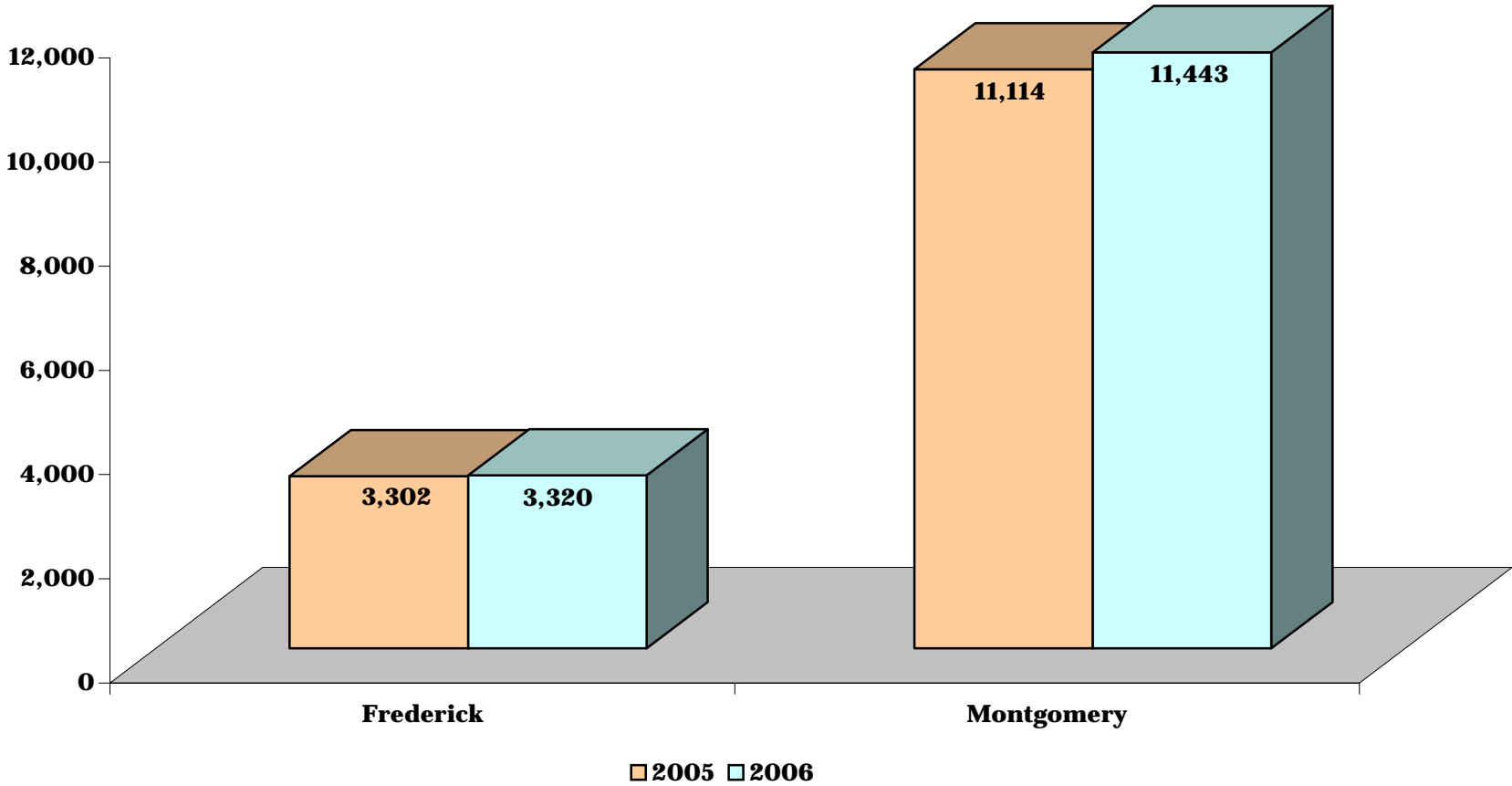




**CHART CC-3.2.6  
CIRCUIT COURT**

**6th CIRCUIT  
CIVIL-FAMILY FILINGS**

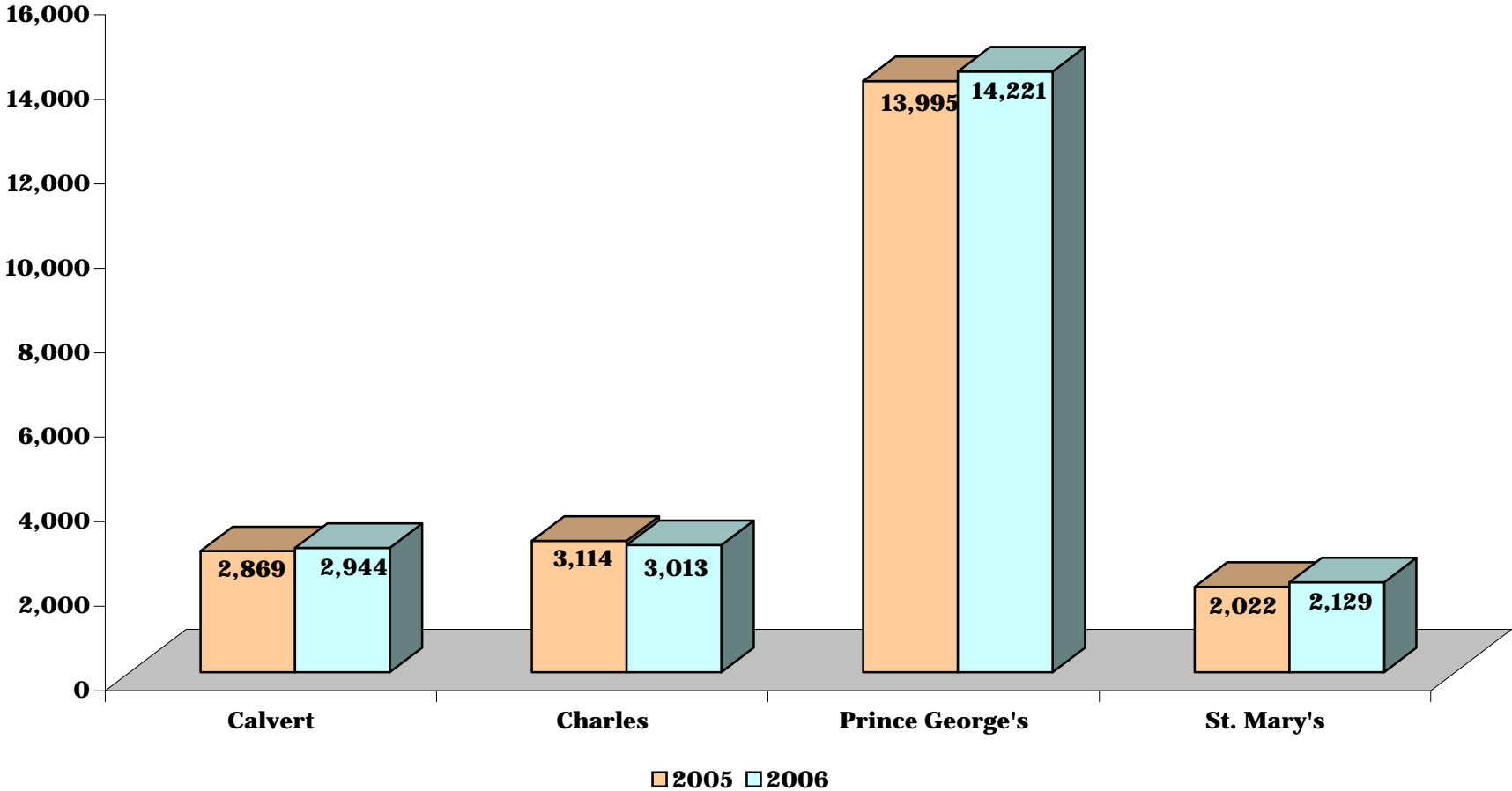
**Fiscal Years 2005 - 2006**



**CHART CC-3.2.7  
CIRCUIT COURT**

**7th CIRCUIT  
CIVIL-FAMILY FILINGS**

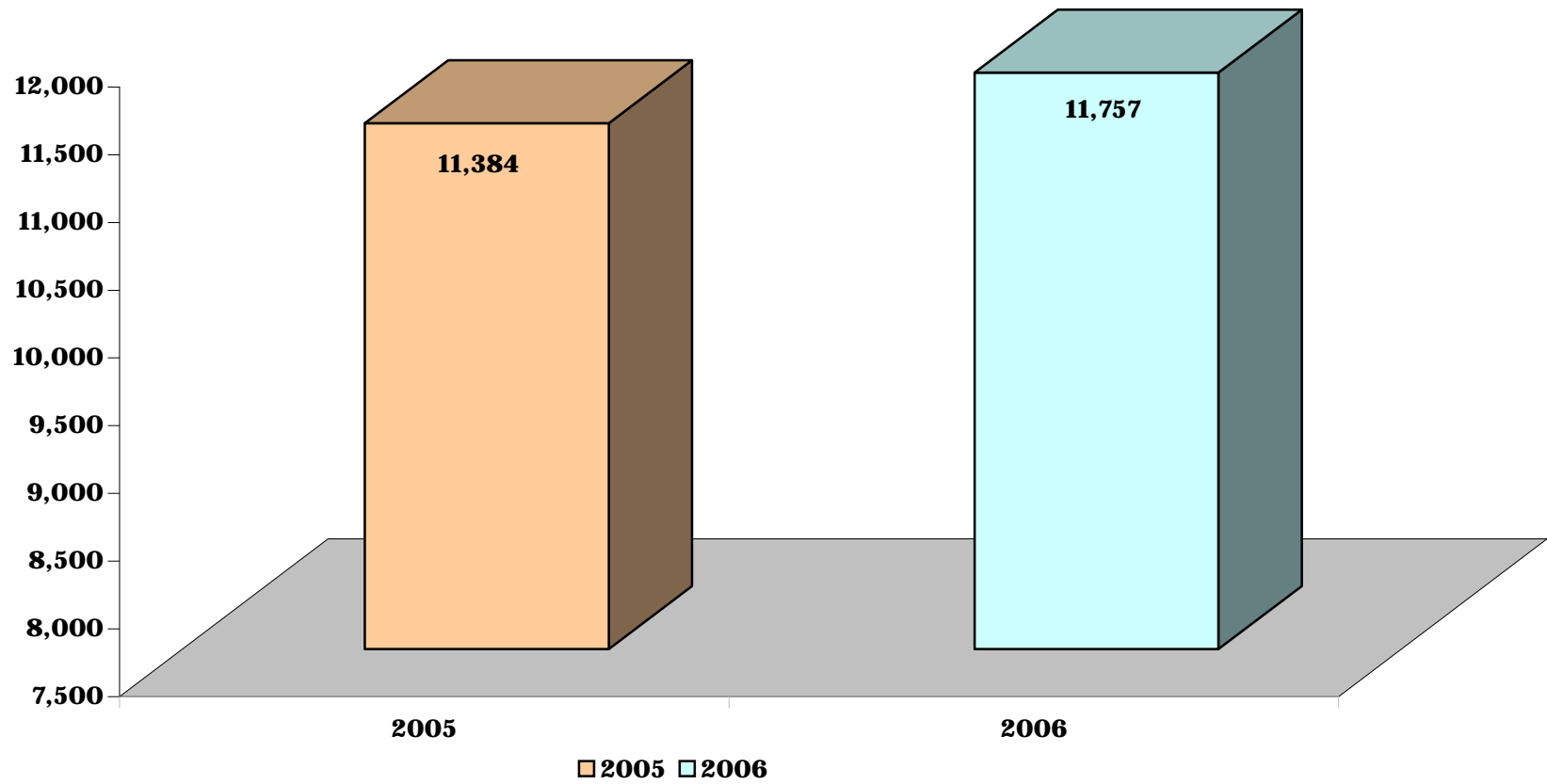
**Fiscal Years 2005 - 2006**



**CHART CC-3.2.8  
CIRCUIT COURT**

**8th CIRCUIT  
CIVIL-FAMILY FILINGS**

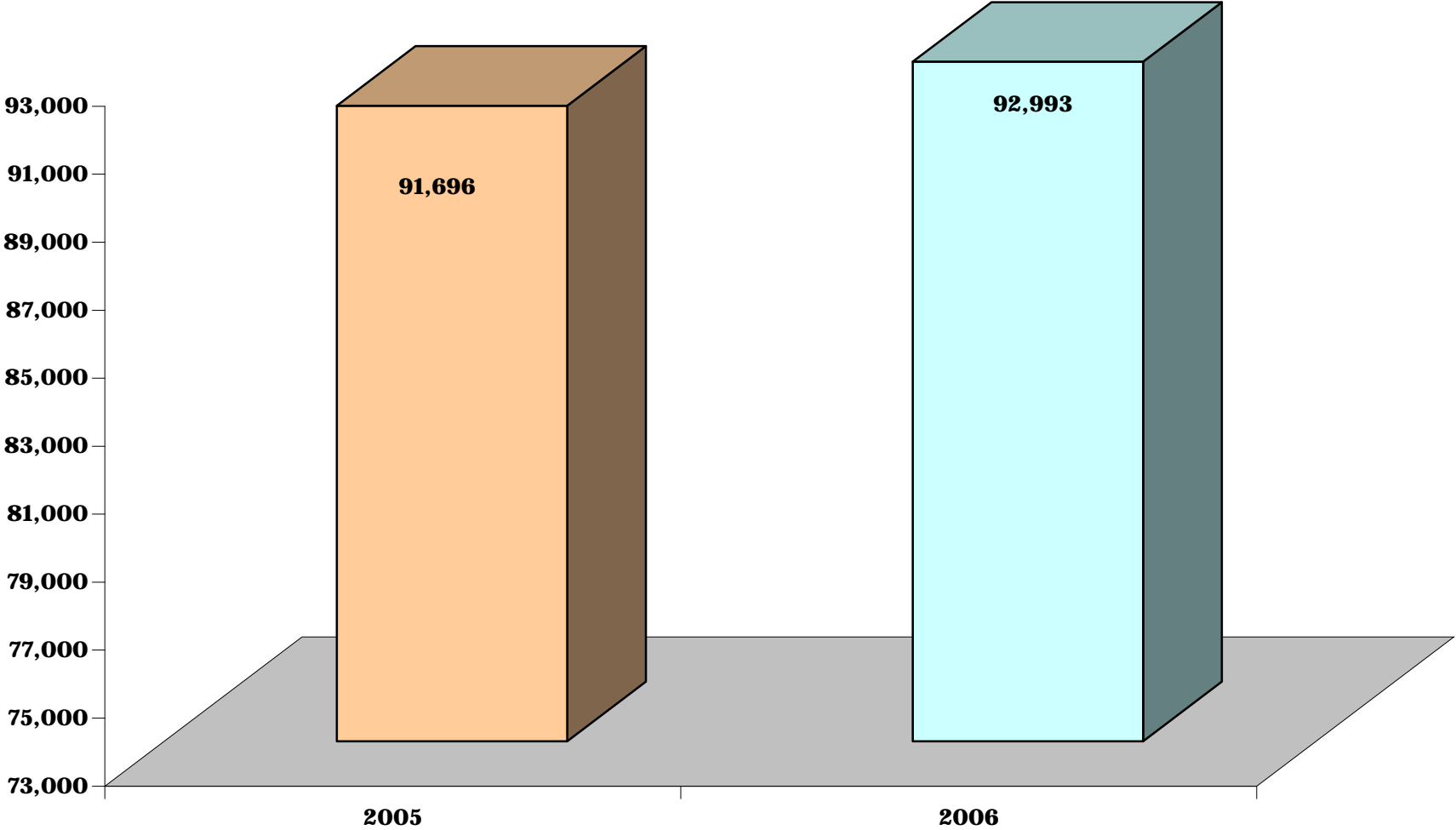
**Fiscal Years 2005 - 2006**



**CHART CC-3.2.9  
CIRCUIT COURT**

**STATE TOTALS  
CIVIL-FAMILY FILINGS**

**Fiscal Years 2005 - 2006**



**TABLE CC-3.3  
CIRCUIT COURT**

**JUVENILE:  
COMPARATIVE FILINGS IN THE CIRCUIT COURTS  
Fiscal Years 2005 - 2006**

	<b>2005</b>	<b>2006</b>	<b>Percent Change</b>
<b>First Circuit</b>	<b>1,247</b>	<b>1,375</b>	<b>10.3</b>
Dorchester	223	216	-3.1
Somerset	108	134	24.1
Wicomico	623	734	17.8
Worcester	293	291	-0.7

	<b>2005</b>	<b>2006</b>	<b>Percent Change</b>
<b>Second Circuit</b>	<b>1,305</b>	<b>1,146</b>	<b>-12.2</b>
Caroline	214	256	19.6
Cecil	439	417	-5.0
Kent	127	97	-23.6
Queen Anne's	211	217	2.8
Talbot	314	159	-49.4

	<b>2005</b>	<b>2006</b>	<b>Percent Change</b>
<b>Third Circuit</b>	<b>5,128</b>	<b>5,814</b>	<b>13.4</b>
Baltimore	4,244	4,885	15.1
Harford	884	929	5.1

	<b>2005</b>	<b>2006</b>	<b>Percent Change</b>
<b>Fourth Circuit</b>	<b>1,900</b>	<b>1,450</b>	<b>-23.7</b>
Allegany	333	332	-0.3
Garrett	93	91	-2.2
Washington	1,474	1,027	-30.3

**JUVENILE COMPARATIVE FILINGS, page 2**

	<b>2005</b>	<b>2006</b>	<b>Percent Change</b>
<b>Fifth Circuit</b>	<b>4,524</b>	<b>3,895</b>	<b>-13.9</b>
Anne Arundel	2,510	2,157	-14.1
Carroll	1,059	906	-14.4
Howard	955	832	-12.9

	<b>2005</b>	<b>2006</b>	<b>Percent Change</b>
<b>Sixth Circuit</b>	<b>5,290</b>	<b>5,171</b>	<b>-2.2</b>
Frederick	954	893	-6.4
Montgomery	4,336	4,278	-1.3

	<b>2005</b>	<b>2006</b>	<b>Percent Change</b>
<b>Seventh Circuit</b>	<b>5,100</b>	<b>6,414</b>	<b>25.8</b>
Calvert	688	549	-20.2
Charles	1,305	964	-26.1
Prince George's	2,578	4,487	74.0
St. Mary's	529	414	-21.7

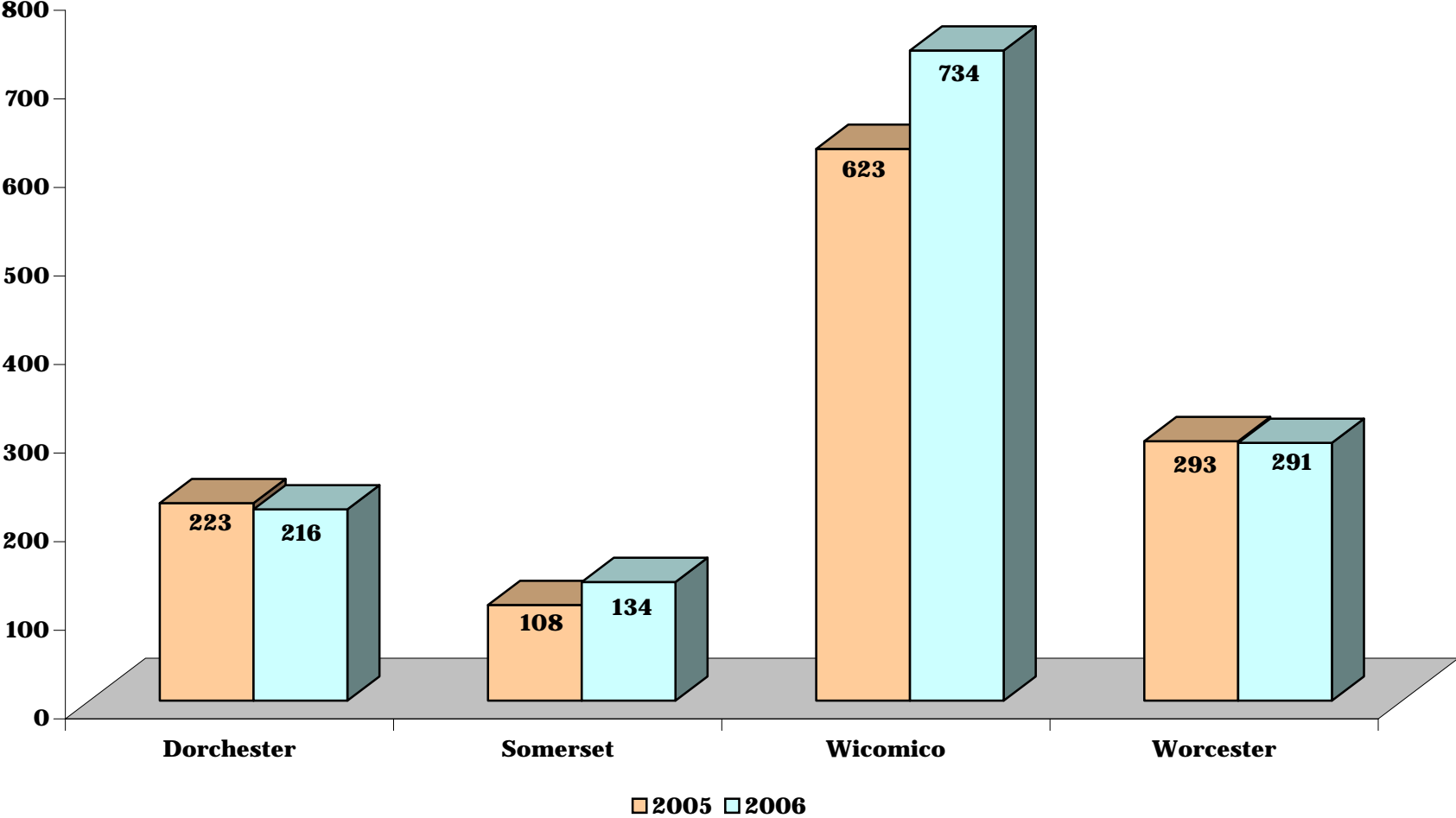
	<b>2005</b>	<b>2006</b>	<b>Percent Change</b>
<b>Eighth Circuit</b>	<b>9,800</b>	<b>9,716</b>	<b>-0.9</b>
Baltimore City	9,800	9,716	-0.9

	<b>2005</b>	<b>2006</b>	<b>Percent Change</b>
<b>STATE TOTALS</b>	<b>34,294</b>	<b>34,981</b>	<b>2.0</b>

**CHART CC-3.3.1  
CIRCUIT COURT**

**1st CIRCUIT  
JUVENILE FILINGS**

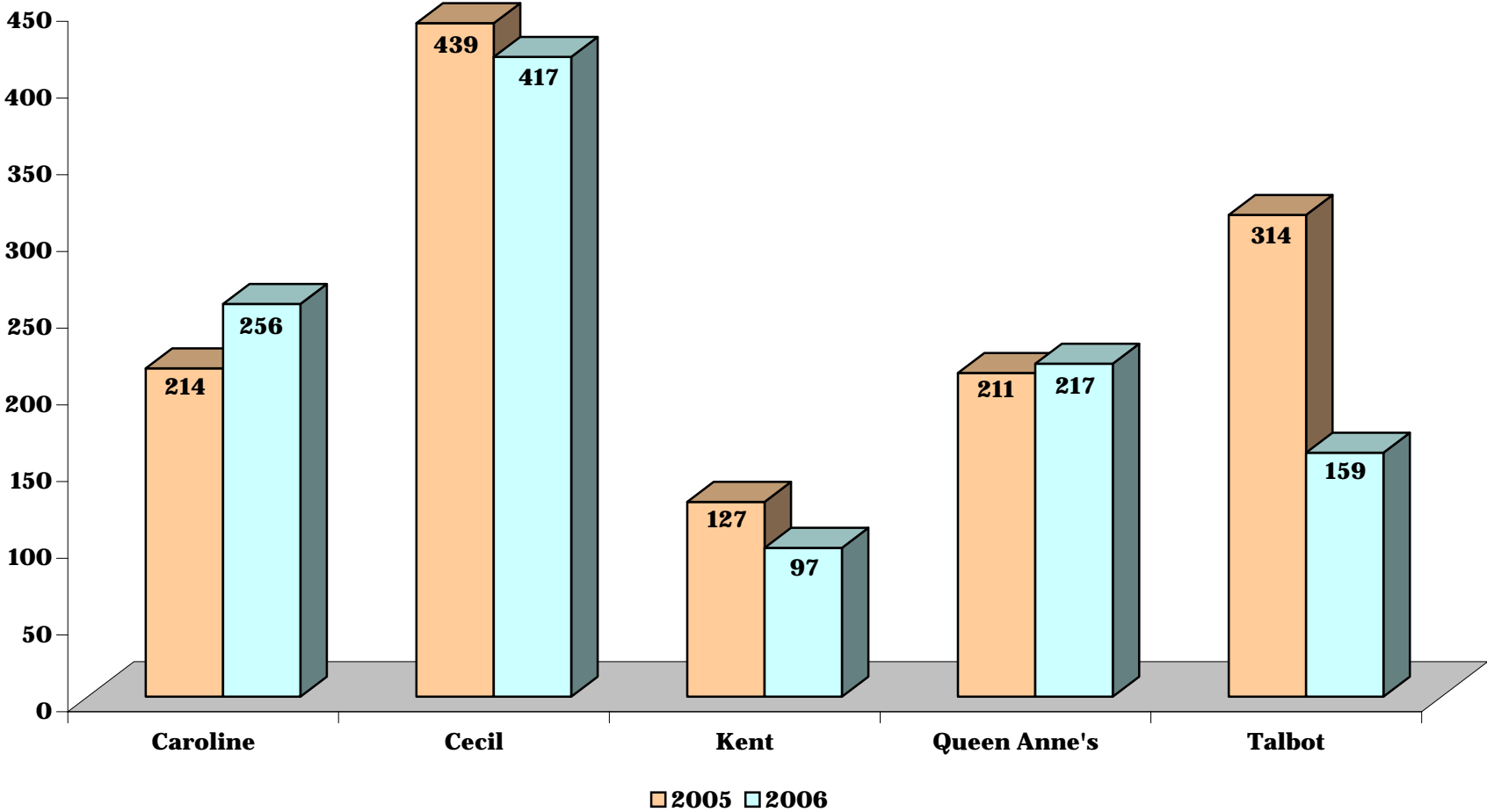
**Fiscal Years 2005 - 2006**



**CHART CC-3.3.2  
CIRCUIT COURT**

**2nd CIRCUIT  
JUVENILE FILINGS**

**Fiscal Years 2005 - 2006**

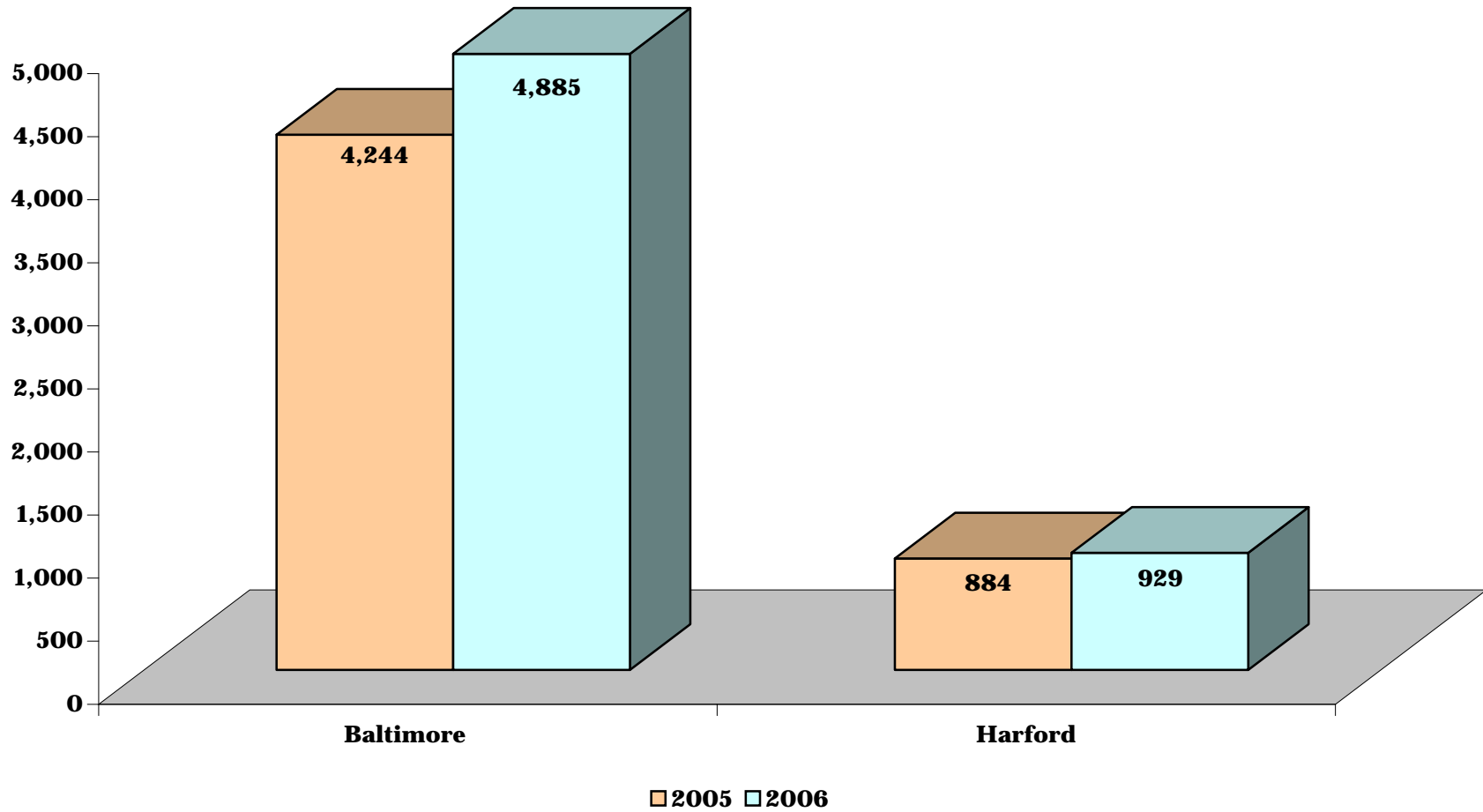




**CHART CC-3.3.3  
CIRCUIT COURT**

**3rd CIRCUIT  
JUVENILE FILINGS**

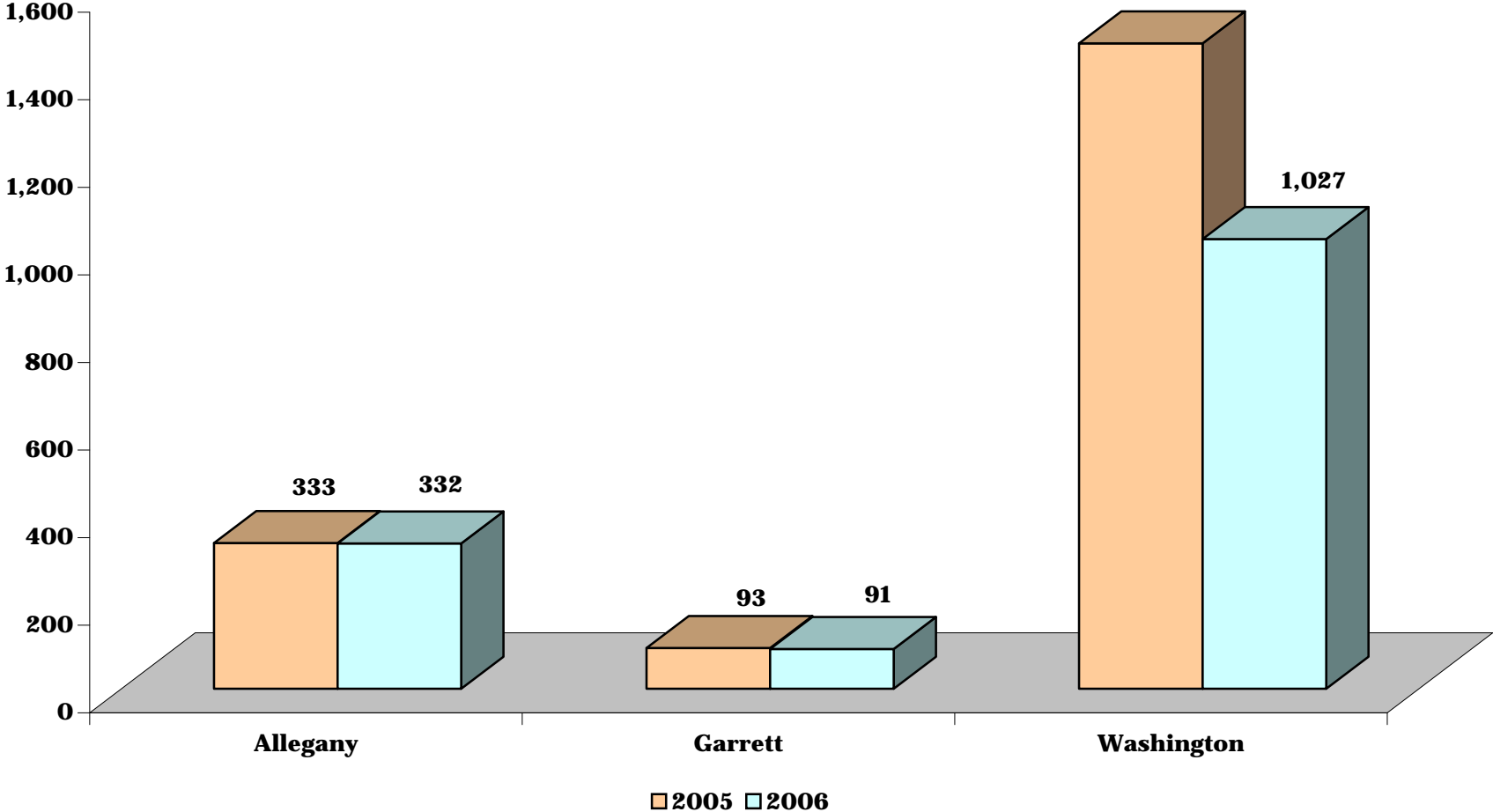
**Fiscal Years 2005 - 2006**



**CHART CC-3.3.4  
CIRCUIT COURT**

**4th CIRCUIT  
JUVENILE FILINGS**

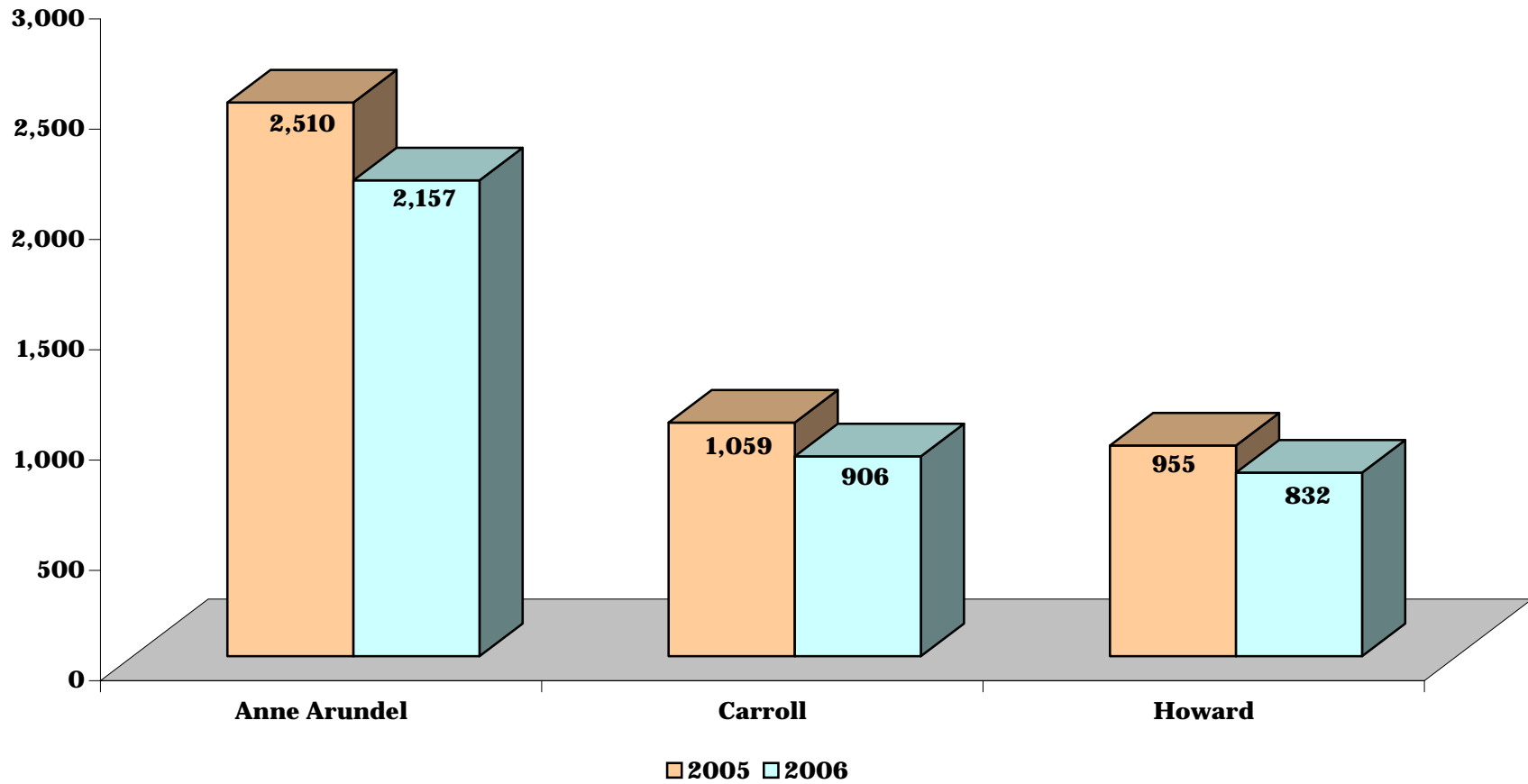
**Fiscal Years 2005 - 2006**



**CHART CC-3.3.5  
CIRCUIT COURT**

**5th CIRCUIT  
JUVENILE FILINGS**

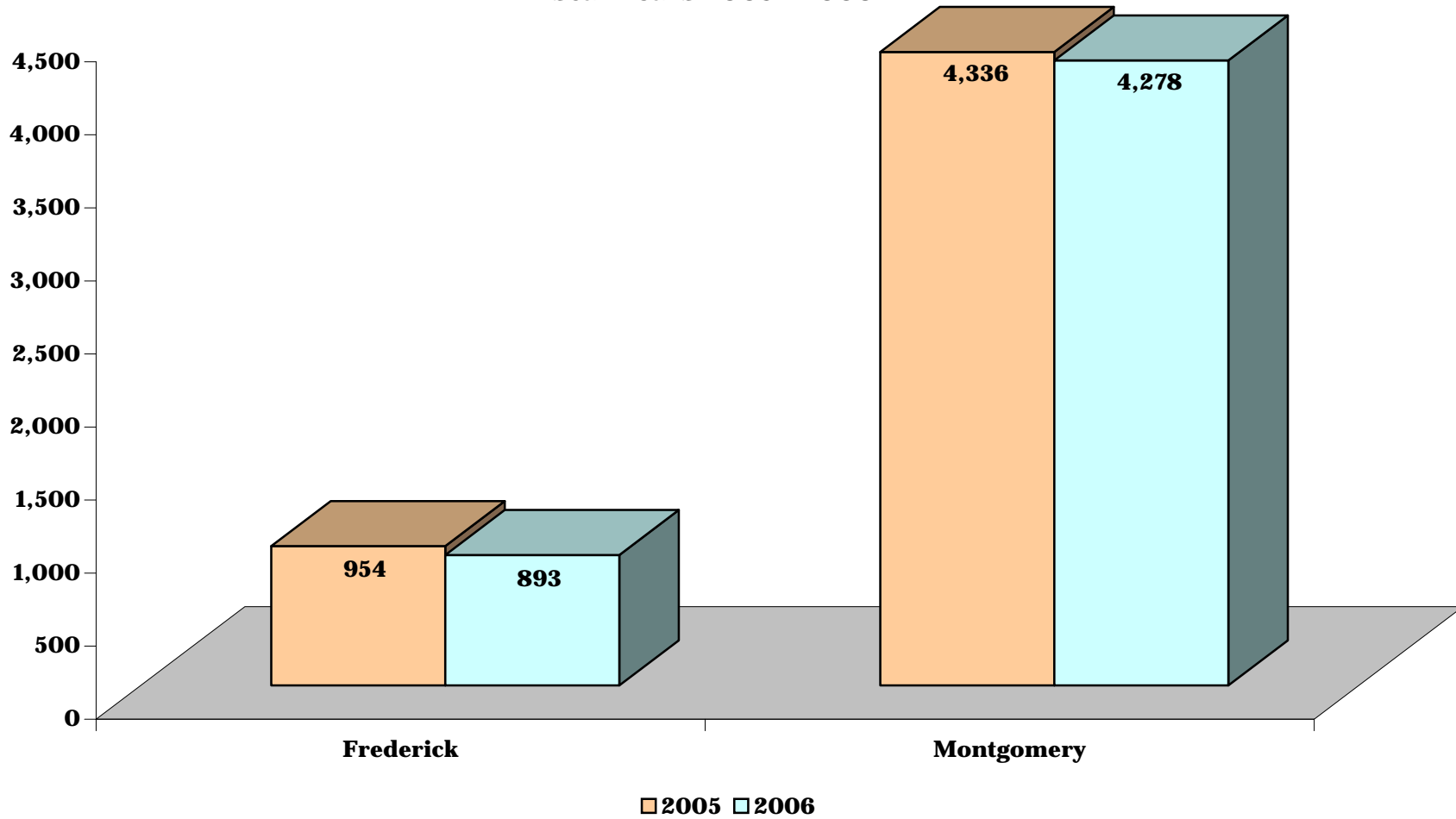
**Fiscal Years 2005 - 2006**



**CHART CC-3.3.6  
CIRCUIT COURT**

**6th CIRCUIT  
JUVENILE FILINGS**

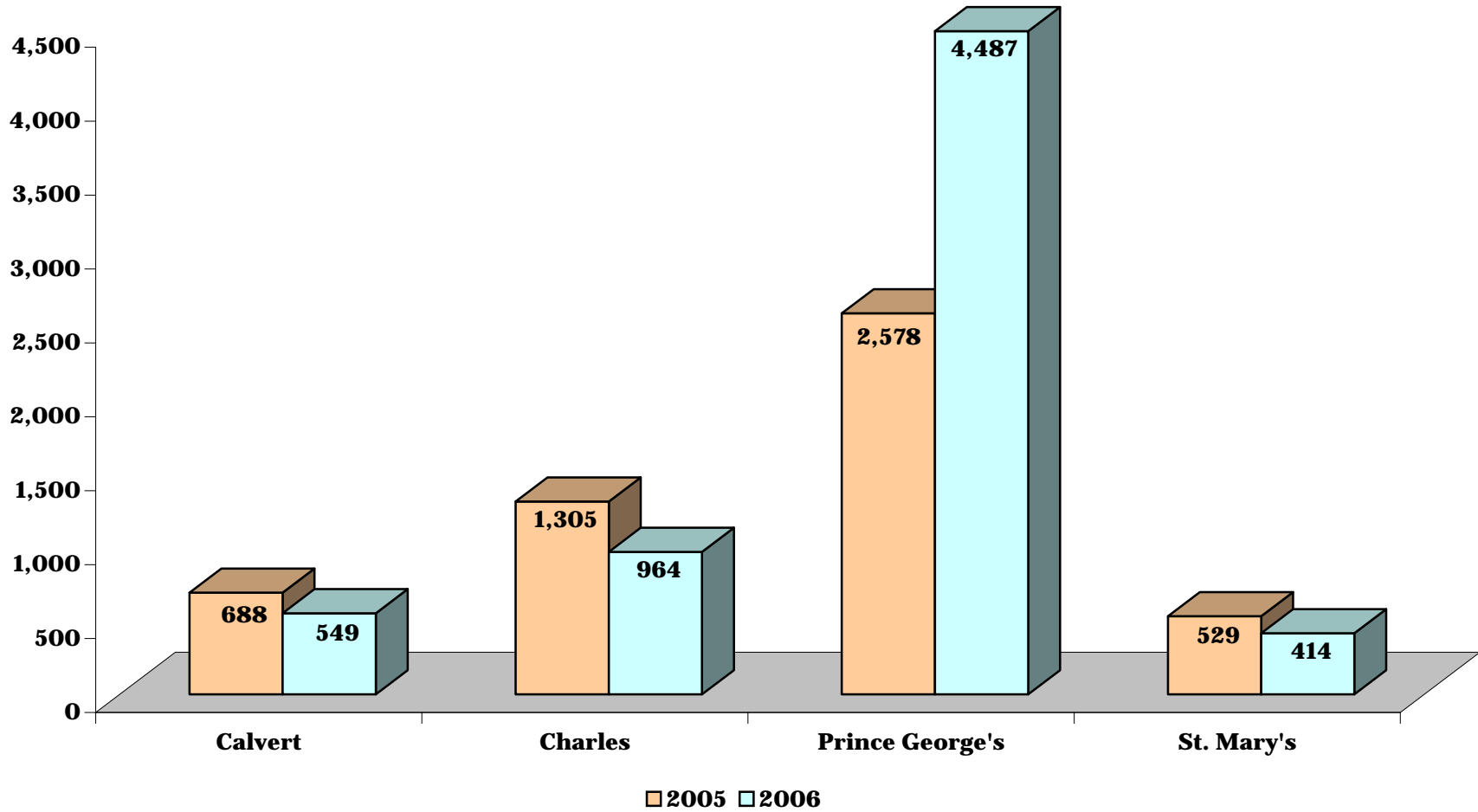
**Fiscal Years 2005 - 2006**



**CHART CC-3.3.7  
CIRCUIT COURT**

**7th CIRCUIT  
JUVENILE FILINGS**


**Fiscal Years 2005 - 2006**



**CHART CC-3.3.8  
CIRCUIT COURT**

**8th CIRCUIT  
JUVENILE FILINGS**

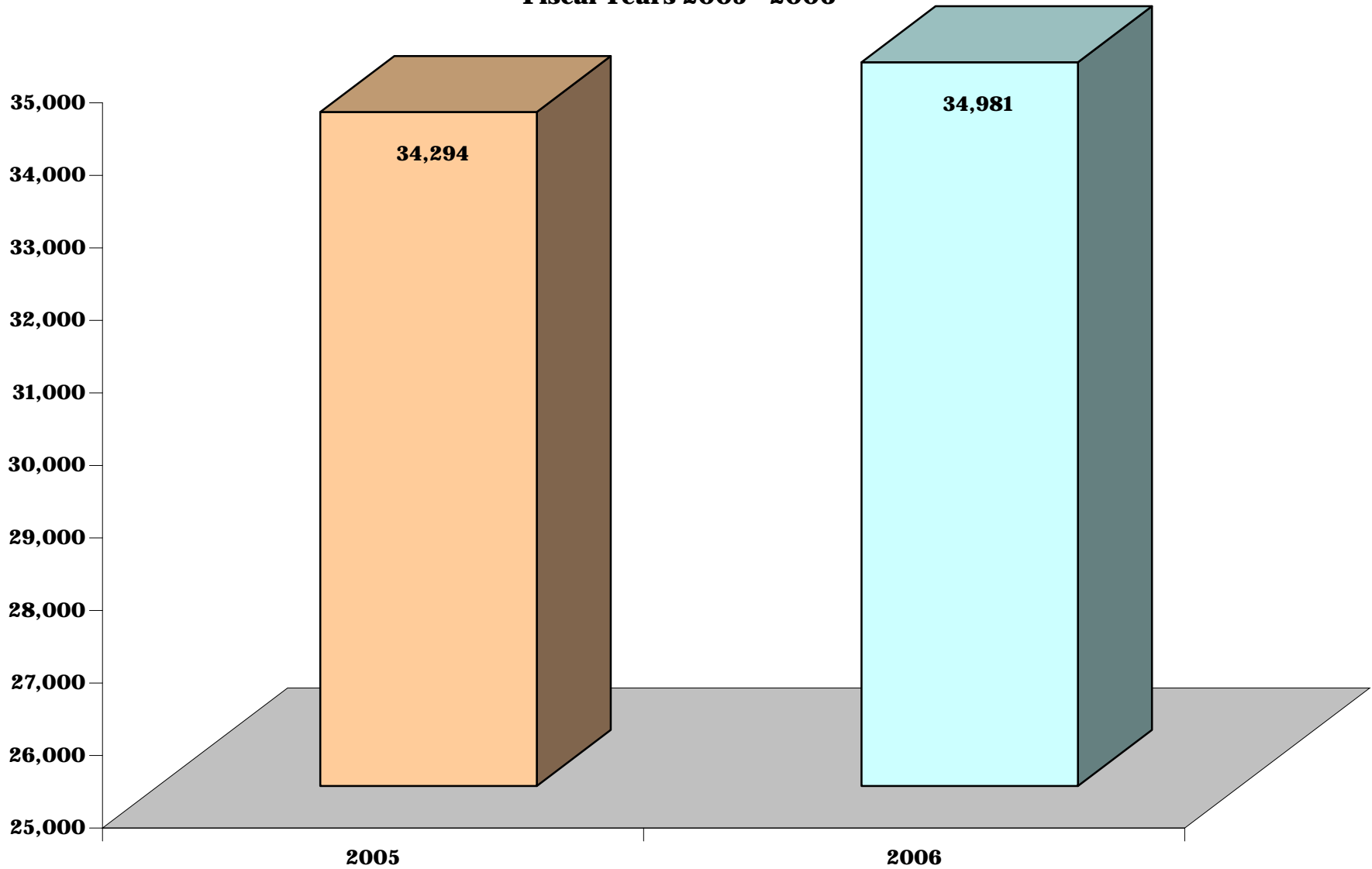
**Fiscal Years 2005 - 2006**



**CHART CC-3.3.9  
CIRCUIT COURT**

**STATE TOTALS  
JUVENILE FILINGS**

**Fiscal Years 2005 - 2006**



**TABLE CC-3.4  
CIRCUIT COURT**

**CRIMINAL:  
COMPARATIVE FILINGS IN THE CIRCUIT COURTS  
Fiscal Years 2005 - 2006**

	<b>2005</b>	<b>2006</b>	<b>Percent Change</b>
<b>First Circuit</b>	<b>5,055</b>	<b>5,178</b>	<b>2.4</b>
Dorchester	581	611	5.2
Somerset	387	452	16.8
Wicomico	2,528	2,605	3.0
Worcester	1,559	1,510	-3.1

	<b>2005</b>	<b>2006</b>	<b>Percent Change</b>
<b>Second Circuit</b>	<b>3,752</b>	<b>4,214</b>	<b>12.3</b>
Caroline	256	498	94.5
Cecil	2,241	2,270	1.3
Kent	357	434	21.6
Queen Anne's	483	534	10.6
Talbot	415	478	15.2

	<b>2005</b>	<b>2006</b>	<b>Percent Change</b>
<b>Third Circuit</b>	<b>9,640</b>	<b>12,063</b>	<b>25.1</b>
Baltimore	6,599	8,274	25.4
Harford	3,041	3,789	24.6

	<b>2005</b>	<b>2006</b>	<b>Percent Change</b>
<b>Fourth Circuit</b>	<b>3,585</b>	<b>3,830</b>	<b>6.8</b>
Allegany	616	772	25.3
Garrett	211	278	31.8
Washington	2,758	2,780	0.8



**CRIMINAL COMPARATIVE FILINGS, page 2**

	<b>2005</b>	<b>2006</b>	<b>Percent Change</b>
<b>Fifth Circuit</b>	<b>10,942</b>	<b>11,589</b>	<b>5.9</b>
Anne Arundel	6,744	6,969	3.3
Carroll	2,306	2,466	6.9
Howard	1,892	2,154	13.8

	<b>2005</b>	<b>2006</b>	<b>Percent Change</b>
<b>Sixth Circuit</b>	<b>7,610</b>	<b>8,614</b>	<b>13.2</b>
Frederick	2,535	3,359	32.5
Montgomery	5,075	5,255	3.5

	<b>2005</b>	<b>2006</b>	<b>Percent Change</b>
<b>Seventh Circuit</b>	<b>13,389</b>	<b>10,866</b>	<b>-18.8</b>
Calvert	626	679	8.5
Charles	1,820	1,848	1.5
Prince George's	10,096	7,550	-25.2
St. Mary's	847	789	-6.8

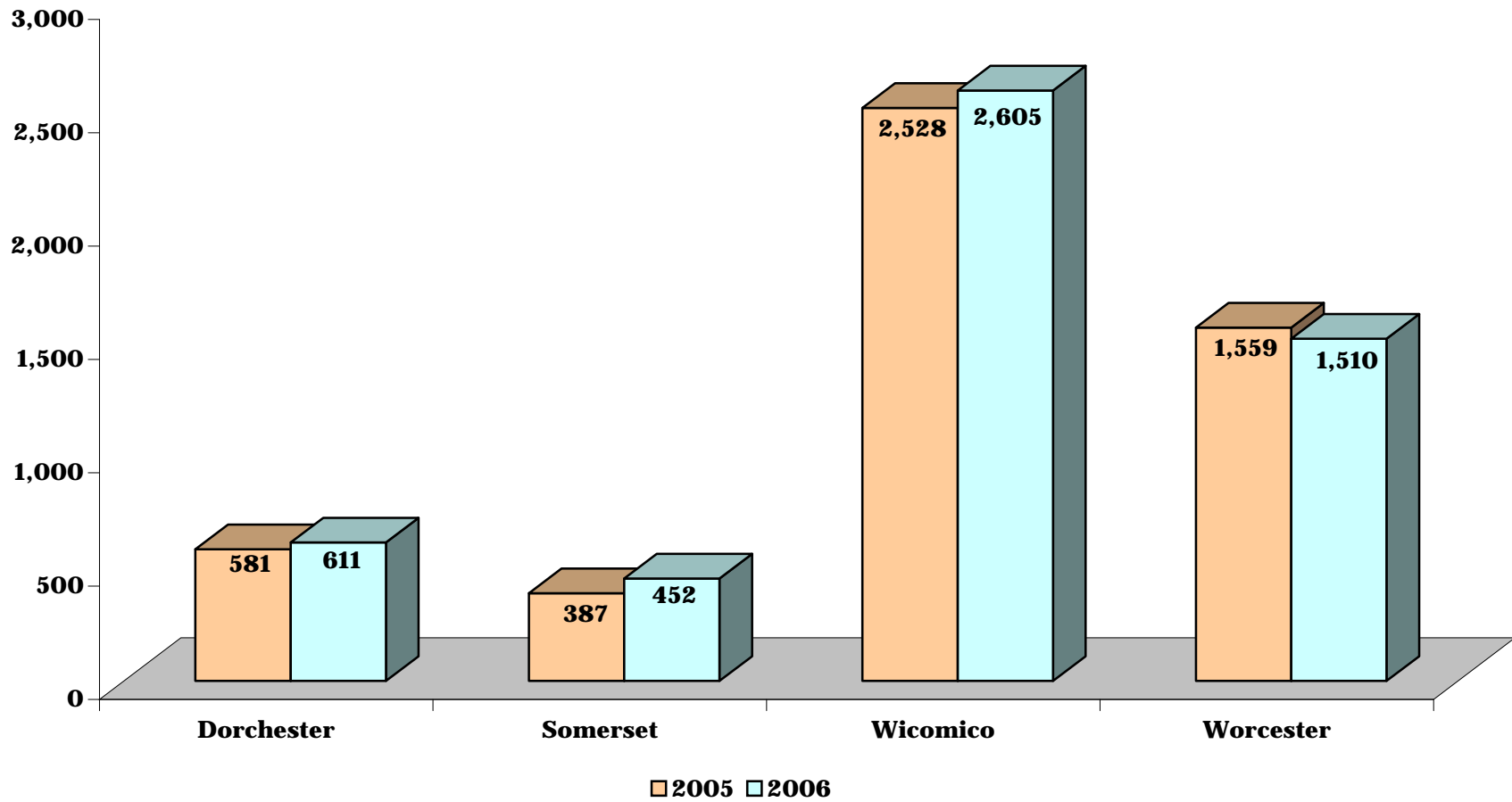
	<b>2005</b>	<b>2006</b>	<b>Percent Change</b>
<b>Eighth Circuit</b>	<b>25,790</b>	<b>24,599</b>	<b>-4.6</b>
Baltimore City	25,790	24,599	-4.6

	<b>2005</b>	<b>2006</b>	<b>Percent Change</b>
<b>STATE TOTALS</b>	<b>79,763</b>	<b>80,953</b>	<b>1.5</b>

**CHART CC-3.4.1  
CIRCUIT COURT**

**1st CIRCUIT  
CRIMINAL FILINGS**

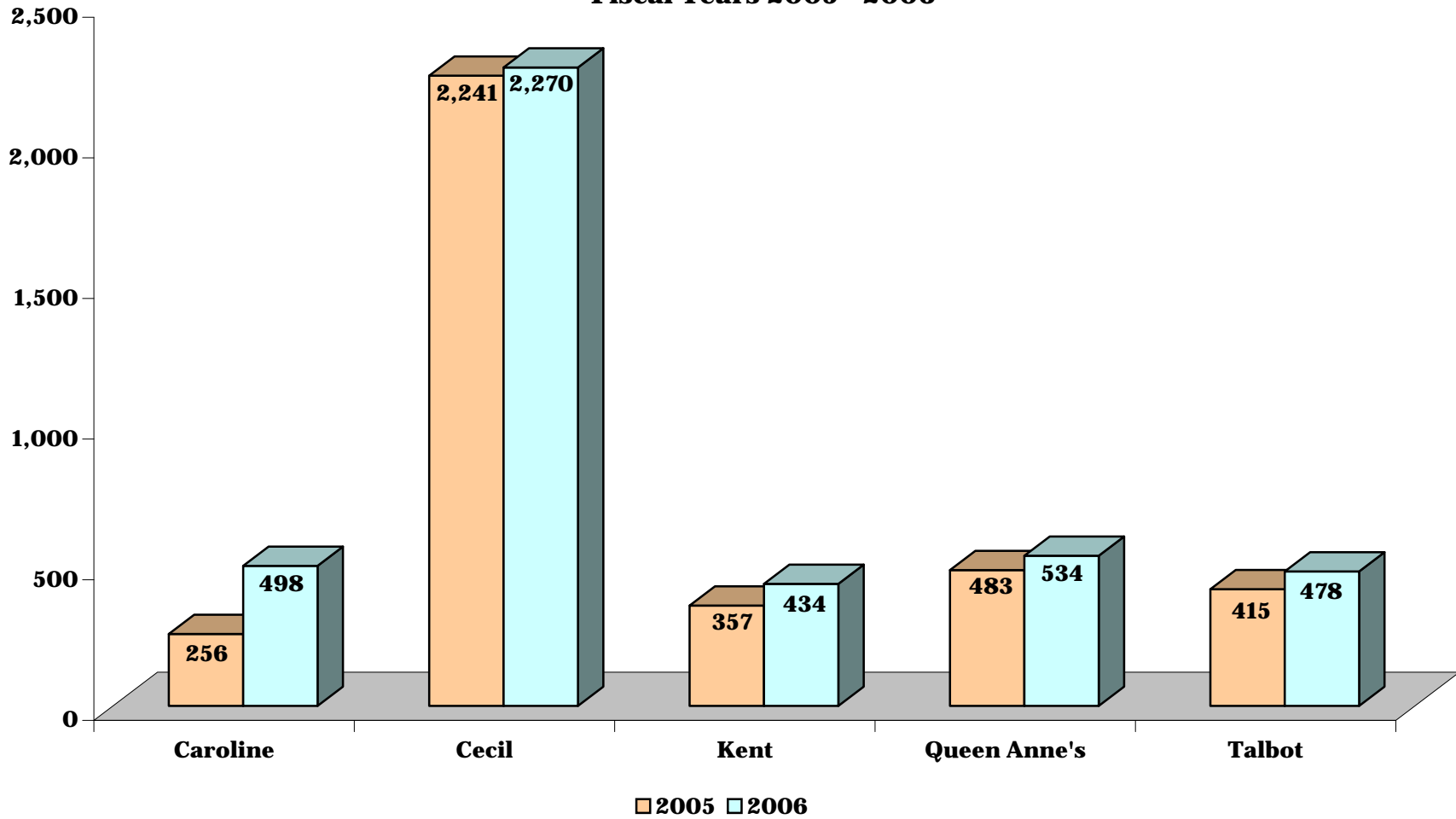
**Fiscal Years 2005 - 2006**



**CHART CC-3.4.2  
CIRCUIT COURT**

**2nd CIRCUIT  
CRIMINAL FILINGS**

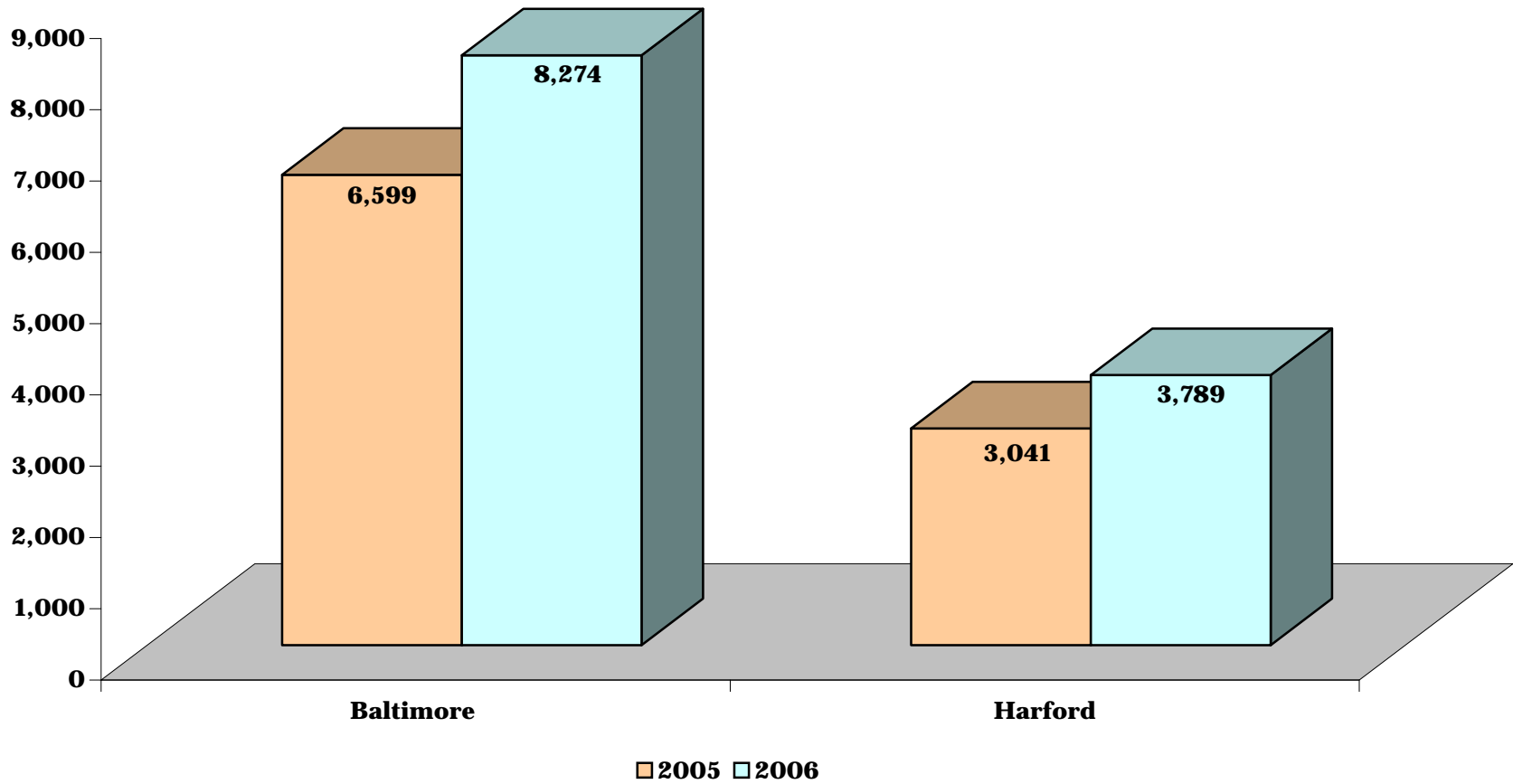
**Fiscal Years 2005 - 2006**



**CHART CC-3.4.3  
CIRCUIT COURT**

**3rd CIRCUIT  
CRIMINAL FILINGS**

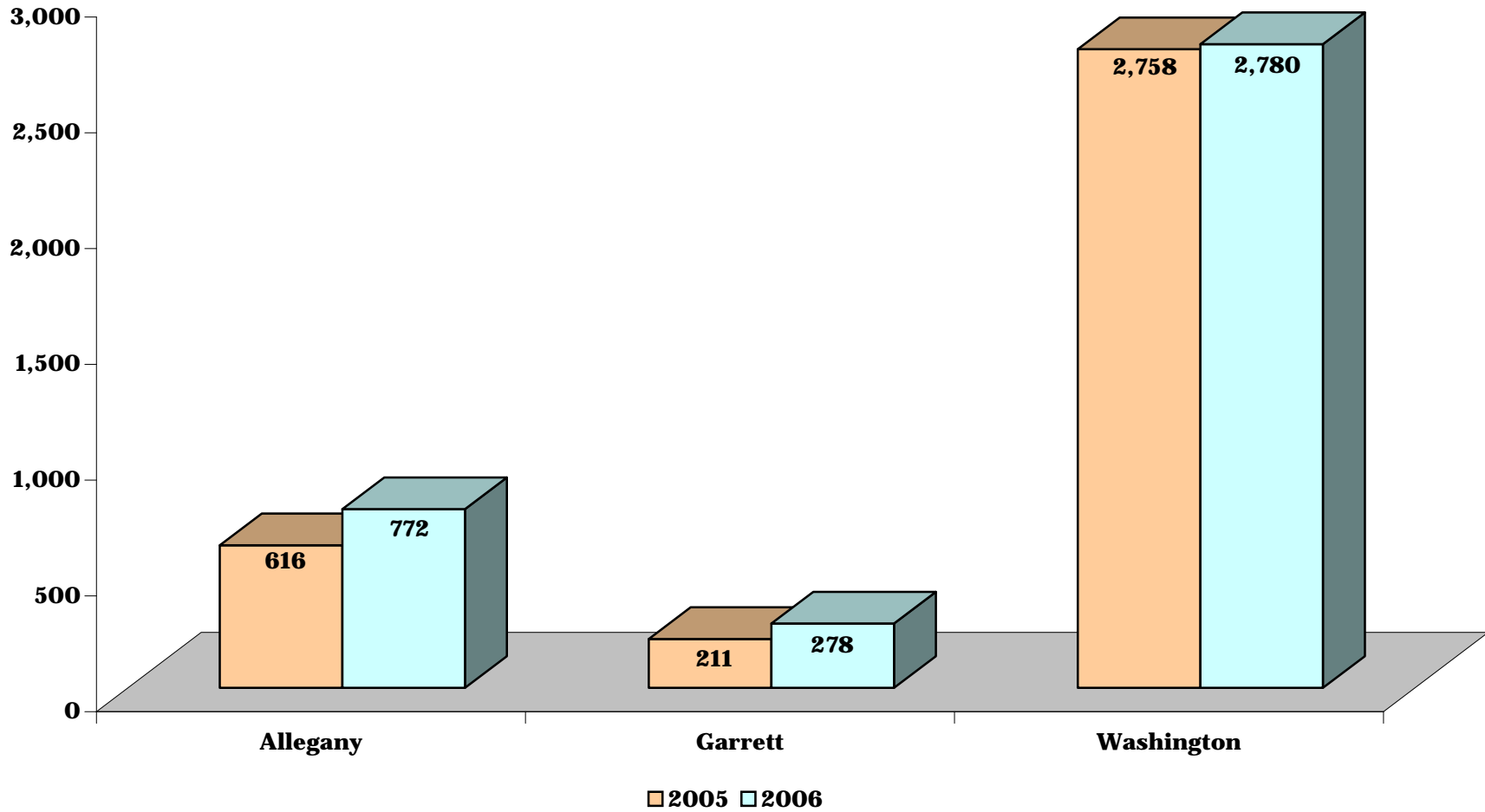
**Fiscal Years 2005 - 2006**



**CHART CC-3.4.4  
CIRCUIT COURT**

**4th CIRCUIT  
CRIMINAL FILINGS**

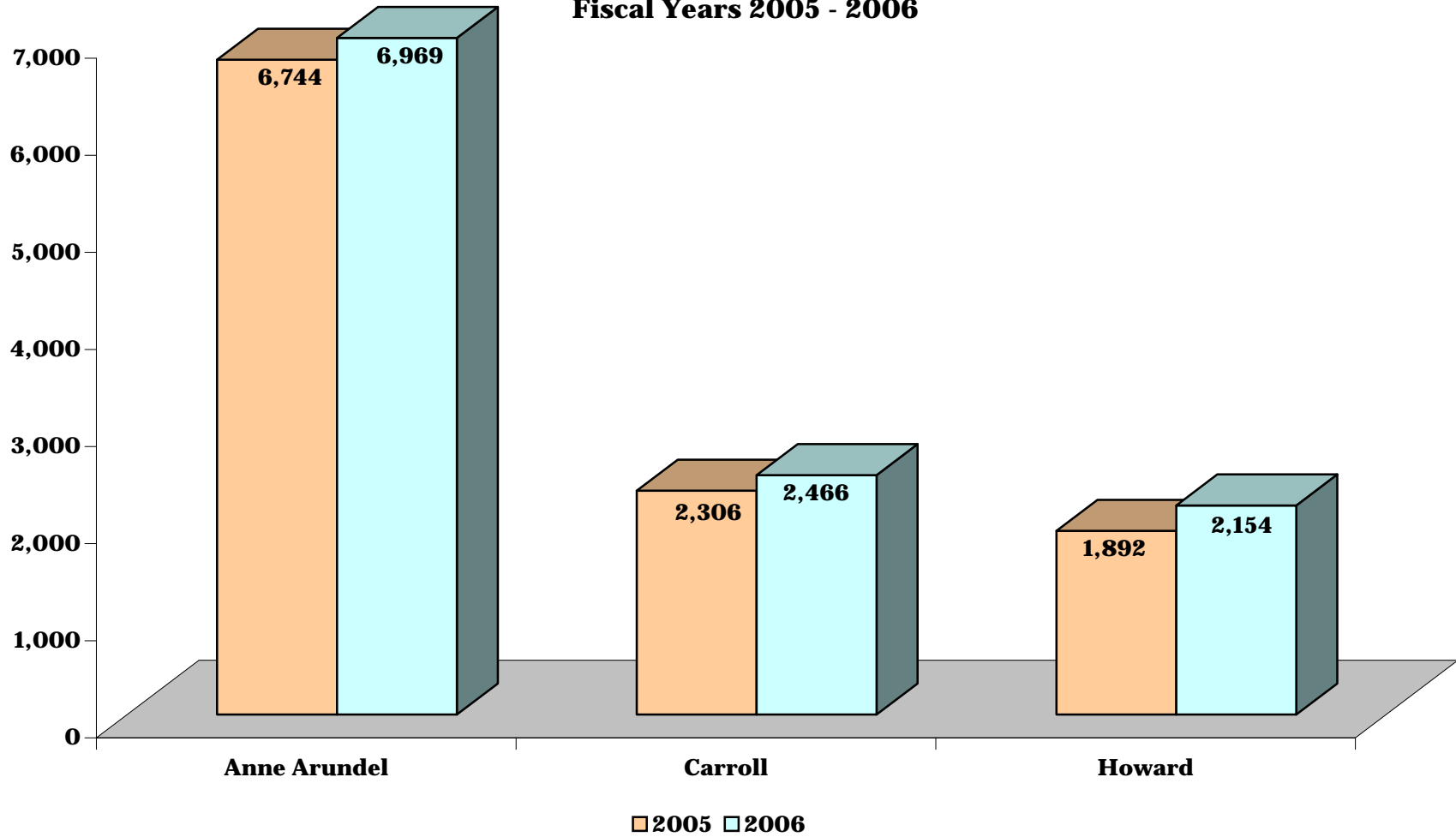
**Fiscal Years 2005 - 2006**



**CHART CC-3.4.5  
CIRCUIT COURT**

**5th CIRCUIT  
CRIMINAL FILINGS**

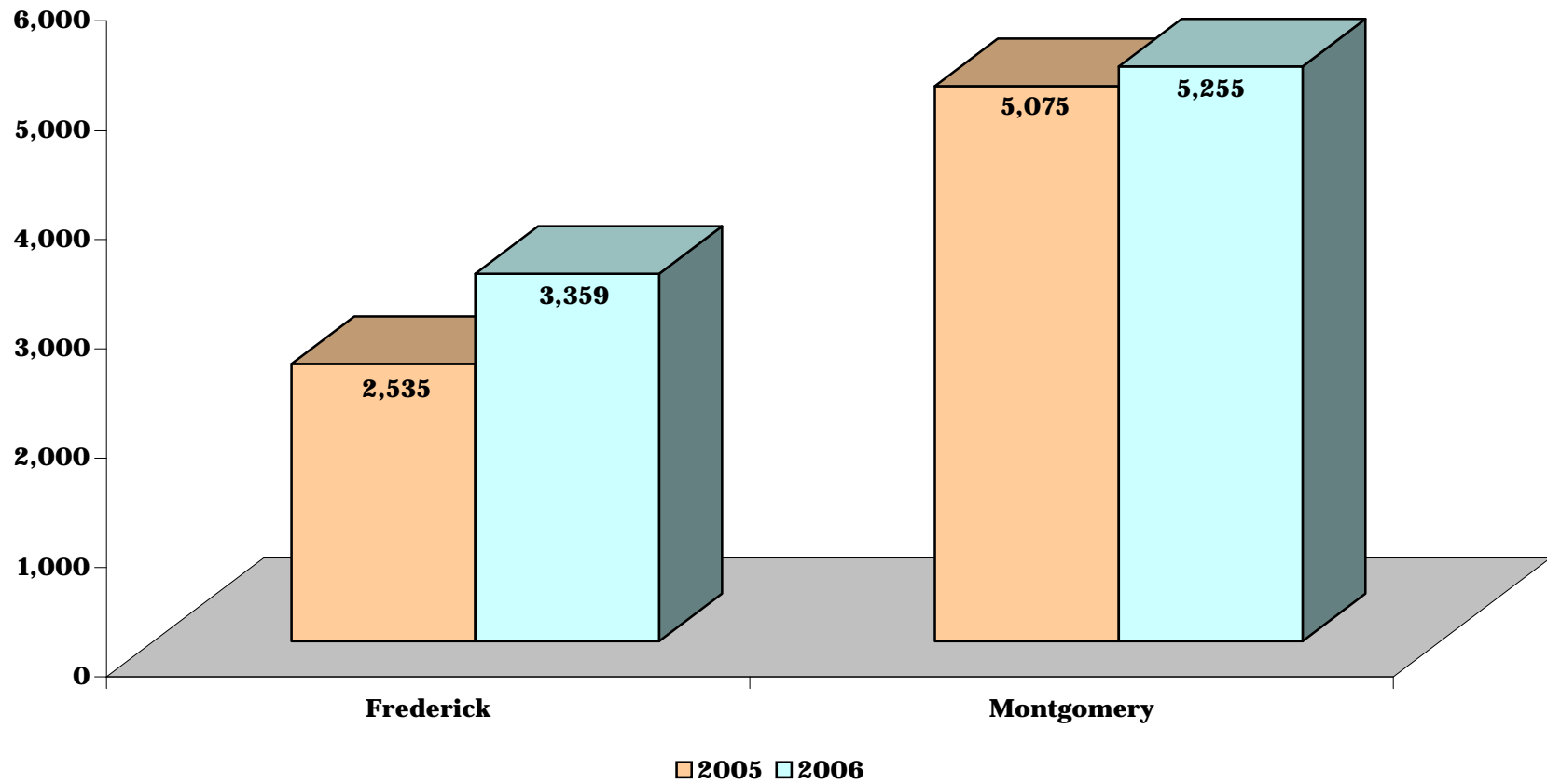
**Fiscal Years 2005 - 2006**



**CHART CC-3.4.6  
CIRCUIT COURT**

**6th CIRCUIT  
CRIMINAL FILINGS**

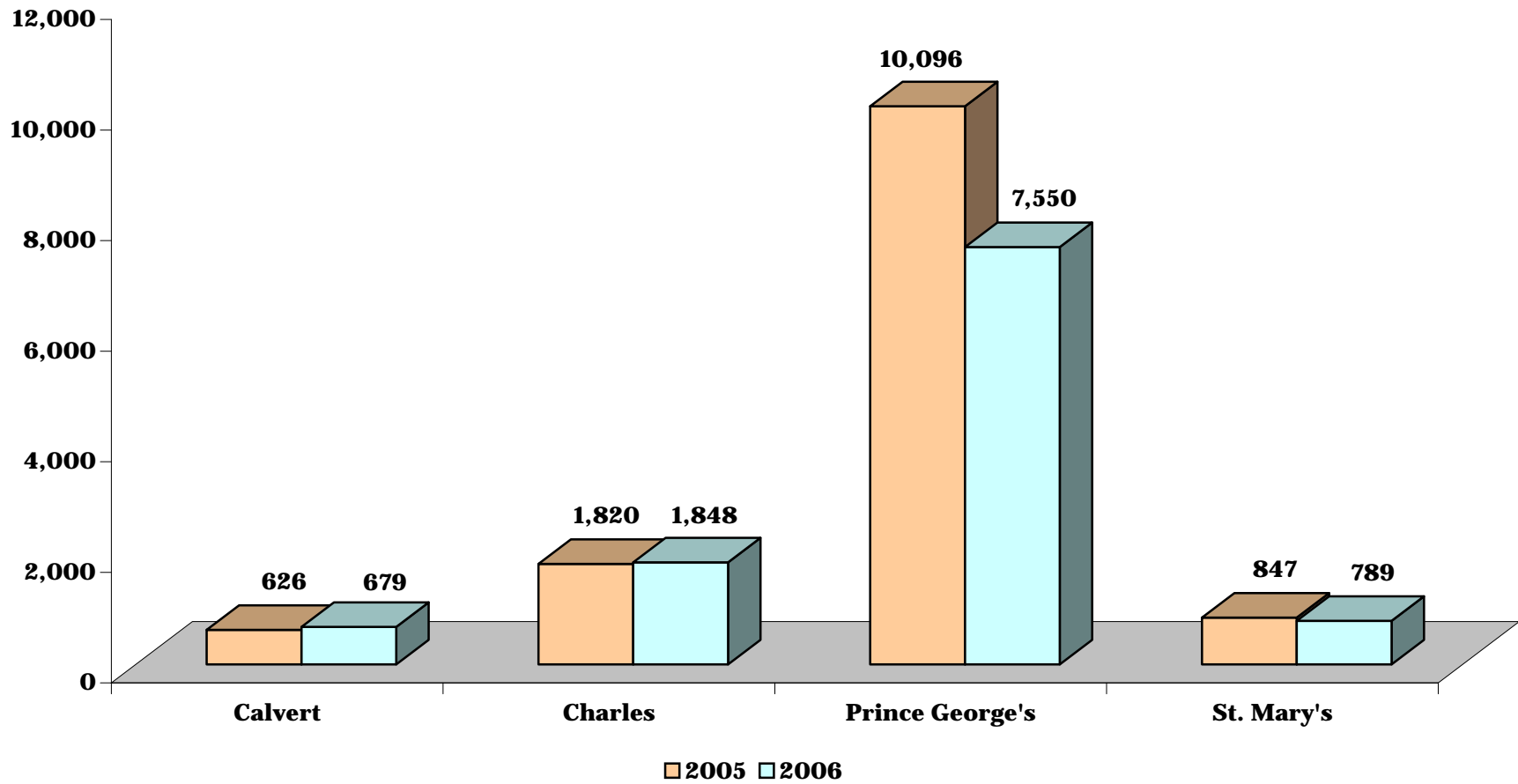
**Fiscal Years 2005 - 2006**



**CHART CC-3.4.7  
CIRCUIT COURT**

**7th CIRCUIT  
CRIMINAL FILINGS**

**Fiscal Years 2005 - 2006**

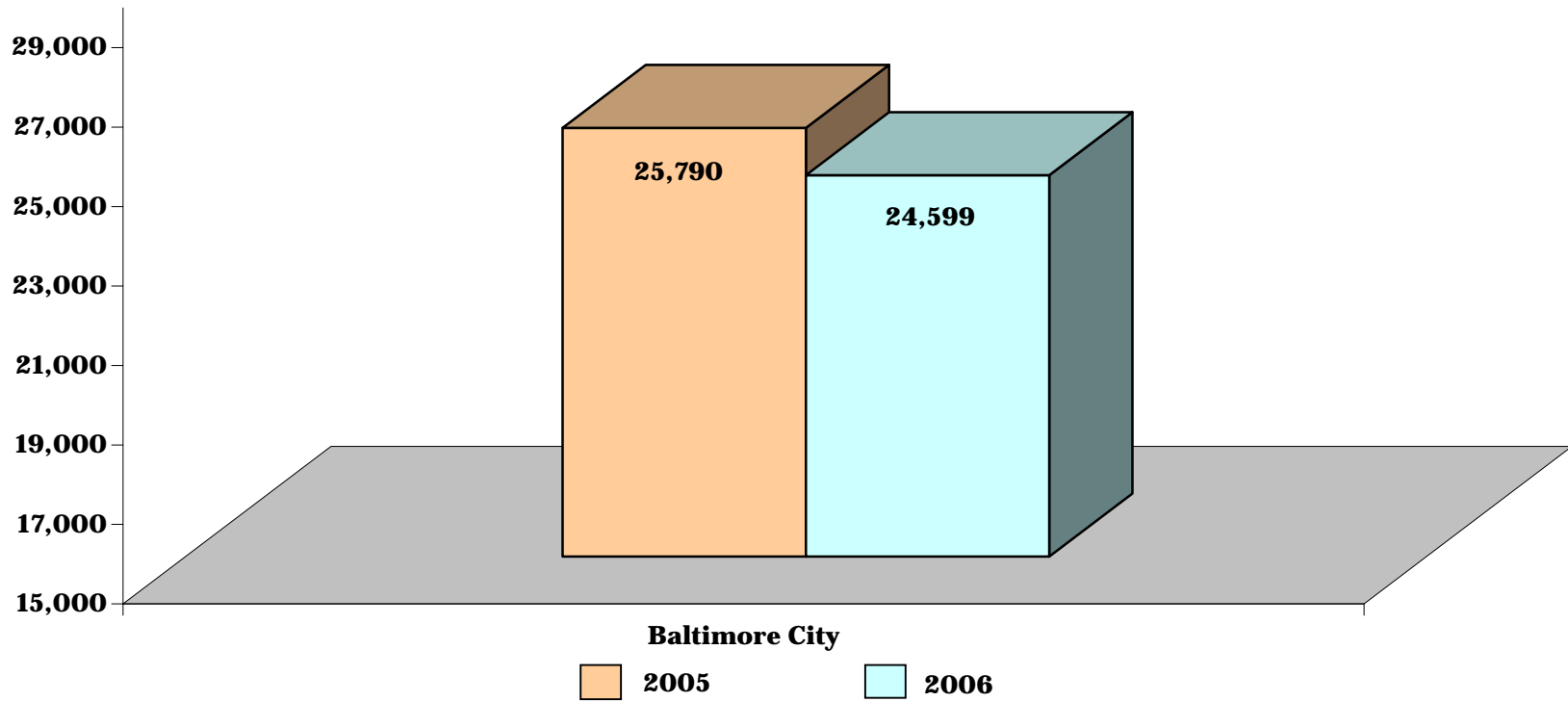




**CHART CC-3.4.8  
CIRCUIT COURT**

**8th CIRCUIT  
CRIMINAL FILINGS**

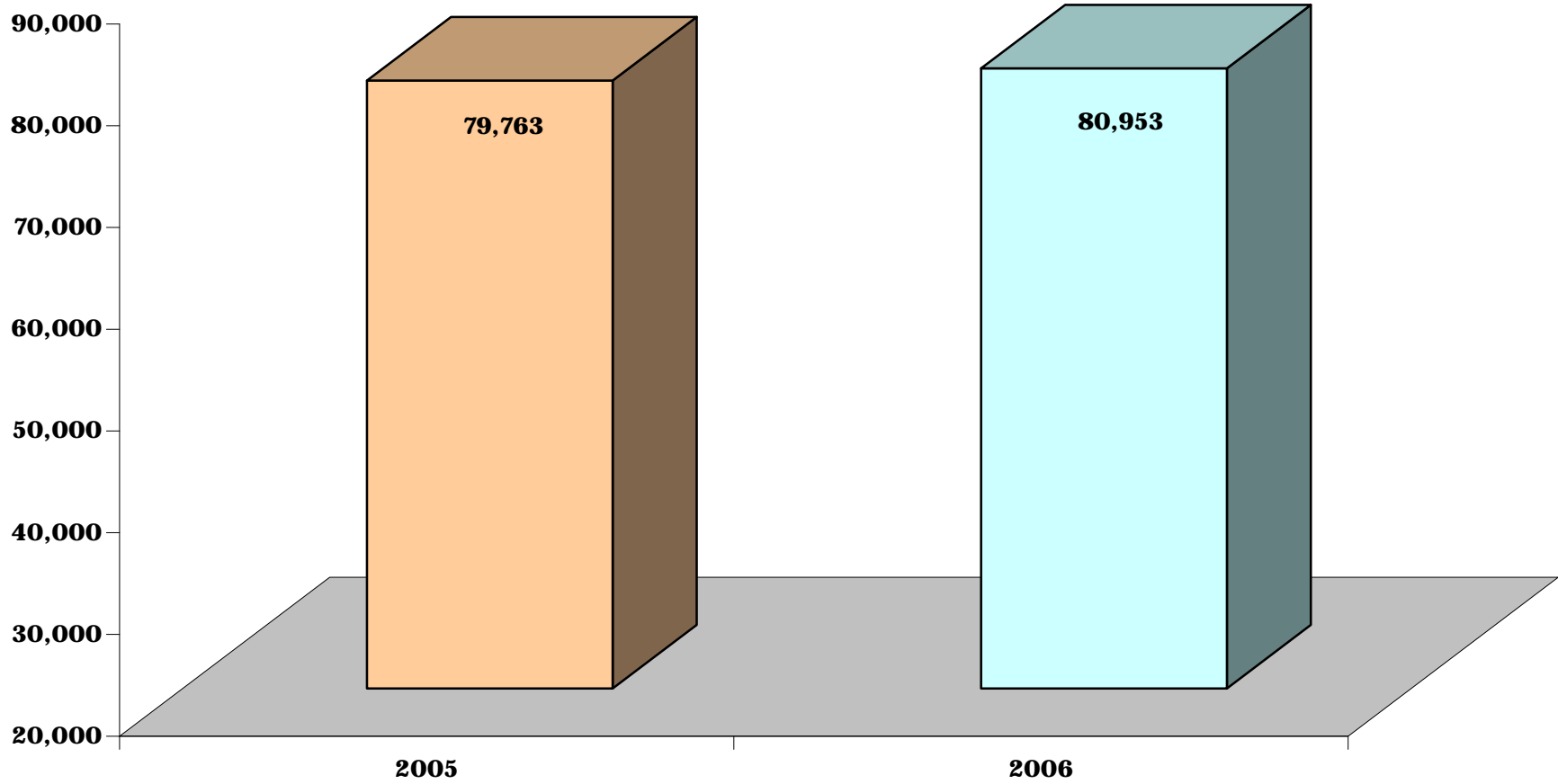
**Fiscal Years 2005 - 2006**



**CHART CC-3.4.9  
CIRCUIT COURT**

**STATE TOTALS  
CRIMINAL FILINGS**

**Fiscal Years 2005 - 2006**



**TABLE CC-4.1  
CIRCUIT COURT**

**SMALL JURISDICTIONS:  
CATEGORIES OF FILINGS**

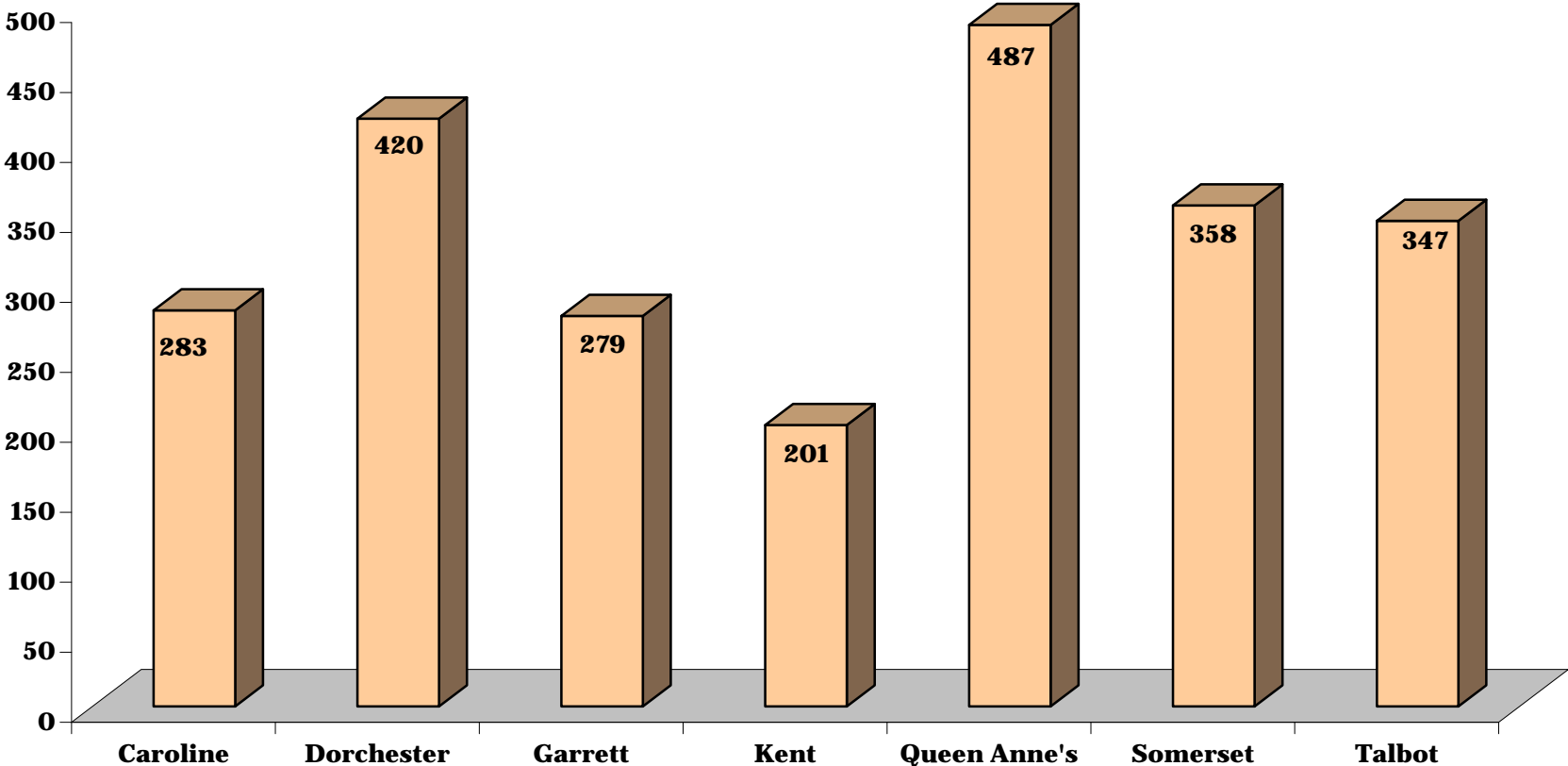
**Original and Reopened Cases  
Fiscal Year 2006**

	<b>Caroline</b>	<b>Dorchester</b>	<b>Garrett</b>	<b>Kent</b>	<b>Queen Anne's</b>	<b>Somerset</b>	<b>Talbot</b>
<b>Total Civil-General</b>	<b>283</b>	<b>420</b>	<b>279</b>	<b>201</b>	<b>487</b>	<b>358</b>	<b>347</b>
Motor Tort	12	18	15	12	25	11	22
Other Tort	11	21	12	8	3	28	15
Contract	11	21	17	17	18	21	23
Condemnation	6	0	0	0	0	0	0
Cont'd Confessed Judgment	6	8	13	1	12	4	15
Other Law	10	27	14	12	32	30	24
<i>Appeals</i>							
District Court - On Record	3	4	1	1	4	0	1
District Court - De Novo	9	3	4	3	5	2	10
Administrative Agency	12	24	12	7	29	58	31
Other General	203	294	190	139	358	181	204
Unreported Category	0	0	1	1	1	23	2
<b>Total Civil-Family</b>	<b>1,056</b>	<b>992</b>	<b>583</b>	<b>520</b>	<b>694</b>	<b>1,181</b>	<b>749</b>
Divorce/Nullity	271	250	222	165	287	172	291
Other Domestic Relations	372	365	239	184	248	493	269
Adoption/Guardianship	5	3	17	5	10	7	5
Paternity	298	323	87	132	137	451	150
Domestic Violence	110	51	18	34	12	58	34
	<b>Caroline</b>	<b>Dorchester</b>	<b>Garrett</b>	<b>Kent</b>	<b>Queen Anne's</b>	<b>Somerset</b>	<b>Talbot</b>
<b>Total Juvenile</b>	<b>256</b>	<b>216</b>	<b>91</b>	<b>97</b>	<b>217</b>	<b>134</b>	<b>159</b>
Delinquency	201	186	55	89	197	97	141
Adult	0	0	0	0	1	0	0
Child in Need of Supervision	2	0	0	0	0	0	0
Child in Need of Assistance	37	22	23	5	14	29	10
Guardianship	11	5	7	0	3	5	3
Adoption	3	3	3	3	2	0	5
Peace Orders	2	0	3	0	0	3	0
Unreported Category	0	0	0	0	0	0	0
<b>Total Criminal</b>	<b>498</b>	<b>611</b>	<b>278</b>	<b>434</b>	<b>534</b>	<b>452</b>	<b>478</b>
Indictment/Information	171	415	159	129	180	238	290
<i>Appeals</i>							
District Court - Motor	27	17	4	17	30	5	21
District Court - Other	14	15	12	14	15	13	11
Jury Trial Prayed - Motor	103	59	25	78	118	41	33
Jury Trial Prayed - Other	172	93	70	189	188	154	116
Non Support	0	0	0	0	0	0	0
Post Conviction	3	3	8	2	1	0	0
Unreported Category	8	9	0	5	2	1	7
<b>TOTAL FILINGS</b>	<b>2,093</b>	<b>2,239</b>	<b>1,231</b>	<b>1,252</b>	<b>1,932</b>	<b>2,125</b>	<b>1,733</b>

**CHART CC-4.1.1  
CIRCUIT COURT**

**SMALL JURISDICTIONS: TOTAL CIVIL-GENERAL FILINGS**

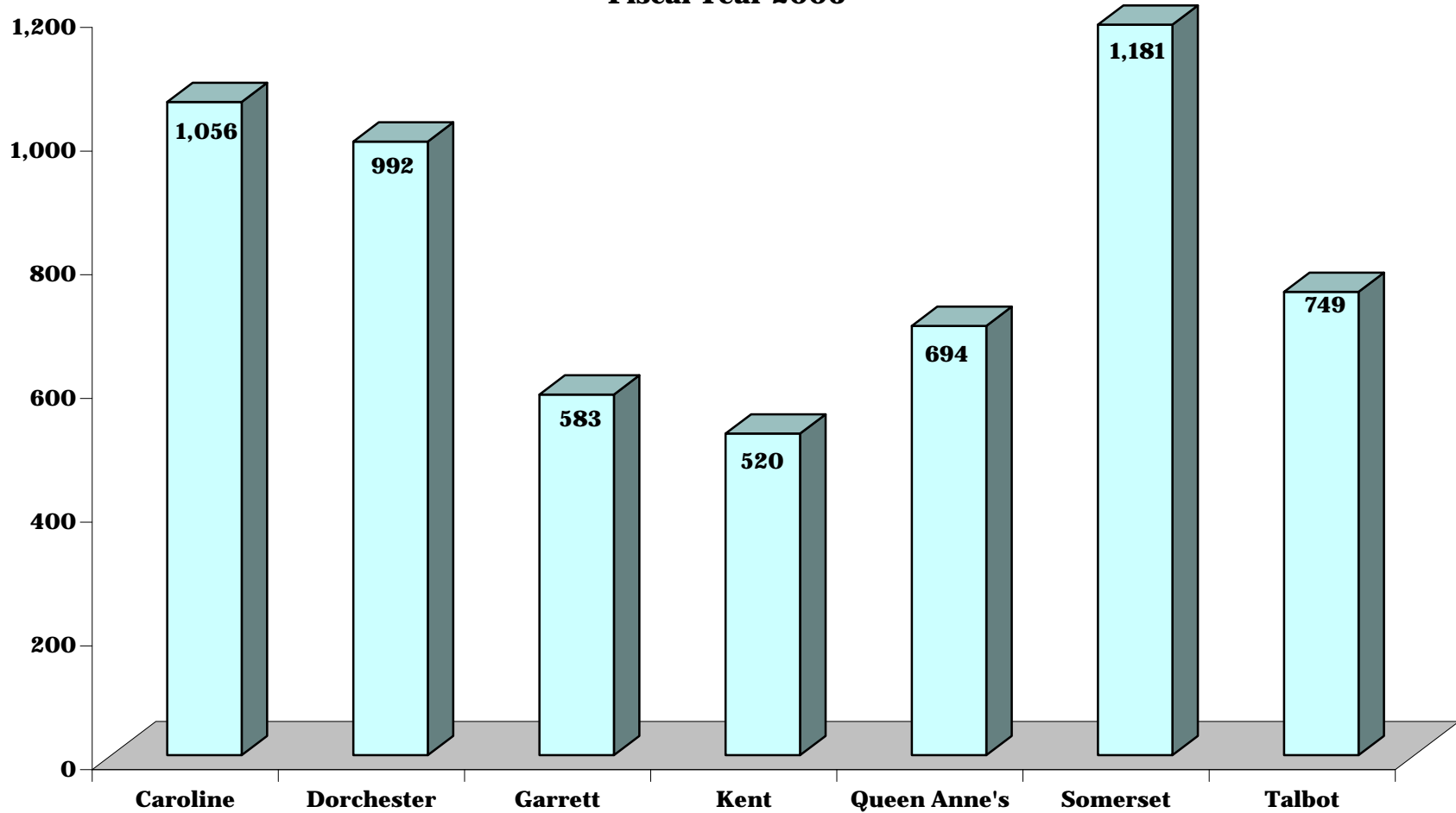
**Original and Reopened Cases  
Fiscal Year 2006**



**CHART CC-4.1.2  
CIRCUIT COURT**

**SMALL JURISDICTIONS: TOTAL CIVIL-FAMILY FILINGS**

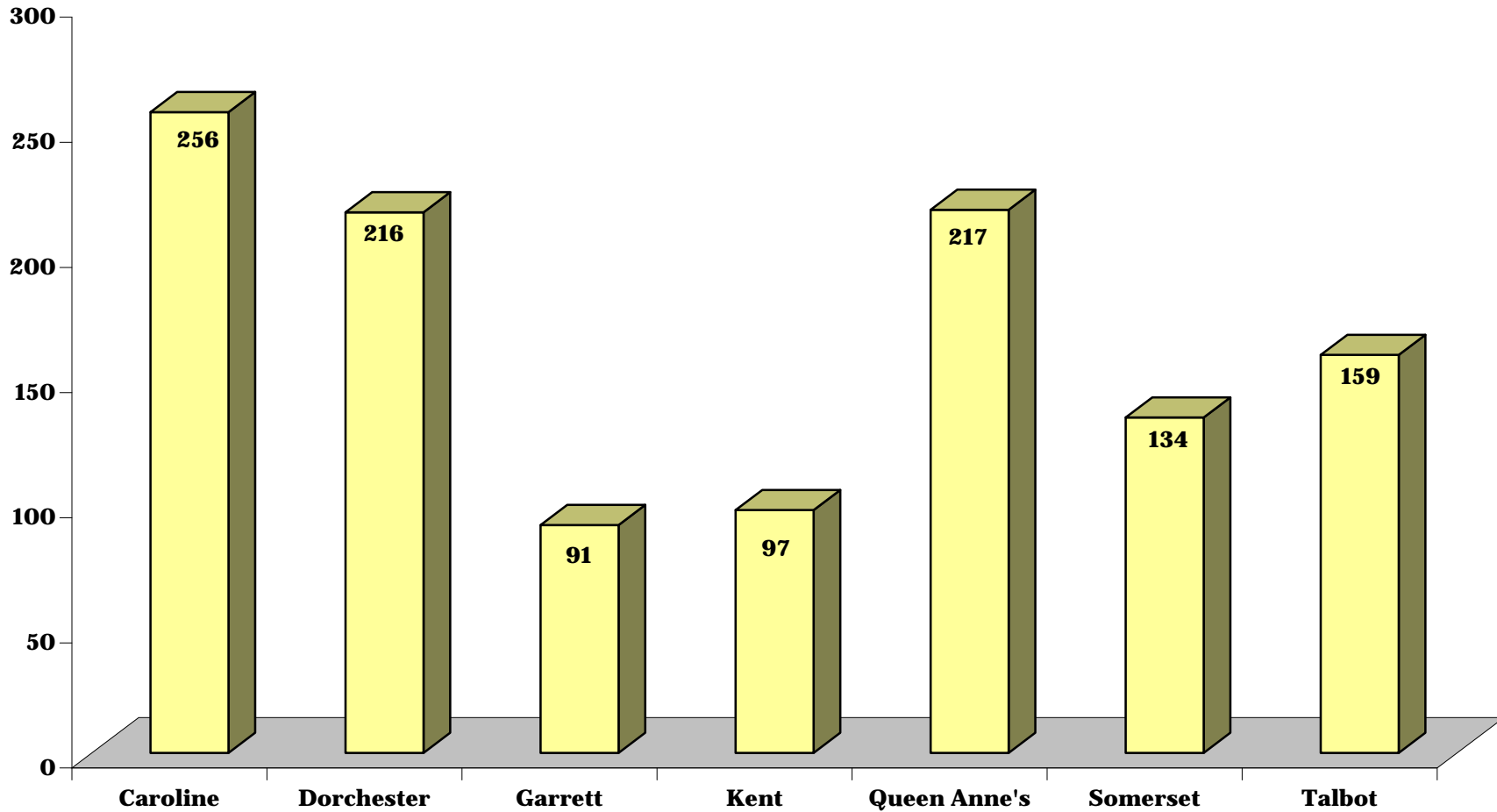
**Original and Reopened Cases  
Fiscal Year 2006**



**CHART CC-4.1.3  
CIRCUIT COURT**

**SMALL JURISDICTIONS: TOTAL JUVENILE FILINGS**

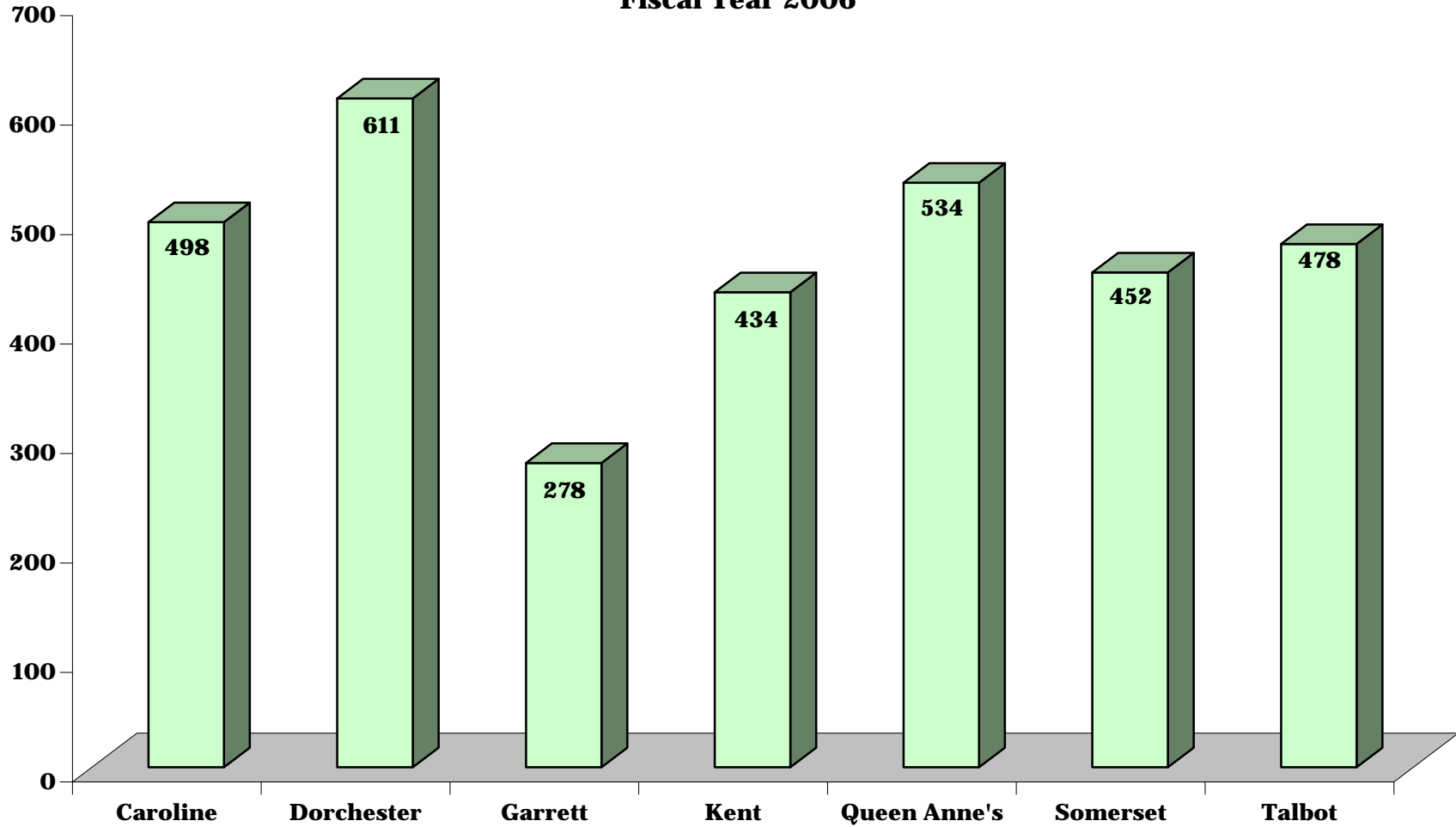
**Original and Reopened Cases  
Fiscal Year 2006**



**CHART CC-4.1.4  
CIRCUIT COURT**

**SMALL JURISDICTIONS: TOTAL CRIMINAL FILINGS**

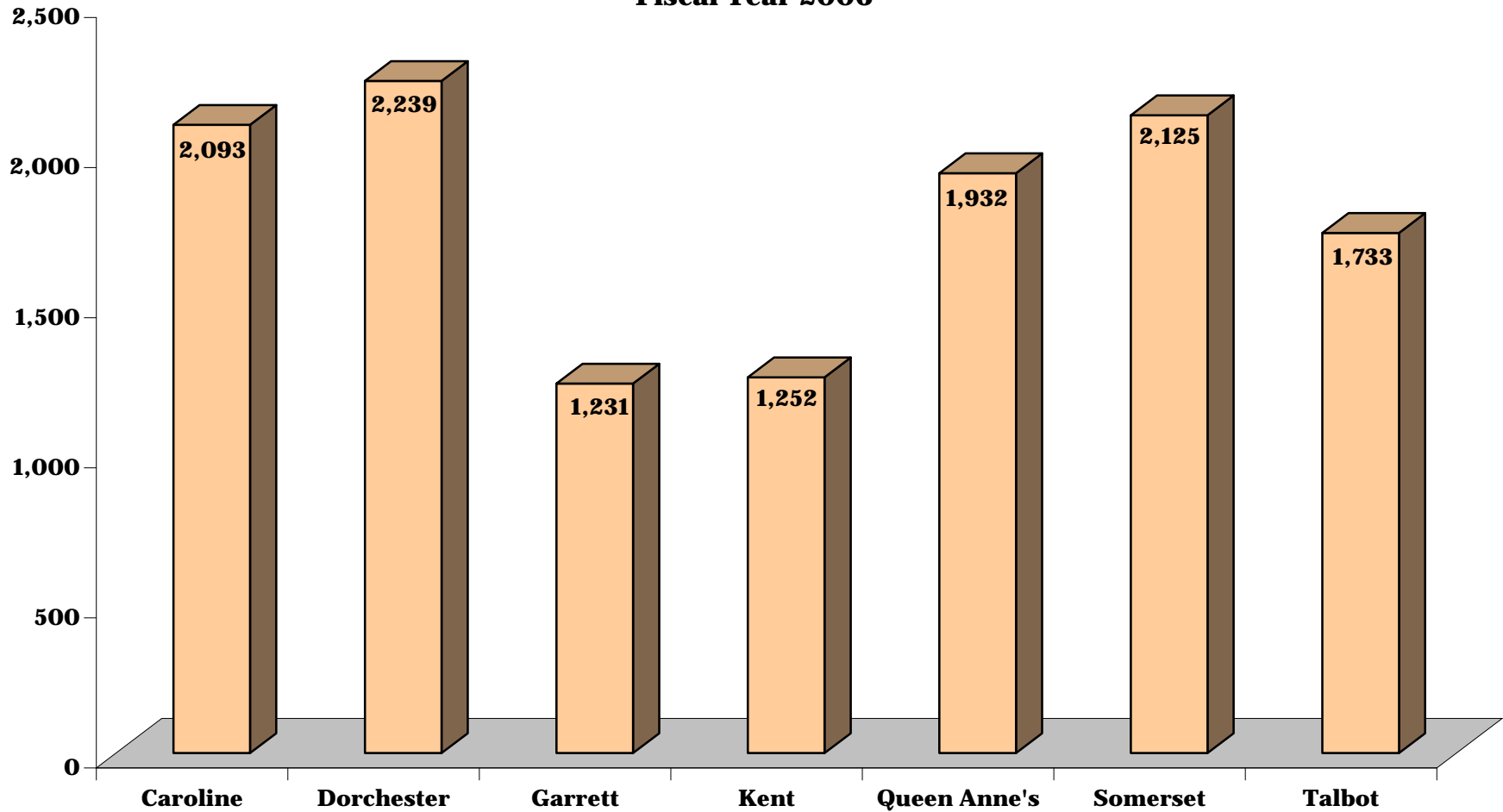
**Original and Reopened Cases  
Fiscal Year 2006**



**CHART CC-4.1.5  
CIRCUIT COURT**

**SMALL JURISDICTIONS: TOTAL FILINGS**

**Original and Reopened Cases  
Fiscal Year 2006**





**TABLE CC-4.2  
CIRCUIT COURT**

**MEDIUM JURISDICTIONS:  
CATEGORIES OF FILINGS**

**Original and Reopened Cases  
Fiscal Year 2006**

	<b>Allegany</b>	<b>Calvert</b>	<b>Carroll</b>	<b>Cecil</b>	<b>Frederick</b>	<b>St. Mary's</b>	<b>Washington</b>	<b>Wicomico</b>	<b>Worcester</b>
<b>Total Civil-General</b>	<b>983</b>	<b>794</b>	<b>1,318</b>	<b>1,277</b>	<b>1,418</b>	<b>656</b>	<b>1,000</b>	<b>833</b>	<b>1,027</b>
Motor Tort	53	81	103	148	108	47	77	81	48
Other Tort	16	8	41	33	86	17	27	25	41
Contract	23	45	95	52	135	44	76	39	73
Condemnation	12	7	21	3	13	0	0	2	2
Cont'd Confessed Judgment	6	18	27	48	29	12	26	22	12
Other Law	43	77	87	74	53	97	80	47	52
<i>Appeals</i>									
District Court - On Record	2	4	0	11	7	5	11	1	3
District Court - De Novo	9	15	21	13	19	10	31	8	7
Administrative Agency	160	41	102	89	102	23	148	74	26
Other General	624	492	807	796	855	395	507	533	760
Unreported Category	35	6	14	10	11	6	17	1	3

	<b>Allegany</b>	<b>Calvert</b>	<b>Carroll</b>	<b>Cecil</b>	<b>Frederick</b>	<b>St. Mary's</b>	<b>Washington</b>	<b>Wicomico</b>	<b>Worcester</b>
<b>Total Civil-Family</b>	<b>1,912</b>	<b>2,944</b>	<b>1,984</b>	<b>2,583</b>	<b>3,320</b>	<b>2,129</b>	<b>4,630</b>	<b>2,069</b>	<b>1,648</b>
Divorce/Nullity	623	872	859	635	1,316	667	1,115	646	344
Other Domestic Relations	859	808	634	1,262	1,316	713	2,257	667	586
Adoption/Guardianship	26	31	53	37	52	26	33	35	10
Paternity	378	1,156	107	477	536	611	1,181	658	691
Domestic Violence	26	77	331	172	100	112	44	63	17

**MEDIUM JURISDICTIONS: CATEGORIES OF FILINGS, page 2**

	<b>Allegany</b>	<b>Calvert</b>	<b>Carroll</b>	<b>Cecil</b>	<b>Frederick</b>	<b>St. Mary's</b>	<b>Washington</b>	<b>Wicomico</b>	<b>Worcester</b>
<b>Total Juvenile</b>	<b>332</b>	<b>549</b>	<b>906</b>	<b>417</b>	<b>893</b>	<b>414</b>	<b>1,027</b>	<b>734</b>	<b>291</b>
Delinquency	256	500	799	311	763	351	728	588	222
Adult	0	0	4	0	0	2	0	18	0
Child in Need of Supervision	11	0	30	0	16	0	2	0	0
Child in Need of Assistance	57	20	28	87	50	47	247	87	65
Guardianship	4	6	11	8	35	12	13	11	3
Adoption	4	5	0	8	17	2	25	7	0
Peace Orders	0	18	34	0	12	0	12	23	1
Unreported Category	0	0	0	3	0	0	0	0	0

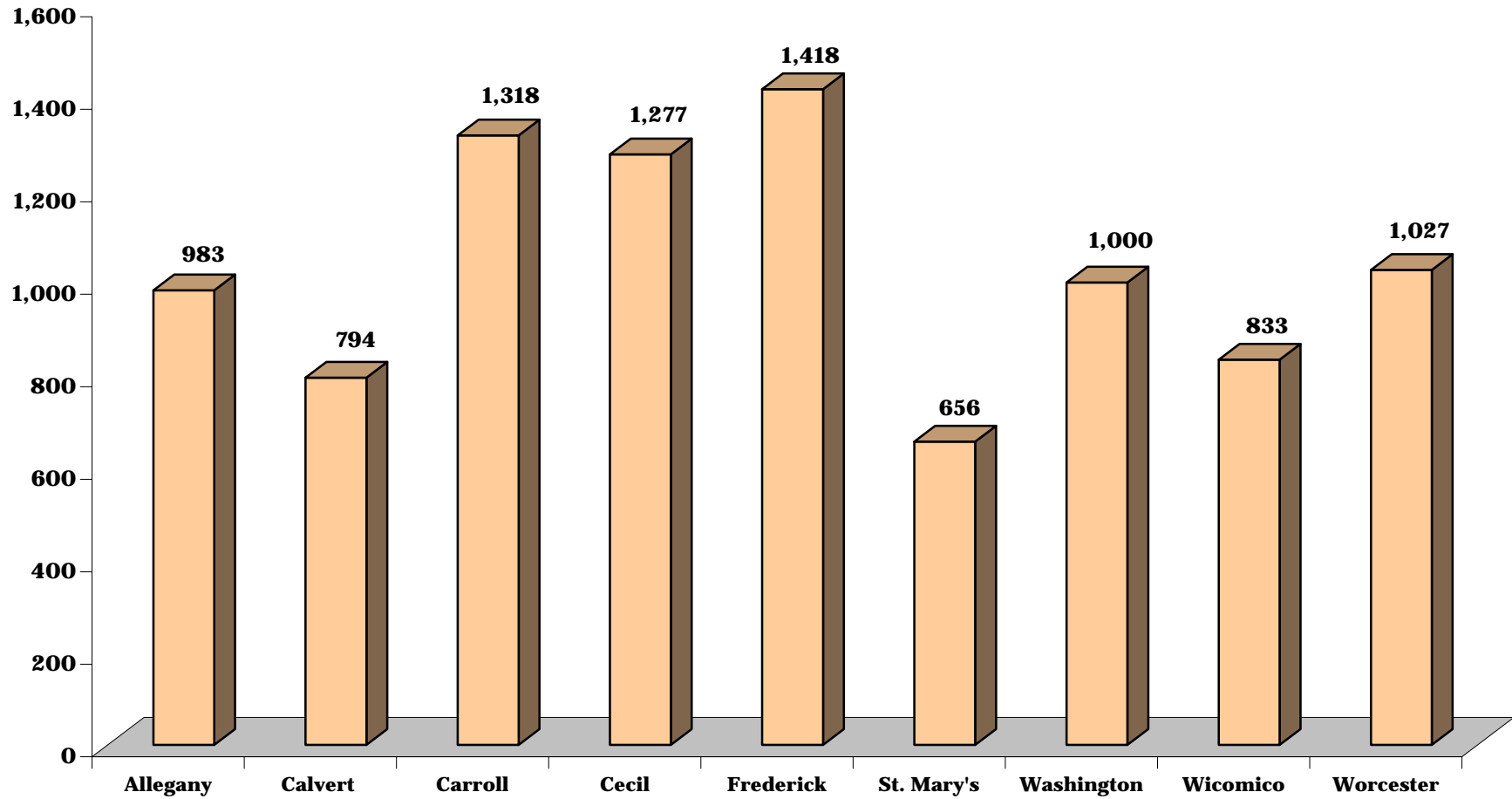
	<b>Allegany</b>	<b>Calvert</b>	<b>Carroll</b>	<b>Cecil</b>	<b>Frederick</b>	<b>St. Mary's</b>	<b>Washington</b>	<b>Wicomico</b>	<b>Worcester</b>
<b>Total Criminal</b>	<b>772</b>	<b>679</b>	<b>2,466</b>	<b>2,270</b>	<b>3,359</b>	<b>789</b>	<b>2,780</b>	<b>2,605</b>	<b>1,510</b>
Indictment/Information	357	379	689	667	974	403	909	1,239	428
<i>Appeals</i>									
District Court - Motor	24	8	78	57	126	16	87	24	32
District Court - Other	20	6	46	23	84	21	117	37	27
Jury Trial Prayed - Motor	94	121	662	541	1,121	109	569	417	500
Jury Trial Prayed - Other	270	143	946	599	1,031	232	983	814	501
Non Support	0	1	0	283	0	3	0	0	0
Post Conviction	5	5	5	5	11	0	2	3	0
Unreported Category	2	16	40	95	12	5	113	71	22

	<b>Allegany</b>	<b>Calvert</b>	<b>Carroll</b>	<b>Cecil</b>	<b>Frederick</b>	<b>St. Mary's</b>	<b>Washington</b>	<b>Wicomico</b>	<b>Worcester</b>
<b>TOTAL FILINGS</b>	<b>3,999</b>	<b>4,966</b>	<b>6,674</b>	<b>6,547</b>	<b>8,990</b>	<b>3,988</b>	<b>9,437</b>	<b>6,241</b>	<b>4,476</b>

**CHART CC-4.2.1  
CIRCUIT COURT**

**MEDIUM JURISDICTIONS: TOTAL CIVIL-GENERAL FILINGS**

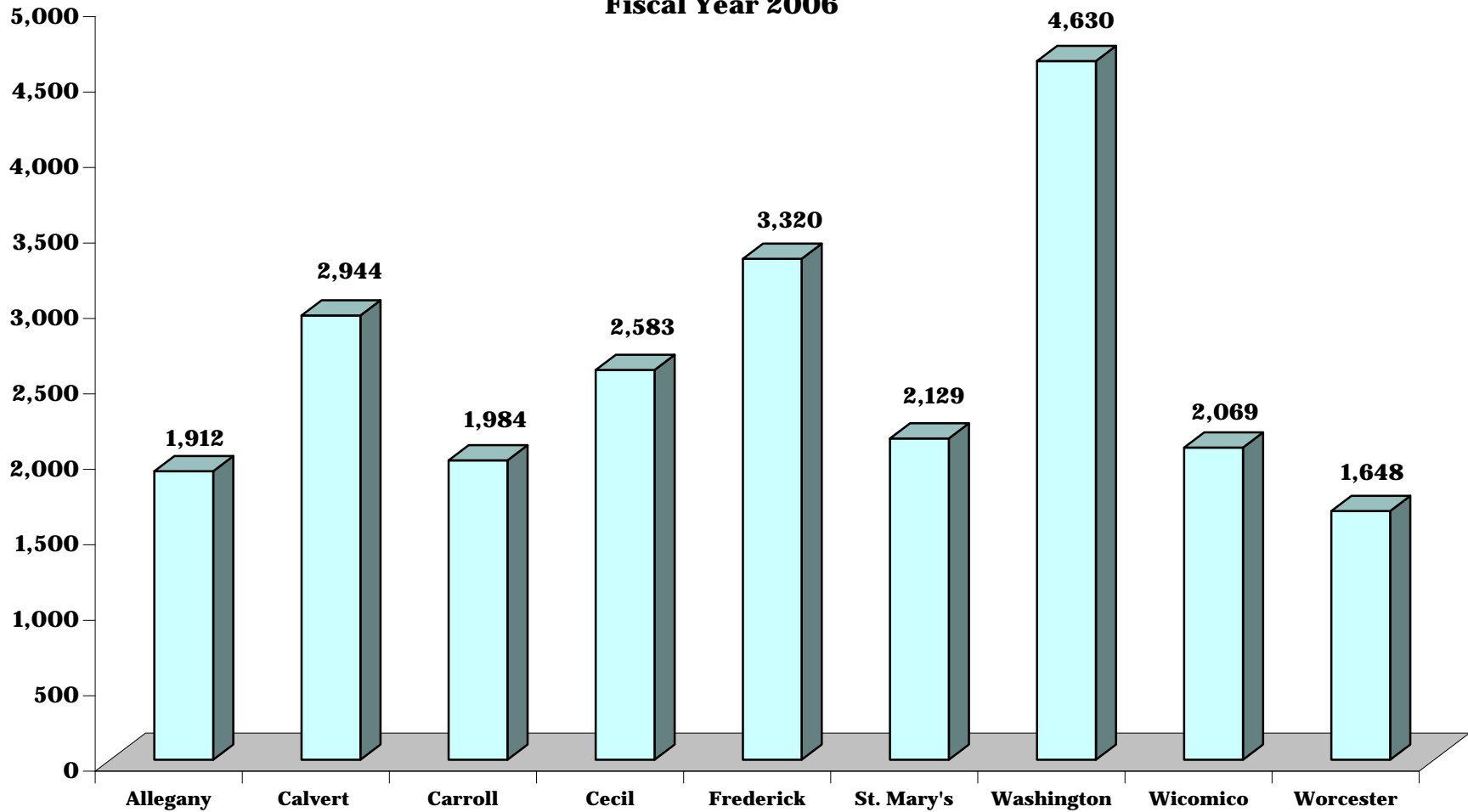
**Original and Reopened Cases  
Fiscal Year 2006**



**CHART CC-4.2.2  
CIRCUIT COURT**

**MEDIUM JURISDICTIONS: TOTAL CIVIL-FAMILY FILINGS**

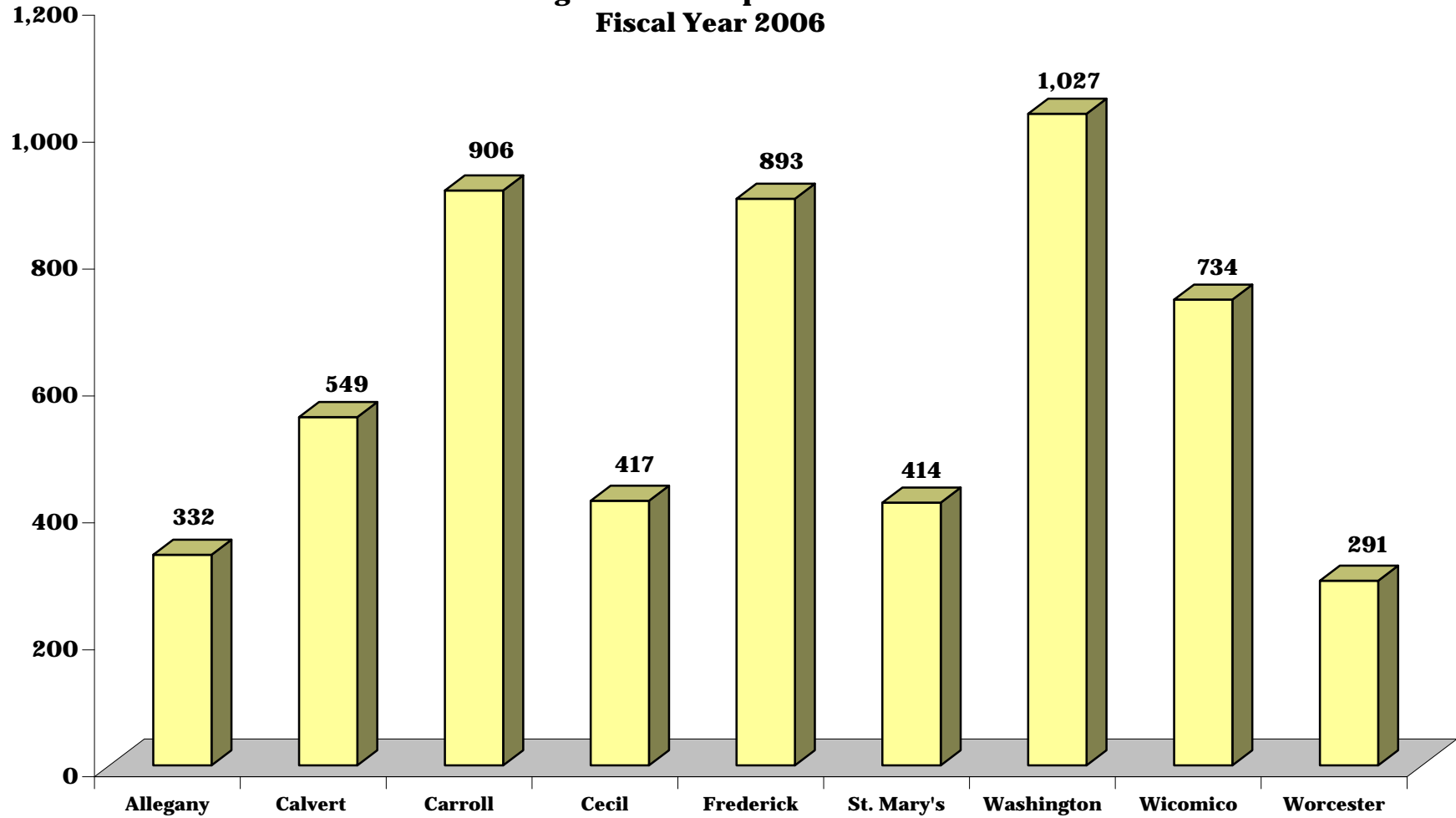
**Original and Reopened Cases  
Fiscal Year 2006**



**CHART CC-4.2.3  
CIRCUIT COURT**

**MEDIUM JURISDICTIONS: TOTAL JUVENILE FILINGS**

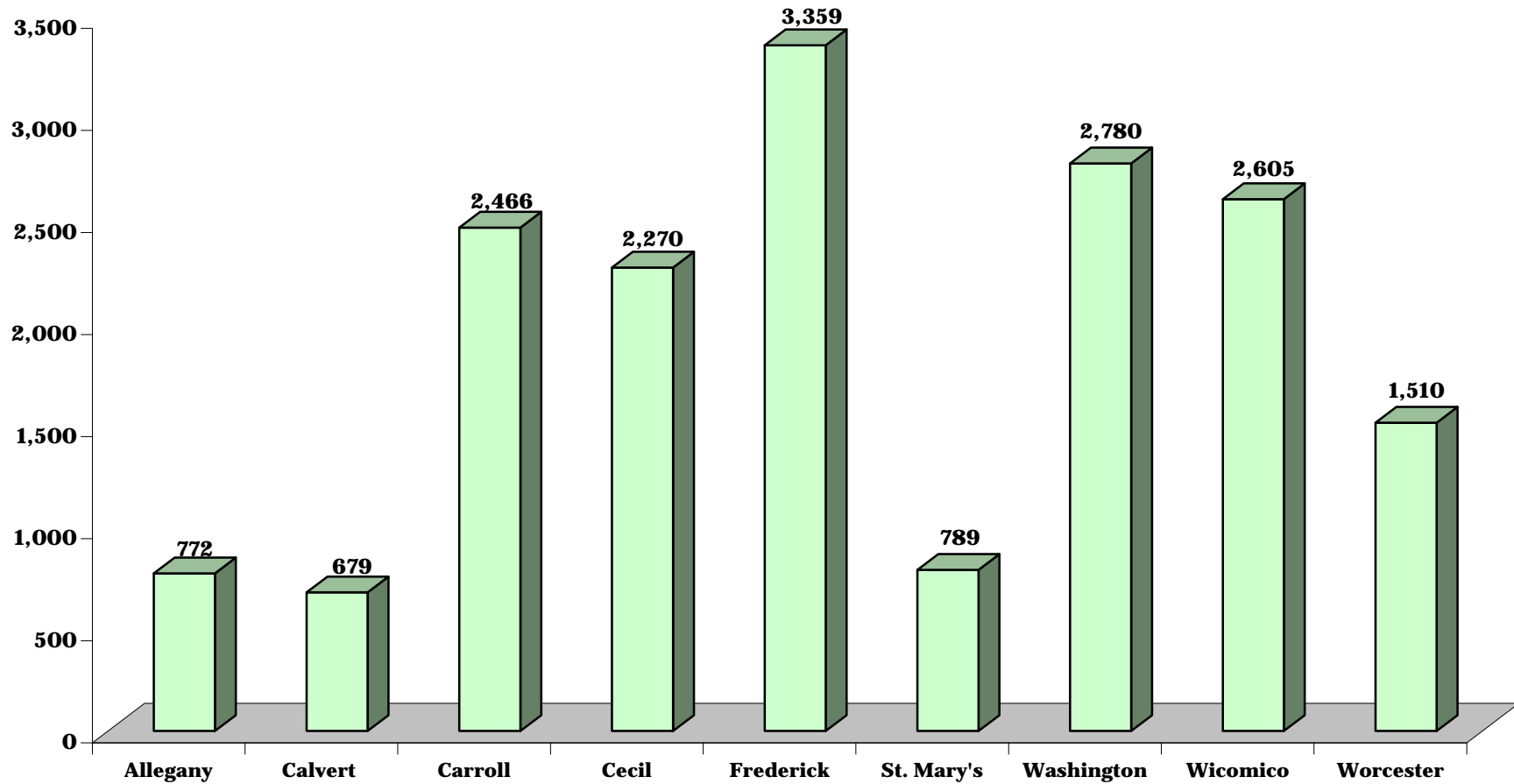
**Original and Reopened Cases  
Fiscal Year 2006**



**CHART CC-4.2.4  
CIRCUIT COURT**

**MEDIUM JURISDICTIONS: TOTAL CRIMINAL FILINGS**

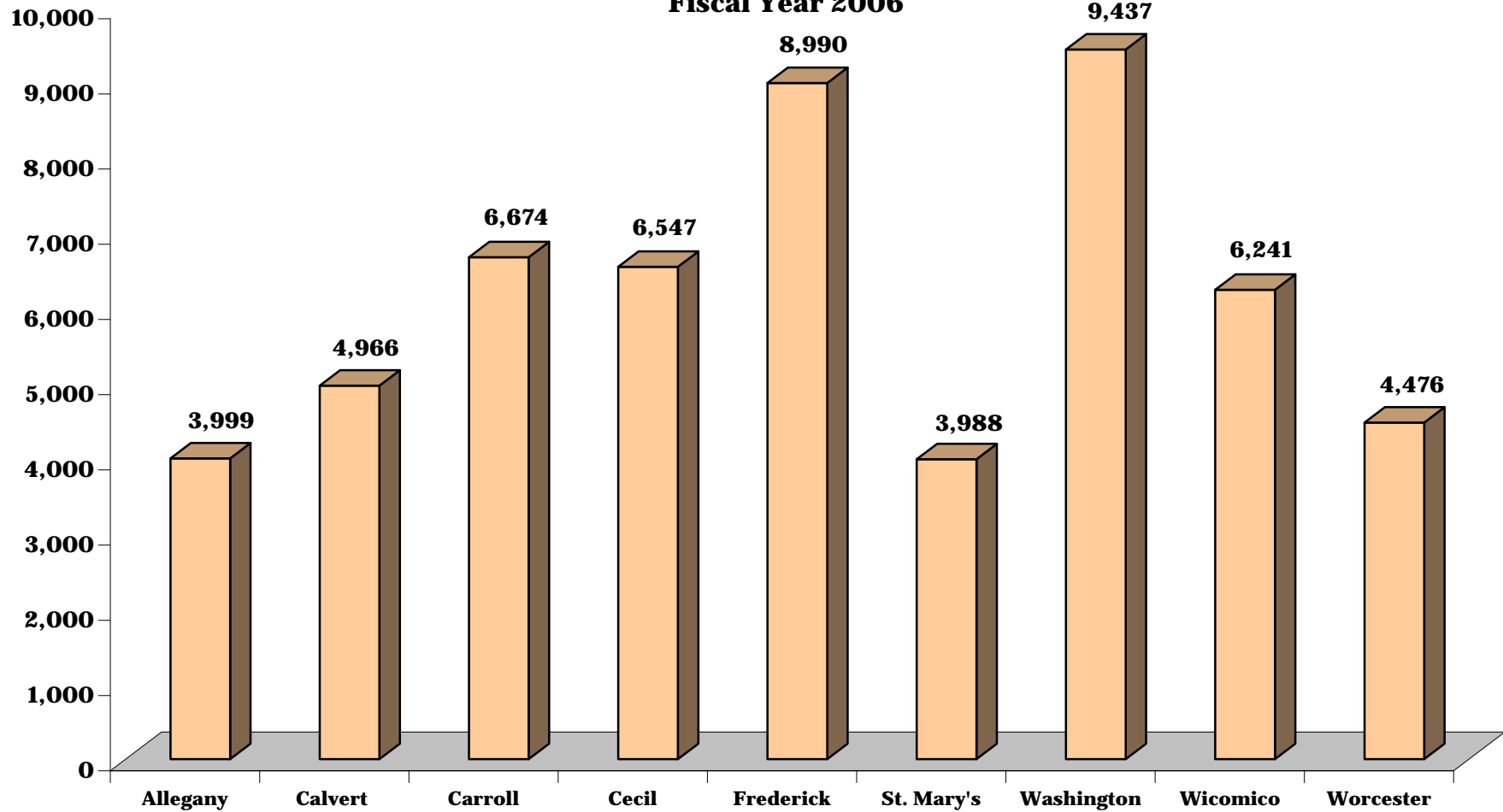
**Original and Reopened Cases  
Fiscal Year 2006**



**CHART CC-4.2.5  
CIRCUIT COURT**

**MEDIUM JURISDICTIONS: TOTAL FILINGS**

**Original and Reopened Cases  
Fiscal Year 2006**



**TABLE CC-4.3  
CIRCUIT COURT**

**MEDIUM-LARGE JURISDICTIONS:  
CATEGORIES OF FILINGS**

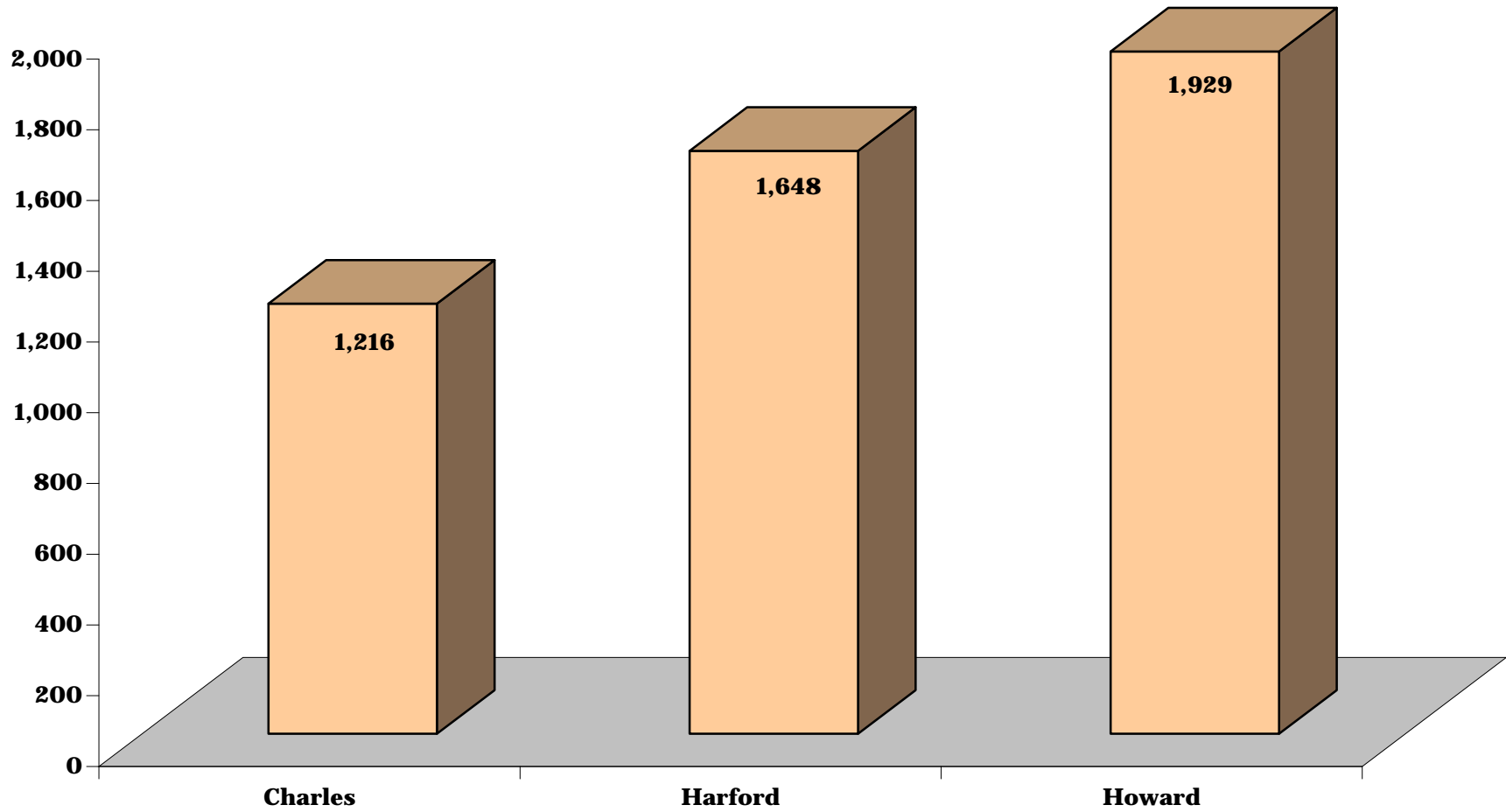
**Original and Reopened Cases  
Fiscal Year 2006**

	<b>Charles</b>	<b>Harford</b>	<b>Howard</b>
<b>Total Civil-General</b>	<b>1,216</b>	<b>1,648</b>	<b>1,929</b>
Motor Tort	105	146	176
Other Tort	55	39	113
Contract	87	74	286
Condemnation	2	1	5
Cont'd Confessed Judgment	20	38	56
Other Law	96	76	88
<i>Appeals</i>			
District Court - On Record	8	16	7
District Court - De Novo	44	12	30
Administrative Agency	68	167	128
Other General	731	1,075	1,024
Unreported Category	0	4	16
<b>Total Civil-Family</b>	<b>3,013</b>	<b>4,652</b>	<b>2,330</b>
Divorce/Nullity	1,051	1,577	1,212
Other Domestic Relations	926	1,605	645
Adoption/Guardianship	39	57	49
Paternity	721	1,109	306
Domestic Violence	276	304	118
	<b>Charles</b>	<b>Harford</b>	<b>Howard</b>
<b>Total Juvenile</b>	<b>964</b>	<b>929</b>	<b>832</b>
Delinquency	884	701	769
Adult	1	0	0
Child in Need of Supervision	0	0	0
Child in Need of Assistance	32	159	40
Guardianship	30	27	10
Adoption	17	20	5
Peace Orders	0	22	8
Unreported Category	0	0	0
<b>Total Criminal</b>	<b>1,848</b>	<b>3,789</b>	<b>2,154</b>
Indictment/Information	1,098	1,003	783
<i>Appeals</i>			
District Court - Motor	24	214	144
District Court - Other	21	134	56
Jury Trial Prayed - Motor	217	807	424
Jury Trial Prayed - Other	321	1,569	670
Non Support	0	0	0
Post Conviction	49	20	20
Unreported Category	118	42	57
<b>TOTAL FILINGS</b>	<b>7,041</b>	<b>11,018</b>	<b>7,245</b>



**CHART CC-4.3.1  
CIRCUIT COURT**

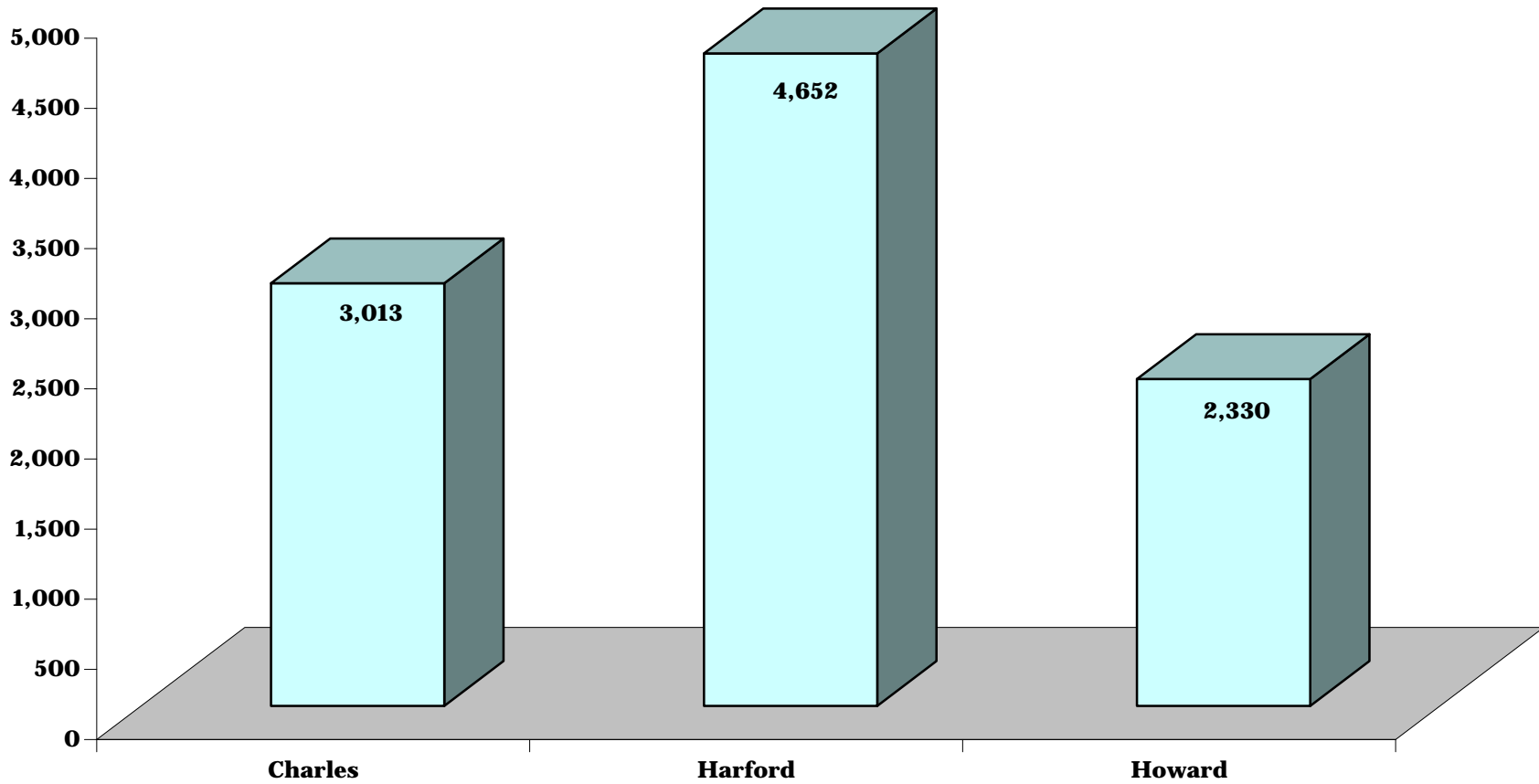
**MEDIUM-LARGE JURISDICTIONS: TOTAL CIVIL-GENERAL FILINGS  
Original and Reopened Cases  
Fiscal Year 2006**



**CHART CC-4.3.2  
CIRCUIT COURT**

**MEDIUM-LARGE JURISDICTIONS: TOTAL CIVIL-FAMILY FILINGS**

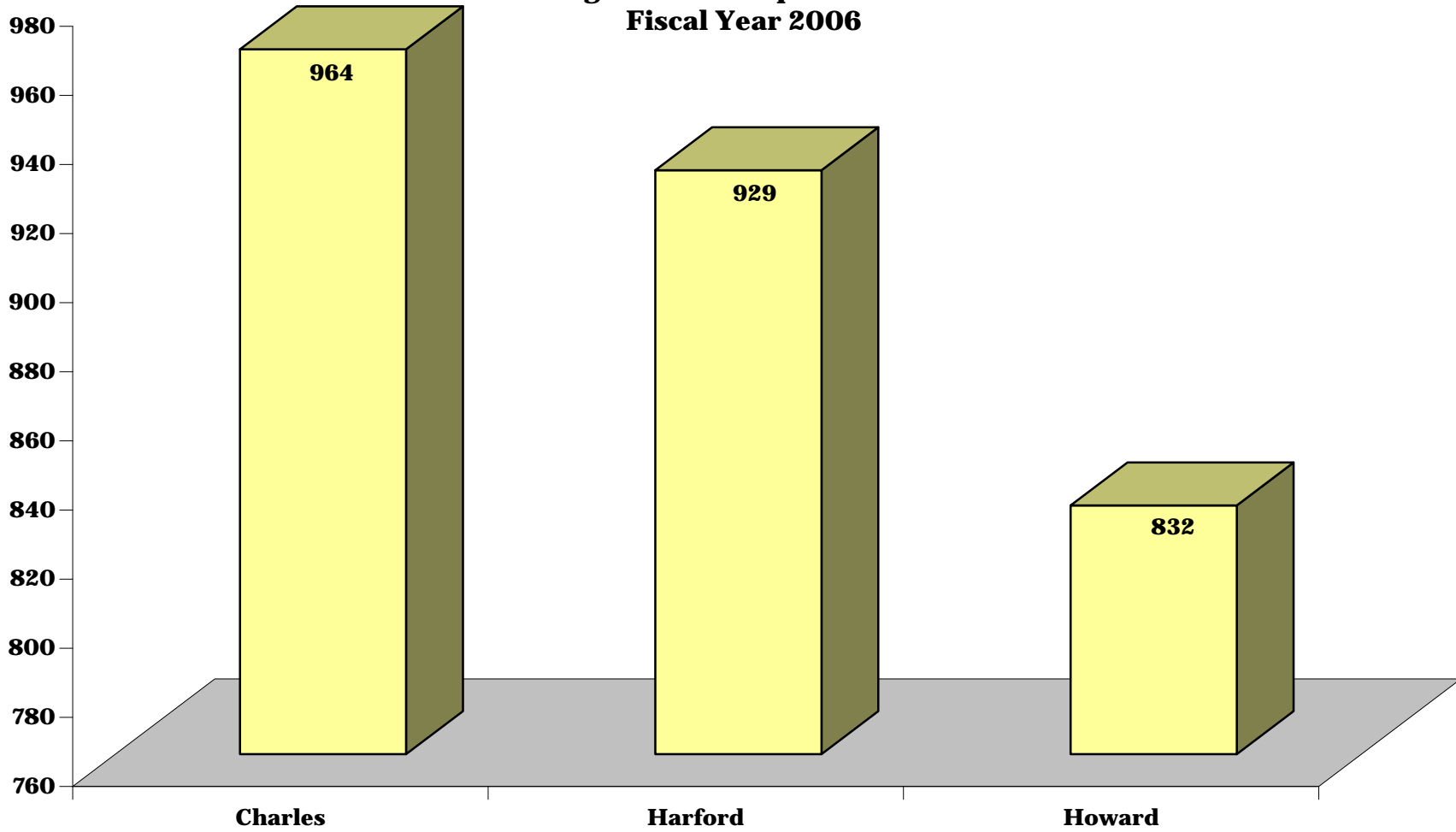
**Original and Reopened Cases  
Fiscal Year 2006**



**CHART CC-4.3.3  
CIRCUIT COURT**

**MEDIUM-LARGE JURISDICTIONS: TOTAL JUVENILE FILINGS**

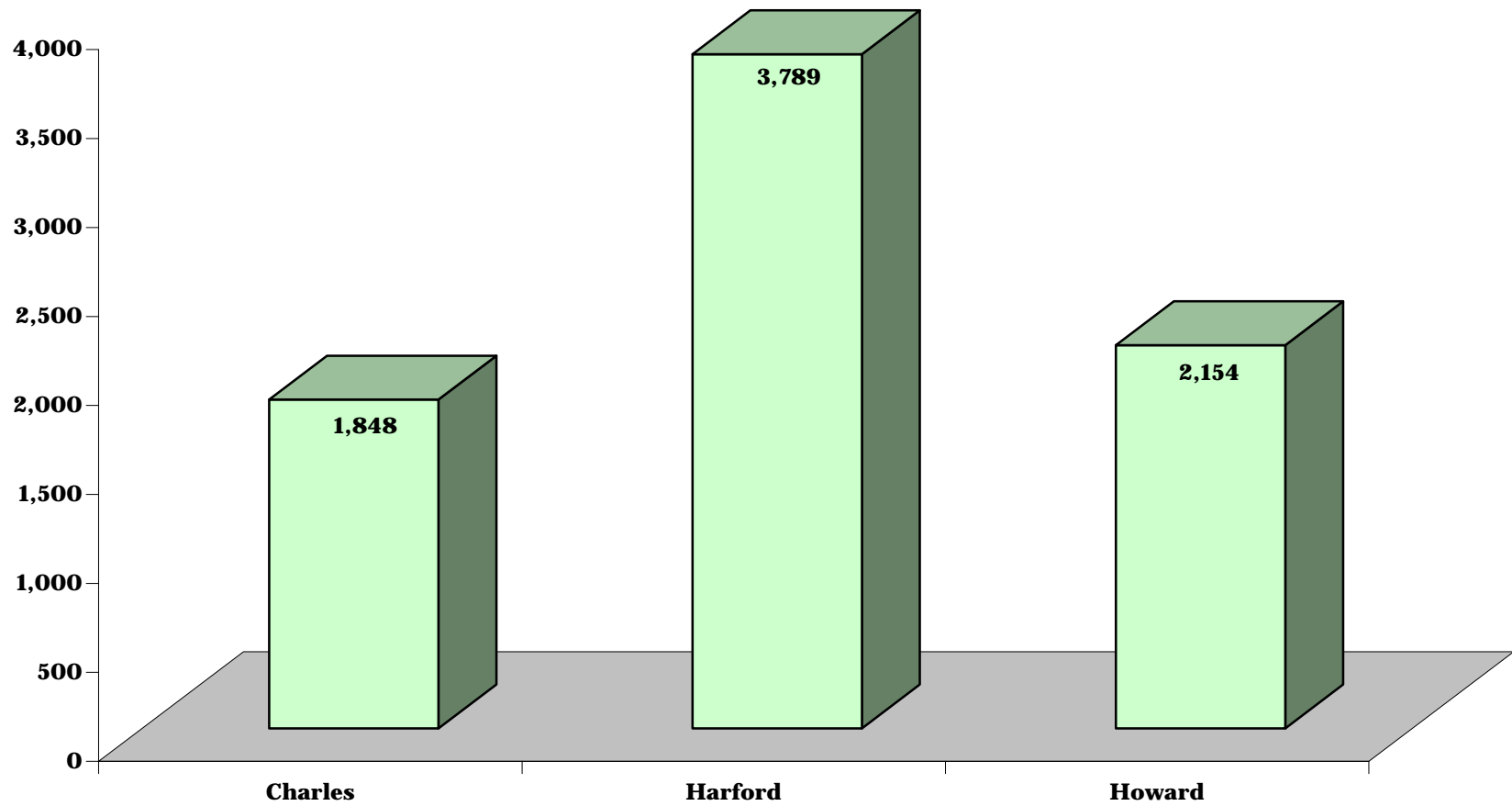
**Original and Reopened Cases  
Fiscal Year 2006**



**CHART CC-4.3.4  
CIRCUIT COURT**

**MEDIUM-LARGE JURISDICTIONS: TOTAL CRIMINAL FILINGS**

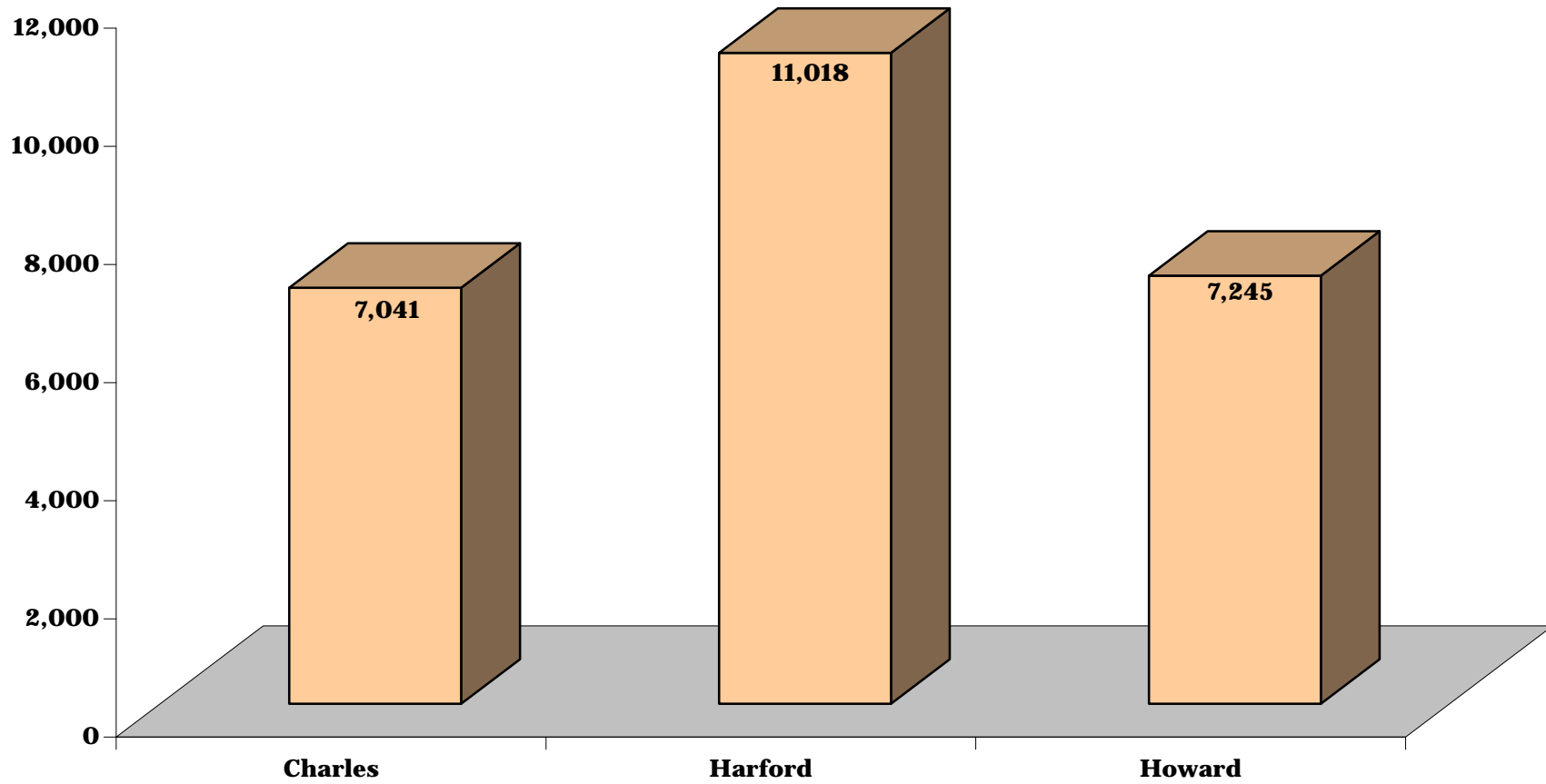
**Original and Reopened Cases  
Fiscal Year 2006**



**CHART CC-4.3.5  
CIRCUIT COURT**

**MEDIUM-LARGE JURISDICTIONS: TOTAL FILINGS**

**Original and Reopened Cases  
Fiscal Year 2006**



**TABLE CC-4.4  
CIRCUIT COURT**

**LARGE JURISDICTIONS:  
CATEGORIES OF FILINGS**

**Original and Reopened Cases  
Fiscal Year 2006**

	<b>Anne Arundel</b>	<b>Baltimore</b>	<b>Baltimore City</b>	<b>Montgomery</b>	<b>Prince George's</b>
<b>Total Civil-General</b>	<b>5,696</b>	<b>8,534</b>	<b>17,471</b>	<b>12,284</b>	<b>9,125</b>
Motor Tort	445	878	1,373	574	1,193
Other Tort	6	463	1,971	659	759
Contract	567	971	684	1,348	761
Condemnation	6	43	173	12	3
Cont'd Confessed Judgment	134	190	76	146	0
Other Law	304	265	2,091	5,150	427
<i>Appeals</i>					
District Court - On Record	15	65	78	90	91
District Court - De Novo	57	149	188	361	133
Administrative Agency	229	542	911	465	445
Other General	3,849	4,909	9,832	3,474	5,281
Unreported Category	84	59	94	5	32

	<b>Anne Arundel</b>	<b>Baltimore</b>	<b>Baltimore City</b>	<b>Montgomery</b>	<b>Prince George's</b>
<b>Total Civil-Family</b>	<b>7,399</b>	<b>9,184</b>	<b>11,757</b>	<b>11,443</b>	<b>14,221</b>
Divorce/Nullity	3,691	4,211	3,234	6,234	7,146
Other Domestic Relations	2,204	3,233	1,858	1,362	3,125
Adoption/Guardianship	341	280	176	1,763	98
Paternity	848	951	6,269	1,404	3,198
Domestic Violence	315	509	220	680	654

LARGE JURISDICTIONS: CATEGORIES OF FILINGS, page 2

	Anne Arundel	Baltimore	Baltimore City	Montgomery	Prince George's
<b>Total Juvenile</b>	<b>2,157</b>	<b>4,885</b>	<b>9,716</b>	<b>4,278</b>	<b>4,487</b>
Delinquency	1,984	4,150	7,132	3,877	4,184
Adult	1	1	2	0	0
Child in Need of Supervision	0	2	161	0	0
Child in Need of Assistance	104	537	1,652	266	242
Guardianship	39	57	260	31	25
Adoption	15	47	280	15	36
Peace Orders	14	91	217	89	0
Unreported Category	0	0	12	0	0

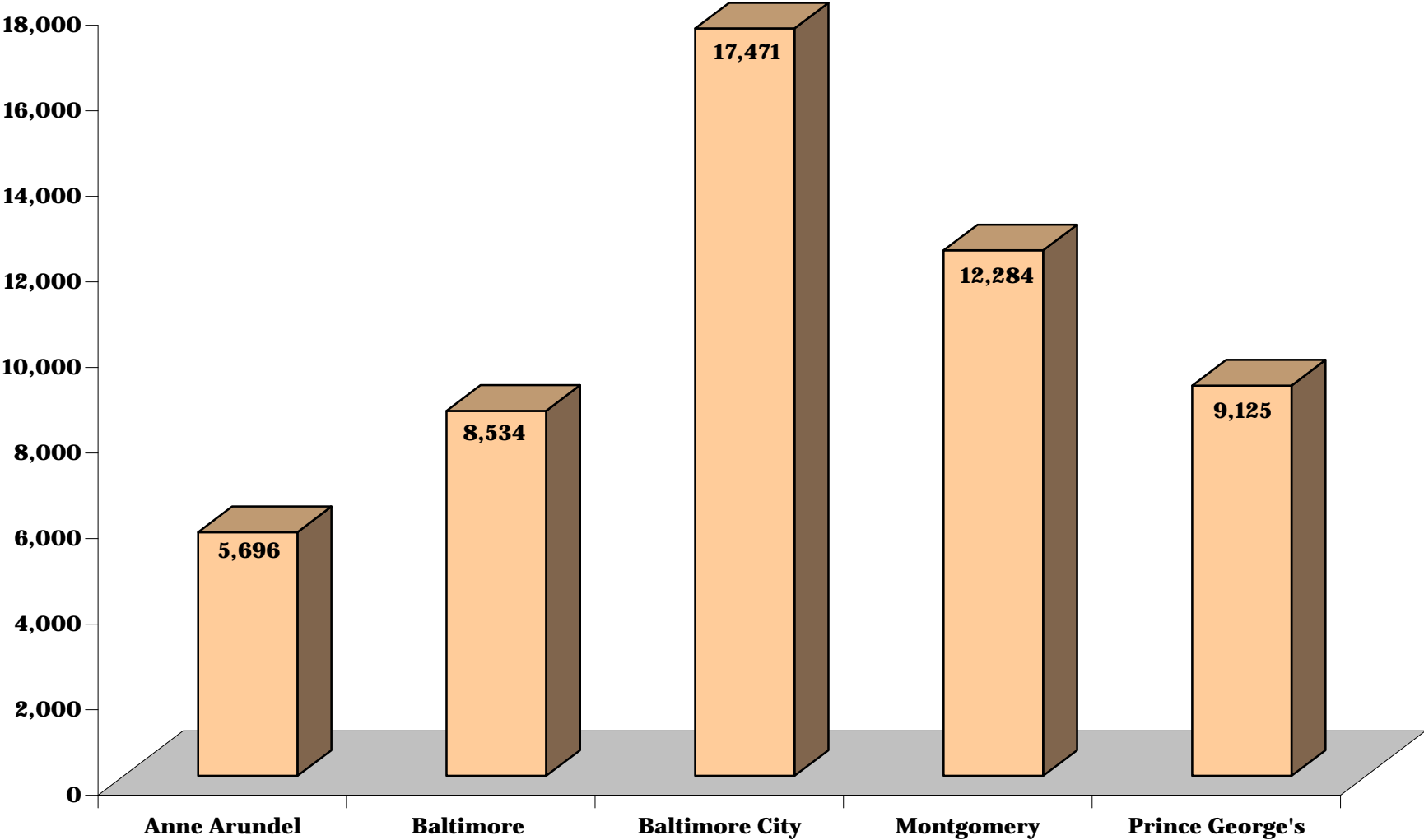
	Anne Arundel	Baltimore	Baltimore City	Montgomery	Prince George's
<b>Total Criminal</b>	<b>6,969</b>	<b>8,274</b>	<b>24,599</b>	<b>5,255</b>	<b>7,550</b>
Indictment/Information	4,658	4,853	13,310	3,387	2,867
<i>Appeals</i>					
District Court - Motor	322	455	262	641	121
District Court - Other	495	647	414	834	183
Jury Trial Prayed - Motor	373	561	935	93	2,259
Jury Trial Prayed - Other	985	1,663	9,606	300	2,120
Non Support	2	17	0	0	0
Post Conviction	7	0	26	0	0
Unreported Category	127	78	46	0	0

	Anne Arundel	Baltimore	Baltimore City	Montgomery	Prince George's
<b>TOTAL FILINGS</b>	<b>22,221</b>	<b>30,877</b>	<b>63,543</b>	<b>33,260</b>	<b>35,383</b>

**CHART CC-4.4.1  
CIRCUIT COURT**

**LARGE JURISDICTIONS: TOTAL CIVIL-GENERAL FILINGS**

**Original and Reopened Cases  
Fiscal Year 2006**

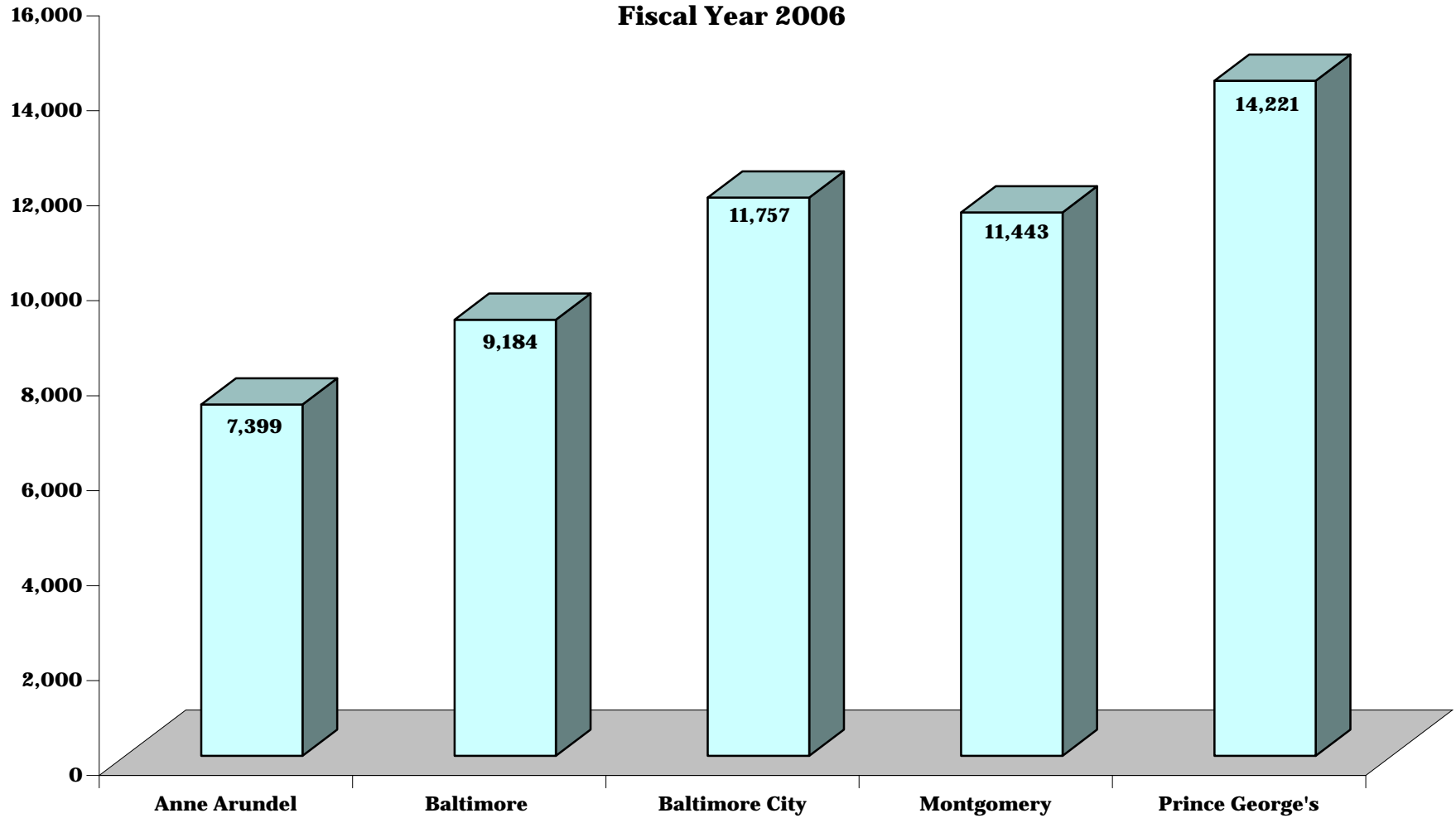




**CHART CC-4.4.2  
CIRCUIT COURT**

**LARGE JURISDICTIONS: TOTAL CIVIL-FAMILY FILINGS**

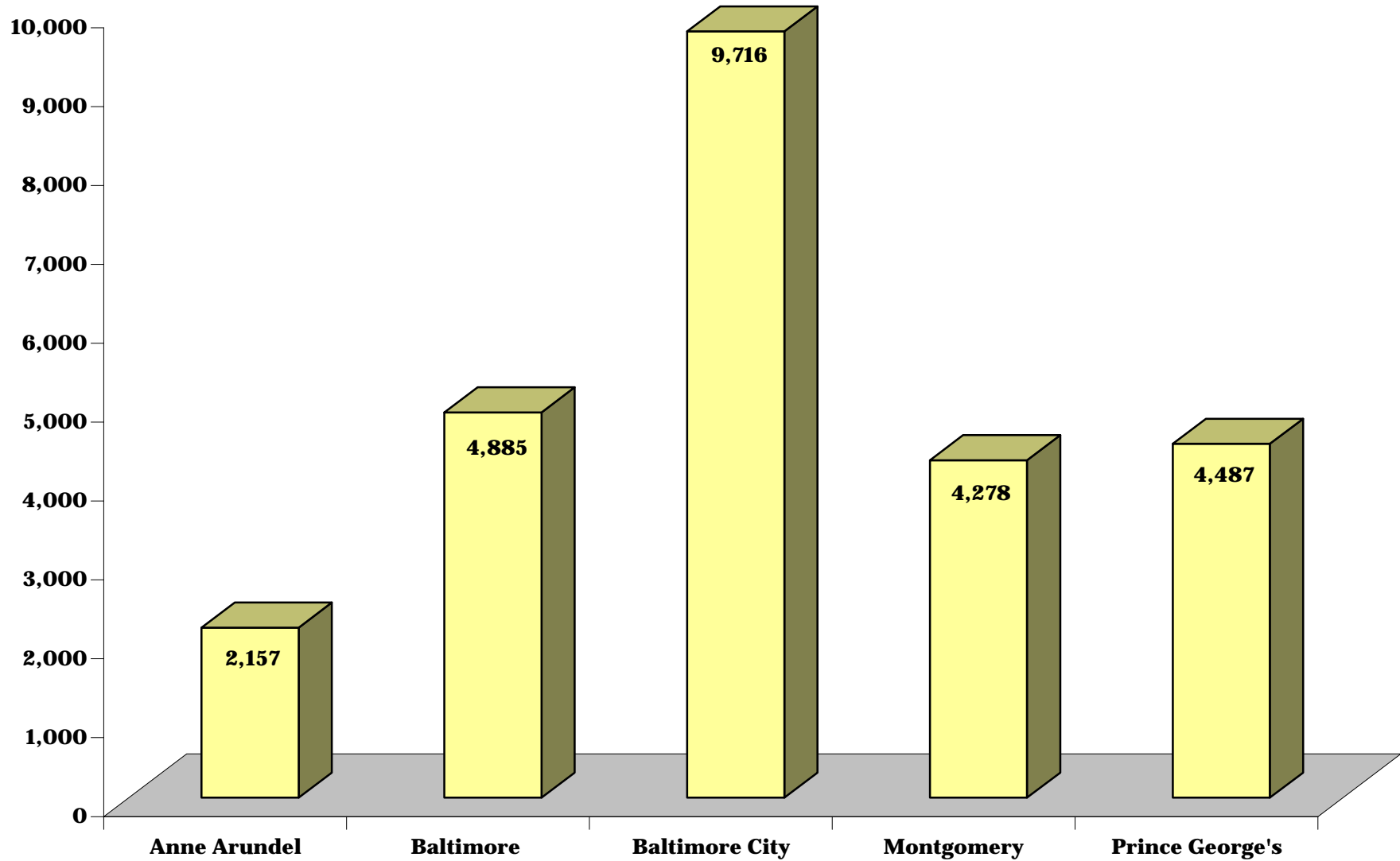
**Original and Reopened Cases  
Fiscal Year 2006**



**CHART CC-4.4.3  
CIRCUIT COURT**

**LARGE JURISDICTIONS: TOTAL JUVENILE FILINGS**

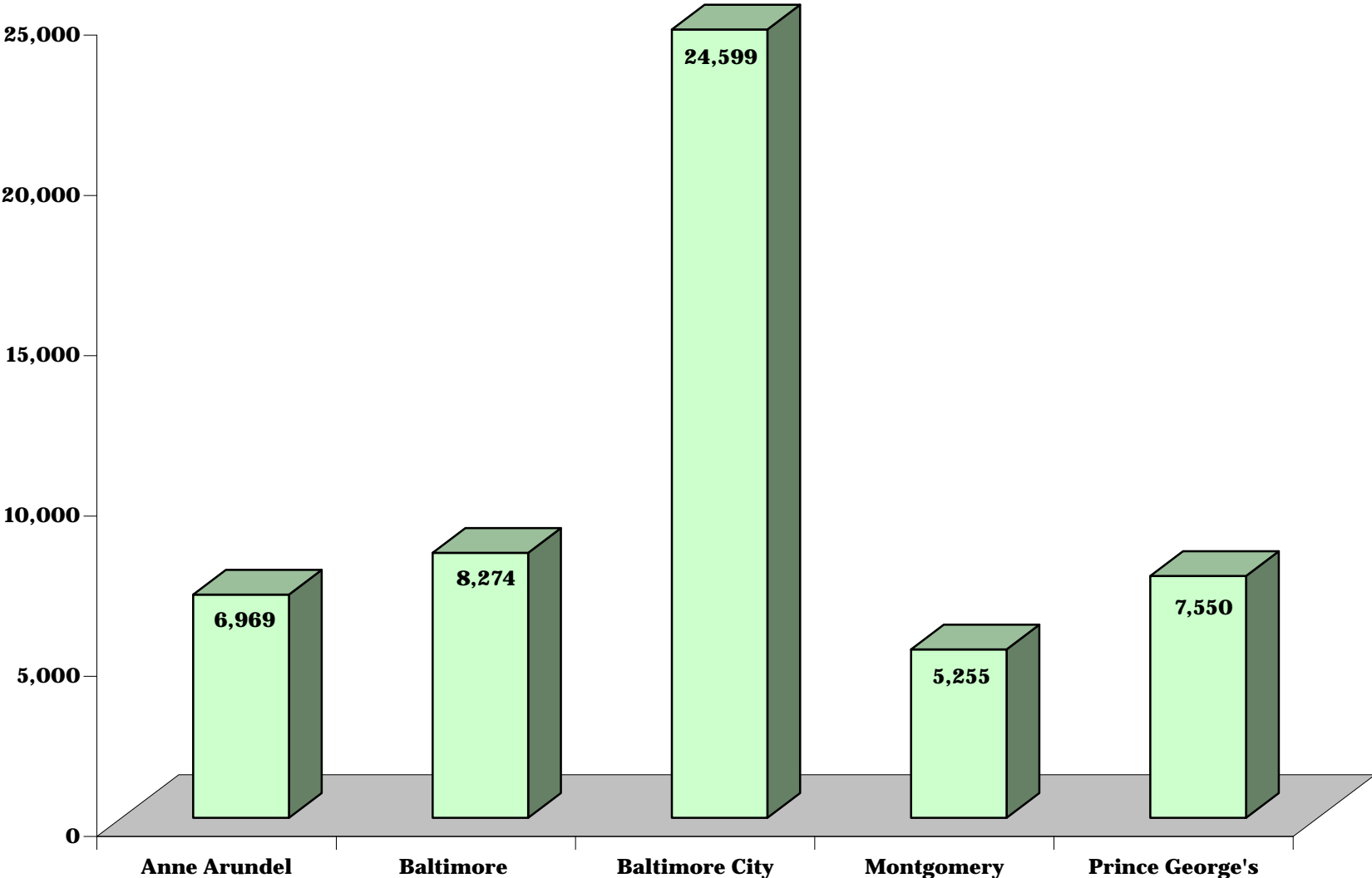
**Original and Reopened Cases  
Fiscal Year 2006**



**CHART CC-4.4.4  
CIRCUIT COURT**

**LARGE JURISDICTIONS: TOTAL CRIMINAL FILINGS**

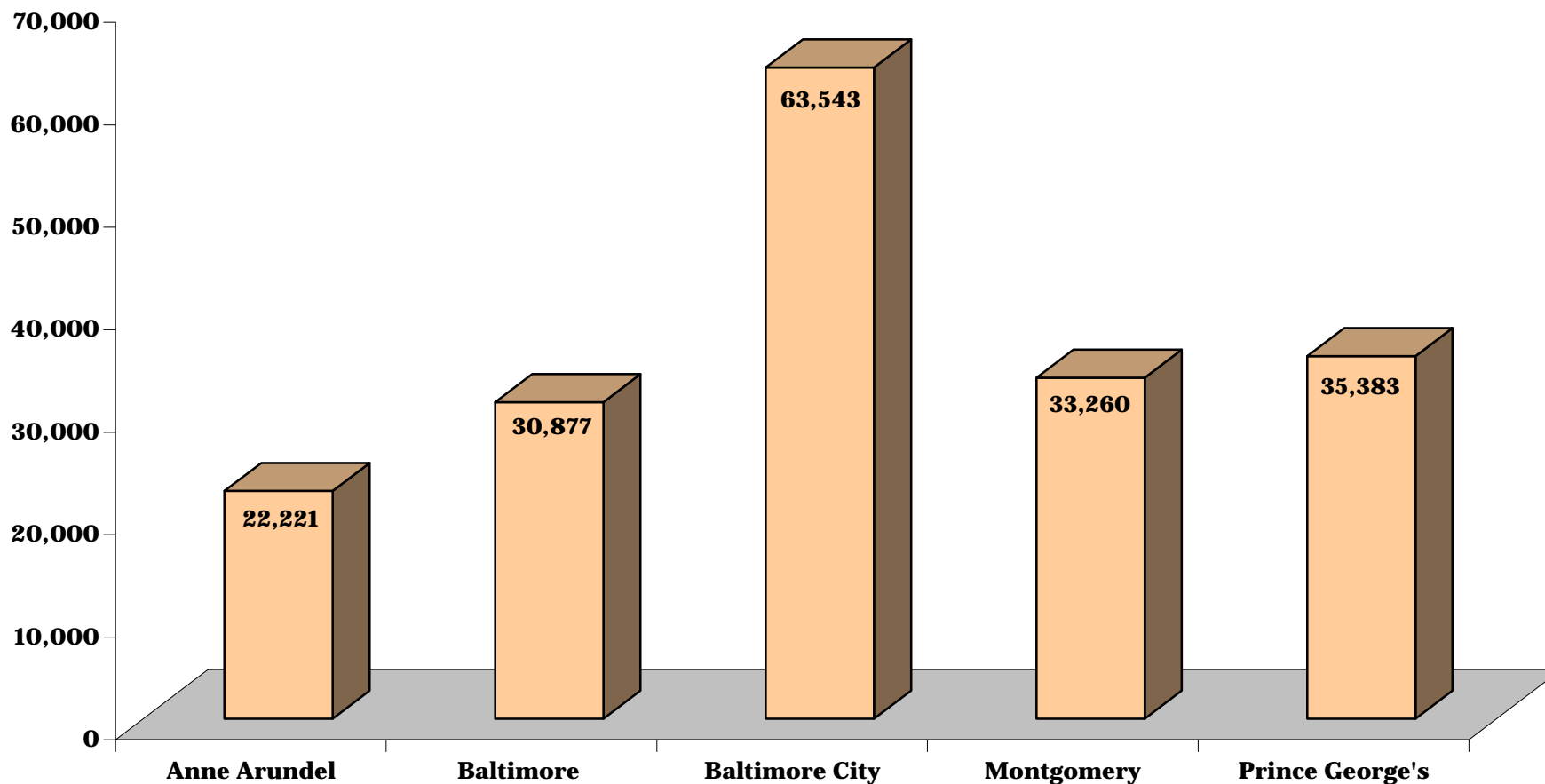
**Original and Reopened Cases  
Fiscal Year 2006**



**CHART CC-4.4.5  
CIRCUIT COURT**

**LARGE JURISDICTIONS: TOTAL FILINGS**

**Original and Reopened Cases  
Fiscal Year 2006**



**TABLE CC-5  
CIRCUIT COURT**

**CIVIL-GENERAL FILINGS AND TERMINATIONS**

**Combined Original and Reopened Cases  
3 Year Comparative Table: Fiscal Years 2004 - 2006**

	2004		2005		2006	
	Filings	Terminations	Filings	Terminations	Filings	Terminations
<b>First Circuit</b>	<b>2,517</b>	<b>2,414</b>	<b>2,598</b>	<b>2,673</b>	<b>2,638</b>	<b>2,605</b>
Dorchester	359	323	352	410	420	359
Somerset	360	330	385	407	358	369
Wicomico	802	817	823	860	833	824
Worcester	996	944	1,038	996	1,027	1,053

	2004		2005		2006	
	Filings	Terminations	Filings	Terminations	Filings	Terminations
<b>Second Circuit</b>	<b>2,463</b>	<b>2,266</b>	<b>2,477</b>	<b>2,614</b>	<b>2,595</b>	<b>2,384</b>
Caroline	251	253	271	336	283	273
Cecil	1,240	1,047	1,176	1,234	1,277	1,147
Kent	230	218	203	186	201	218
Queen Anne's	463	458	501	551	487	450
Talbot	279	290	326	307	347	296

	2004		2005		2006	
	Filings	Terminations	Filings	Terminations	Filings	Terminations
<b>Third Circuit</b>	<b>11,041</b>	<b>10,057</b>	<b>10,381</b>	<b>10,847</b>	<b>10,182</b>	<b>10,320</b>
Baltimore	9,166	8,636	8,619	9,222	8,534	8,640
Harford	1,875	1,421	1,762	1,625	1,648	1,680

	2004		2005		2006	
	Filings	Terminations	Filings	Terminations	Filings	Terminations
<b>Fourth Circuit</b>	<b>2,296</b>	<b>2,184</b>	<b>2,440</b>	<b>2,490</b>	<b>2,262</b>	<b>2,180</b>
Allegany	989	944	1,109	1,153	983	941
Garrett	243	206	298	264	279	267
Washington	1,064	1,034	1,033	1,073	1,000	972

**CIVIL-GENERAL FILINGS AND TERMINATIONS, page 2**

	2004		2005		2006	
	Filings	Terminations	Filings	Terminations	Filings	Terminations
<b>Fifth Circuit</b>	<b>9,713</b>	<b>10,953</b>	<b>9,134</b>	<b>9,790</b>	<b>8,943</b>	<b>8,670</b>
Anne Arundel	6,615	7,974	5,973	6,688	5,696	5,485
Carroll	1,203	1,094	1,251	1,126	1,318	1,308
Howard	1,895	1,885	1,910	1,976	1,929	1,877

	2004		2005		2006	
	Filings	Terminations	Filings	Terminations	Filings	Terminations
<b>Sixth Circuit</b>	<b>14,275</b>	<b>14,524</b>	<b>14,576</b>	<b>15,032</b>	<b>13,702</b>	<b>13,851</b>
Frederick	1,393	1,309	1,501	1,629	1,418	1,285
Montgomery	12,882	13,215	13,075	13,403	12,284	12,566

	2004		2005		2006	
	Filings	Terminations	Filings	Terminations	Filings	Terminations
<b>Seventh Circuit</b>	<b>14,362</b>	<b>13,771</b>	<b>12,772</b>	<b>12,491</b>	<b>11,791</b>	<b>12,801</b>
Calvert	828	698	732	746	794	791
Charles	1,502	1,479	1,368	1,482	1,216	1,235
Prince George's	11,330	10,901	10,017	9,617	9,125	10,131
St. Mary's	702	693	655	646	656	644

	2004		2005		2006	
	Filings	Terminations	Filings	Terminations	Filings	Terminations
<b>Eighth Circuit</b>	<b>17,977</b>	<b>13,768</b>	<b>17,952</b>	<b>17,198</b>	<b>17,471</b>	<b>16,021</b>
Baltimore City	17,977	13,768	17,952	17,198	17,471	16,021

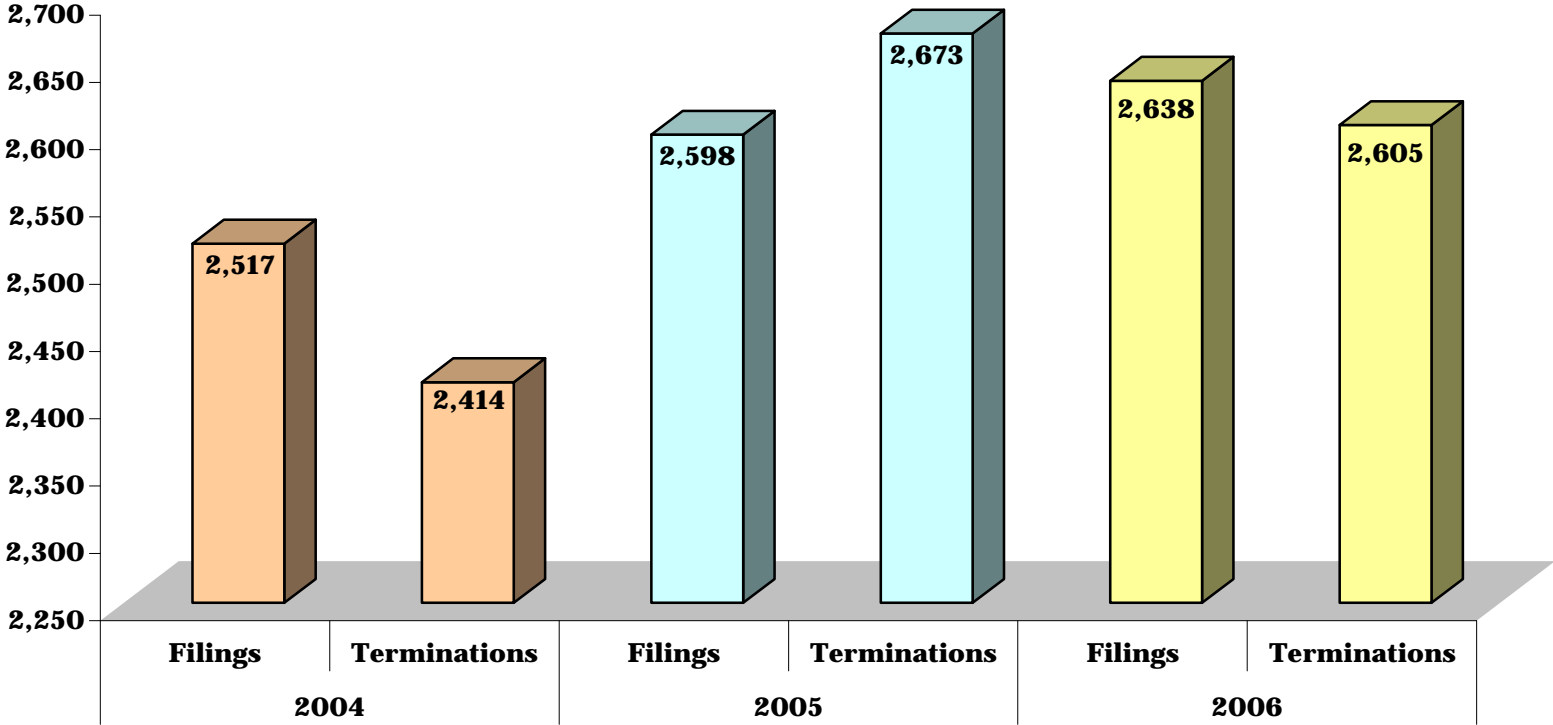
	2004		2005		2006	
	Filings	Terminations	Filings	Terminations	Filings	Terminations
<b>STATE TOTALS</b>	<b>74,644</b>	<b>69,937</b>	<b>72,330</b>	<b>73,135</b>	<b>69,584</b>	<b>68,832</b>

**CHART CC-5.1  
CIRCUIT COURT**

**1st CIRCUIT  
Dorchester, Somerset, Wicomico and Worcester Counties**

**CIVIL-GENERAL FILINGS AND TERMINATIONS**

**3 Year Comparative Data: Fiscal Years 2004 - 2006**

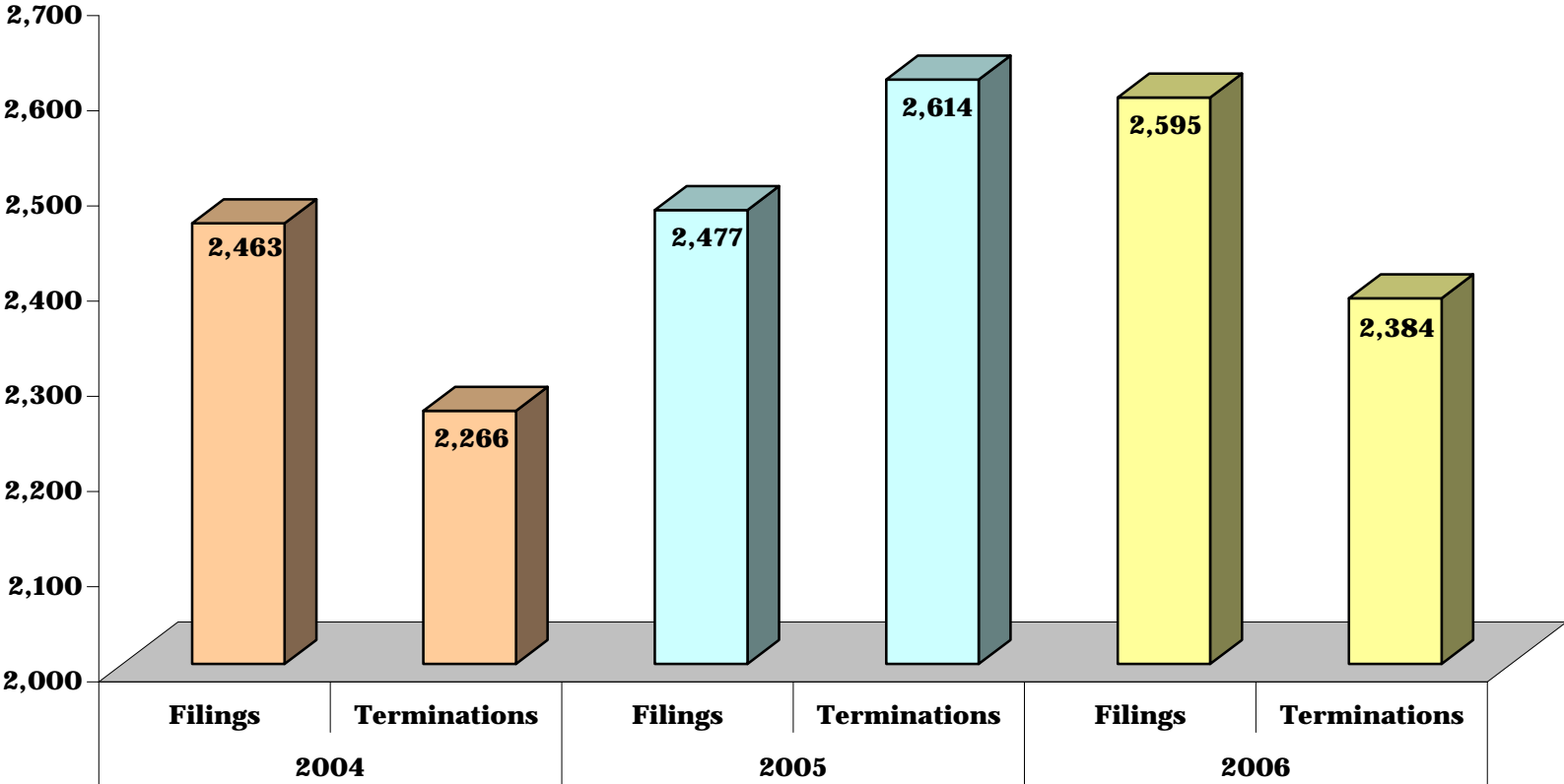


**CHART CC-5.2  
CIRCUIT COURT**

**2nd CIRCUIT  
Caroline, Cecil, Kent, Queen Anne's and Talbot's Counties**

**CIVIL-GENERAL FILINGS AND TERMINATIONS**

**3 Year Comparative Data: Fiscal Years 2004 - 2006**



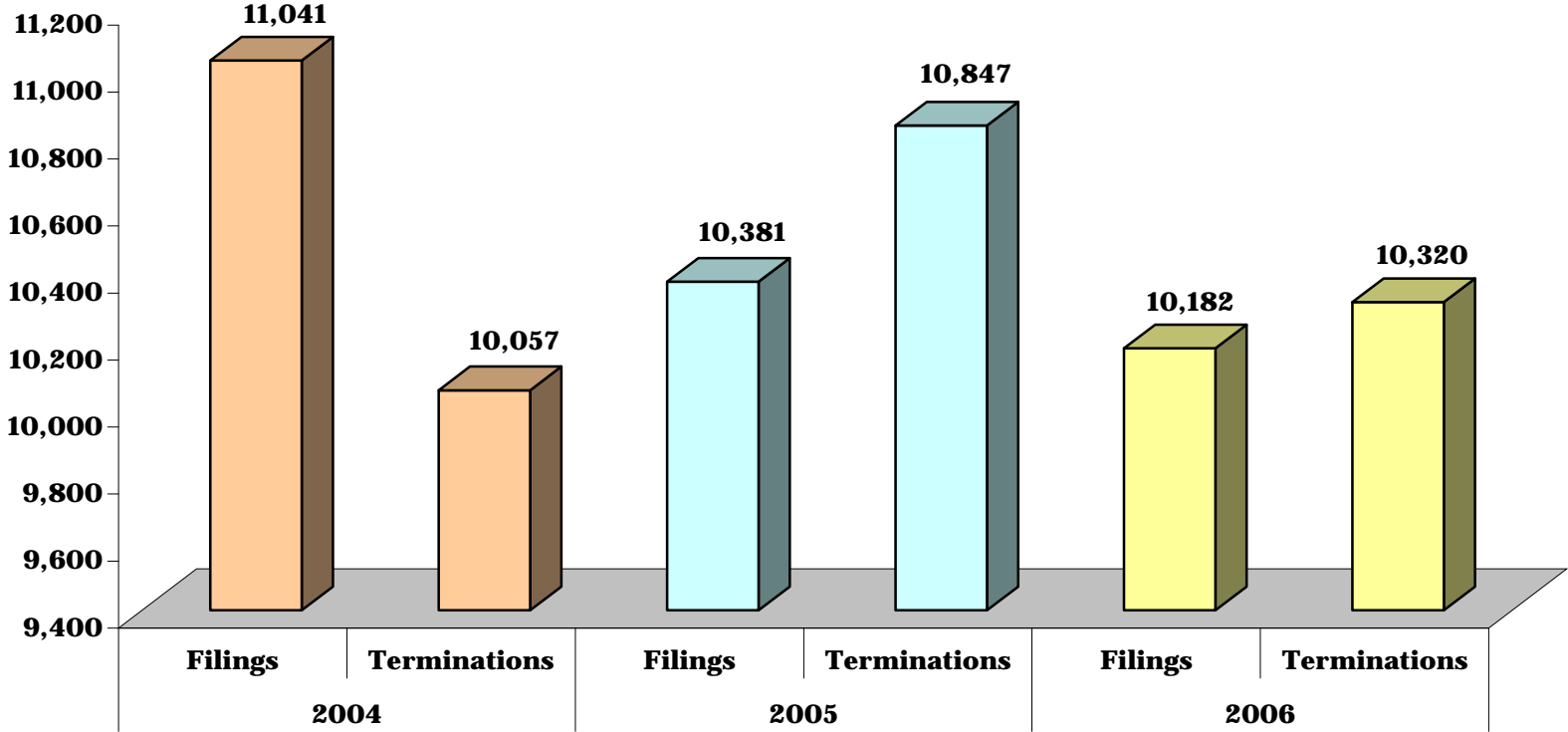


**CHART CC-5.3  
CIRCUIT COURT**

**3rd CIRCUIT  
Baltimore and Harford Counties**

**CIVIL-GENERAL FILINGS AND TERMINATIONS**

**3 Year Comparative Data: Fiscal Years 2004 - 2006**

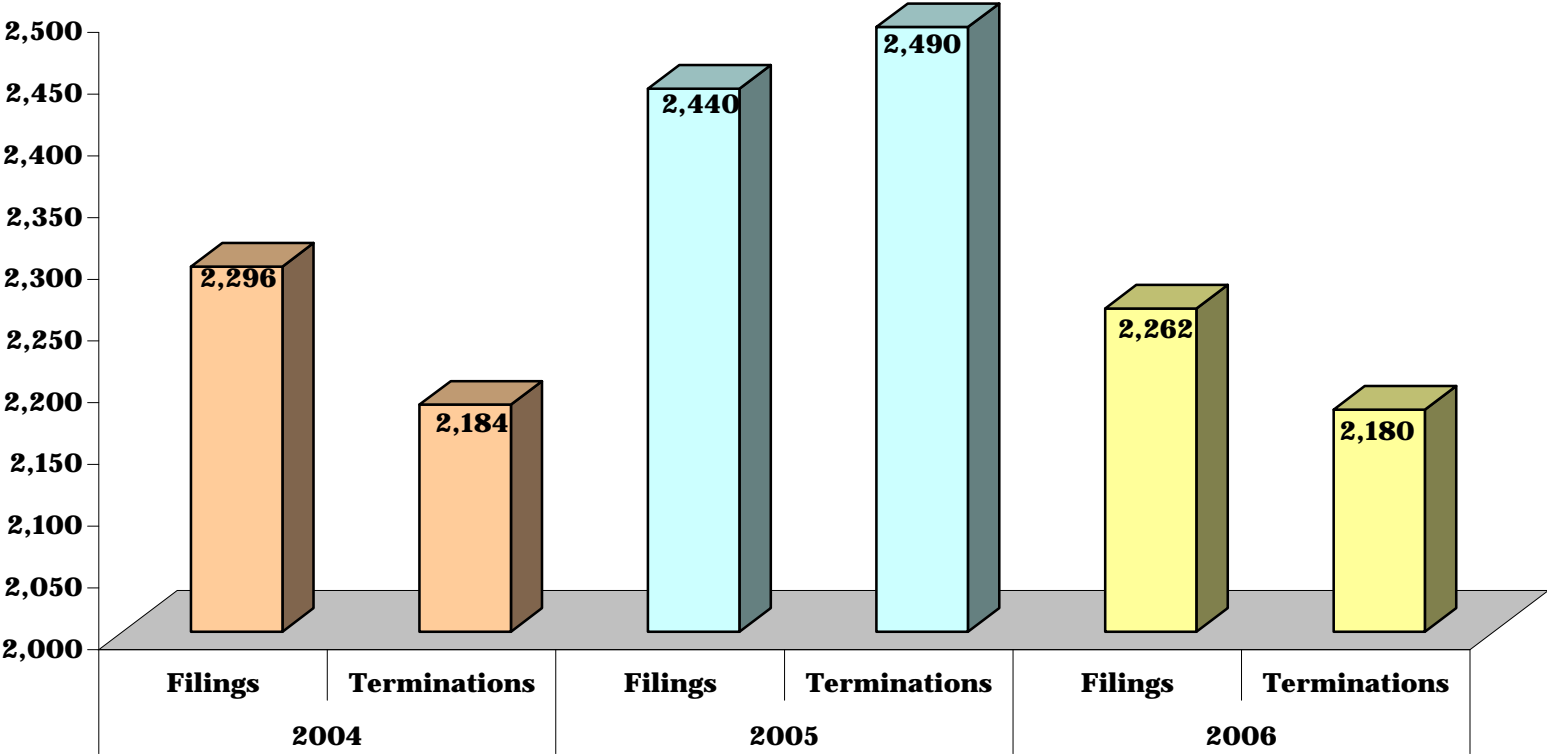


**CHART CC-5.4  
CIRCUIT COURT**

**4th CIRCUIT  
Allegany, Garrett and Washington Counties**

**CIVIL-GENERAL FILINGS AND TERMINATIONS**

**3 Year Comparative Data: Fiscal Years 2004 - 2006**

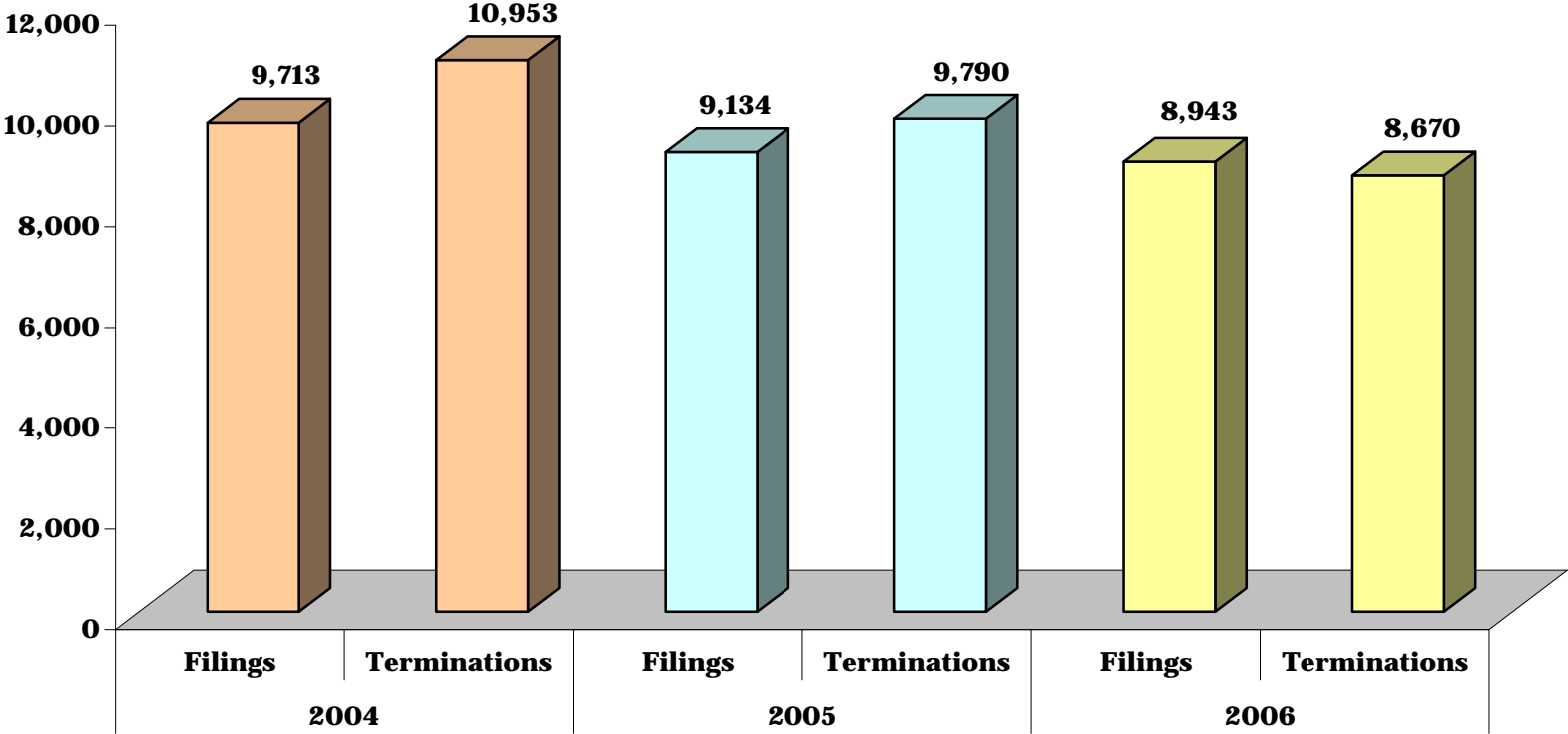


**CHART CC-5.5  
CIRCUIT COURT**

**5th CIRCUIT  
Anne Arundel, Carroll and Howard Counties**

**CIVIL-GENERAL FILINGS AND TERMINATIONS**

**3 Year Comparative Data: Fiscal Years 2004 - 2006**

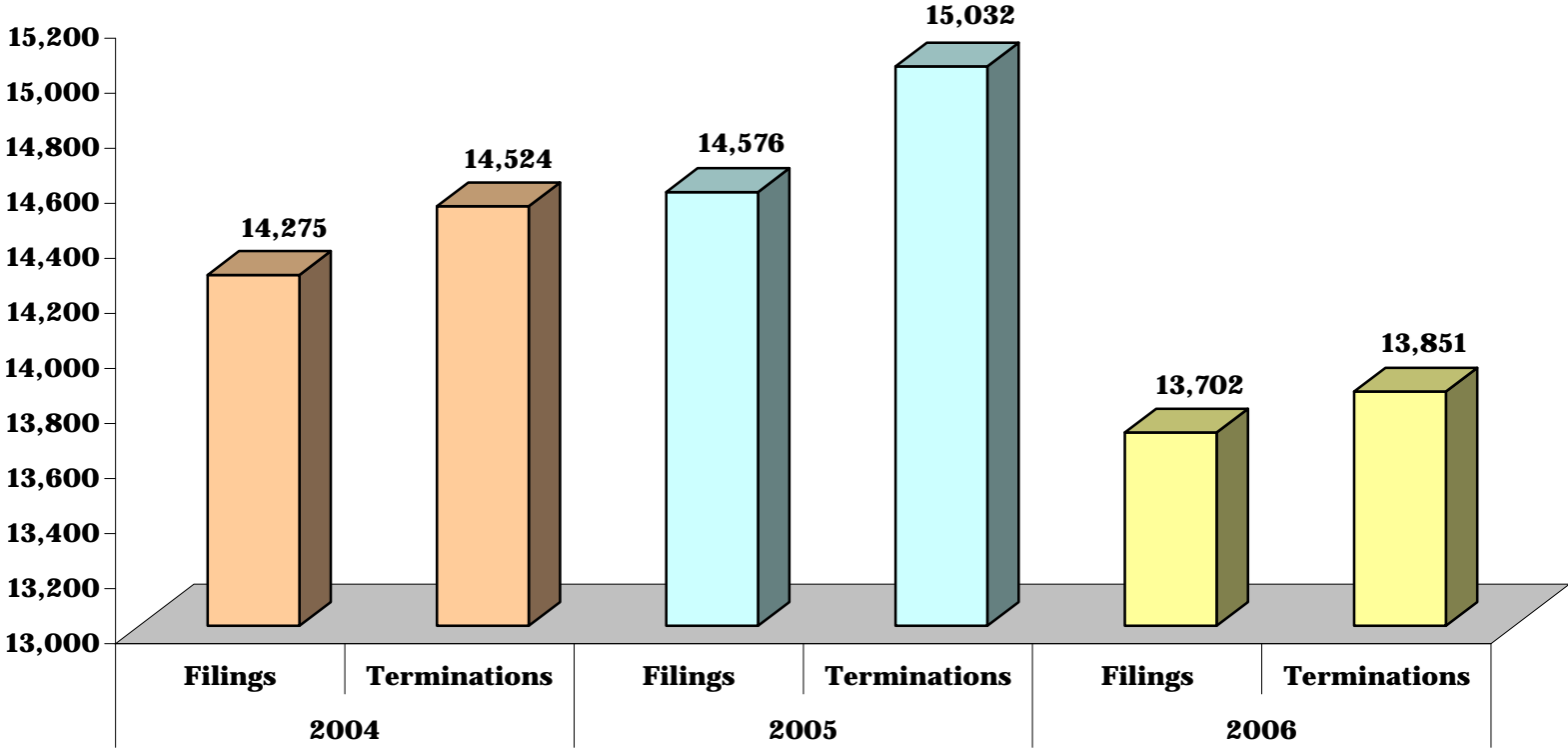


**CHART CC-5.6  
CIRCUIT COURT**

**6th CIRCUIT  
Frederick and Montgomery Counties**

**CIVIL-GENERAL FILINGS AND TERMINATIONS**

**3 Year Comparative Data: Fiscal Years 2004 - 2006**

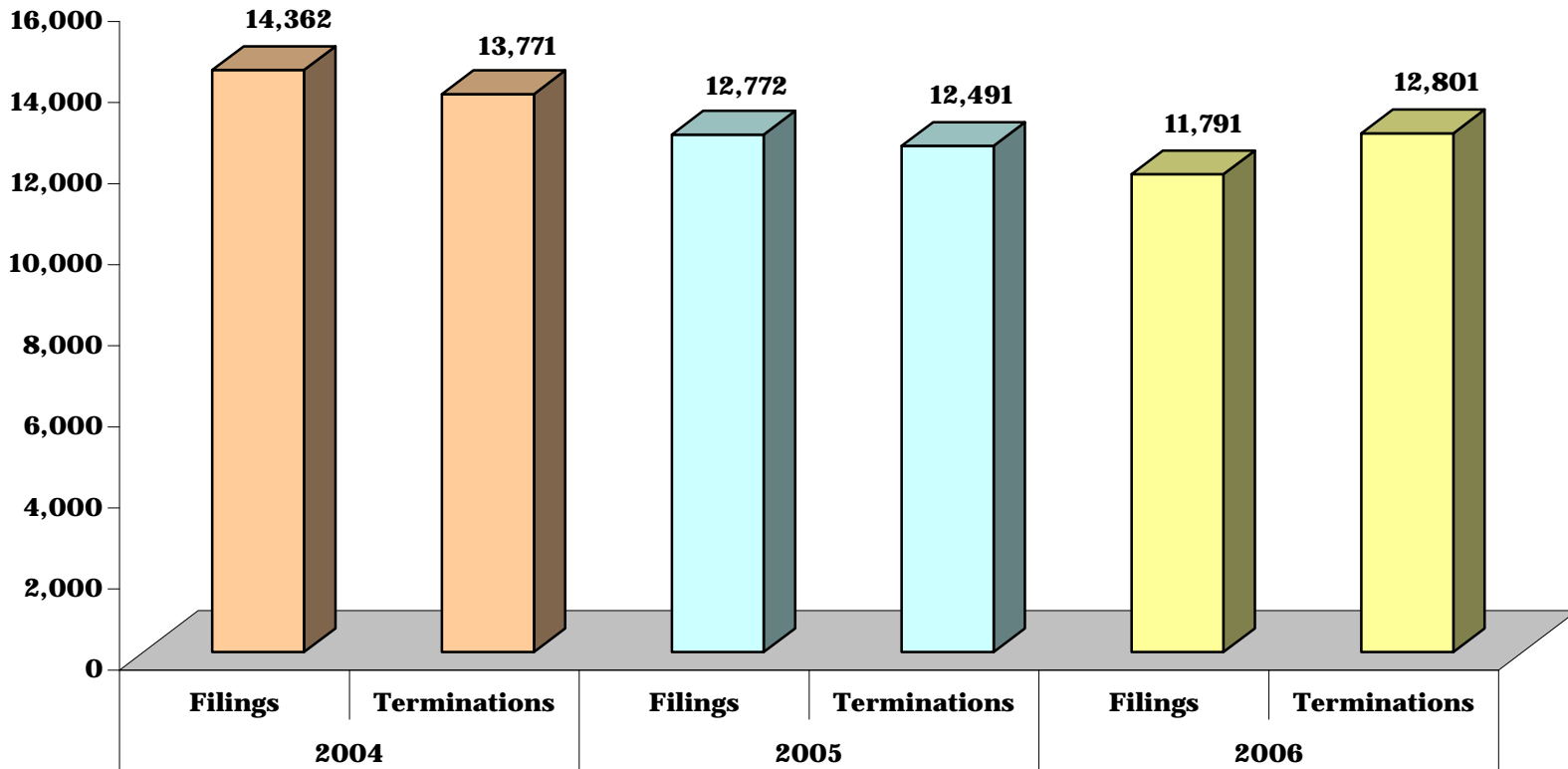


**CHART CC-5.7  
CIRCUIT COURT**

**7th CIRCUIT  
Calvert, Charles, Prince George's and St. Mary's Counties**

**CIVIL-GENERAL FILINGS AND TERMINATIONS**

**3 Year Comparative Data: Fiscal Years 2004 - 2006**

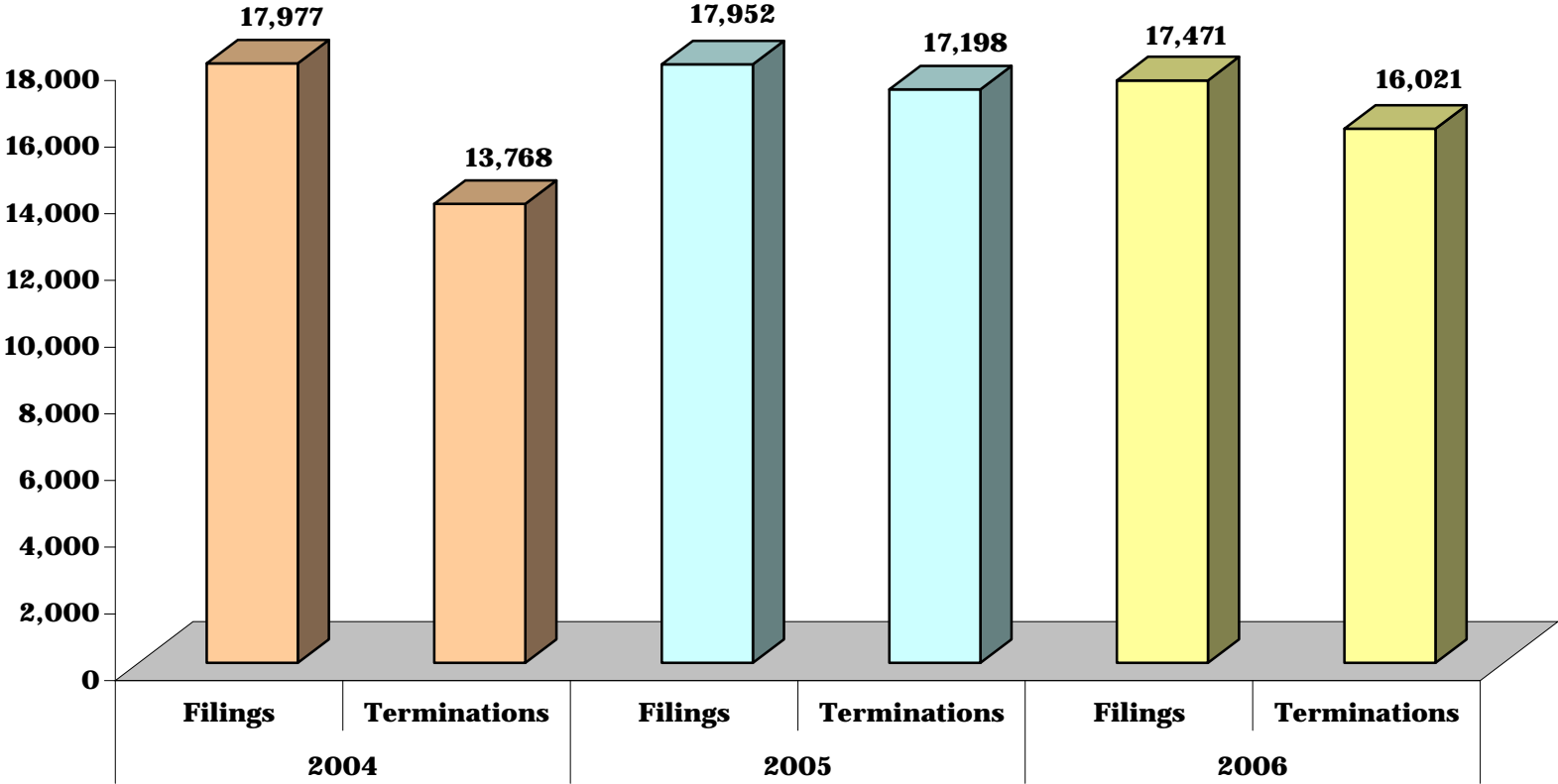


**CHART CC-5.8  
CIRCUIT COURT**

**8th CIRCUIT  
Baltimore City**

**CIVIL-GENERAL FILINGS AND TERMINATIONS**

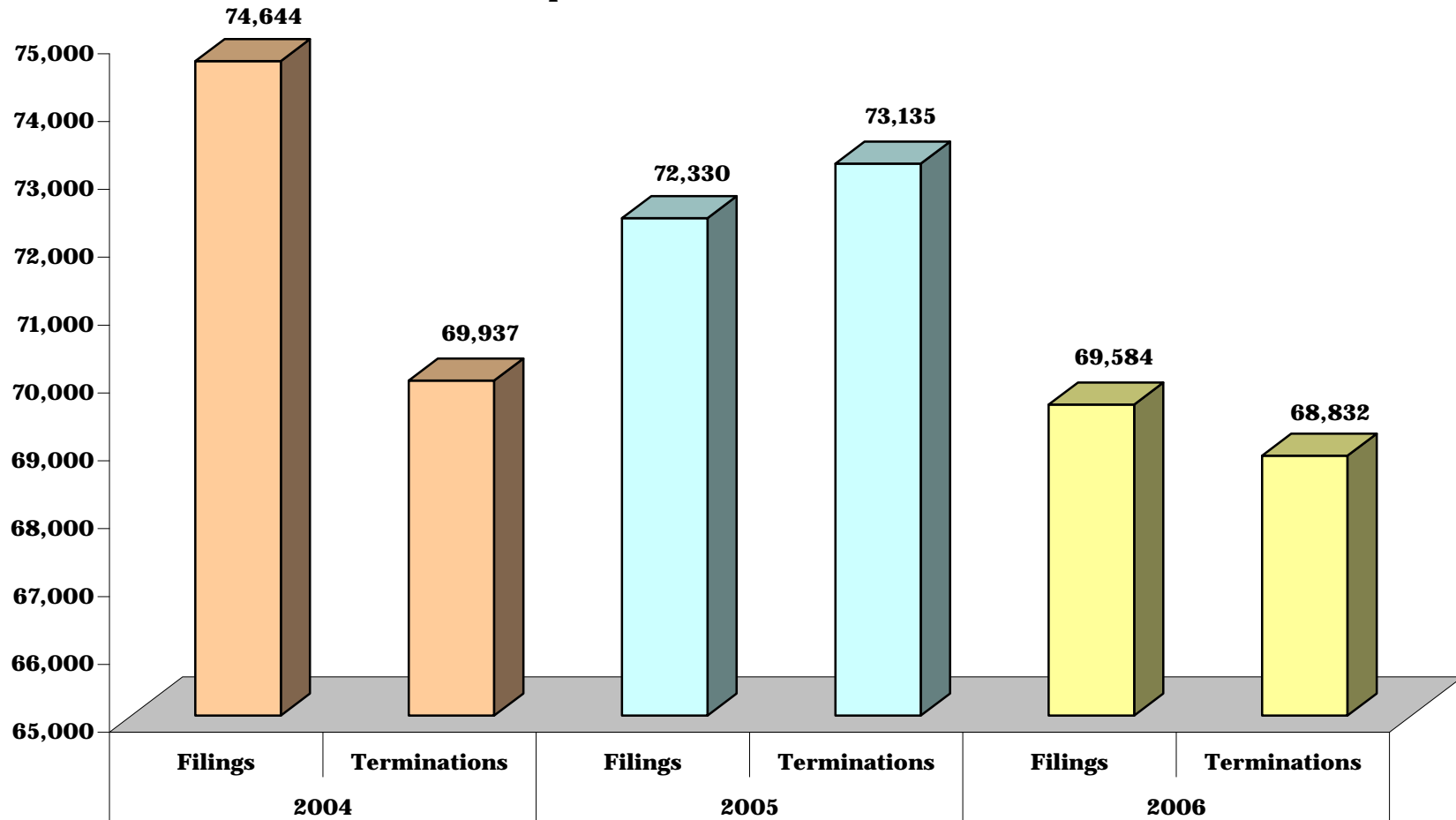
**3 Year Comparative Data: Fiscal Years 2004 - 2006**



**CHART CC-5.9  
CIRCUIT COURT**

**STATE TOTALS  
CIVIL-GENERAL FILINGS AND TERMINATIONS**

**3 Year Comparative Data: Fiscal Years 2004 - 2006**



**TABLE CC-6  
CIRCUIT COURT**

**CIVIL-FAMILY FILINGS AND TERMINATIONS**

**Filed and Terminated  
3 Year Comparative Table: Fiscal Years 2004 - 2006**

	2004		2005		2006	
	Filings	Terminations	Filings	Terminations	Filings	Terminations
<b>First Circuit</b>	<b>6,123</b>	<b>5,907</b>	<b>5,932</b>	<b>5,721</b>	<b>5,890</b>	<b>5,734</b>
Dorchester	1,086	1,057	1,018	984	992	963
Somerset	1,083	1,051	1,117	1,155	1,181	1,164
Wicomico	1,870	1,793	2,000	1,953	2,069	2,007
Worcester	2,084	2,006	1,797	1,629	1,648	1,600

	2004		2005		2006	
	Filings	Terminations	Filings	Terminations	Filings	Terminations
<b>Second Circuit</b>	<b>5,461</b>	<b>5,409</b>	<b>5,518</b>	<b>5,496</b>	<b>5,602</b>	<b>5,150</b>
Caroline	1,003	1,136	971	891	1,056	969
Cecil	2,736	2,611	2,718	2,945	2,583	2,299
Kent	536	459	556	564	520	558
Queen Anne's	513	541	547	505	694	617
Talbot	673	662	726	591	749	707

	2004		2005		2006	
	Filings	Terminations	Filings	Terminations	Filings	Terminations
<b>Third Circuit</b>	<b>13,169</b>	<b>9,838</b>	<b>13,371</b>	<b>13,918</b>	<b>13,836</b>	<b>12,484</b>
Baltimore	9,189	7,372	9,245	9,366	9,184	8,029
Harford	3,980	2,466	4,126	4,552	4,652	4,455

	2004		2005		2006	
	Filings	Terminations	Filings	Terminations	Filings	Terminations
<b>Fourth Circuit</b>	<b>6,356</b>	<b>5,895</b>	<b>7,018</b>	<b>6,784</b>	<b>7,125</b>	<b>6,680</b>
Allegany	1,470	1,356	1,796	1,668	1,912	1,802
Garrett	630	631	617	568	583	529
Washington	4,256	3,908	4,605	4,548	4,630	4,349



**CIVIL-FAMILY FILINGS AND TERMINATIONS, page 2**

	2004		2005		2006	
	Filings	Terminations	Filings	Terminations	Filings	Terminations
<b>Fifth Circuit</b>	<b>12,573</b>	<b>13,648</b>	<b>12,057</b>	<b>13,154</b>	<b>11,713</b>	<b>11,495</b>
Anne Arundel	8,270	9,451	7,593	9,047	7,399	7,240
Carroll	1,979	1,801	2,038	1,877	1,984	1,989
Howard	2,324	2,396	2,426	2,230	2,330	2,266

	2004		2005		2006	
	Filings	Terminations	Filings	Terminations	Filings	Terminations
<b>Sixth Circuit</b>	<b>14,455</b>	<b>13,439</b>	<b>14,416</b>	<b>14,061</b>	<b>14,763</b>	<b>14,587</b>
Frederick	3,322	2,600	3,302	2,996	3,320	3,266
Montgomery	11,133	10,839	11,114	11,065	11,443	11,321

	2004		2005		2006	
	Filings	Terminations	Filings	Terminations	Filings	Terminations
<b>Seventh Circuit</b>	<b>22,567</b>	<b>21,391</b>	<b>22,000</b>	<b>21,861</b>	<b>22,307</b>	<b>20,457</b>
Calvert	2,338	2,105	2,869	2,789	2,944	2,752
Charles	3,033	2,894	3,114	2,914	3,013	2,744
Prince George's	14,993	14,366	13,995	14,202	14,221	13,061
St. Mary's	2,203	2,026	2,022	1,956	2,129	1,900

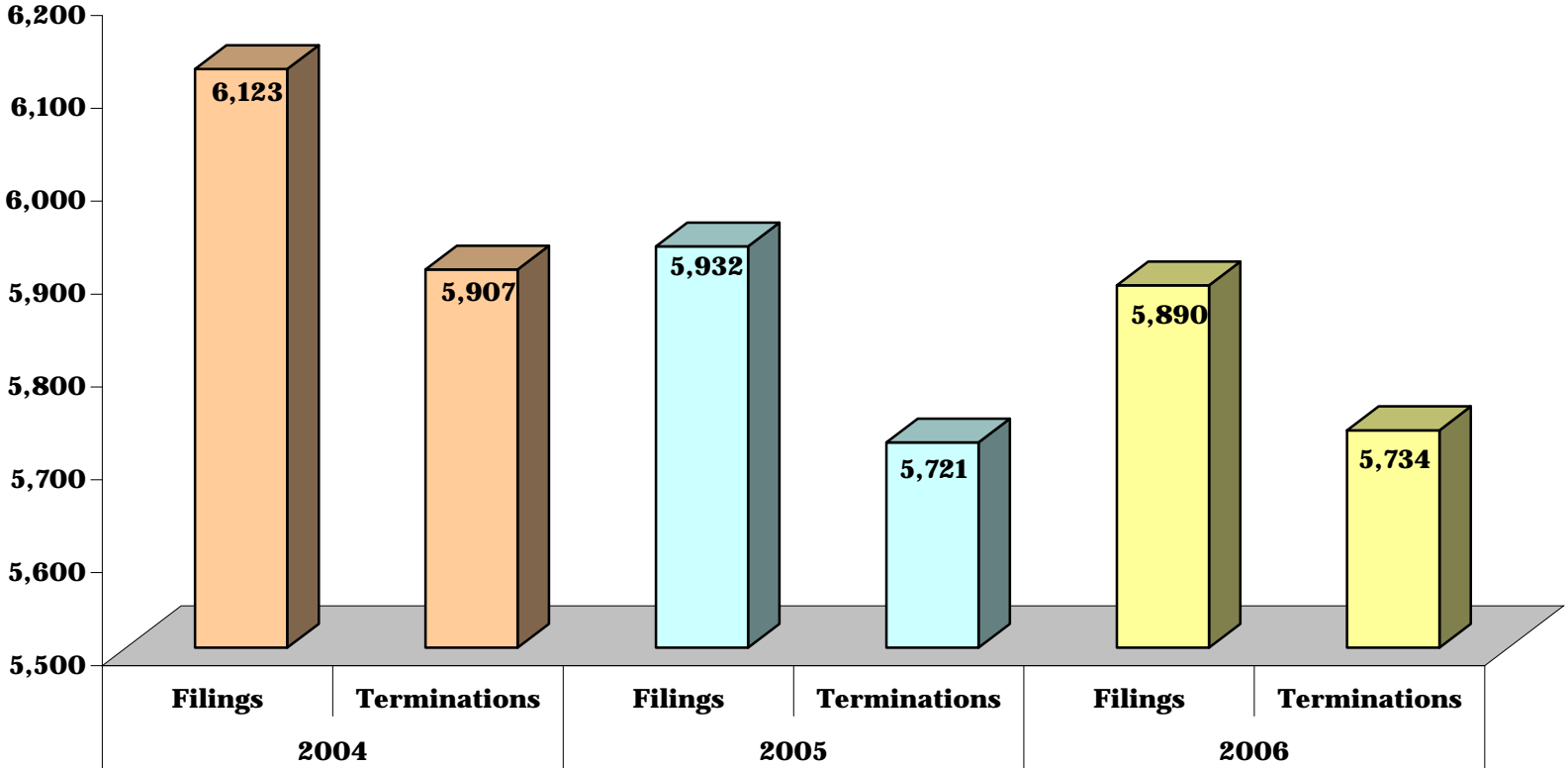
	2004		2005		2006	
	Filings	Terminations	Filings	Terminations	Filings	Terminations
<b>Eighth Circuit</b>	<b>11,923</b>	<b>10,830</b>	<b>11,384</b>	<b>15,253</b>	<b>11,757</b>	<b>10,660</b>
Baltimore City	11,923	10,830	11,384	15,253	11,757	10,660

	2004		2005		2006	
	Filings	Terminations	Filings	Terminations	Filings	Terminations
<b>STATE TOTALS</b>	<b>92,627</b>	<b>86,357</b>	<b>91,696</b>	<b>96,248</b>	<b>92,993</b>	<b>87,247</b>

**CHART CC-6.1  
CIRCUIT COURT**

**1st CIRCUIT  
Dorchester, Somerset, Wicomico and Worcester Counties**

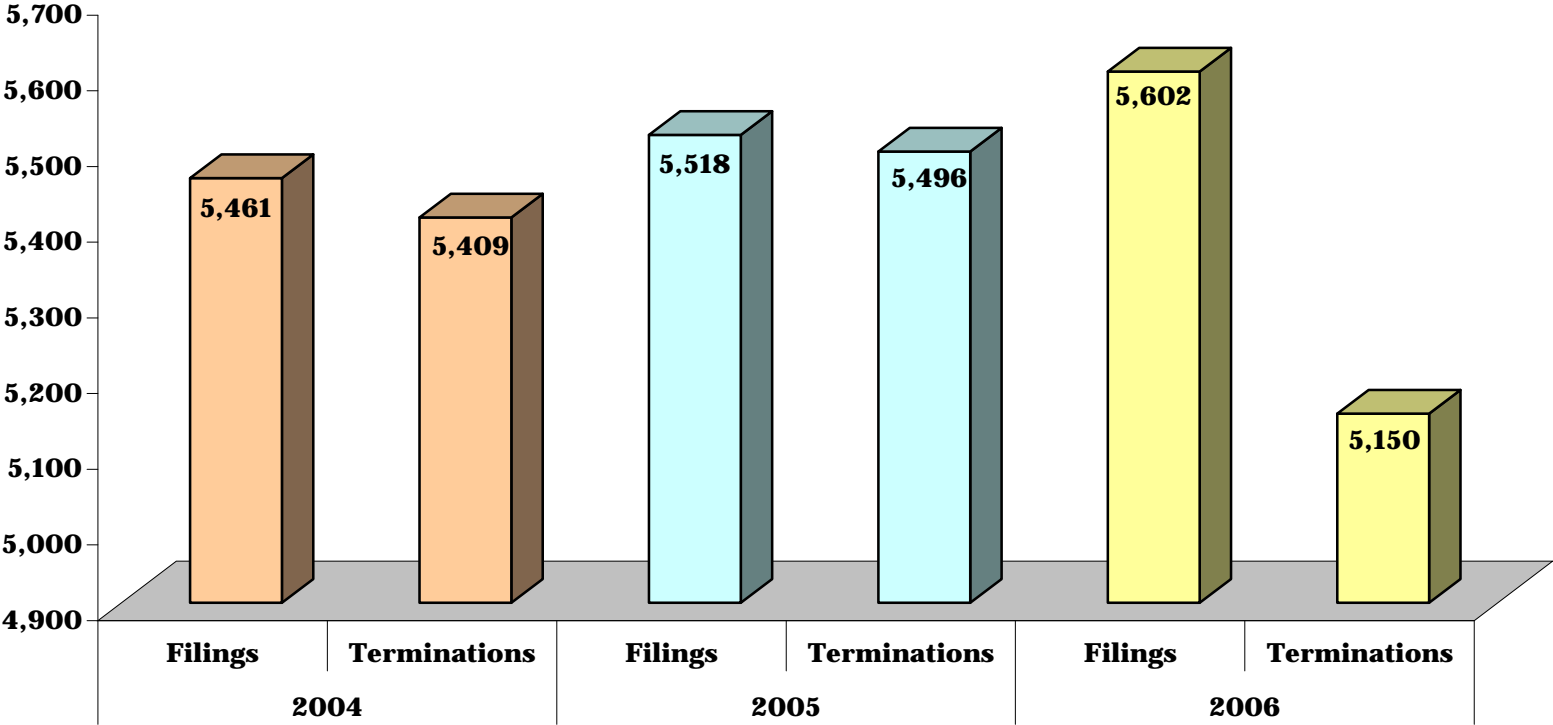
**CIVIL-FAMILY FILINGS AND TERMINATIONS  
3 Year Comparative Data: Fiscal Years 2004 - 2006**



**CHART CC-6.2  
CIRCUIT COURT**

**2nd CIRCUIT  
Caroline, Cecil, Kent, Queen Anne's and Talbot Counties**

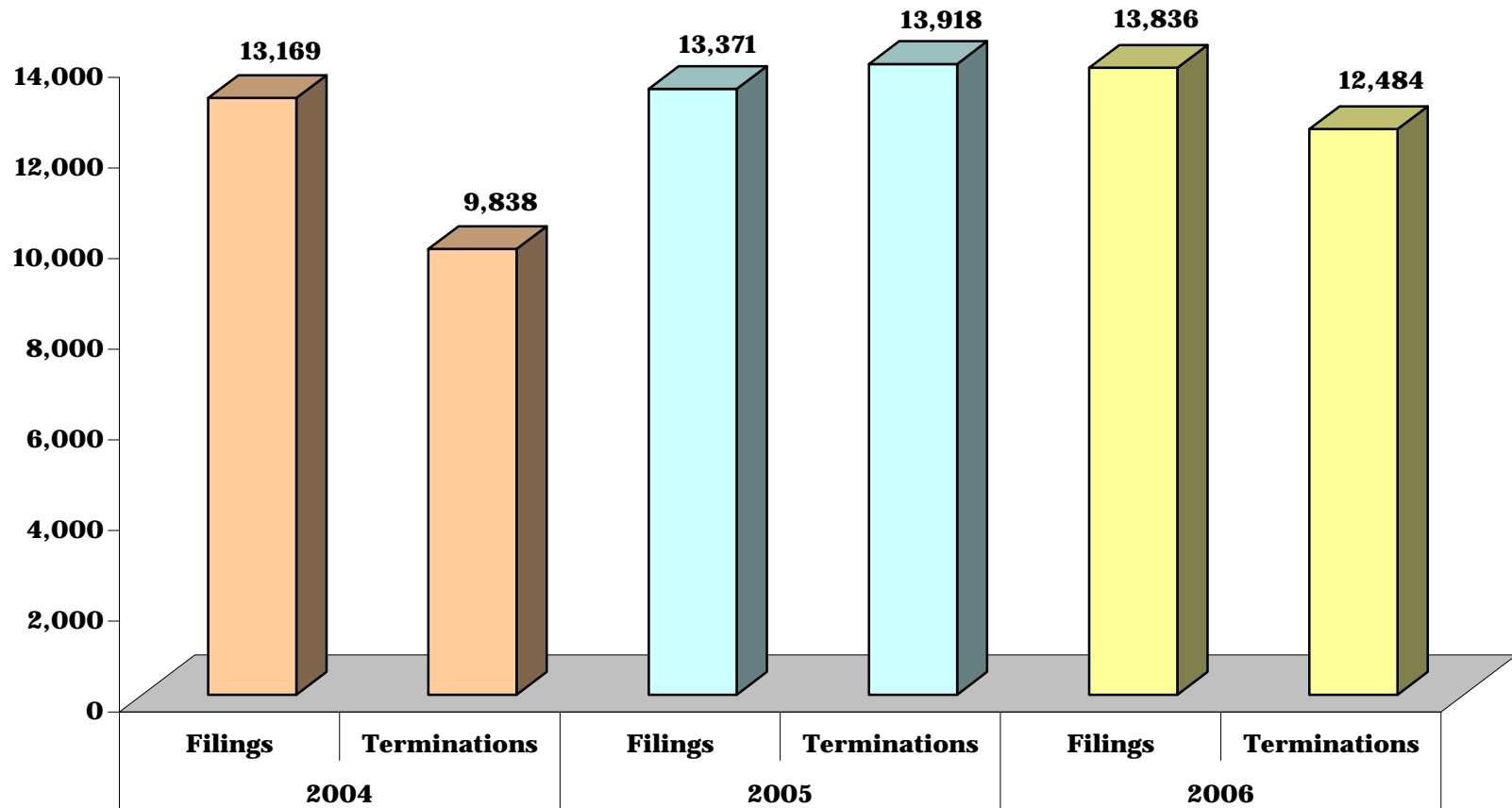
**CIVIL-FAMILY FILINGS AND TERMINATIONS  
3 Year Comparative Data: Fiscal Years 2004 - 2006**



**CHART CC-6.3  
CIRCUIT COURT**

**3rd CIRCUIT  
Baltimore and Harford Counties**

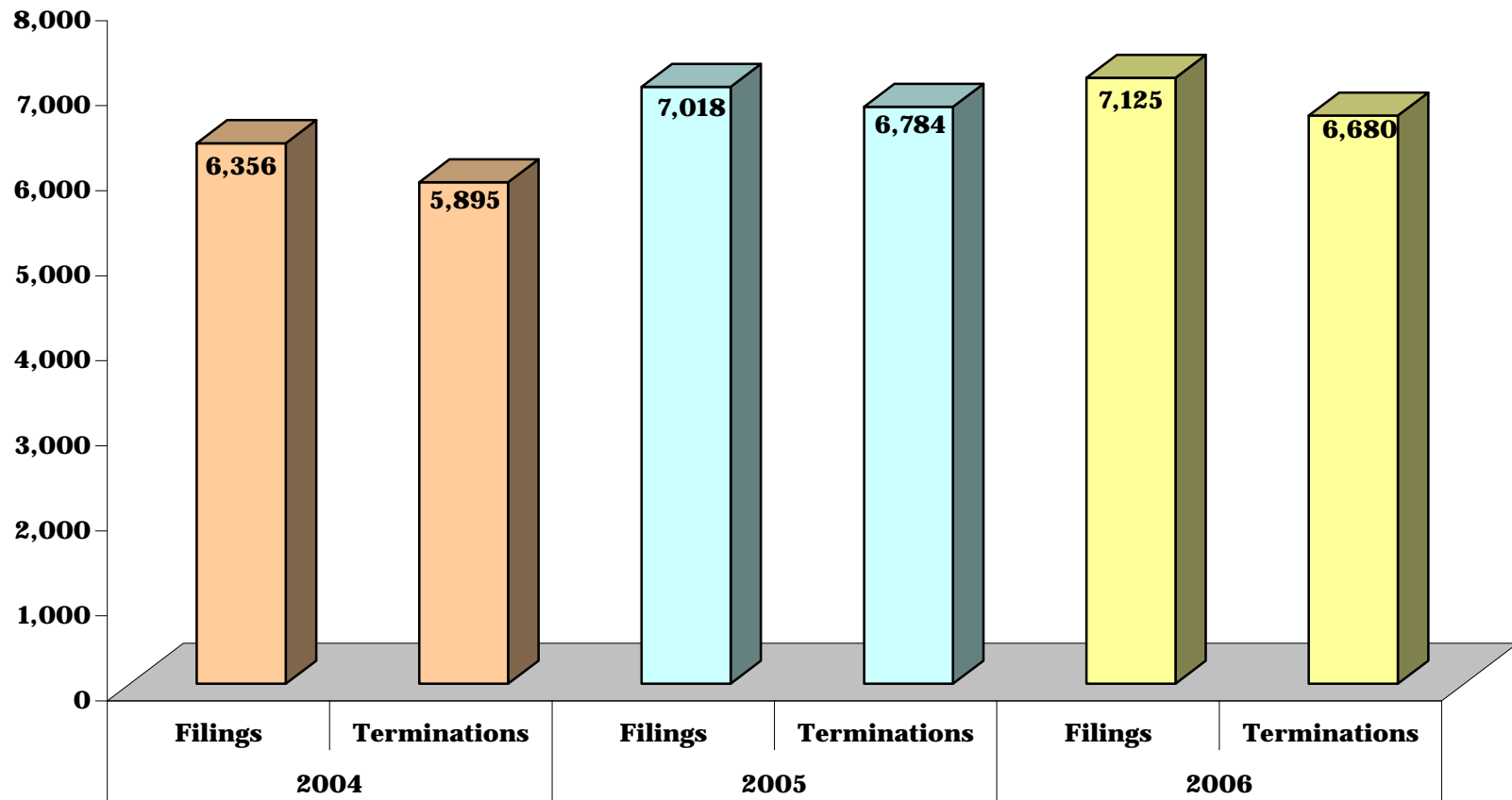
**CIVIL-FAMILY FILINGS AND TERMINATIONS  
3 Year Comparative Data: Fiscal Years 2004 - 2006**



**CHART CC-6.4  
CIRCUIT COURT**

**4th CIRCUIT  
Allegany, Garrett and Washington Counties**

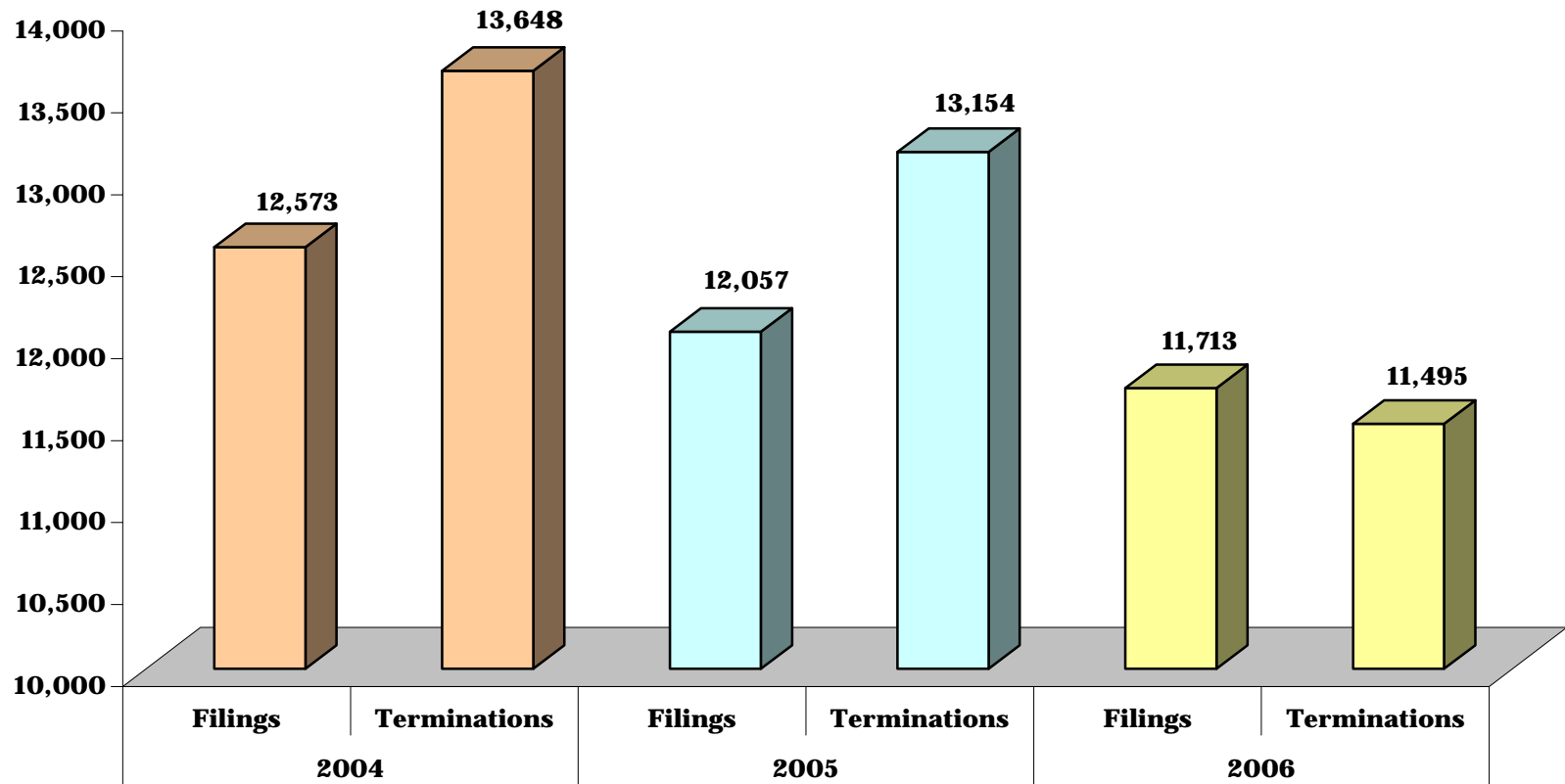
**CIVIL-FAMILY FILINGS AND TERMINATIONS  
3 Year Comparative Data: Fiscal Years 2004 - 2006**



**CHART CC-6.5  
CIRCUIT COURT**

**5th CIRCUIT  
Anne Arundel, Carroll and Howard Counties**

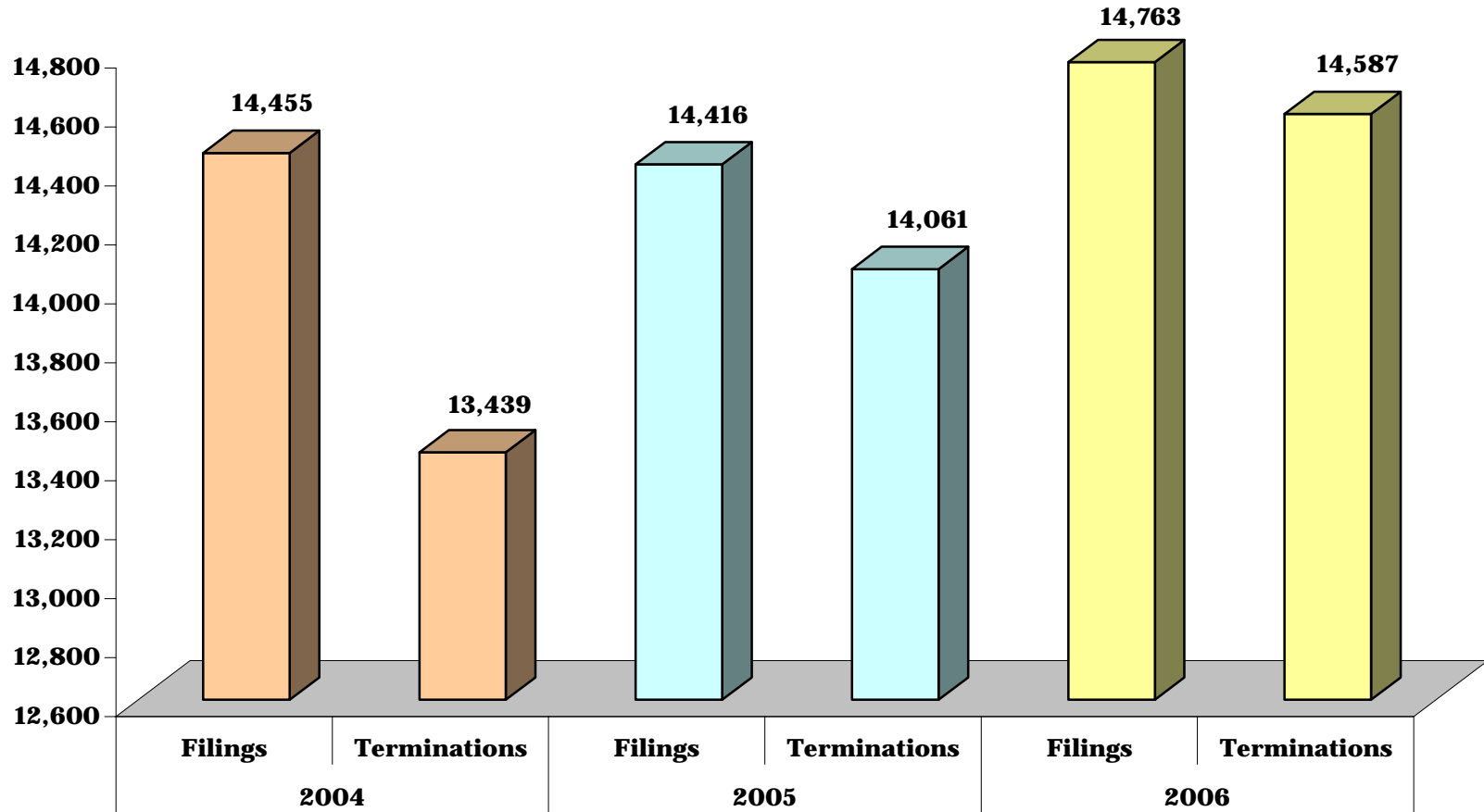
**CIVIL-FAMILY FILINGS AND TERMINATIONS  
3 Year Comparative Data: Fiscal Years 2004 - 2006**



**CHART CC-6.6  
CIRCUIT COURT**

**6th CIRCUIT  
Frederick and Montgomery Counties**

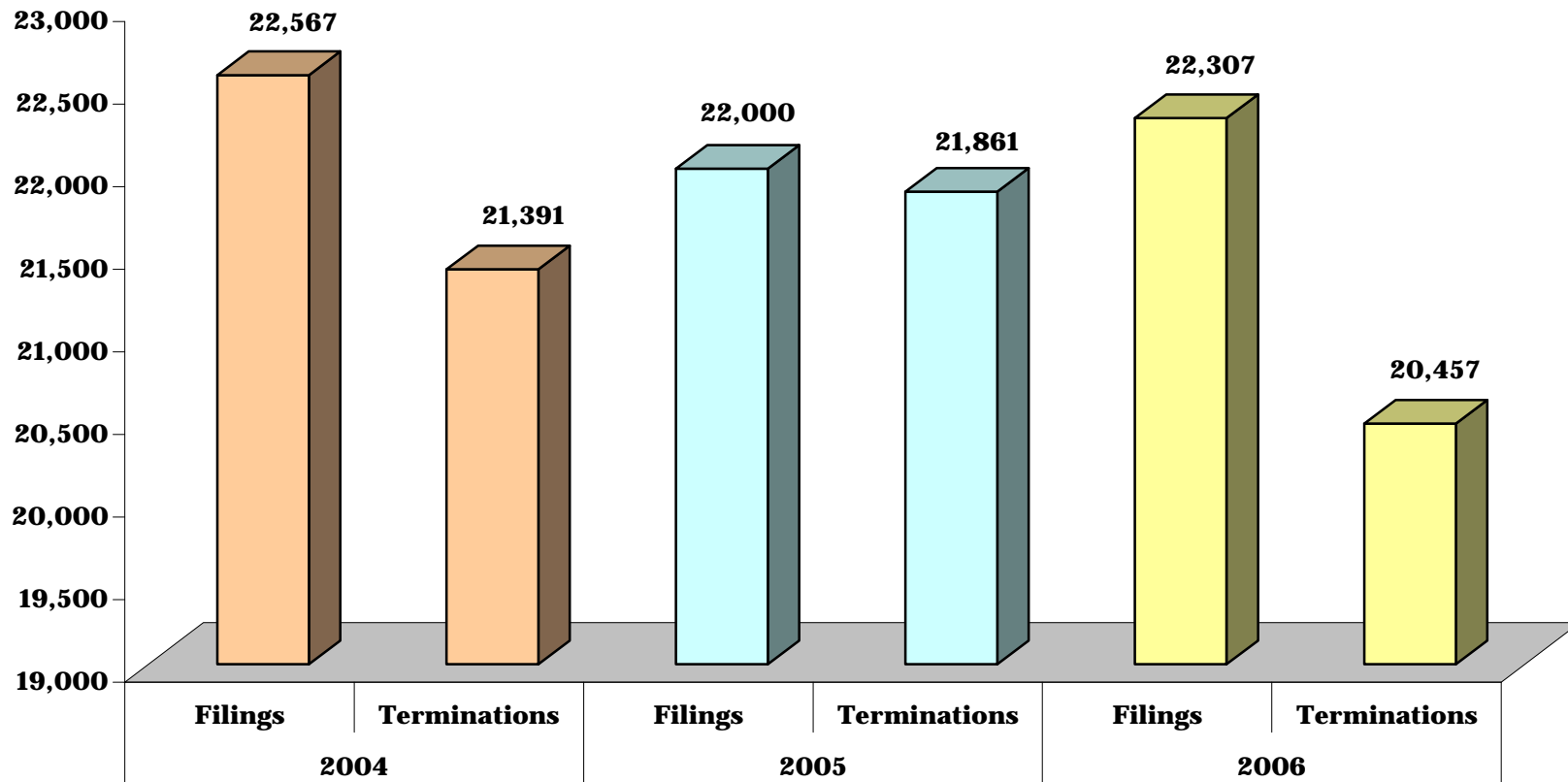
**CIVIL-FAMILY FILINGS AND TERMINATIONS  
3 Year Comparative Data: Fiscal Years 2004 - 2006**



**CHART CC-6.7  
CIRCUIT COURT**

**7th CIRCUIT  
Calvert, Charles, Prince George's and St. Mary's Counties**

**CIVIL-FAMILY FILINGS AND TERMINATIONS  
3 Year Comparative Data: Fiscal Years 2004 - 2006**

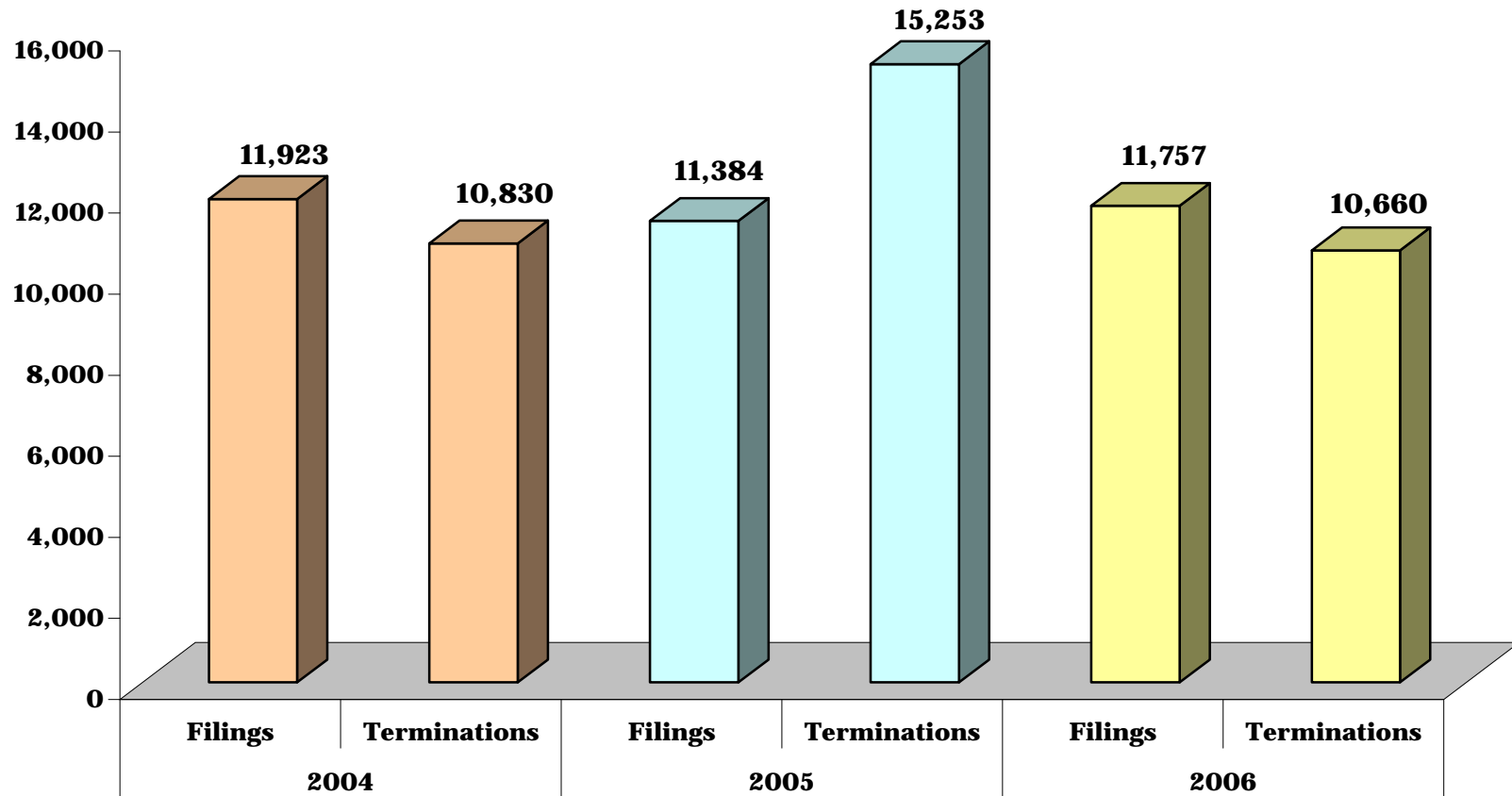




**CHART CC-6.8  
CIRCUIT COURT**

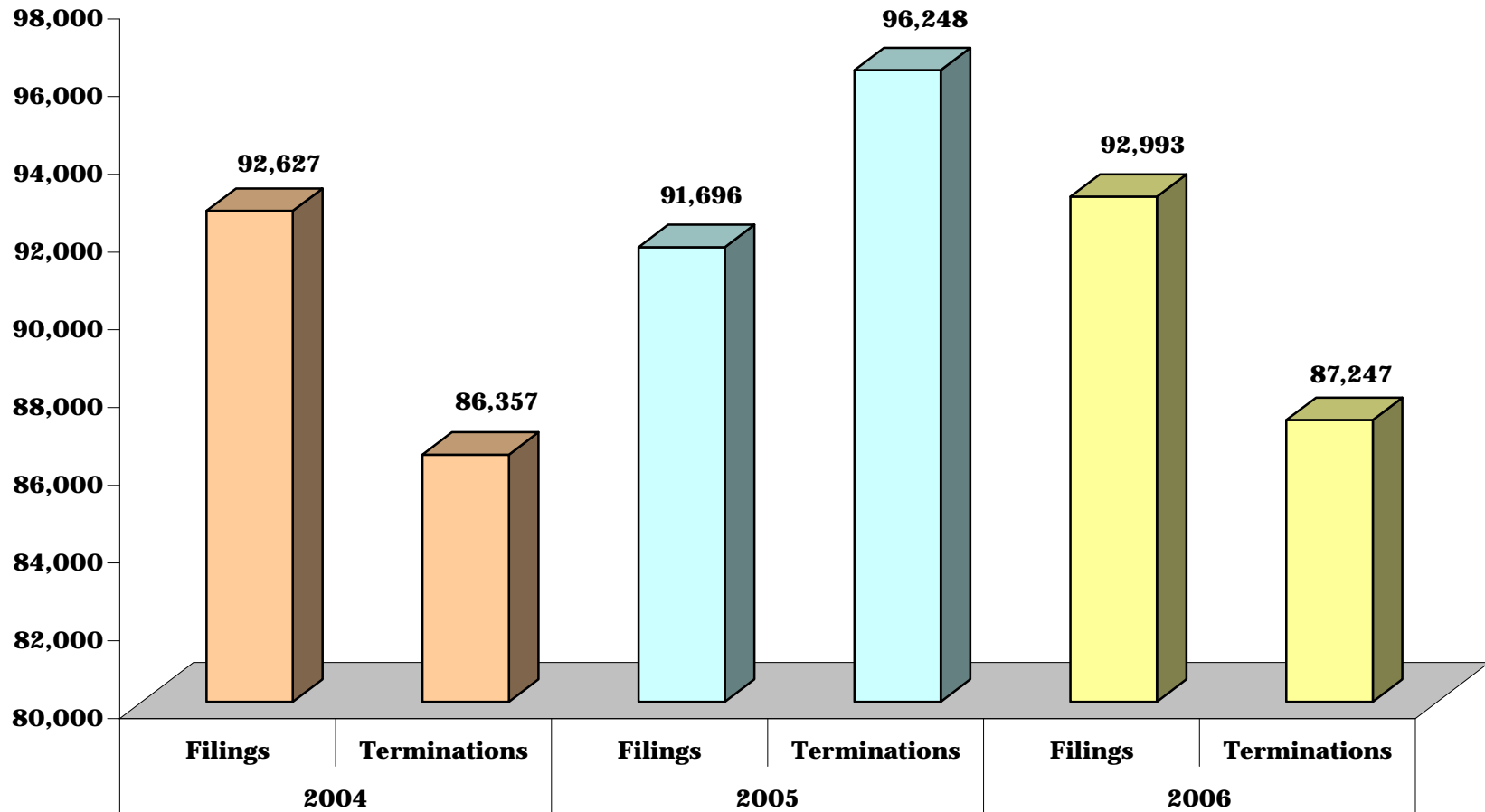
**8th CIRCUIT  
Baltimore City**

**CIVIL-FAMILY FILINGS AND TERMINATIONS  
3 Year Comparative Data: Fiscal Years 2004 - 2006**



**CHART CC-6.9  
CIRCUIT COURT**

**STATE TOTALS  
CIVIL-FAMILY FILINGS AND TERMINATIONS  
3 Year Comparative Data: Fiscal Years 2004 - 2006**



**TABLE CC-7  
CIRCUIT COURT**

**DOMESTIC VIOLENCE CASES HEARD  
Fiscal Year 2006**

	<b>Temporary Protective Orders</b>			<b>Final Protective Orders</b>		
	<b>Hearings</b>	<b>Orders Granted</b>	<b>Percent Granted</b>	<b>Hearings</b>	<b>Orders Granted</b>	<b>Percent Granted</b>
<b>First Circuit</b>	<b>107</b>	<b>67</b>	<b>63%</b>	<b>78</b>	<b>43</b>	<b>55%</b>
Dorchester	48	24	50%	35	17	49%
Somerset	45	37	82%	36	22	61%
Wicomico	5	3	60%	2	0	0%
Worcester	9	3	33%	5	4	80%

	<b>Temporary Protective Orders</b>			<b>Final Protective Orders</b>		
	<b>Hearings</b>	<b>Orders Granted</b>	<b>Percent Granted</b>	<b>Hearings</b>	<b>Orders Granted</b>	<b>Percent Granted</b>
<b>Second Circuit</b>	<b>174</b>	<b>110</b>	<b>63%</b>	<b>140</b>	<b>61</b>	<b>44%</b>
Caroline	65	50	77%	55	31	56%
Cecil	33	21	64%	20	9	45%
Kent	39	20	51%	37	8	22%
Queen Anne's	2	0	0%	7	4	57%
Talbot	35	19	54%	21	9	43%

	<b>Temporary Protective Orders</b>			<b>Final Protective Orders</b>		
	<b>Hearings</b>	<b>Orders Granted</b>	<b>Percent Granted</b>	<b>Hearings</b>	<b>Orders Granted</b>	<b>Percent Granted</b>
<b>Third Circuit</b>	<b>847</b>	<b>497</b>	<b>59%</b>	<b>640</b>	<b>270</b>	<b>42%</b>
Baltimore	468	293	63%	327	153	47%
Harford	379	204	54%	313	117	37%

	<b>Temporary Protective Orders</b>			<b>Final Protective Orders</b>		
	<b>Hearings</b>	<b>Orders Granted</b>	<b>Percent Granted</b>	<b>Hearings</b>	<b>Orders Granted</b>	<b>Percent Granted</b>
<b>Fourth Circuit</b>	<b>34</b>	<b>15</b>	<b>44%</b>	<b>67</b>	<b>18</b>	<b>27%</b>
Allegany	6	3	50%	5	0	0%
Garrett	21	9	43%	27	9	33%
Washington	7	3	43%	35	9	26%

Note: This table represents only those hearings that were held in Fiscal Year 2006.

\*Data not available due to reporting problems.

DOMESTIC VIOLENCE CASES HEARD IN CIRCUIT COURTS, page 2

	Temporary Protective Orders			Final Protective Orders		
	Hearings	Orders Granted	Percent Granted	Hearings	Orders Granted	Percent Granted
<b>Fifth Circuit</b>	<b>930</b>	<b>485</b>	<b>52%</b>	<b>747</b>	<b>238</b>	<b>32%</b>
Anne Arundel	353	231	65%	266	123	46%
Carroll	468	202	43%	401	98	24%
Howard	109	52	48%	80	17	21%

	Temporary Protective Orders			Final Protective Orders		
	Hearings	Orders Granted	Percent Granted	Hearings	Orders Granted	Percent Granted
<b>Sixth Circuit</b>	<b>879</b>	<b>489</b>	<b>56%</b>	<b>839</b>	<b>331</b>	<b>39%</b>
Frederick	57	41	72%	57	32	56%
Montgomery	822	448	55%	782	299	38%

	Temporary Protective Orders			Final Protective Orders		
	Hearings	Orders Granted	Percent Granted	Hearings	Orders Granted	Percent Granted
<b>Seventh Circuit</b>	<b>747</b>	<b>398</b>	<b>53%</b>	<b>879</b>	<b>344</b>	<b>39%</b>
Calvert	58	31	53%	58	23	40%
Charles	396	167	42%	375	96	26%
Prince George's	275	199	72%	364	184	51%
St. Mary's	18	1	6%	82	41	50%

	Temporary Protective Orders			Final Protective Orders		
	Hearings	Orders Granted	Percent Granted	Hearings	Orders Granted	Percent Granted
<b>Eighth Circuit</b>	<b>31</b>	<b>22</b>	<b>71%</b>	<b>160</b>	<b>75</b>	<b>47%</b>
Baltimore City	31	22	71%	160	75	47%

	Temporary Protective Orders			Final Protective Orders		
	Hearings	Orders Granted	Percent Granted	Hearings	Orders Granted	Percent Granted
<b>STATE TOTALS</b>	<b>3,749</b>	<b>2,083</b>	<b>56%</b>	<b>3,550</b>	<b>1,380</b>	<b>39%</b>

Note: This table represents only those hearings that were held in Fiscal Year 2006.

\*Data not available due to reporting problems.

**TABLE CC-8  
CIRCUIT COURT**

**CRIMINAL FILINGS AND TERMINATIONS**

**Combined Original and Reopened Cases  
3 Year Comparative Table: Fiscal Years 2004 - 2006**

	2004		2005		2006	
	Filings	Terminations	Filings	Terminations	Filings	Terminations
<b>First Circuit</b>	<b>5,245</b>	<b>5,022</b>	<b>5,055</b>	<b>4,938</b>	<b>5,178</b>	<b>4,889</b>
Dorchester	599	677	581	632	611	578
Somerset	341	394	387	361	452	416
Wicomico	2,810	2,577	2,528	2,425	2,605	2,403
Worcester	1,495	1,374	1,559	1,520	1,510	1,492

	2004		2005		2006	
	Filings	Terminations	Filings	Terminations	Filings	Terminations
<b>Second Circuit</b>	<b>3,694</b>	<b>3,157</b>	<b>3,752</b>	<b>3,659</b>	<b>4,214</b>	<b>3,660</b>
Caroline	370	218	256	299	498	502
Cecil	2,285	2,008	2,241	2,222	2,270	1,954
Kent	312	271	357	336	434	421
Queen Anne's	337	300	483	435	534	432
Talbot	390	360	415	367	478	351

	2004		2005		2006	
	Filings	Terminations	Filings	Terminations	Filings	Terminations
<b>Third Circuit</b>	<b>9,017</b>	<b>8,620</b>	<b>9,640</b>	<b>9,190</b>	<b>12,063</b>	<b>9,362</b>
Baltimore	6,334	6,363	6,599	6,721	8,274	6,298
Harford	2,683	2,257	3,041	2,469	3,789	3,064

	2004		2005		2006	
	Filings	Terminations	Filings	Terminations	Filings	Terminations
<b>Fourth Circuit</b>	<b>3,892</b>	<b>3,493</b>	<b>3,585</b>	<b>3,597</b>	<b>3,830</b>	<b>3,473</b>
Allegany	743	660	616	692	772	681
Garrett	167	158	211	190	278	212
Washington	2,982	2,675	2,758	2,715	2,780	2,580

**CRIMINAL FILINGS AND TERMINATIONS, page 2**

	2004		2005		2006	
	Filings	Terminations	Filings	Terminations	Filings	Terminations
<b>Fifth Circuit</b>	<b>10,817</b>	<b>9,497</b>	<b>10,942</b>	<b>9,680</b>	<b>11,589</b>	<b>11,153</b>
Anne Arundel	6,389	5,775	6,744	5,977	6,969	6,670
Carroll	2,414	1,985	2,306	2,122	2,466	2,489
Howard	2,014	1,737	1,892	1,581	2,154	1,994

	2004		2005		2006	
	Filings	Terminations	Filings	Terminations	Filings	Terminations
<b>Sixth Circuit</b>	<b>7,384</b>	<b>6,853</b>	<b>7,610</b>	<b>7,324</b>	<b>8,614</b>	<b>8,310</b>
Frederick	2,338	1,939	2,535	2,163	3,359	3,159
Montgomery	5,046	4,914	5,075	5,161	5,255	5,151

	2004		2005		2006	
	Filings	Terminations	Filings	Terminations	Filings	Terminations
<b>Seventh Circuit</b>	<b>11,084</b>	<b>9,680</b>	<b>13,389</b>	<b>12,586</b>	<b>10,866</b>	<b>11,094</b>
Calvert	502	451	626	572	679	608
Charles	1,804	1,619	1,820	1,857	1,848	1,859
Prince George's	8,080	6,949	10,096	9,350	7,550	7,791
St. Mary's	698	661	847	807	789	836

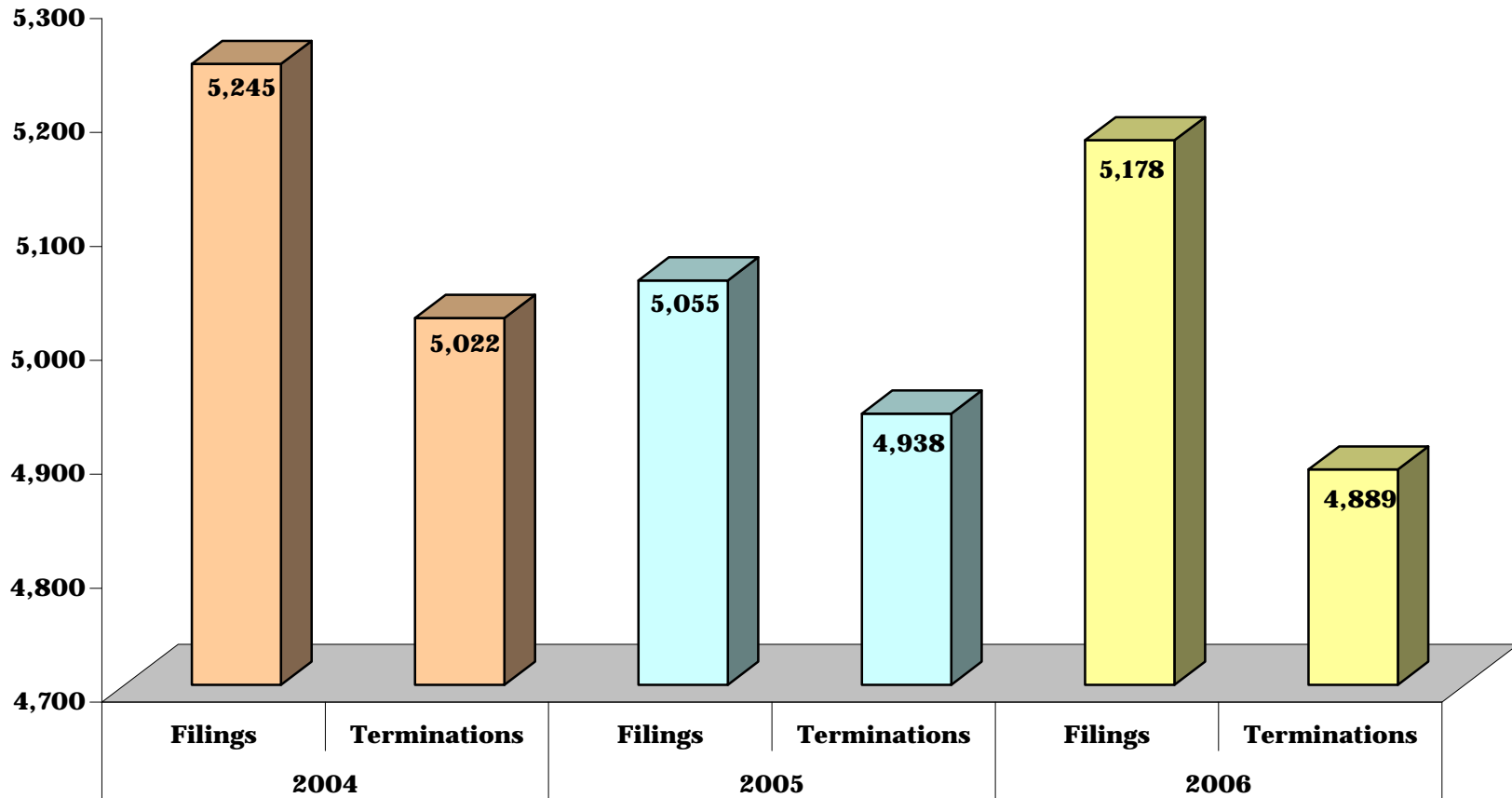
	2004		2005		2006	
	Filings	Terminations	Filings	Terminations	Filings	Terminations
<b>Eighth Circuit</b>	<b>27,189</b>	<b>24,975</b>	<b>25,790</b>	<b>29,042</b>	<b>24,599</b>	<b>24,810</b>
Baltimore City	27,189	24,975	25,790	29,042	24,599	24,810

	2004		2005		2006	
	Filings	Terminations	Filings	Terminations	Filings	Terminations
<b>STATE TOTALS</b>	<b>78,322</b>	<b>71,297</b>	<b>79,763</b>	<b>80,016</b>	<b>80,953</b>	<b>76,751</b>

**CHART CC-8.1  
CIRCUIT COURT**

**1st CIRCUIT  
Dorchester, Somerset, Wicomico and Worcester Counties**

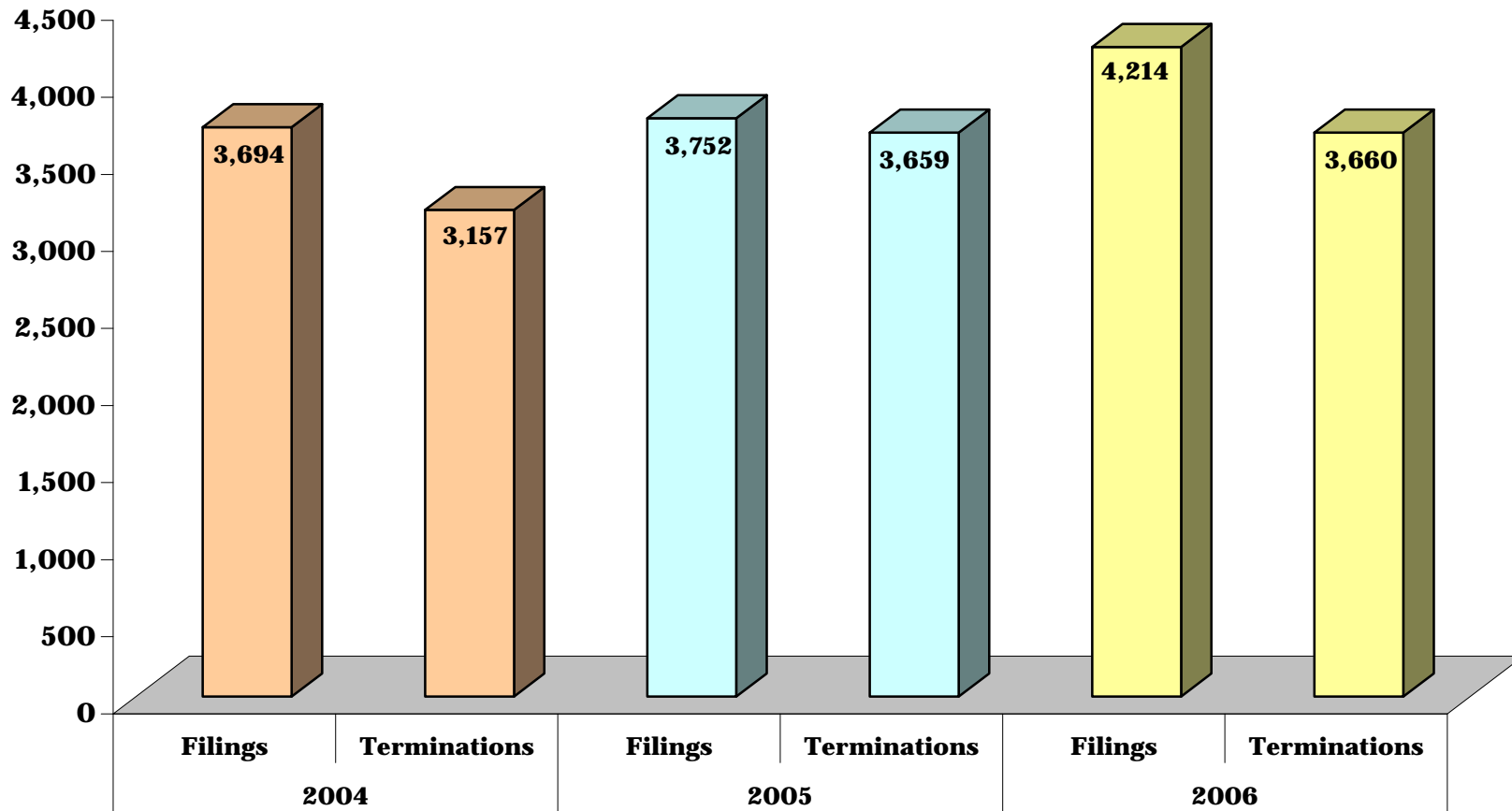
**CRIMINAL FILINGS AND TERMINATIONS  
3 Year Comparative Data: Fiscal Years 2004 - 2006**



**CHART CC-8.2  
CIRCUIT COURT**

**2nd CIRCUIT  
Caroline, Cecil, Kent, Queen Anne's and Talbot Counties**

**CRIMINAL FILINGS AND TERMINATIONS  
3 Year Comparative Data: Fiscal Years 2004 - 2006**

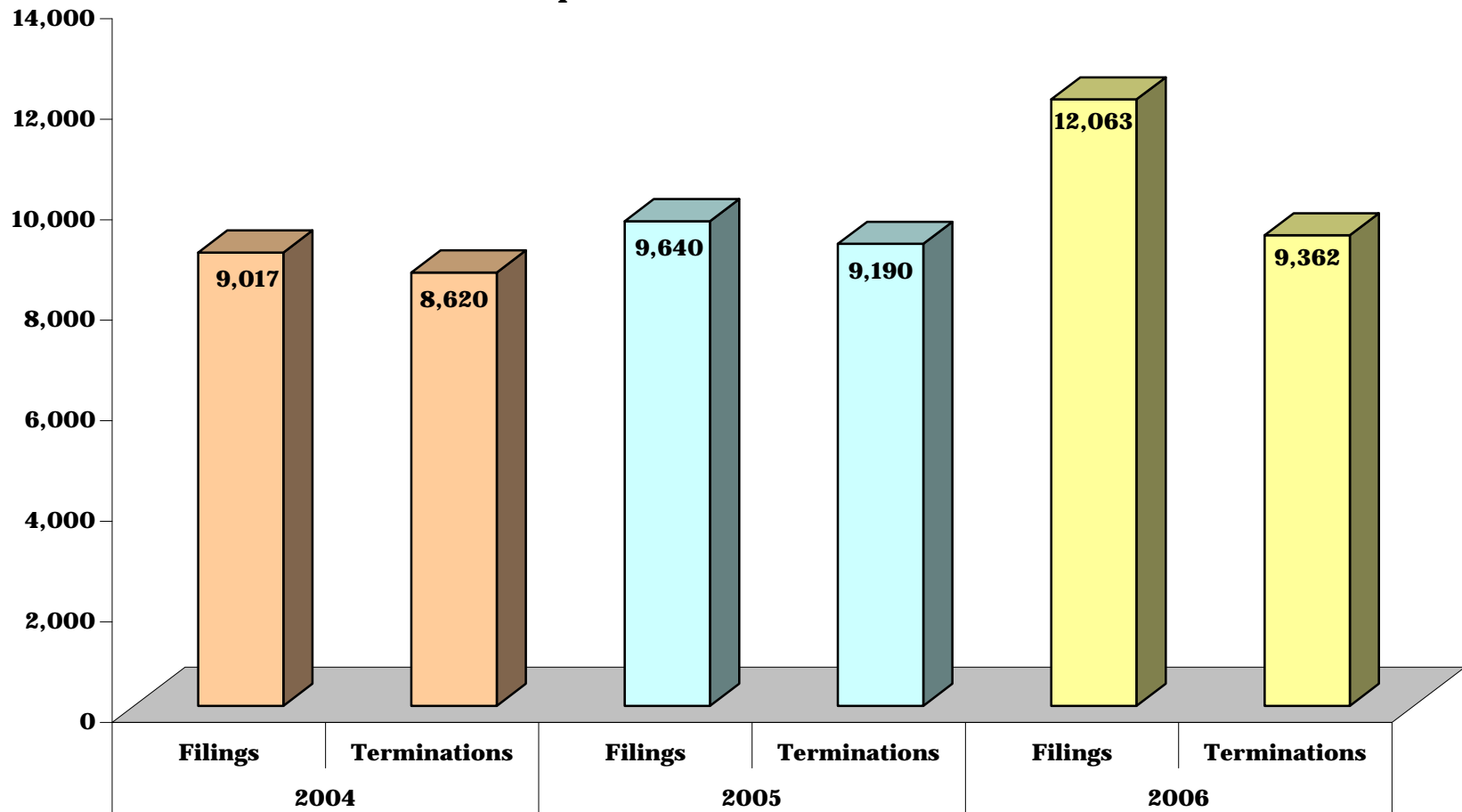




**CHART CC-8.3  
CIRCUIT COURT**

**3rd CIRCUIT  
Baltimore and Harford Counties**

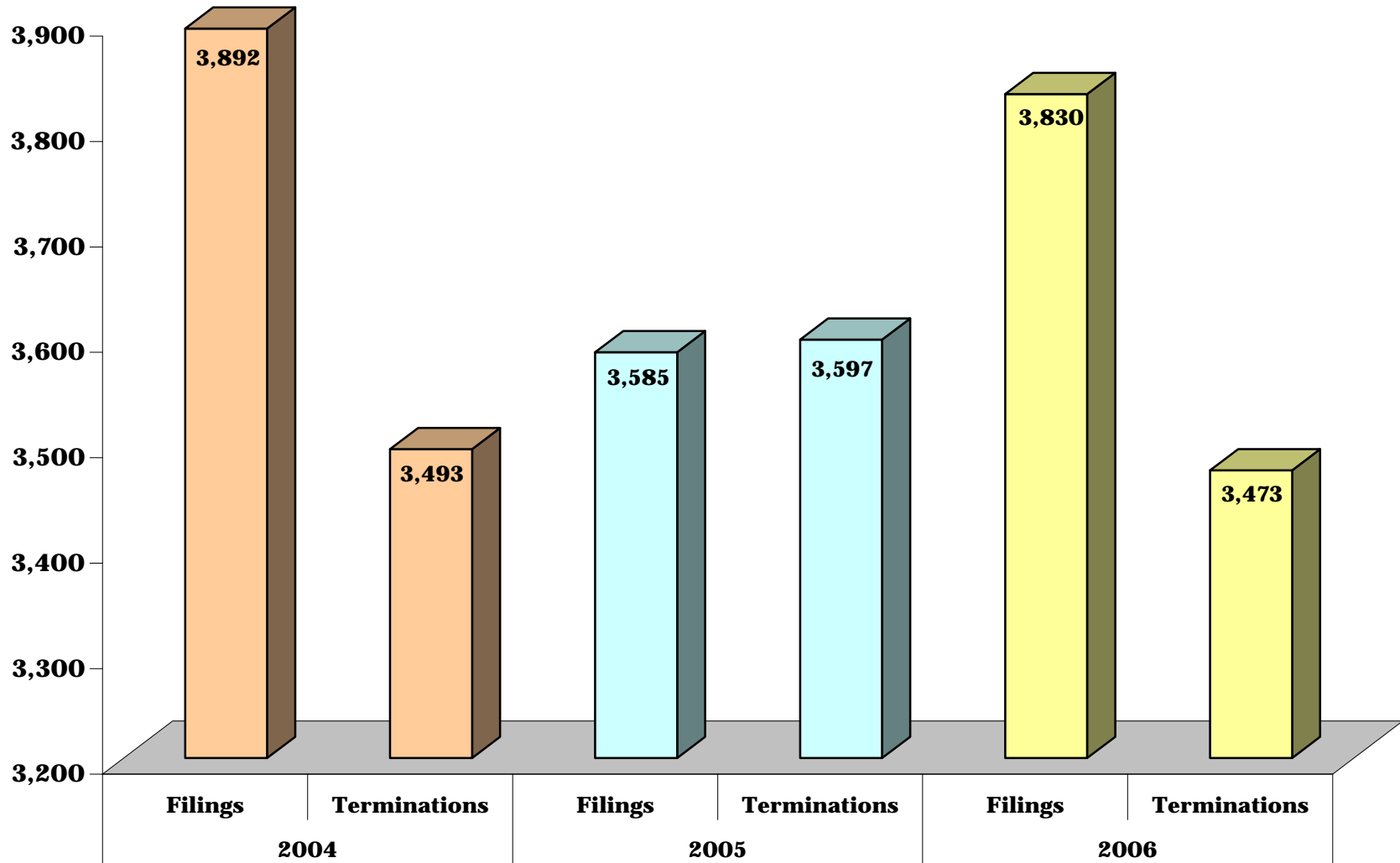
**CRIMINAL FILINGS AND TERMINATIONS  
3 Year Comparative Data: Fiscal Years 2004 - 2006**



**CHART CC-8.4  
CIRCUIT COURT**

**4th CIRCUIT  
Allegany, Garrett and Washington Counties**

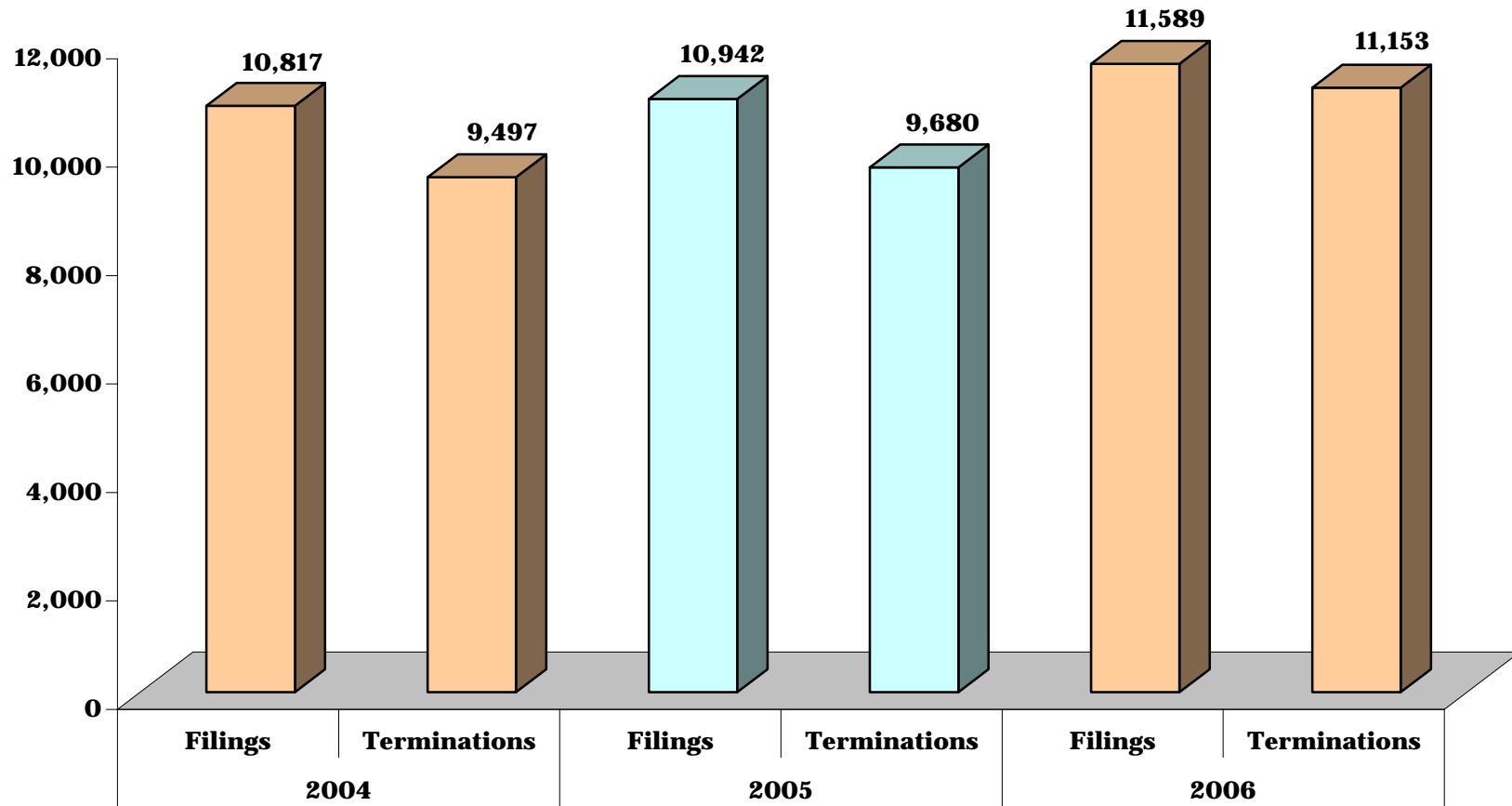
**CRIMINAL FILINGS AND TERMINATIONS  
3 Year Comparative Data: Fiscal Years 2004 - 2006**



**CHART CC-8.5  
CIRCUIT COURT**

**5th CIRCUIT  
Anne Arundel, Carroll and Howard Counties**

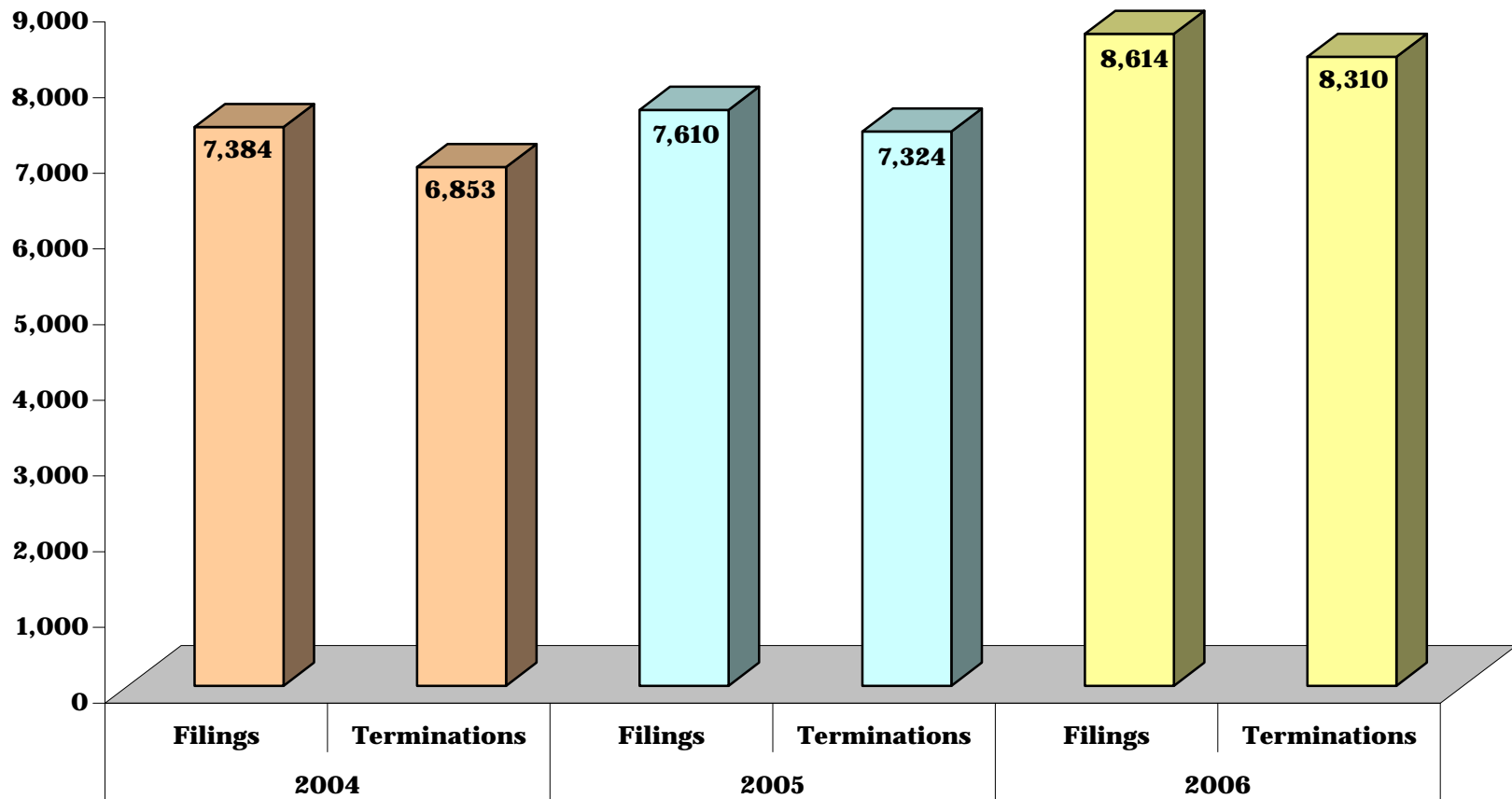
**CRIMINAL FILINGS AND TERMINATIONS  
3 Year Comparative Data: Fiscal Years 2004 - 2006**



**CHART CC-8.6  
CIRCUIT COURT**

**6th CIRCUIT  
Frederick and Montgomery Counties**

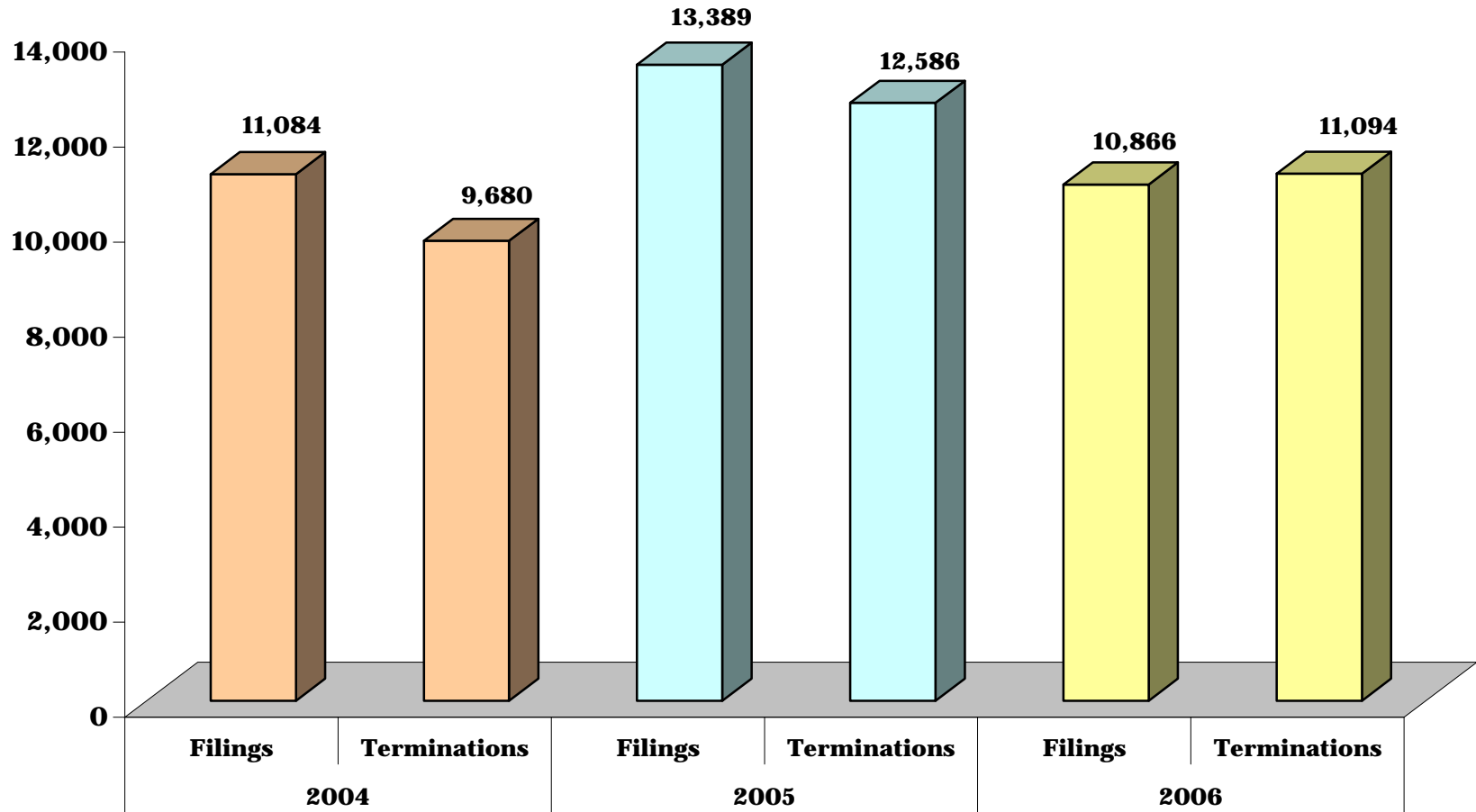
**CRIMINAL FILINGS AND TERMINATIONS  
3 Year Comparative Data: Fiscal Years 2004 - 2006**



**CHART CC-8.7  
CIRCUIT COURT**

**7th CIRCUIT  
Calvert, Charles, Prince George's and St. Mary's Counties**

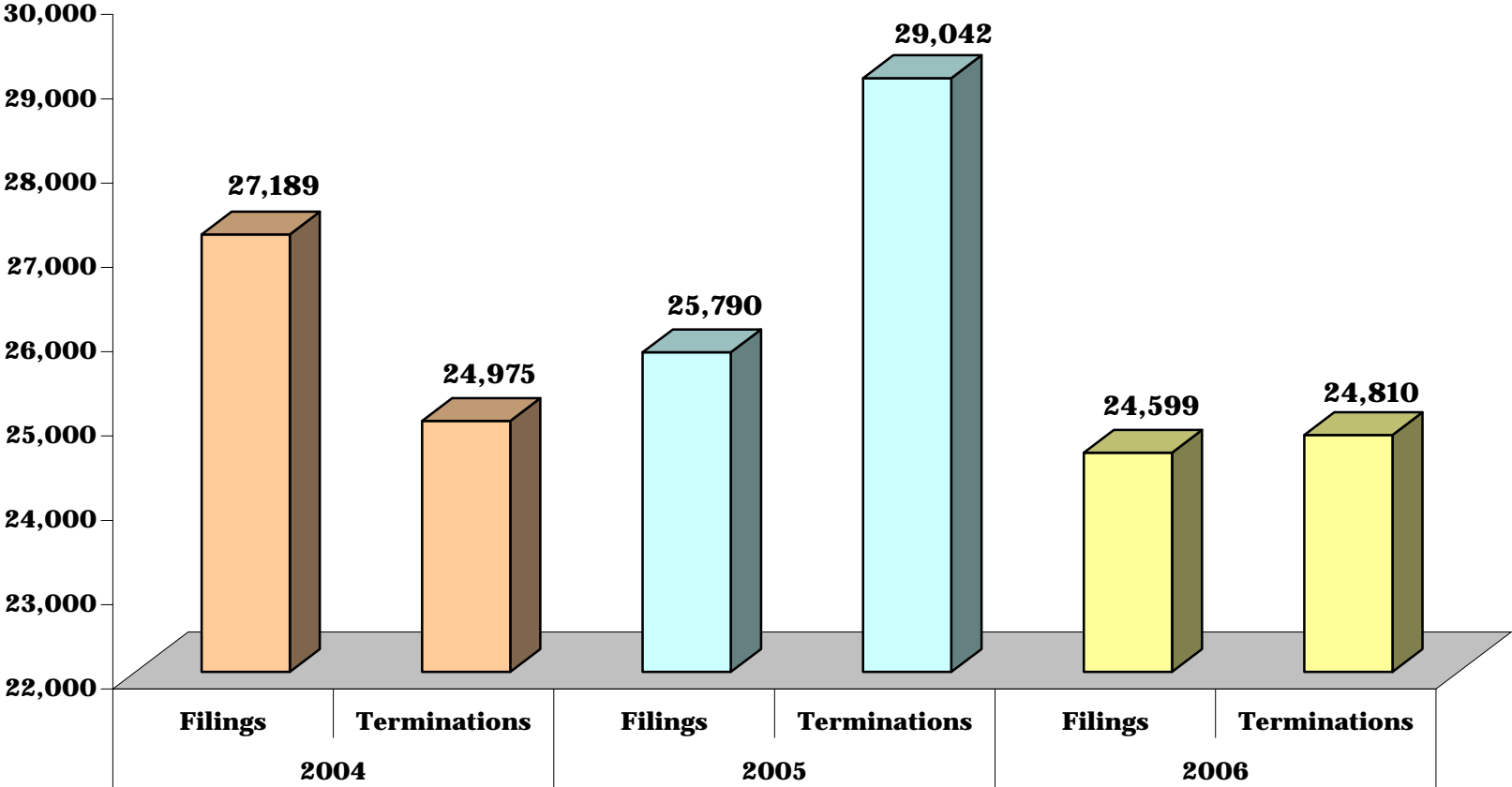
**CRIMINAL FILINGS AND TERMINATIONS  
3 Year Comparative Data: Fiscal Years 2004 - 2006**



**CHART CC-8.8  
CIRCUIT COURT**

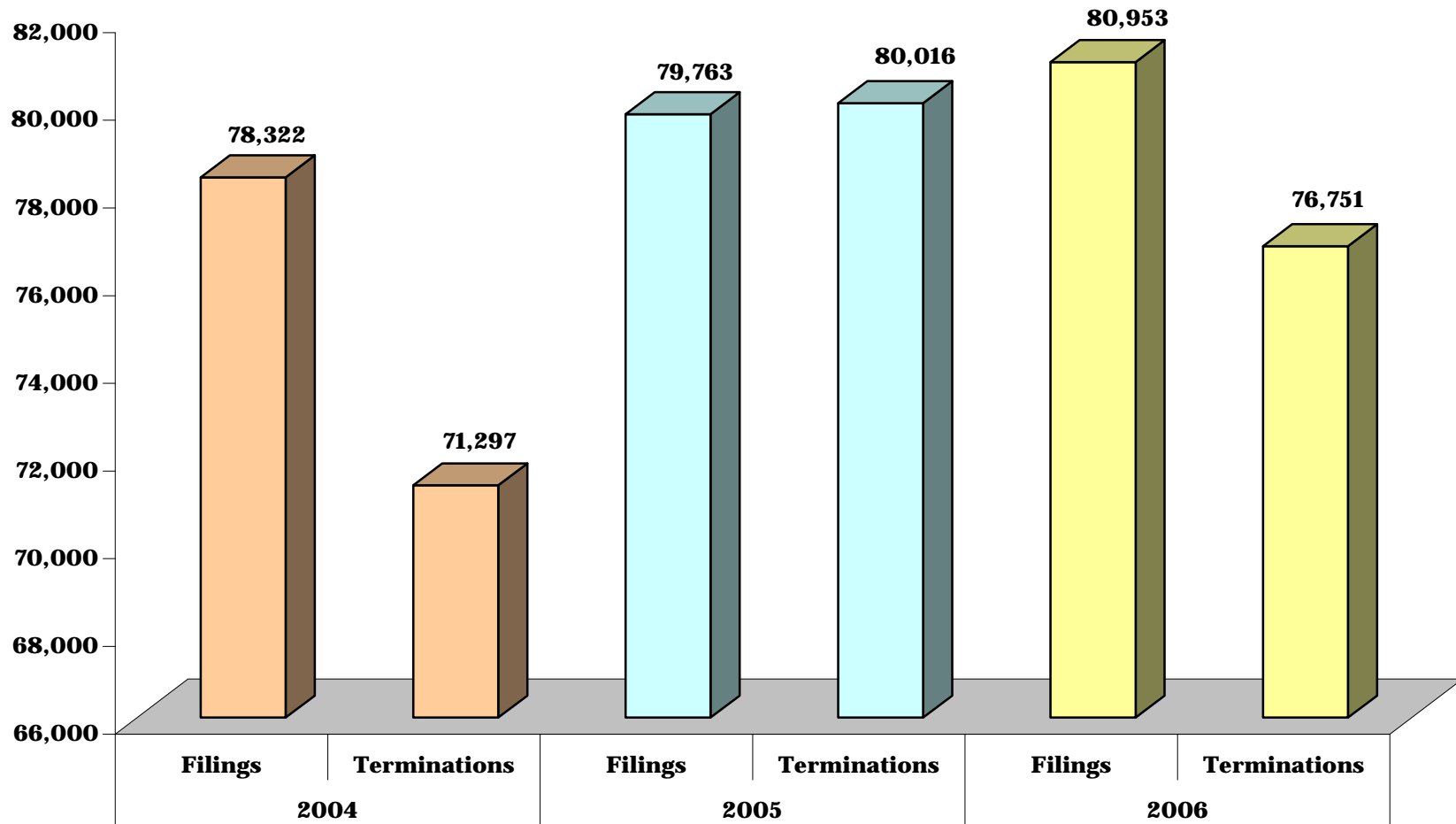
**8th CIRCUIT  
Baltimore City**

**CRIMINAL FILINGS AND TERMINATIONS  
3 Year Comparative Data: Fiscal Years 2004 - 2006**



**CHART CC-8.9  
CIRCUIT COURT**

**STATE TOTALS  
CRIMINAL FILINGS AND TERMINATIONS  
3 Year Comparative Data: Fiscal Years 2004 - 2006**



**TABLE CC-9  
CIRCUIT COURT**

**JUVENILE FILINGS AND TERMINATIONS**

**Combined Original and Reopened Cases  
3 Year Comparative Table: Fiscal Years 2004 - 2006**

	2004		2005		2006	
	Filings	Terminations	Filings	Terminations	Filings	Terminations
<b>First Circuit</b>	<b>1,113</b>	<b>960</b>	<b>1,247</b>	<b>1,121</b>	<b>1,375</b>	<b>1,263</b>
Dorchester	148	159	223	190	216	235
Somerset	132	69	108	80	134	121
Wicomico	495	354	623	564	734	635
Worcester	338	378	293	287	291	272

	2004		2005		2006	
	Filings	Terminations	Filings	Terminations	Filings	Terminations
<b>Second Circuit</b>	<b>1,147</b>	<b>869</b>	<b>1,305</b>	<b>1,108</b>	<b>1,146</b>	<b>1,152</b>
Caroline	207	137	214	179	256	225
Cecil	466	353	439	307	417	437
Kent	82	83	127	118	97	89
Queen Anne's	140	61	211	197	217	238
Talbot	252	235	314	307	159	163

	2004		2005		2006	
	Filings	Terminations	Filings	Terminations	Filings	Terminations
<b>Third Circuit</b>	<b>5,299</b>	<b>3,944</b>	<b>5,128</b>	<b>4,411</b>	<b>5,814</b>	<b>4,887</b>
Baltimore	4,389	3,153	4,244	3,472	4,885	3,901
Harford	910	791	884	939	929	986

	2004		2005		2006	
	Filings	Terminations	Filings	Terminations	Filings	Terminations
<b>Fourth Circuit</b>	<b>1,717</b>	<b>1,475</b>	<b>1,900</b>	<b>1,725</b>	<b>1,450</b>	<b>1,381</b>
Allegany	445	309	333	320	332	304
Garrett	78	87	93	67	91	69
Washington	1,194	1,079	1,474	1,338	1,027	1,008



**JUVENILE FILINGS AND TERMINATIONS, page 2**

	2004		2005		2006	
	Filings	Terminations	Filings	Terminations	Filings	Terminations
<b>Fifth Circuit</b>	<b>4,418</b>	<b>3,911</b>	<b>4,524</b>	<b>4,077</b>	<b>3,895</b>	<b>3,518</b>
Anne Arundel	2,579	2,316	2,510	2,204	2,157	1,783
Carroll	937	823	1,059	964	906	912
Howard	902	772	955	909	832	823

	2004		2005		2006	
	Filings	Terminations	Filings	Terminations	Filings	Terminations
<b>Sixth Circuit</b>	<b>7,073</b>	<b>5,508</b>	<b>5,290</b>	<b>5,075</b>	<b>5,171</b>	<b>5,007</b>
Frederick	1,192	1,143	954	883	893	959
Montgomery	5,881	4,365	4,336	4,192	4,278	4,048

	2004		2005		2006	
	Filings	Terminations	Filings	Terminations	Filings	Terminations
<b>Seventh Circuit</b>	<b>5,649</b>	<b>4,538</b>	<b>5,100</b>	<b>4,296</b>	<b>6,414</b>	<b>5,304</b>
Calvert	673	524	688	672	549	609
Charles	1,525	1,471	1,305	1,330	964	863
Prince George's	2,980	2,158	2,578	1,786	4,487	3,417
St. Mary's	471	385	529	508	414	415

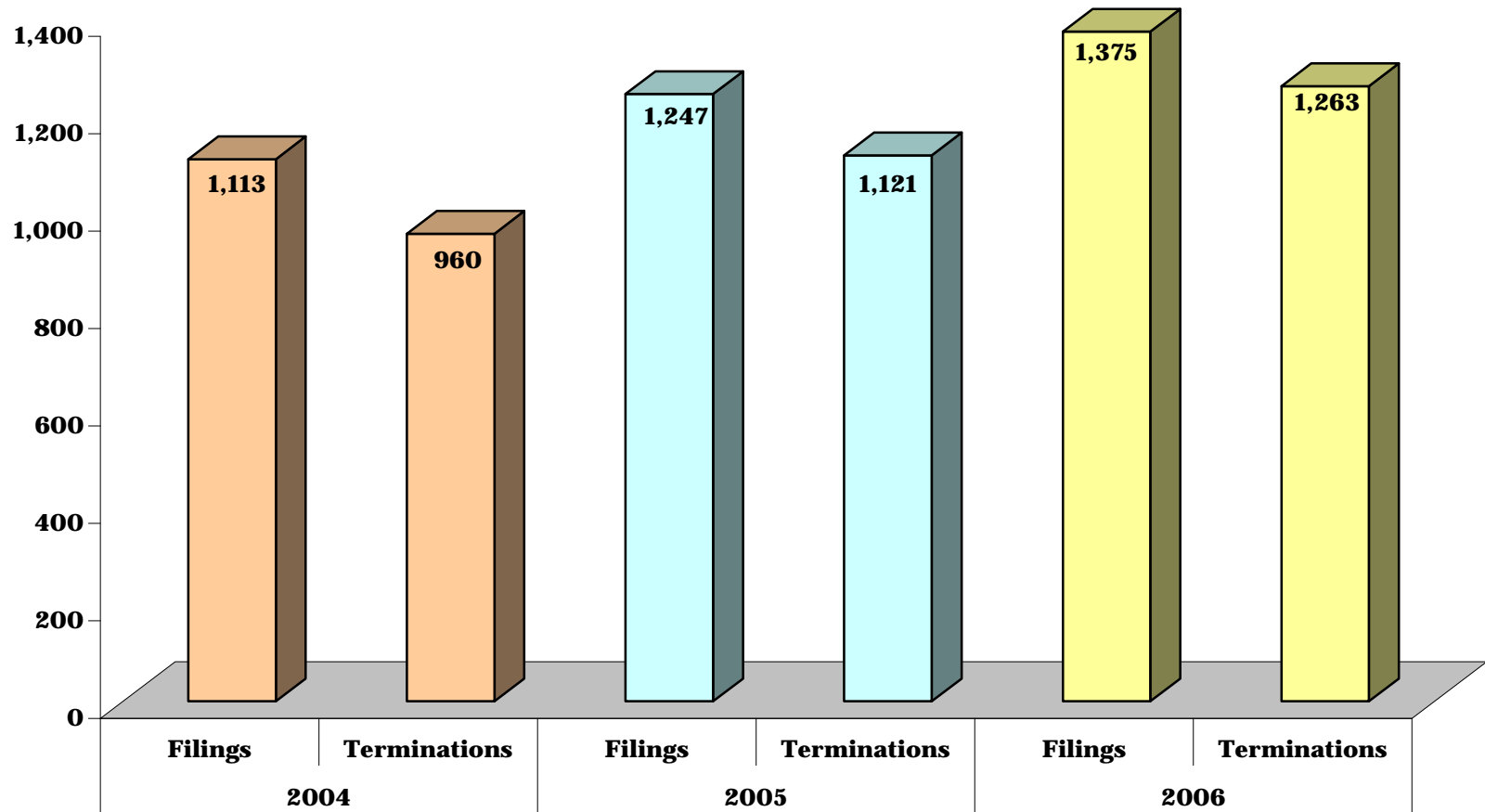
	2004		2005		2006	
	Filings	Terminations	Filings	Terminations	Filings	Terminations
<b>Eighth Circuit</b>	<b>10,202</b>	<b>7,902</b>	<b>9,800</b>	<b>8,051</b>	<b>9,716</b>	<b>9,140</b>
Baltimore City	10,202	7,902	9,800	8,051	9,716	9,140

	2004		2005		2006	
	Filings	Terminations	Filings	Terminations	Filings	Terminations
<b>STATE TOTALS</b>	<b>36,618</b>	<b>29,107</b>	<b>34,294</b>	<b>29,864</b>	<b>34,981</b>	<b>31,652</b>

**CHART CC-9.1  
CIRCUIT COURT**

**1st CIRCUIT  
Dorchester, Somerset, Wicomico and Worcester Counties**

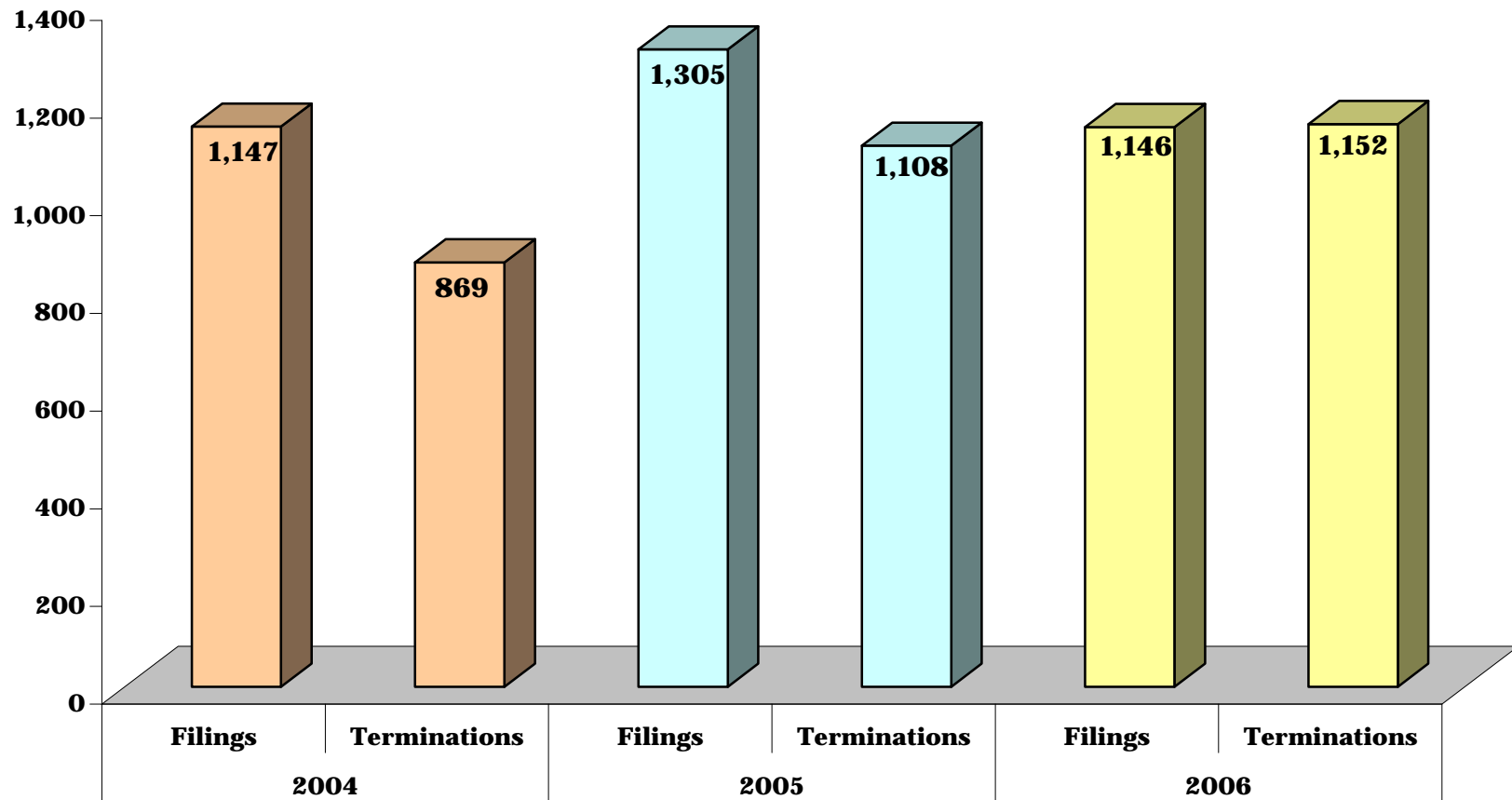
**JUVENILE FILINGS AND TERMINATIONS  
3 Year Comparative Data: Fiscal Years 2004 - 2006**



**CHART CC-9.2  
CIRCUIT COURT**

**2nd CIRCUIT  
Caroline, Cecil, Kent, Queen Anne's and Talbot's Counties**

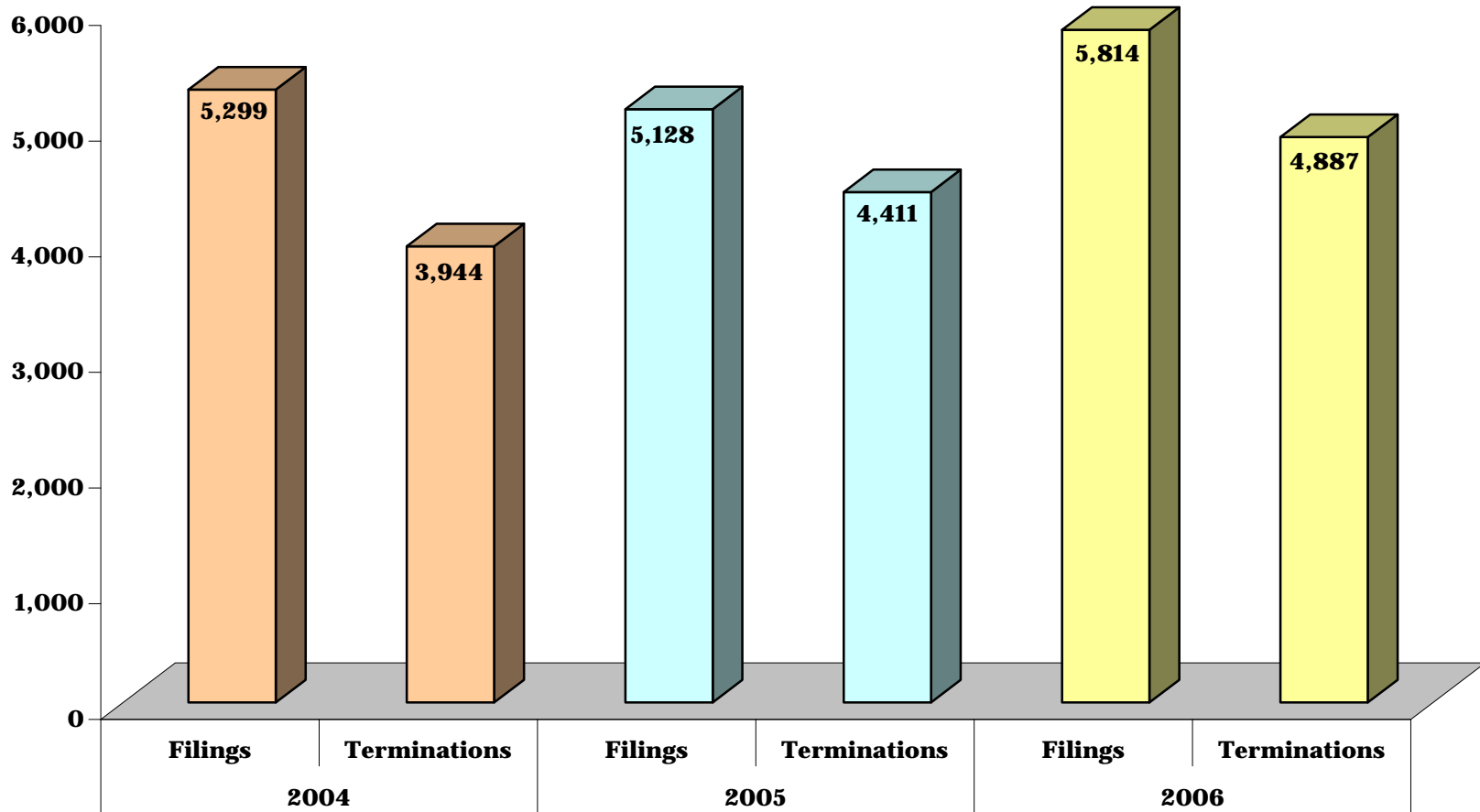
**JUVENILE FILINGS AND TERMINATIONS  
3 Year Comparative Data: Fiscal Years 2004 - 2006**



**CHART CC-9.3  
CIRCUIT COURT**

**3rd CIRCUIT  
Baltimore and Harford Counties**

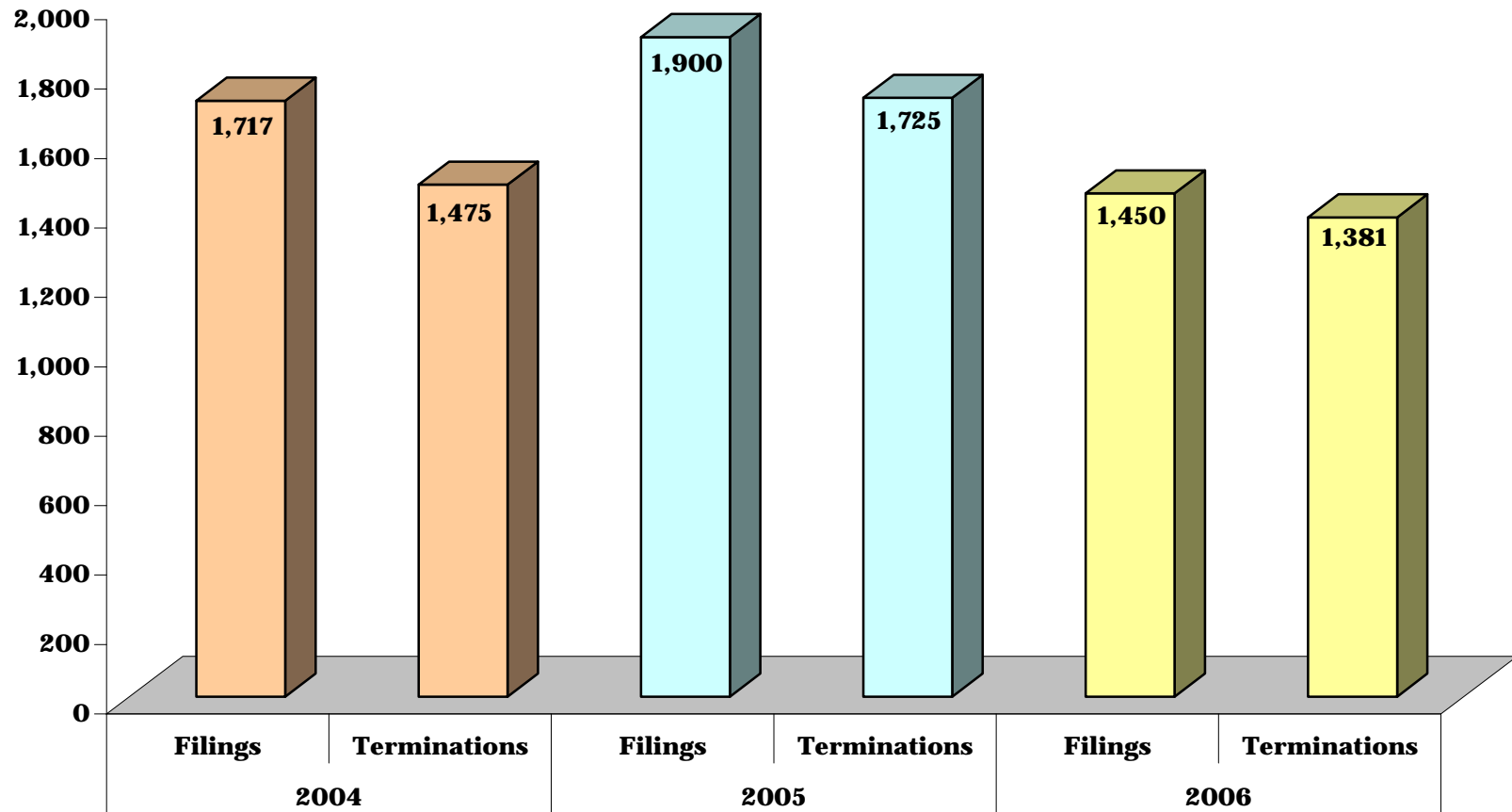
**JUVENILE FILINGS AND TERMINATIONS  
3 Year Comparative Data: Fiscal Years 2004 - 2006**



**CHART CC-9.4  
CIRCUIT COURT**

**4th CIRCUIT  
Allegheny, Garrett and Washington Counties**

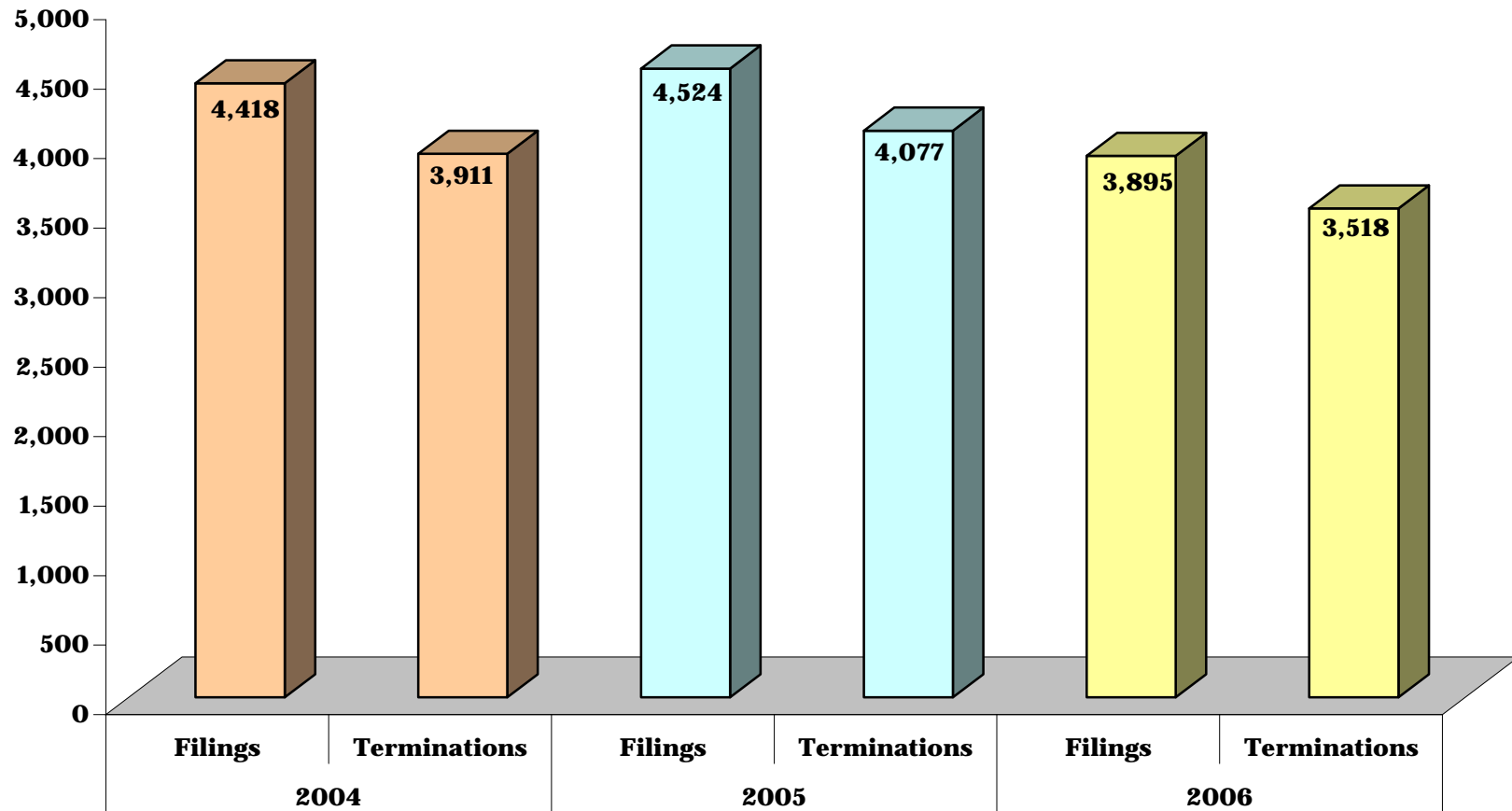
**JUVENILE FILINGS AND TERMINATIONS  
3 Year Comparative Data: Fiscal Years 2004 - 2006**



**CHART CC-9.5  
CIRCUIT COURT**

**5th CIRCUIT  
Anne Arundel, Carroll and Howard Counties**

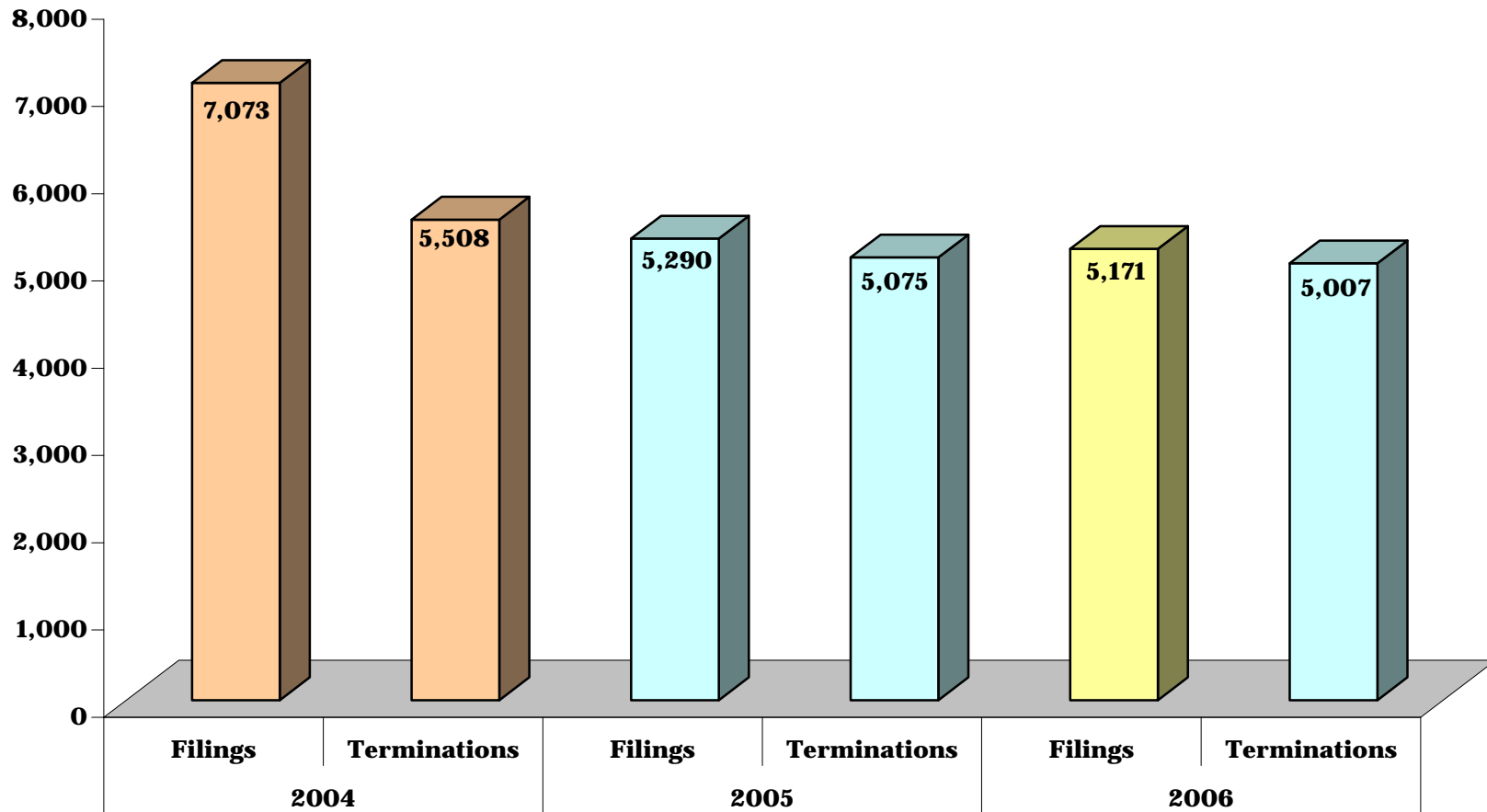
**JUVENILE FILINGS AND TERMINATIONS  
3 Year Comparative Data: Fiscal Years 2004 - 2006**



**CHART CC-9.6  
CIRCUIT COURT**

**6th CIRCUIT  
Frederick and Montgomery Counties**

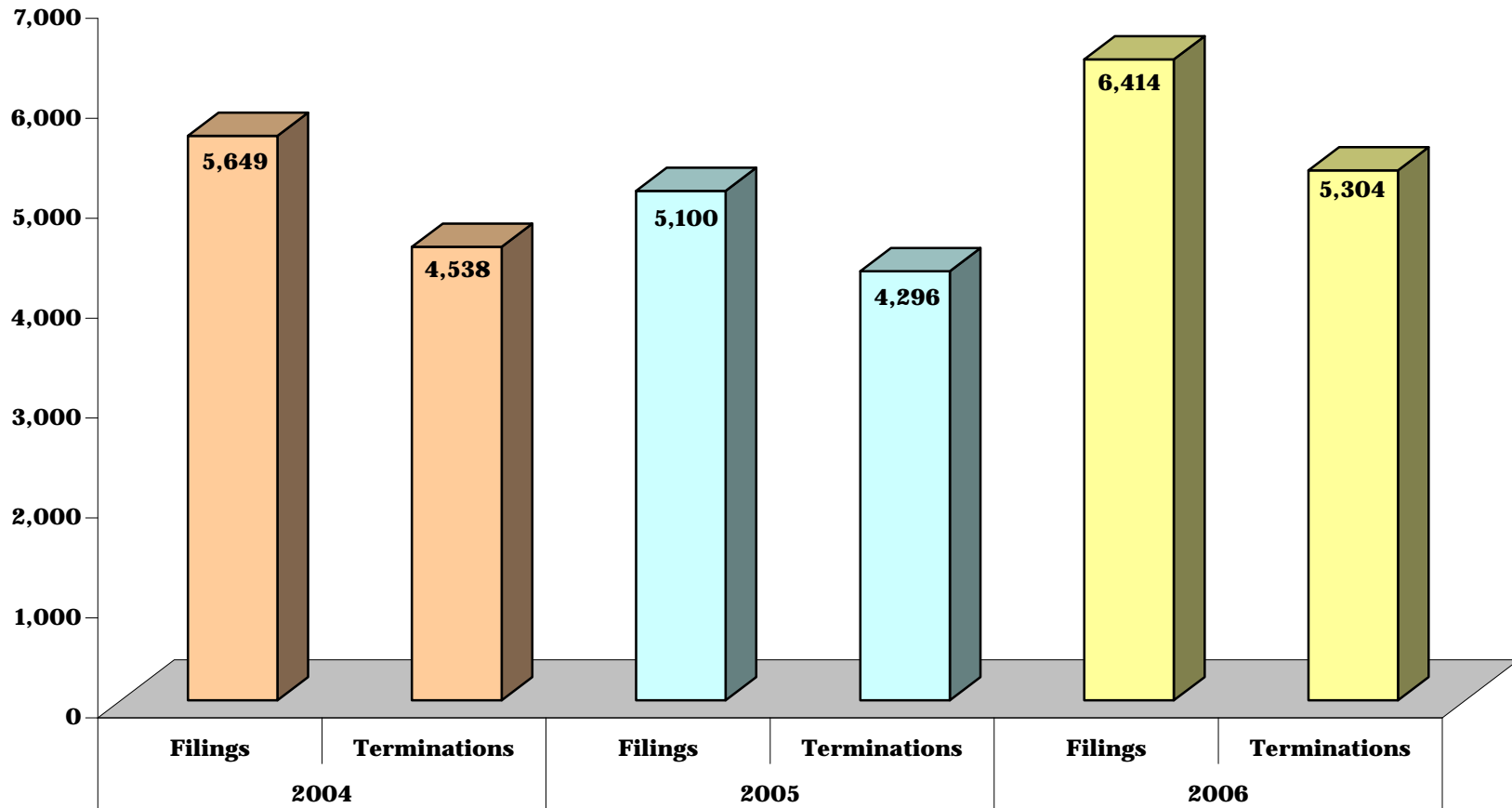
**JUVENILE FILINGS AND TERMINATIONS  
3 Year Comparative Data: Fiscal Years 2004 - 2006**



**CHART CC-9.7  
CIRCUIT COURT**

**7th CIRCUIT  
Calvert, Charles, Prince George's and St. Mary's Counties**

**JUVENILE FILINGS AND TERMINATIONS  
3 Year Comparative Data: Fiscal Years 2004 - 2006**

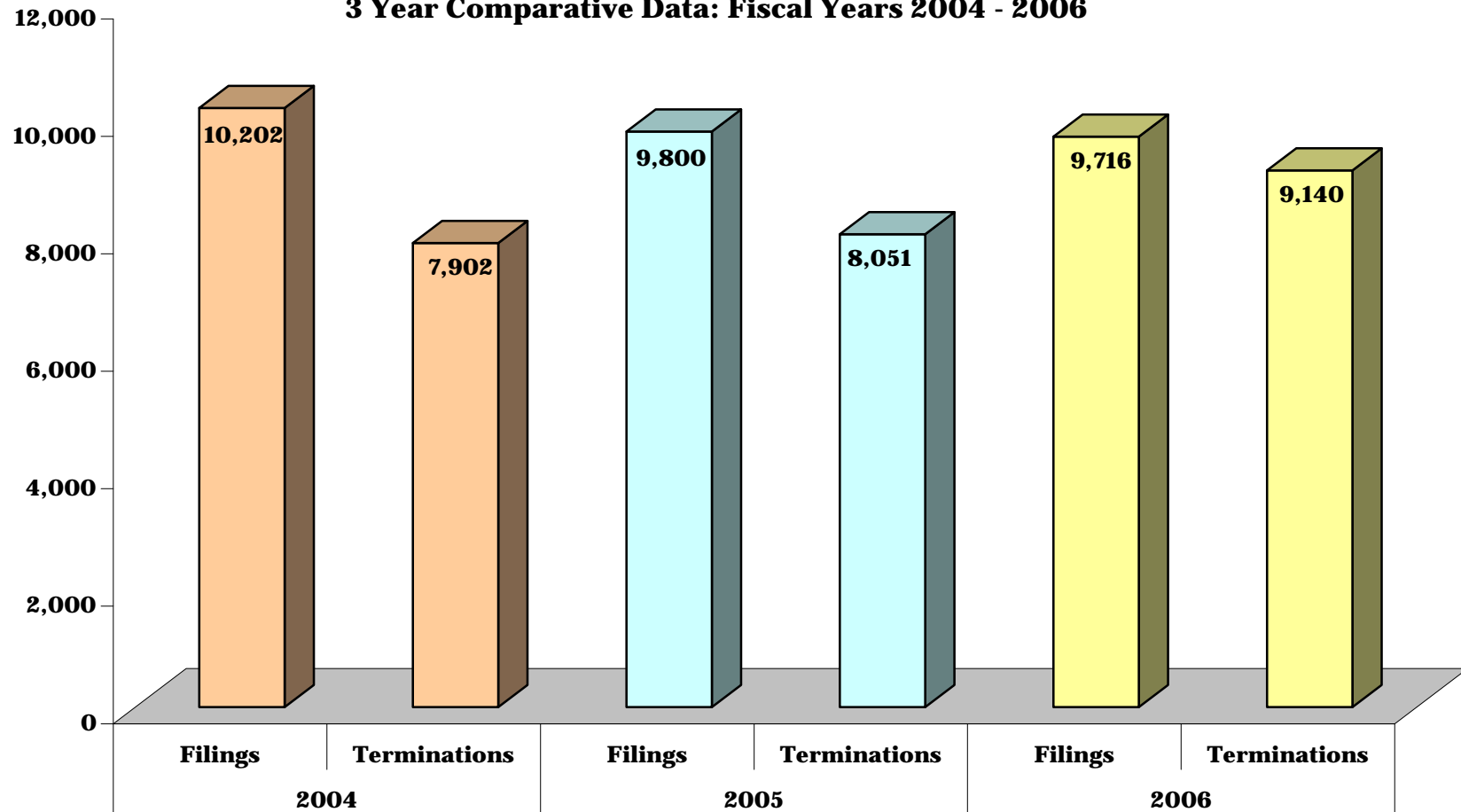




**CHART CC-9.8  
CIRCUIT COURT**

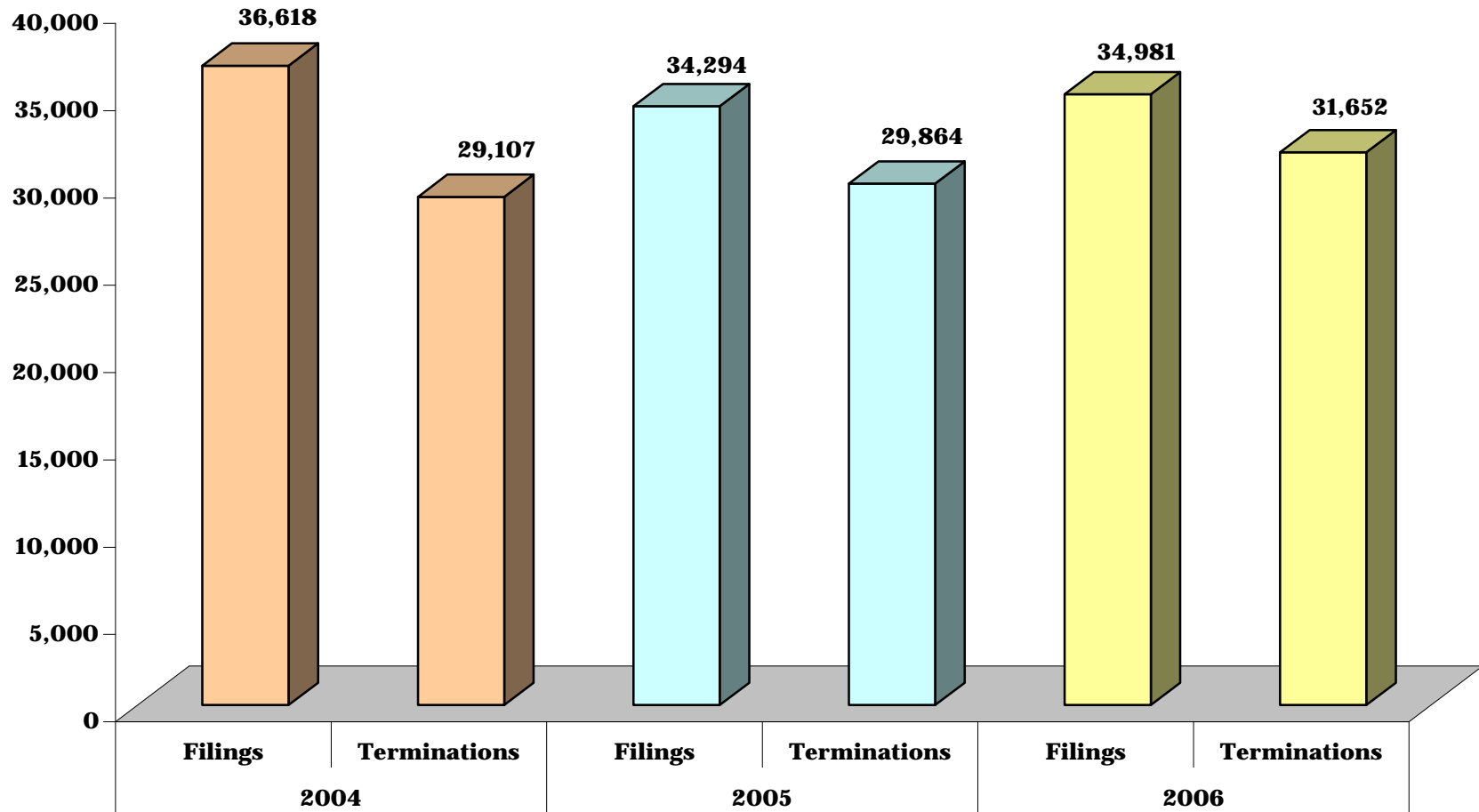
**8th CIRCUIT  
Baltimore City**

**JUVENILE FILINGS AND TERMINATIONS  
3 Year Comparative Data: Fiscal Years 2004 - 2006**



**CHART CC-9.9  
CIRCUIT COURT**

**STATE TOTALS  
JUVENILE FILINGS AND TERMINATIONS  
3 Year Comparative Data: Fiscal Years 2004 - 2006**



**TABLE CC-10.1  
CIRCUIT COURT**

**SMALL JURISDICTIONS: CATEGORIES OF TERMINATIONS**

**Original and Reopened Cases  
Fiscal Year 2006**

	<b>Caroline</b>	<b>Dorchester</b>	<b>Garrett</b>	<b>Kent</b>	<b>Queen Anne's</b>	<b>Somerset</b>	<b>Talbot</b>
<b>Total Civil-General</b>	<b>273</b>	<b>359</b>	<b>267</b>	<b>218</b>	<b>450</b>	<b>369</b>	<b>296</b>
Motor Tort	12	14	23	12	25	12	16
Other Tort	12	11	6	15	3	27	18
Contract	19	15	11	20	10	16	26
Condemnation	4	0	0	0	3	0	0
Cont'd Confessed Judgment	2	11	9	4	14	5	13
Other Law	12	35	17	19	36	34	23
<i>Appeals</i>							
District Court - On Record	0	0	0	0	2	1	1
District Court - De Novo	0	0	0	0	2	1	1
Administrative Agency	8	19	18	9	31	79	23
Other General	203	254	183	139	324	194	175
Unreported Category	1	0	0	0	0	0	0

	<b>Caroline</b>	<b>Dorchester</b>	<b>Garrett</b>	<b>Kent</b>	<b>Queen Anne's</b>	<b>Somerset</b>	<b>Talbot</b>
<b>Total Civil-Family</b>	<b>969</b>	<b>963</b>	<b>529</b>	<b>558</b>	<b>617</b>	<b>1,164</b>	<b>707</b>
Divorce/Nullity	271	239	195	179	269	185	281
Other Domestic Relations	335	362	226	188	234	462	270
Adoption/Guardianship	6	1	9	4	7	9	5
Paternity	258	312	89	152	97	449	122
Domestic Violence	99	49	10	35	10	59	29

SMALL JURISDICTIONS: CATEGORIES OF TERMINATIONS, page 2

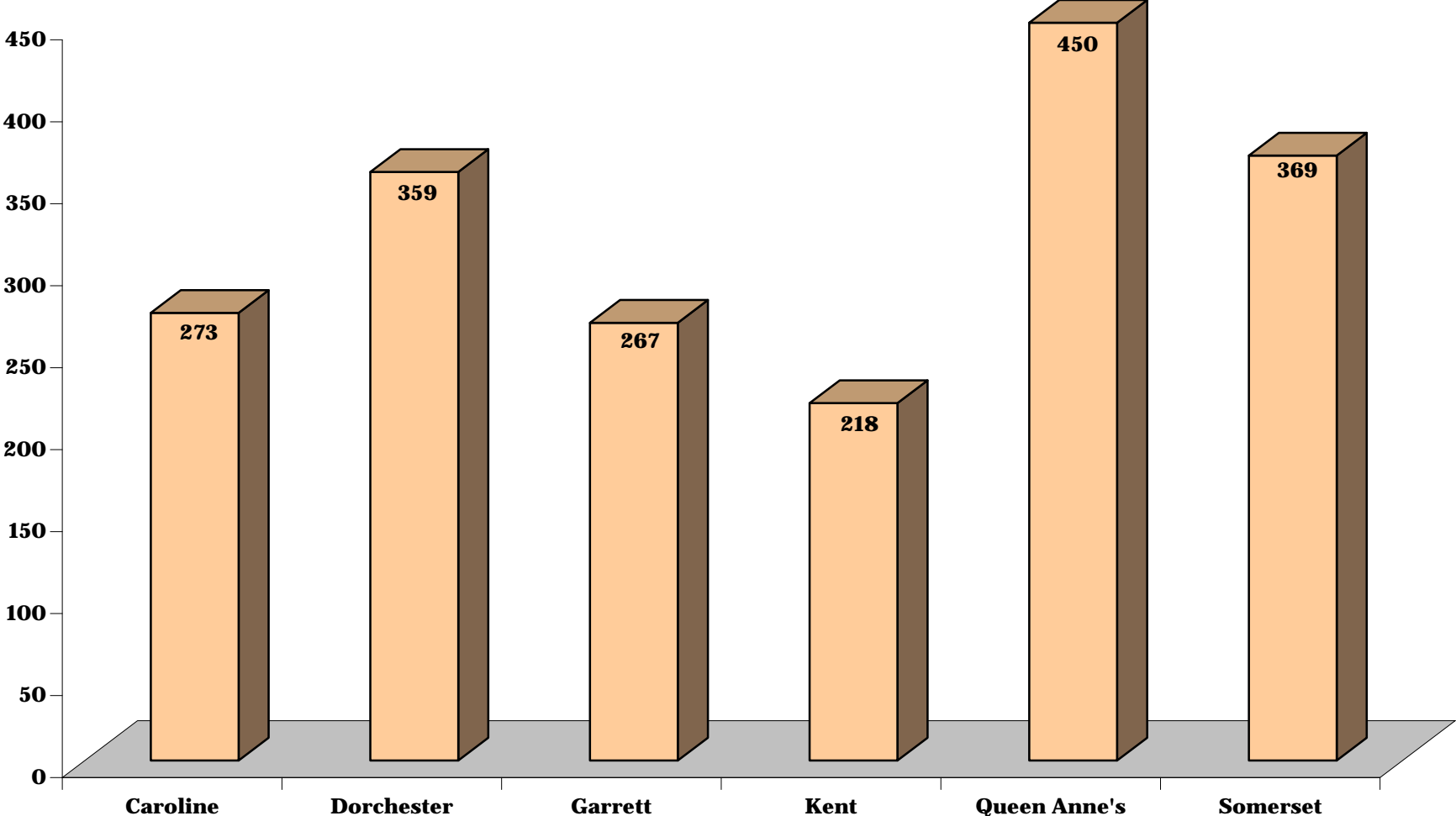
	Caroline	Dorchester	Garrett	Kent	Queen Anne's	Somerset	Talbot
<b>Total Juvenile</b>	<b>225</b>	<b>235</b>	<b>69</b>	<b>89</b>	<b>238</b>	<b>121</b>	<b>163</b>
Delinquency	198	214	45	86	217	90	130
Adult	0	0	0	0	2	0	0
Child in Need of Supervision	2	0	0	0	0	0	0
Child in Need of Assistance	18	14	17	1	15	24	20
Guardianship	2	4	2	2	2	6	8
Adoption	4	3	4	0	2	0	5
Peace Orders	1	0	1	0	0	1	0
Unreported Category	0	0	0	0	0	0	0

	Caroline	Dorchester	Garrett	Kent	Queen Anne's	Somerset	Talbot
<b>Total Criminal</b>	<b>502</b>	<b>578</b>	<b>212</b>	<b>421</b>	<b>432</b>	<b>416</b>	<b>351</b>
Indictment/Information	172	383	122	138	135	206	232
<i>Appeals</i>							
District Court - Motor	20	16	2	16	27	4	18
District Court - Other	13	16	10	15	16	12	7
Jury Trial Prayed - Motor	103	67	23	73	93	42	24
Jury Trial Prayed - Other	189	94	54	179	161	151	66
Non Support	0	0	0	0	0	0	0
Post Conviction	5	2	1	0	0	0	3
Unreported Category	0	0	0	0	0	1	1

	Caroline	Dorchester	Garrett	Kent	Queen Anne's	Somerset	Talbot
<b>TOTAL TERMINATIONS</b>	<b>1,969</b>	<b>2,135</b>	<b>1,077</b>	<b>1,286</b>	<b>1,737</b>	<b>2,070</b>	<b>1,517</b>

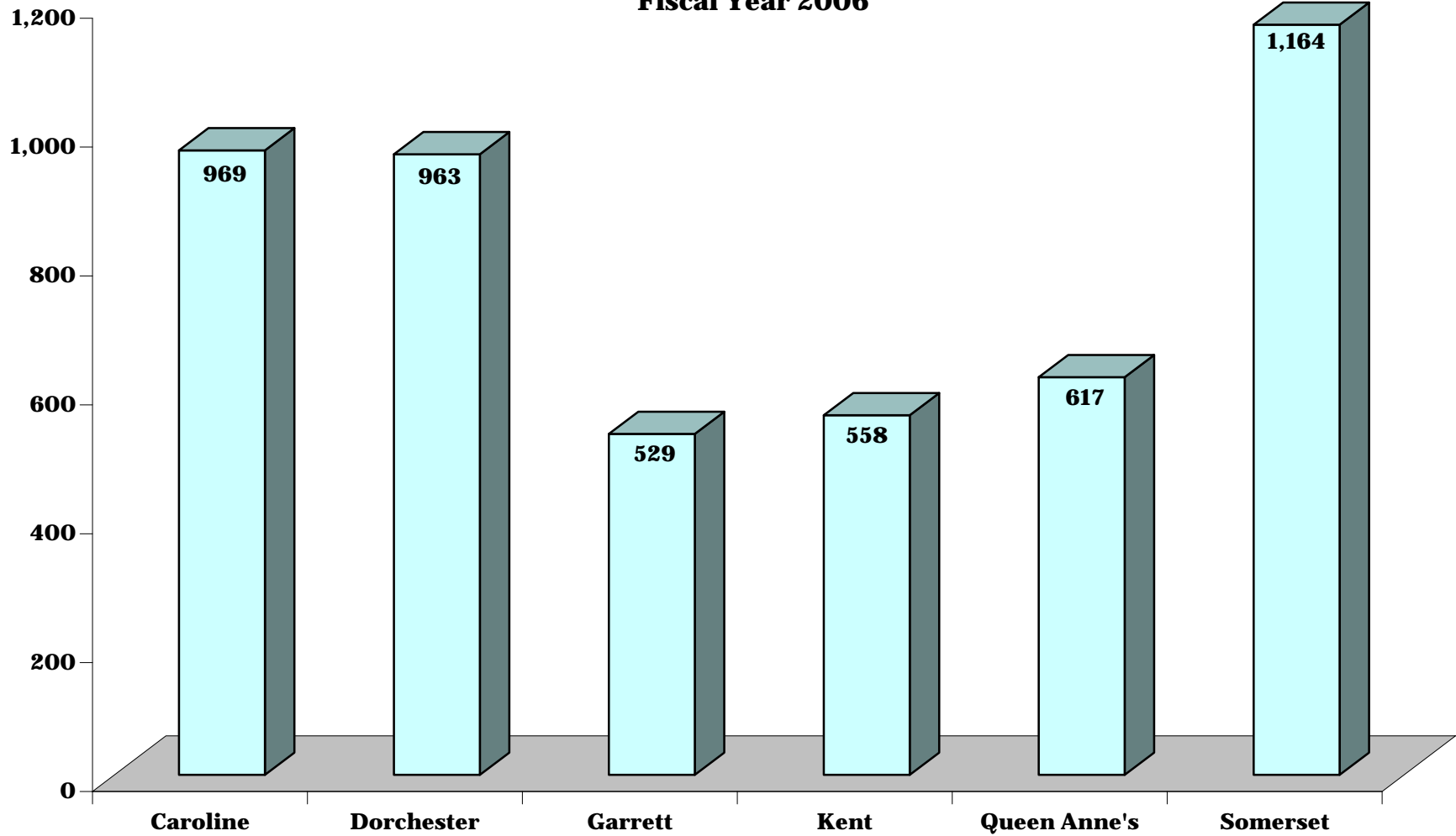
**CHART CC-10.1.1  
CIRCUIT COURT**

**SMALL JURISDICTIONS  
CIVIL-GENERAL TERMINATIONS  
Fiscal Year 2006**



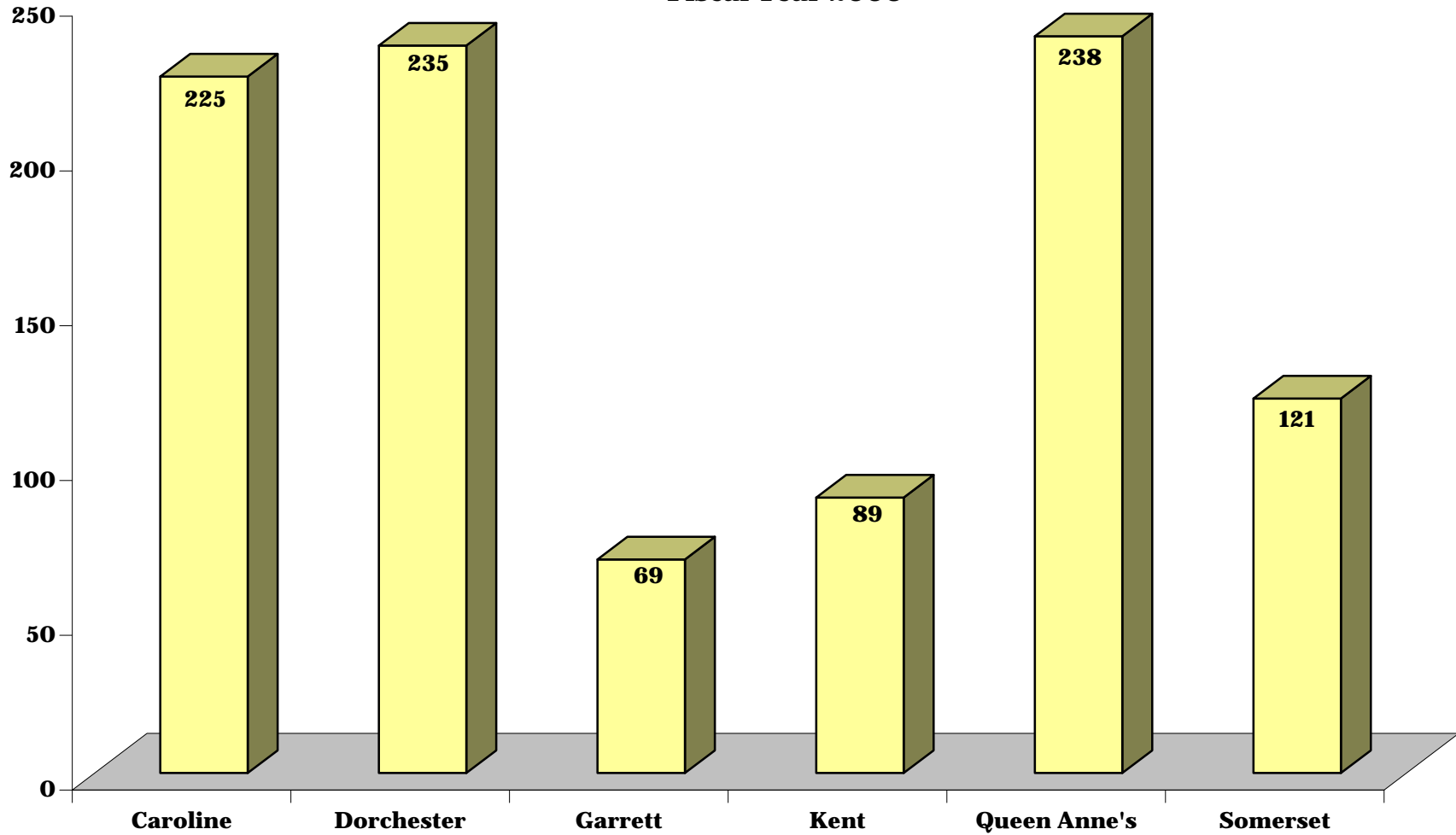
**CHART CC-10.1.2  
CIRCUIT COURT**

**SMALL JURISDICTIONS  
CIVIL-FAMILY TERMINATIONS  
Fiscal Year 2006**



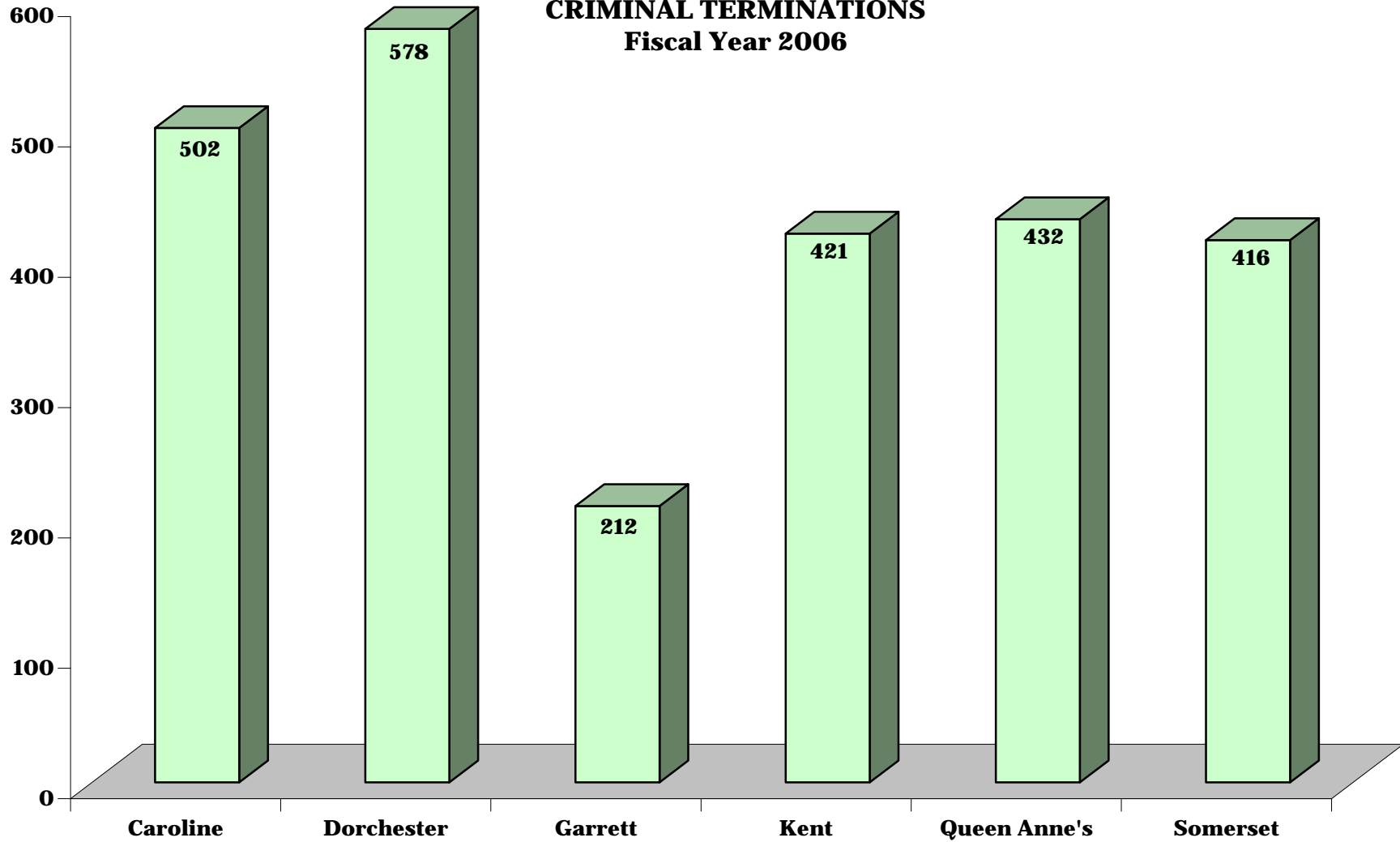
**CHART CC-10.1.3  
CIRCUIT COURT**

**SMALL JURISDICTIONS  
JUVENILE TERMINATIONS  
Fiscal Year 2006**



**CHART CC-10.1.4  
CIRCUIT COURT**

**SMALL JURISDICTIONS  
CRIMINAL TERMINATIONS  
Fiscal Year 2006**





**TABLE CC-10.2  
CIRCUIT COURT**

**MEDIUM JURISDICTIONS: CATEGORIES OF TERMINATIONS**

**Original and Reopened Cases  
Fiscal Year 2006**

	<b>Allegany</b>	<b>Calvert</b>	<b>Carroll</b>	<b>Cecil</b>	<b>Frederick</b>	<b>St. Mary's</b>	<b>Washington</b>	<b>Wicomico</b>	<b>Worcester</b>
<b>Total Civil-General</b>	<b>941</b>	<b>791</b>	<b>1,308</b>	<b>1,147</b>	<b>1,285</b>	<b>644</b>	<b>972</b>	<b>824</b>	<b>1,053</b>
Motor Tort	40	65	89	133	107	56	67	69	57
Other Tort	9	3	32	36	66	9	34	6	35
Contract	23	47	68	44	109	39	79	28	80
Condemnation	3	1	15	1	2	0	1	2	1
Cont'd Confessed Judgment	4	16	24	42	17	11	27	20	17
Other Law	50	98	91	76	75	101	91	49	57
<i>Appeals</i>									
District Court - On Record	0	0	3	1	0	0	2	0	2
District Court - De Novo	0	2	3	0	0	2	14	6	3
Administrative Agency	169	42	112	65	84	41	157	62	29
Other General	642	513	869	747	824	385	499	582	770
Unreported Category	1	4	2	2	1	0	1	0	2

	<b>Allegany</b>	<b>Calvert</b>	<b>Carroll</b>	<b>Cecil</b>	<b>Frederick</b>	<b>St. Mary's</b>	<b>Washington</b>	<b>Wicomico</b>	<b>Worcester</b>
<b>Total Civil-Family</b>	<b>1,802</b>	<b>2,752</b>	<b>1,989</b>	<b>2,299</b>	<b>3,266</b>	<b>1,900</b>	<b>4,349</b>	<b>2,007</b>	<b>1,600</b>
Divorce/Nullity	597	795	853	606	1,409	625	1,106	630	366
Other Domestic Relations	797	772	630	1,063	1,280	638	2,117	642	534
Adoption/Guardianship	22	30	56	36	58	26	26	35	12
Paternity	365	1,084	118	426	427	499	1,062	637	673
Domestic Violence	21	71	332	168	92	112	38	63	15

**MEDIUM JURISDICTIONS: CATEGORIES OF TERMINATIONS, page 2**

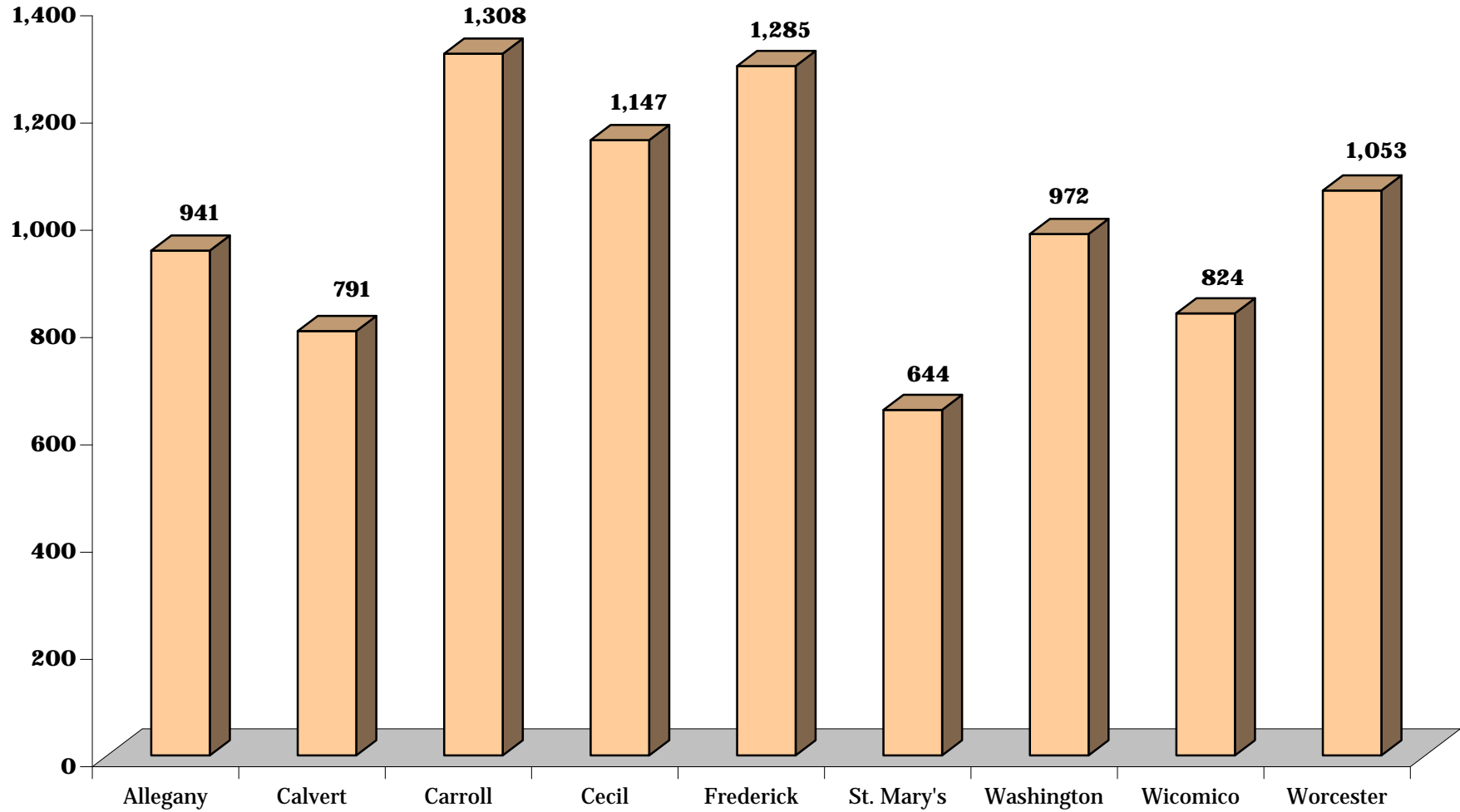
	<b>Allegany</b>	<b>Calvert</b>	<b>Carroll</b>	<b>Cecil</b>	<b>Frederick</b>	<b>St. Mary's</b>	<b>Washington</b>	<b>Wicomico</b>	<b>Worcester</b>
<b>Total Juvenile</b>	<b>304</b>	<b>609</b>	<b>912</b>	<b>437</b>	<b>959</b>	<b>415</b>	<b>1,008</b>	<b>635</b>	<b>272</b>
Delinquent	255	554	799	351	803	370	710	545	230
Adult	0	0	8	0	0	0	0	13	0
Child in Need of Supervision	9	0	40	0	16	0	1	0	0
Child in Need of Assistance	38	24	32	69	92	36	218	34	36
Guardianship	2	6	2	9	19	7	42	13	5
Adoption	0	8	1	7	19	2	25	11	0
Peace Orders	0	17	30	0	10	0	12	19	1
Unreported Category	0	0	0	1	0	0	0	0	0

	<b>Allegany</b>	<b>Calvert</b>	<b>Carroll</b>	<b>Cecil</b>	<b>Frederick</b>	<b>St. Mary's</b>	<b>Washington</b>	<b>Wicomico</b>	<b>Worcester</b>
<b>Total Criminal</b>	<b>681</b>	<b>608</b>	<b>2,489</b>	<b>1,954</b>	<b>3,159</b>	<b>836</b>	<b>2,580</b>	<b>2,403</b>	<b>1,492</b>
Indictment/Information	287	343	695	584	933	435	832	1,189	388
<i>Appeals from District Court</i>									
District Court - Motor	26	15	76	51	119	15	81	22	24
District Court - Other	24	8	48	20	74	15	112	34	24
Jury Trial Prayed - Motor	81	110	649	444	1,062	115	561	407	527
Jury Trial Prayed - Other	256	128	1,021	596	970	252	980	746	528
Non Support	0	2	0	258	0	4	0	0	0
Post Conviction	5	0	0	0	0	0	14	4	1
Unreported Category	2	2	0	1	1	0	0	1	0

	<b>Allegany</b>	<b>Calvert</b>	<b>Carroll</b>	<b>Cecil</b>	<b>Frederick</b>	<b>St. Mary's</b>	<b>Washington</b>	<b>Wicomico</b>	<b>Worcester</b>
<b>TOTAL TERMINATIONS</b>	<b>3,728</b>	<b>4,760</b>	<b>6,698</b>	<b>5,837</b>	<b>8,669</b>	<b>3,795</b>	<b>8,909</b>	<b>5,869</b>	<b>4,417</b>

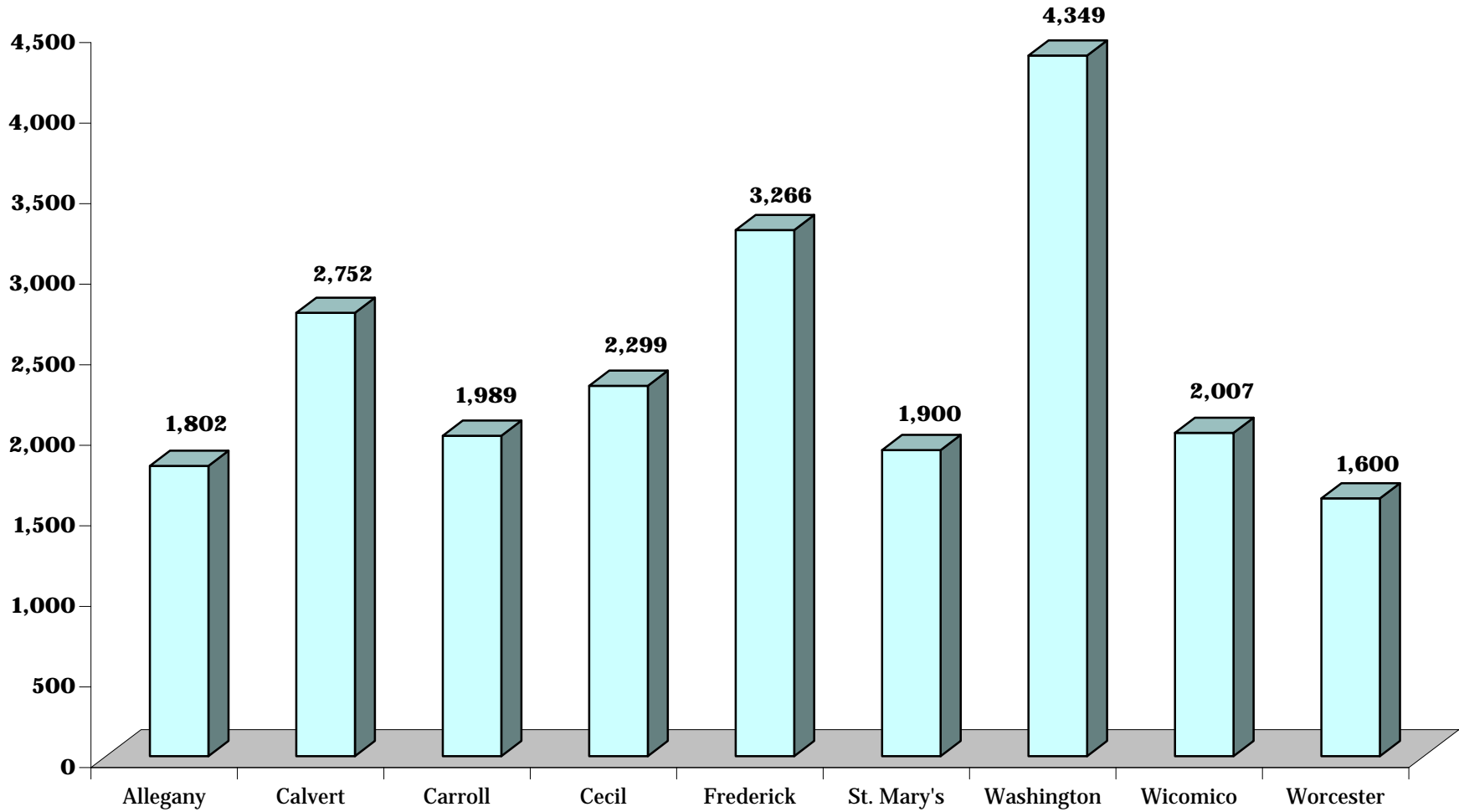
**CHART CC-10.2.1  
CIRCUIT COURT**

**MEDIUM JURISDICTIONS  
CIVIL-GENERAL TERMINATIONS  
Fiscal Year 2006**



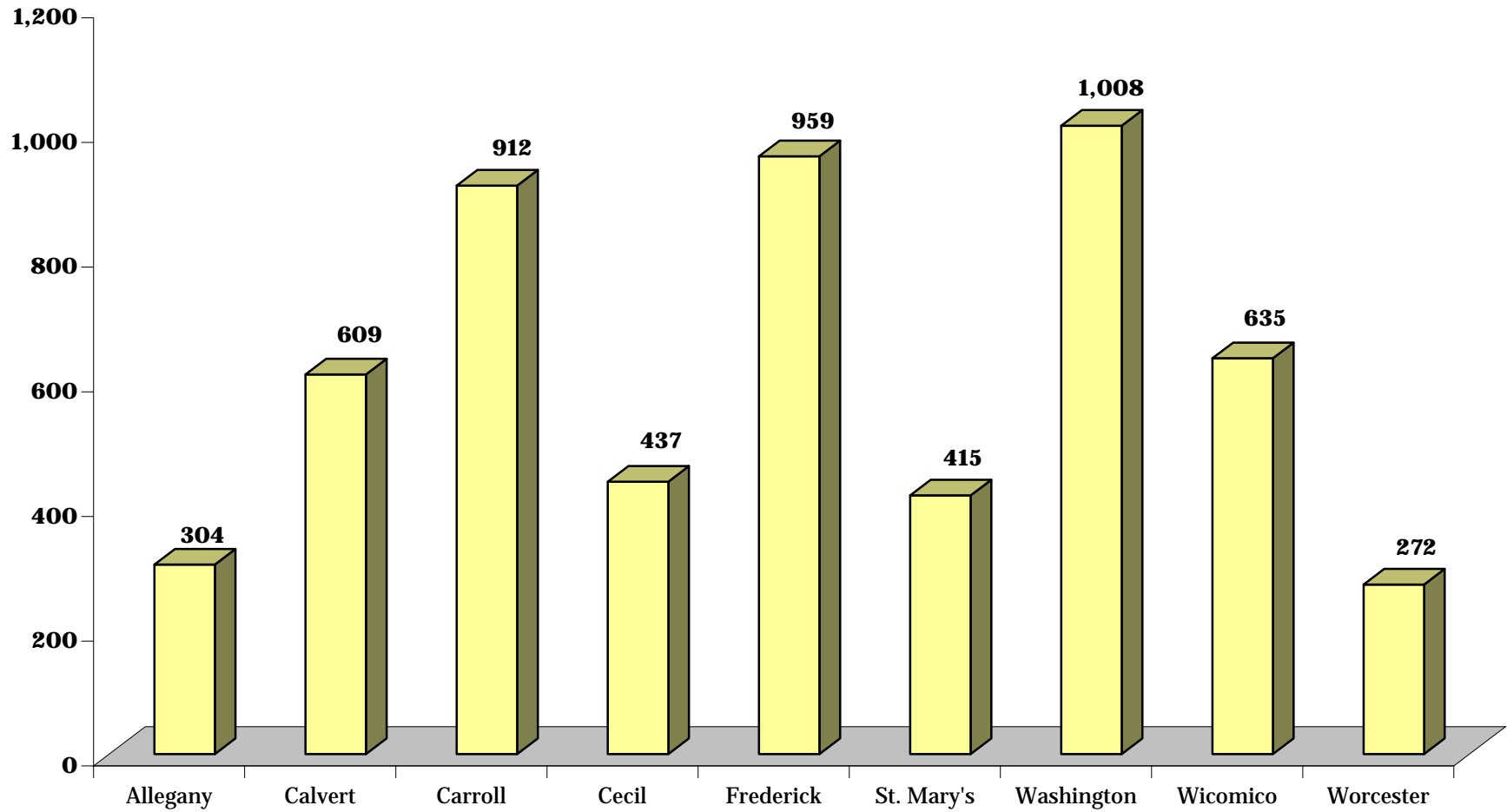
**CHART CC-10.2.2  
CIRCUIT COURT**

**MEDIUM JURISDICTIONS  
CIVIL-FAMILY TERMINATIONS  
Fiscal Year 2006**



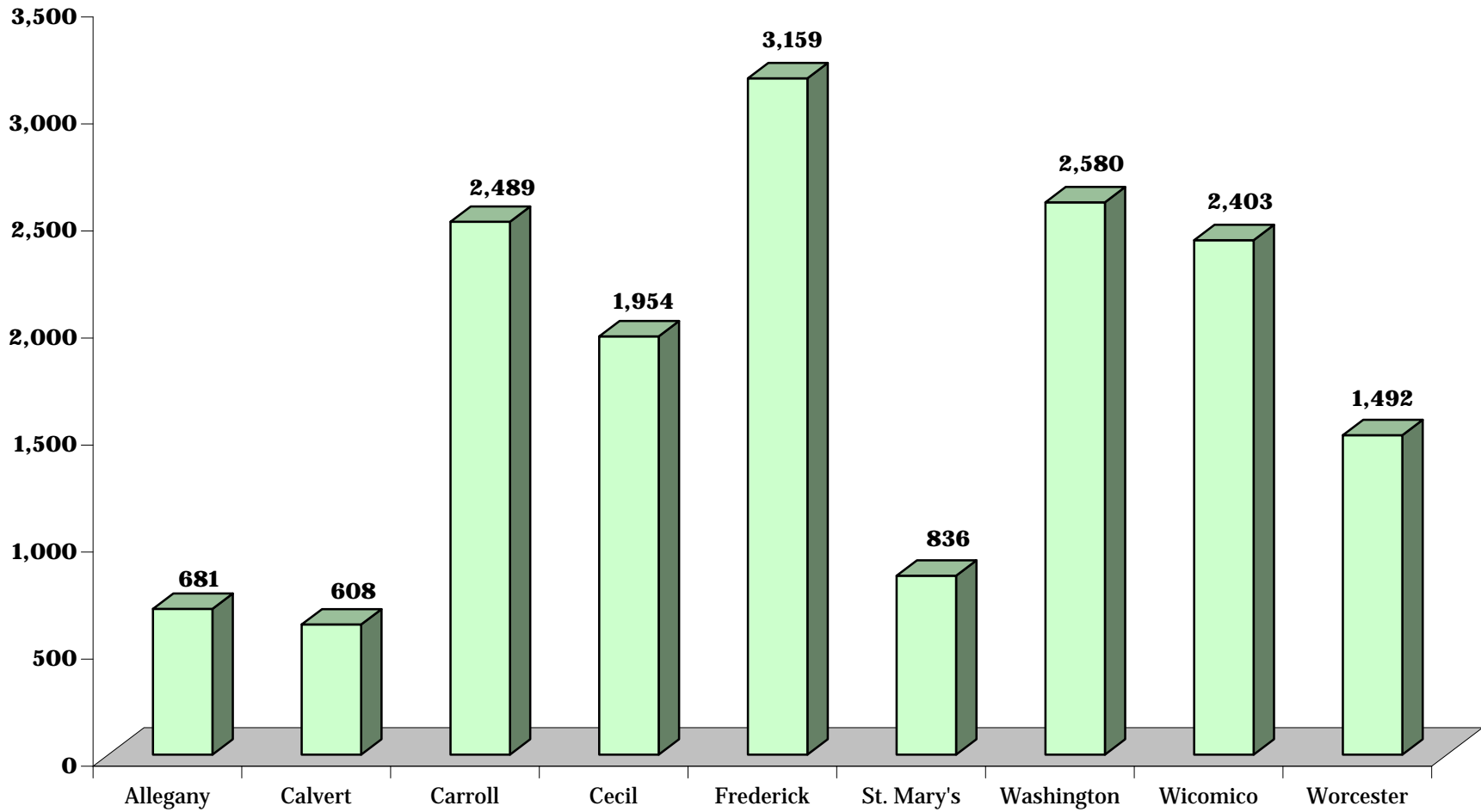
**CHART CC-10.2.3  
CIRCUIT COURT**

**MEDIUM JURISDICTIONS  
JUVENILE TERMINATIONS  
Fiscal Year 2006**



**CHART CC-10.2.4  
CIRCUIT COURT**

**MEDIUM JURISDICTIONS  
CRIMINAL TERMINATIONS  
Fiscal Year 2006**



**TABLE CC-10.3  
CIRCUIT COURT**

**MEDIUM-LARGE JURISDICTIONS: CATEGORIES OF TERMINATIONS**

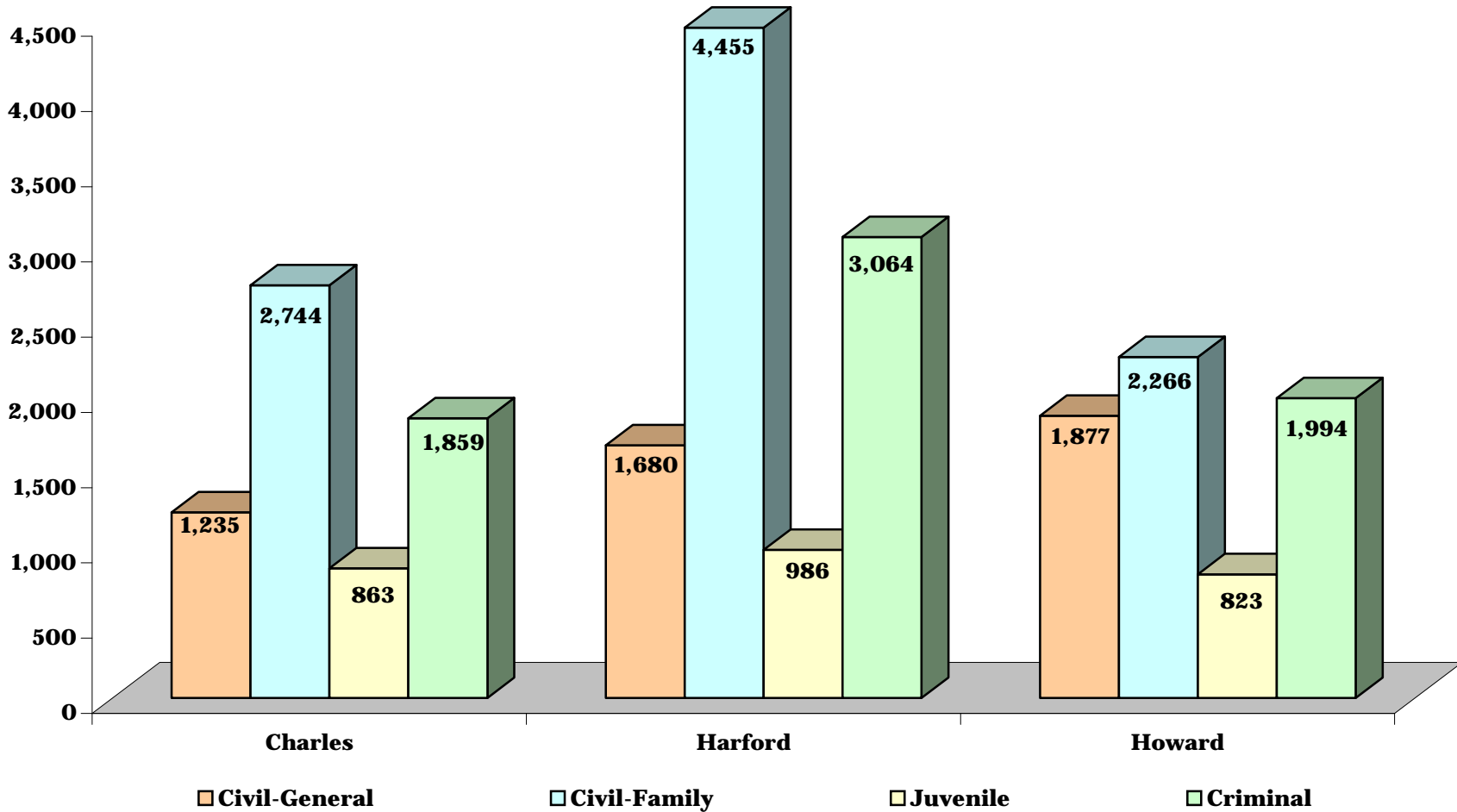
**Original and Reopened Cases  
Fiscal Year 2006**

	<b>Charles</b>	<b>Harford</b>	<b>Howard</b>
<b>Total Civil-General</b>	<b>1,235</b>	<b>1,680</b>	<b>1,877</b>
Motor Tort	141	166	166
Other Tort	53	37	95
Contract	79	128	268
Condemnation	9	1	2
Cont'd Confessed Judgment	13	36	54
Other Law	114	82	109
<i>Appeals</i>			
District Court - On Record	0	0	1
District Court - De Novo	3	0	3
Administrative Agency	72	170	180
Other General	749	1,059	997
Unreported Category	2	1	2
<b>Total Civil-Family</b>	<b>2,744</b>	<b>4,455</b>	<b>2,266</b>
Divorce/Nullity	988	1,538	1,236
Other Domestic Relations	806	1,479	588
Adoption/Guardianship	40	59	46
Paternity	646	1,076	279
Domestic Violence	264	303	117
	<b>Charles</b>	<b>Harford</b>	<b>Howard</b>
<b>Total Juvenile</b>	<b>863</b>	<b>986</b>	<b>823</b>
Delinquency	767	779	734
Adult	0	0	0
Child in Need of Supervision	0	0	0
Child in Need of Assistance	57	127	65
Guardianship	23	40	11
Adoption	16	17	5
Peace Orders	0	23	8
Unreported Category	0	0	0
<b>Total Criminal</b>	<b>1,859</b>	<b>3,064</b>	<b>1,994</b>
Indictment/Information	1,125	725	724
<i>Appeals</i>			
District Court - Motor	25	204	143
District Court - Other	16	119	61
Jury Trial Prayed - Motor	263	714	426
Jury Trial Prayed - Other	404	1,286	636
Non Support	0	0	0
Post Conviction	6	5	0
Unreported Category	20	11	4
<b>TOTAL TERMINATIONS</b>	<b>6,701</b>	<b>10,185</b>	<b>6,960</b>

**CHART CC-10.3  
CIRCUIT COURT**

**MEDIUM-LARGE JURISDICTIONS: ALL CATEGORIES OF TERMINATIONS**

**Fiscal Year 2006**





**TABLE CC-10.4  
CIRCUIT COURT**

**LARGE JURISDICTIONS: CATEGORIES OF TERMINATIONS**

**Original and Reopened Cases  
Fiscal Year 2006**

	<b>Anne Arundel</b>	<b>Baltimore City</b>	<b>Baltimore County</b>	<b>Montgomery</b>	<b>Prince George's</b>
<b>Total Civil-General</b>	<b>5,485</b>	<b>16,021</b>	<b>8,640</b>	<b>12,566</b>	<b>10,131</b>
Motor Tort	432	1,225	845	607	1,133
Other Tort	9	1,030	426	656	690
Contract	516	568	1,196	1,335	741
Condemnation	2	196	56	13	2
Cont'd Confessed Judgment	106	56	193	138	0
Other Law	265	2,078	386	5,425	472
<i>Appeals</i>					
District Court - On Record	23	10	6	101	87
District Court - De Novo	51	24	13	366	138
Administrative Agency	301	900	573	522	431
Other General	3,780	9,934	4,939	3,394	6,436
Unreported Category	0	0	7	9	1

	<b>Anne Arundel</b>	<b>Baltimore City</b>	<b>Baltimore County</b>	<b>Montgomery</b>	<b>Prince George's</b>
<b>Total Civil-Family</b>	<b>7,240</b>	<b>10,660</b>	<b>8,029</b>	<b>11,321</b>	<b>13,061</b>
Divorce/Nullity	3,687	3,145	3,936	5,997	6,304
Other Domestic Relations	2,068	1,699	2,575	1,356	2,925
Adoption/Guardianship	319	180	295	1,775	139
Paternity	842	5,411	703	1,533	3,016
Domestic Violence	324	225	520	660	677

**LARGE JURISDICTIONS: CATEGORIES OF TERMINATIONS, page 2**

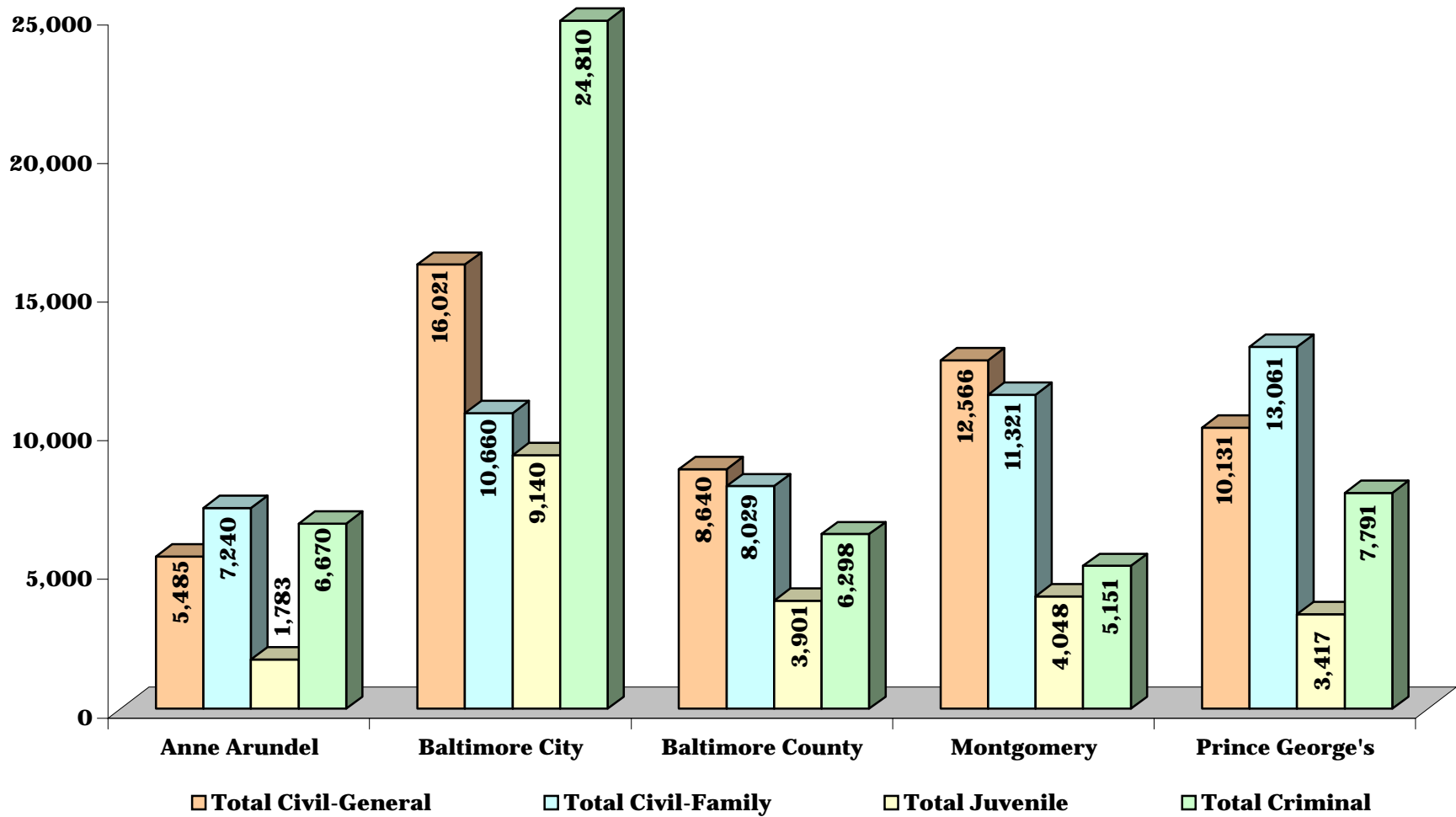
	<b>Anne Arundel</b>	<b>Baltimore City</b>	<b>Baltimore County</b>	<b>Montgomery</b>	<b>Prince George's</b>
<b>Total Juvenile</b>	<b>1,783</b>	<b>9,140</b>	<b>3,901</b>	<b>4,048</b>	<b>3,417</b>
Delinquent	1,668	6,128	3,384	3,643	3,106
Adult	0	0	1	0	0
Child in Need of Supervision	0	117	1	0	0
Child in Need of Assistance	93	2,006	365	293	254
Guardianship	7	419	48	7	24
Adoption	11	298	49	11	32
Peace Orders	4	159	52	94	0
Unreported Category	0	13	1	0	1

	<b>Anne Arundel</b>	<b>Baltimore City</b>	<b>Baltimore County</b>	<b>Montgomery</b>	<b>Prince George's</b>
<b>Total Criminal</b>	<b>6,670</b>	<b>24,810</b>	<b>6,298</b>	<b>5,151</b>	<b>7,791</b>
Indictment/Information	4,552	13,407	3,524	3,239	5,842
<i>Appeals from District Court</i>					
District Court - Motor	313	266	401	657	411
District Court - Other	455	415	522	841	509
Jury Trial Prayed - Motor	354	904	442	112	642
Jury Trial Prayed - Other	988	9,778	1,313	302	387
Non Support	1	0	86	0	0
Post Conviction	7	40	0	0	0
Unreported Category	0	0	10	0	0

	<b>Anne Arundel</b>	<b>Baltimore City</b>	<b>Baltimore County</b>	<b>Montgomery</b>	<b>Prince George's</b>
<b>TOTAL TERMINATIONS</b>	<b>21,178</b>	<b>60,631</b>	<b>26,868</b>	<b>33,086</b>	<b>34,400</b>

**CHART CC-10.4  
CIRCUIT COURT**

**LARGE JURISDICTIONS: ALL CATEGORIES OF TERMINATIONS  
Fiscal Year 2006**



**TABLE CC-11.1  
CIRCUIT COURT**

**CIVIL:\***  
**AVERAGE DAYS FROM FILING TO DISPOSITION**

**3 Year Comparative Table: Fiscal Years 2004 - 2006**

	2003-04	2004-05	2005-06
<b>First Circuit</b>			
Dorchester	151	159	152
Somerset	144	124	123
Wicomico	178	170	147
Worcester	141	136	145
<b>Second Circuit</b>			
Caroline	208	194	187
Cecil	184	193	172
Kent	154	161	169
Queen Anne's	189	157	142
Talbot	194	189	154
<b>Third Circuit</b>			
Baltimore	205	221	207
Harford	160	187	205
<b>Fourth Circuit</b>			
Allegany	173	163	151
Garrett	162	157	149
Washington	183	184	174
	2003-04	2004-05	2005-06
<b>Fifth Circuit</b>			
Anne Arundel	243	216	189
Carroll	202	184	202
Howard	246	225	235
<b>Sixth Circuit</b>			
Frederick	225	229	215
Montgomery	148	146	149
<b>Seventh Circuit</b>			
Calvert	190	191	184
Charles	205	208	198
Prince George's	229	241	256
St. Mary's	176	193	177
<b>Eighth Circuit</b>			
Baltimore City	237	254	227
	2003-04	2004-05	2005-06
<b>STATE AVERAGES</b>	<b>182</b>	<b>209</b>	<b>201</b>

\*Civil includes civil-general as well as civil-family cases.

NOTE: A small number of lengthy cases can increase an average, particularly in a jurisdiction with a small caseload. For that reason, civil cases over 721 days old have been excluded in the above calculations.

Approximately 90 to 95% of the cases represented in the above data are disposed of within this time period.

**TABLE CC-11.2  
CIRCUIT COURT**

**CRIMINAL:  
AVERAGE DAYS FROM FILING TO DISPOSITION**

**3 Year Comparative Table: Fiscal Years 2004 - 2006**

	<b>2003-04</b>	<b>2004-05</b>	<b>2005-06</b>
<b>First Circuit</b>			
Dorchester	128	105	128
Somerset	99	99	119
Wicomico	85	81	86
Worcester	95	107	94
<b>Second Circuit</b>			
Caroline	130	N/A	115
Cecil	202	179	157
Kent	142	137	144
Queen Anne's	90	99	117
Talbot	113	102	109
<b>Third Circuit</b>			
Baltimore	115	113	108
Harford	129	132	125
<b>Fourth Circuit</b>			
Allegany	90	73	60
Garrett	150	136	134
Washington	103	104	86
	<b>2003-04</b>	<b>2004-05</b>	<b>2005-06</b>
<b>Fifth Circuit</b>			
Anne Arundel	108	102	104
Carroll	118	128	127
Howard	133	122	111
<b>Sixth Circuit</b>			
Frederick	104	98	93
Montgomery	97	94	83
<b>Seventh Circuit</b>			
Calvert	122	130	127
Charles	168	166	166
Prince George's	110	103	N/A
St. Mary's	95	102	106
<b>Eighth Circuit</b>			
Baltimore City	109	103	97
	<b>2003-04</b>	<b>2004-05</b>	<b>2005-06</b>
<b>STATE AVERAGES</b>	<b>114</b>	<b>109</b>	<b>109</b>

NOTE: A small number of lengthy cases can increase an average, particularly in a jurisdiction with a small caseload. For that reason, criminal cases over 360 days old have been excluded from the above calculations. Approximately 90 to 95% of the cases represented in the above data are disposed of within this time period.

**TABLE CC-11.3  
CIRCUIT COURT**

**JUVENILE:\***  
**AVERAGE DAYS FROM FILING TO DISPOSITION**

**3 Year Comparative Table: Fiscal Years 2004 - 2006**

	<b>2003-04</b>	<b>2004-05</b>	<b>2005-06</b>
<b>First Circuit</b>			
Dorchester	49	52	52
Somerset	54	39	78
Wicomico	53	54	63
Worcester	53	53	42
<b>Second Circuit</b>			
Caroline	58	84	60
Cecil	90	110	106
Kent	67	46	48
Queen Anne's	50	49	58
Talbot	44	51	51
<b>Third Circuit</b>			
Baltimore	88	98	107
Harford	90	87	81
<b>Fourth Circuit</b>			
Allegany	57	58	49
Garrett	60	43	39
Washington	55	49	49
	<b>2003-04</b>	<b>2004-05</b>	<b>2005-06</b>
<b>Fifth Circuit</b>			
Anne Arundel	65	66	69
Carroll	77	78	89
Howard	83	78	67
<b>Sixth Circuit</b>			
Frederick	76	77	80
Montgomery	57	60	59
<b>Seventh Circuit</b>			
Calvert	72	64	66
Charles	86	84	85
Prince George's	65	84	46
St. Mary's	70	68	99
<b>Eighth Circuit</b>			
Baltimore City	85	81	52
	<b>2003-04</b>	<b>2004-05</b>	<b>2005-06</b>
<b>STATE AVERAGES</b>	<b>65</b>	<b>77</b>	<b>72</b>

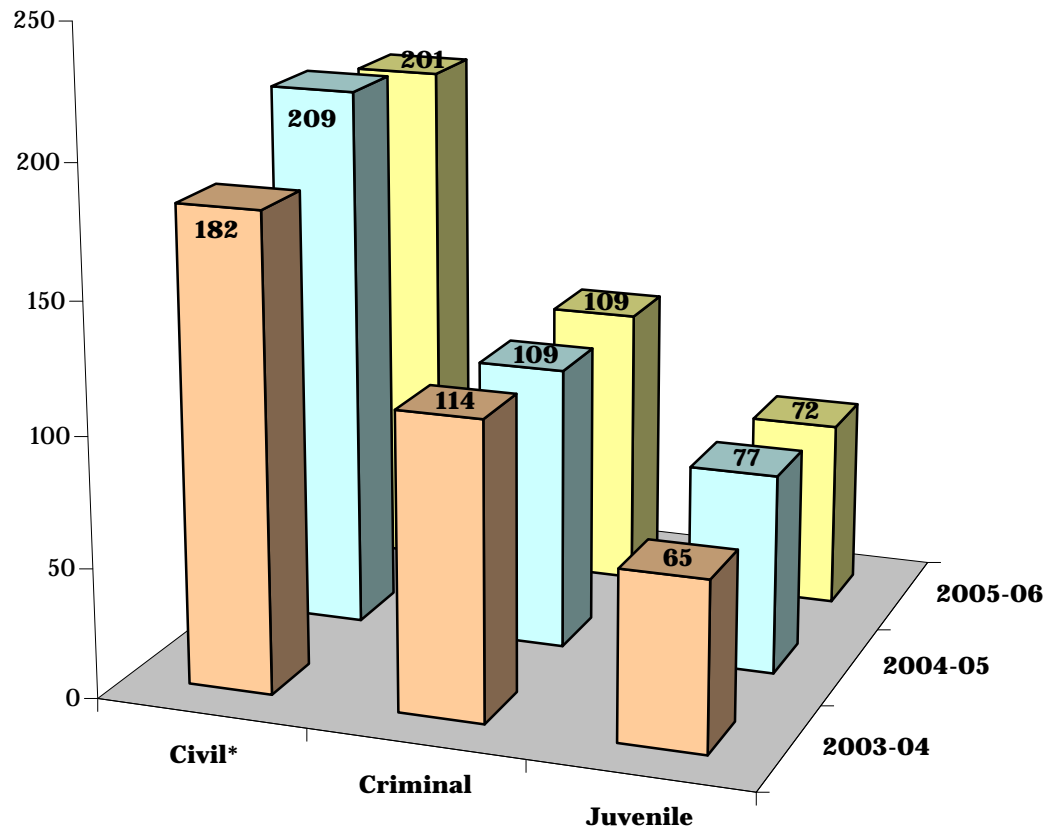
NOTE: A small number of lengthy cases can increase an average, particularly in a jurisdiction with a small caseload. For that juvenile cases over 271 days old have been excluded from the above calculations. Approximately 90 to 95% of the cases repre in the above data are disposed of within this time period.

\*Does not include Child Welfare cases.

**CHART CC-11.1  
CIRCUIT COURT**

**STATEWIDE AVERAGE DAYS FROM FILING TO DISPOSITION  
ALL CASE TYPES**

**3 Year Comparative Table: Fiscal Years 2004 - 2006**



\*Civil averages include civil-general and civil-family cases.

**TABLE CC-12  
CIRCUIT COURT**

**DELINQUENCY TERMINATIONS  
BY TYPE OF DISPOSITION**

**Fiscal Year 2006**

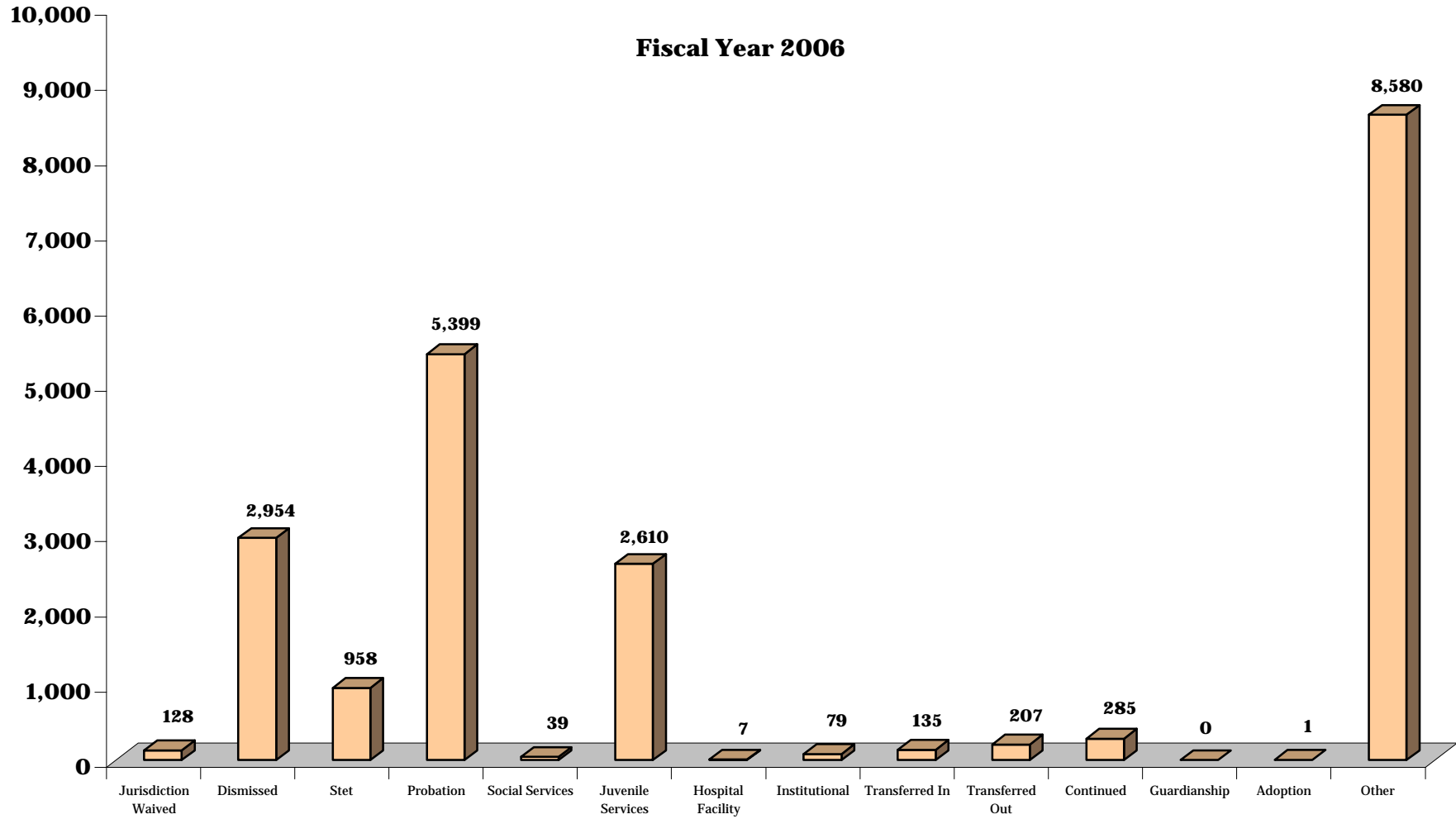
	Jurisdiction Waived	Dismissed	Stet	Probation	Social Services	Juvenile Services	Hospital Facility	Institutional	Transferred In	Transferred Out	Continued	Guardianship	Adoption	Other	TOTAL
<b>First Circuit</b>	<b>42</b>	<b>189</b>	<b>56</b>	<b>146</b>	<b>0</b>	<b>91</b>	<b>0</b>	<b>5</b>	<b>9</b>	<b>23</b>	<b>1</b>	<b>0</b>	<b>0</b>	<b>516</b>	<b>1,078</b>
Dorchester	1	53	22	53	0	17	0	0	3	3	1	0	0	61	214
Somerset	4	22	3	9	0	4	0	0	0	3	0	0	0	45	90
Wicomico	23	95	27	37	0	57	0	5	6	12	0	0	0	282	544
Worcester	14	19	4	47	0	13	0	0	0	5	0	0	0	128	230
<b>Second Circuit</b>	<b>33</b>	<b>188</b>	<b>21</b>	<b>278</b>	<b>1</b>	<b>136</b>	<b>1</b>	<b>26</b>	<b>31</b>	<b>15</b>	<b>8</b>	<b>0</b>	<b>1</b>	<b>243</b>	<b>982</b>
Caroline	6	32	5	58	0	9	1	14	5	2	0	0	0	66	198
Cecil	22	72	8	97	1	40	0	0	12	1	4	0	0	94	351
Kent	1	38	0	16	0	15	0	0	0	1	0	0	0	15	86
Queen Anne's	0	29	8	46	0	72	0	0	2	11	4	0	1	44	217
Talbot	4	17	0	61	0	0	0	12	12	0	0	0	0	24	130
<b>Third Circuit</b>	<b>17</b>	<b>873</b>	<b>468</b>	<b>1,148</b>	<b>5</b>	<b>302</b>	<b>1</b>	<b>1</b>	<b>14</b>	<b>49</b>	<b>60</b>	<b>0</b>	<b>0</b>	<b>1,225</b>	<b>4,163</b>
Baltimore	3	797	468	896	5	229	1	0	1	8	60	0	0	916	3,384
Harford	14	76	0	252	0	73	0	1	13	41	0	0	0	309	779
<b>Fourth Circuit</b>	<b>7</b>	<b>157</b>	<b>10</b>	<b>345</b>	<b>0</b>	<b>163</b>	<b>0</b>	<b>8</b>	<b>11</b>	<b>11</b>	<b>6</b>	<b>0</b>	<b>0</b>	<b>292</b>	<b>1,010</b>
Allegany	0	119	0	79	0	23	0	0	0	0	0	0	0	34	255
Garrett	0	10	0	20	0	6	0	0	0	2	0	0	0	7	45
Washington	7	28	10	246	0	134	0	8	11	9	6	0	0	251	710
	<b>Jurisdiction Waived</b>	<b>Dismissed</b>	<b>Stet</b>	<b>Probation</b>	<b>Social Services</b>	<b>Juvenile Services</b>	<b>Hospital Facility</b>	<b>Institutional</b>	<b>Transferred In</b>	<b>Transferred Out</b>	<b>Continued</b>	<b>Guardianship</b>	<b>Adoption</b>	<b>Other</b>	<b>TOTAL</b>
<b>Fifth Circuit</b>	<b>7</b>	<b>485</b>	<b>163</b>	<b>771</b>	<b>2</b>	<b>286</b>	<b>1</b>	<b>2</b>	<b>56</b>	<b>65</b>	<b>201</b>	<b>0</b>	<b>0</b>	<b>1,162</b>	<b>3,201</b>
Anne Arundel	2	384	87	472	1	197	0	2	22	40	184	0	0	277	1,668
Carroll	5	22	23	138	1	50	1	0	15	11	2	0	0	531	799
Howard	0	79	53	161	0	39	0	0	19	14	15	0	0	354	734
<b>Sixth Circuit</b>	<b>16</b>	<b>764</b>	<b>177</b>	<b>1,059</b>	<b>30</b>	<b>687</b>	<b>1</b>	<b>0</b>	<b>0</b>	<b>11</b>	<b>0</b>	<b>0</b>	<b>0</b>	<b>1,576</b>	<b>4,321</b>
Frederick	1	145	0	248	0	80	1	0	0	4	0	0	0	324	803
Montgomery	15	619	177	811	30	607	0	0	0	7	0	0	0	1,252	3,518
<b>Seventh Circuit</b>	<b>5</b>	<b>96</b>	<b>63</b>	<b>1,652</b>	<b>0</b>	<b>903</b>	<b>3</b>	<b>37</b>	<b>14</b>	<b>33</b>	<b>9</b>	<b>0</b>	<b>0</b>	<b>1,981</b>	<b>4,796</b>
Calvert	0	43	30	230	0	59	0	0	2	9	8	0	0	173	554
Charles	3	7	6	216	0	235	0	17	1	24	1	0	0	257	767
Prince George's	0	1	8	1,067	0	584	3	3	0	0	0	0	0	1,440	3,106
St. Mary's	2	45	19	139	0	25	0	17	11	0	0	0	0	111	369
<b>Eighth Circuit</b>	<b>1</b>	<b>202</b>	<b>0</b>	<b>0</b>	<b>1</b>	<b>42</b>	<b>0</b>	<b>0</b>	<b>0</b>	<b>0</b>	<b>0</b>	<b>0</b>	<b>0</b>	<b>1,585</b>	<b>1,831</b>
Baltimore City	1	202	0	0	1	42	0	0	0	0	0	0	0	1,585	1,831
<b>STATE TOTALS</b>	<b>128</b>	<b>2,954</b>	<b>958</b>	<b>5,399</b>	<b>39</b>	<b>2,610</b>	<b>7</b>	<b>79</b>	<b>135</b>	<b>207</b>	<b>285</b>	<b>0</b>	<b>1</b>	<b>8,580</b>	<b>21,382</b>



**CHART CC-12.1  
CIRCUIT COURT**

**STATE TOTALS  
DELINQUENCY TERMINATIONS  
BY TYPE OF DISPOSITION**

**Fiscal Year 2006**



**TABLE CC-13  
CIRCUIT COURT**

**COURT TRIALS, JURY TRIALS AND HEARINGS:  
BY COUNTY, CIRCUIT AND FUNCTIONAL AREA**

**Fiscal Year 2006**

	1st Circuit				2nd Circuit					3rd Circuit		4th Circuit		
	Dorchester	Somerset	Wicomico	Worcester	Caroline	Cecil	Kent	Queen Anne's	Talbot	Baltimore	Harford	Allegany	Garrett	Washington
<b>TRIALS</b>														
<i>Civil</i>														
Court	10	7	6	37	54	38	31	49	25	2,614		29	27	15
Jury	3	8	20	11	5	30	3	2	14	224		48	*	40
<i>Criminal</i>														
Court	41	8	74	218	*	26	17	13	18	*	19	11	11	48
Jury	11	15	90	31	*	29	17	17	36	*	48	26	18	59
<b>County Totals</b>	<b>65</b>	<b>38</b>	<b>190</b>	<b>297</b>	<b>59</b>	<b>123</b>	<b>68</b>	<b>81</b>	<b>93</b>	<b>2,838</b>	<b>67</b>	<b>114</b>	<b>56</b>	<b>162</b>
Court	51	15	80	255	54	64	48	62	43	2,614	19	40	38	63
Jury	14	23	110	42	5	59	20	19	50	224	48	74	18	99
<b>Circuit Totals</b>			<b>590</b>				<b>424</b>			<b>2,905</b>			<b>332</b>	
Court			401				271			2,633			141	
Jury			189				153			272			191	
	1st Circuit				2nd Circuit					3rd Circuit		4th Circuit		
	Dorchester	Somerset	Wicomico	Worcester	Caroline	Cecil	Kent	Queen Anne's	Talbot	Baltimore	Harford	Allegany	Garrett	Washington
<b>HEARINGS</b>														
<i>Civil</i>	1,510	1,498	2,340	2,434	1,688	2,883	1,017	1,414	1,081	9,657	3,496	1,400	368	2,138
<i>Criminal</i>	1,219	812	4,524	2,182	988	5,202	1,179	1,212	715	8,784	5,949	1,368	313	3,660
<i>Juvenile</i>	782	469	2,597	929	842	1,428	269	564	1,159	11,780	3,221	1,671	289	2,768
<b>County Totals</b>	<b>3,511</b>	<b>2,779</b>	<b>9,461</b>	<b>5,545</b>	<b>3,518</b>	<b>9,513</b>	<b>2,465</b>	<b>3,190</b>	<b>2,955</b>	<b>30,221</b>	<b>12,666</b>	<b>4,439</b>	<b>970</b>	<b>8,566</b>
<b>Circuit Totals</b>			<b>21,296</b>				<b>21,641</b>			<b>42,887</b>			<b>13,975</b>	

\*Data not available due to reporting problems.

NOTE: Some differences may exist in the number of court trials for courts of similar size due to the recording of these events under incorrect headings.

**COURT TRIALS, JURY TRIALS AND HEARINGS, page 2**

	5th Circuit			6th Circuit		7th Circuit				8th Circuit	State
	Anne Arundel	Carroll	Howard	Frederick	Montgomery	Calvert	Charles	Prince George's	St. Mary's	Baltimore City	TOTALS
<b>TRIALS</b>											
<i>Civil</i>											
Court	66	47	238	20	805	7	67	191	10	1,107	5,500
Jury	125	23	42	42	140	17	80	248	13	164	1,302
<i>Criminal</i>											
Court	*	348	76	11	143	21	22	48	24	333	1,530
Jury	*	38	74	14	106	3	19	207	27	544	1,429
<b>County Totals</b>	<b>191</b>	<b>456</b>	<b>430</b>	<b>87</b>	<b>1,194</b>	<b>48</b>	<b>188</b>	<b>694</b>	<b>74</b>	<b>1,938</b>	<b>9,551</b>
Court	66	395	314	31	948	28	89	239	34	1,047	6,637
Jury	125	61	116	56	246	20	99	455	40	891	2,914
<b>Circuit Totals</b>		<b>1,077</b>			<b>1,281</b>		<b>1,004</b>			<b>1,938</b>	<b>9,551</b>
Court		775			979		390			1,047	6,637
Jury		302			302		614			891	2,914

	5th Circuit			6th Circuit		7th Circuit				8th Circuit	State
	Anne Arundel	Carroll	Howard	Frederick	Montgomery	Calvert	Charles	Prince George's	St. Mary's	Baltimore City	TOTALS
<b>HEARINGS</b>											
<i>Civil</i>											
	11,003	3,463	1,809	3,092	20,893	3,777	5,067	15,512	1,778	5,682	105,000
<i>Criminal</i>											
	14,784	5,455	4,838	4,313	11,557	1,802	4,291	34,457	1,397	16,012	137,013
<i>Juvenile</i>											
	6,835	2,353	2,888	2,949	12,052	1,724	3,087	9,244	1,945	83,176	155,021
<b>County Totals</b>	<b>32,622</b>	<b>11,271</b>	<b>9,535</b>	<b>10,354</b>	<b>44,502</b>	<b>7,303</b>	<b>12,445</b>	<b>59,213</b>	<b>5,120</b>	<b>104,870</b>	<b>397,034</b>
<b>Circuit Totals</b>		<b>53,428</b>			<b>54,856</b>		<b>84,081</b>			<b>104,870</b>	<b>397,034</b>

\*Data not available due to reporting problems.

NOTE: Some differences may exist in the number of court trials for courts of similar size due to the recording of these events under incorrect headings.

**TABLE CC-14  
CIRCUIT COURT**

**TERMINATIONS AS A PERCENTAGE OF FILINGS**

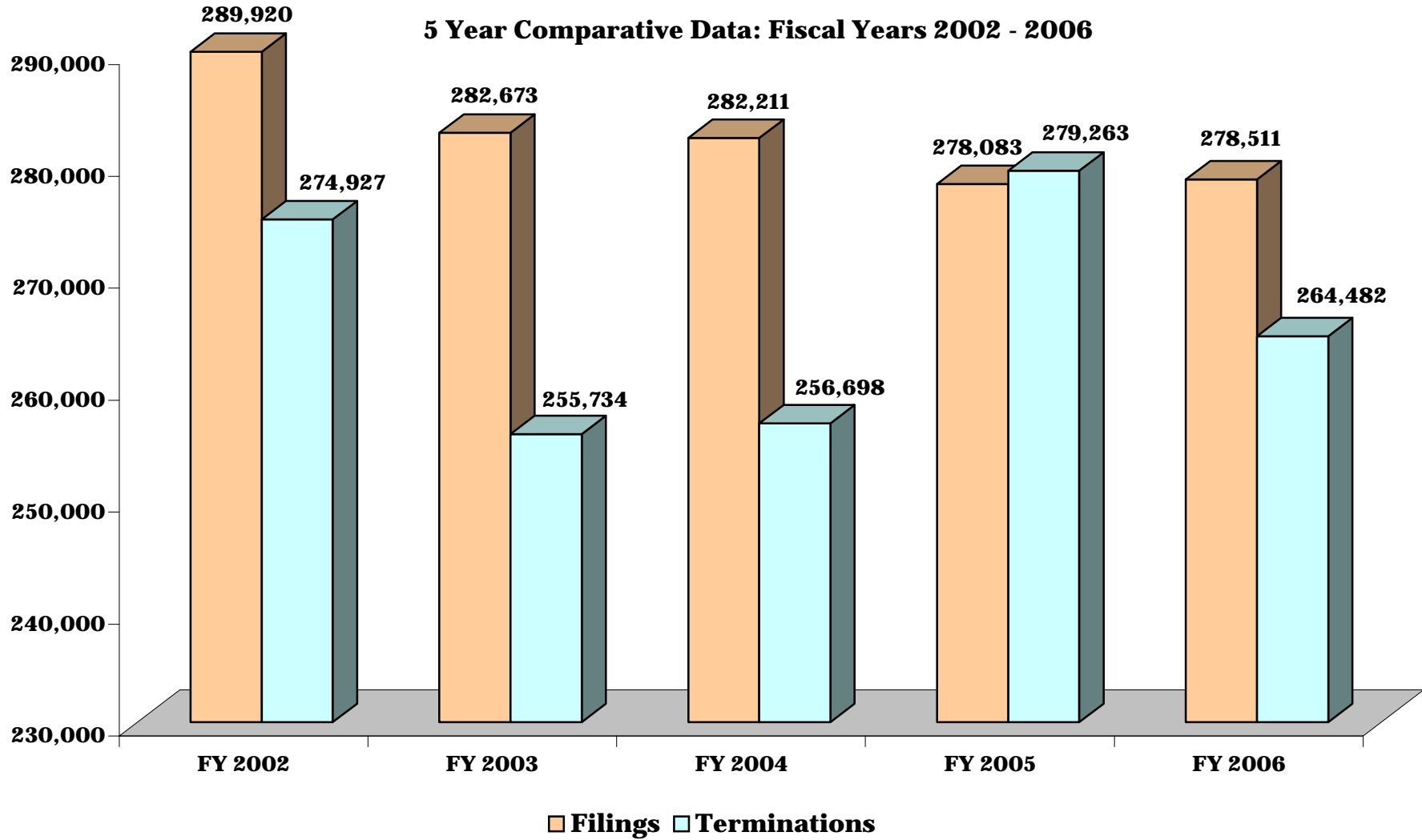
**5 Year Comparative Data: Fiscal Years 2002 - 2006**

	<b>Terminations As</b>		
	<b>Filings</b>	<b>Terminations</b>	<b>Percent of Total Filings</b>
<b>FY 2002</b>	289,920	274,927	94.8%
<b>FY 2003</b>	282,673	255,734	90.5%
<b>FY 2004</b>	282,211	256,698	91.0%
<b>FY 2005</b>	278,083	279,263	100.4%
<b>FY 2006</b>	278,511	264,482	95.0%

**CHART CC-14.1  
CIRCUIT COURT**

**TERMINATIONS AND FILINGS**

**5 Year Comparative Data: Fiscal Years 2002 - 2006**



**TABLE CC-15  
CIRCUIT COURT**

**JURY TRIAL PRAYERS  
IN THE CIRCUIT COURTS**

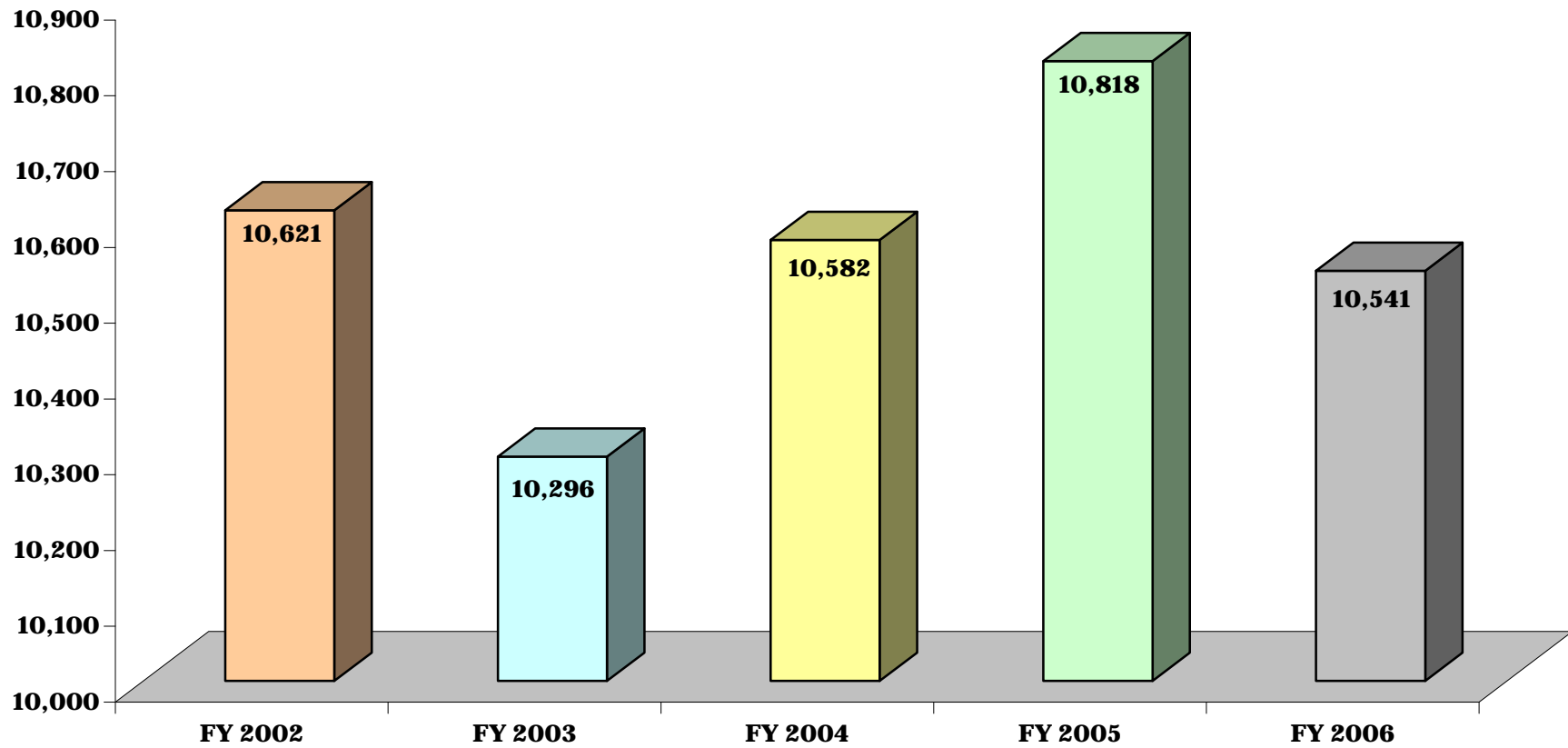
**5 Year Comparative Data: Fiscal Years 2002 - 2006**

	<b>FY 2002</b>	<b>FY 2003</b>	<b>FY 2004</b>	<b>FY 2005</b>	<b>FY 2006</b>
Baltimore City	10,621	10,296	10,582	10,818	10,541
Anne Arundel County	890	1,153	1,268	1,359	1,358
Baltimore County	1,466	1,482	1,574	1,517	2,224
Montgomery County	2,743	1,145	639	492	393
Prince George's County	5,032	4,643	4,014	4,722	4,379
All Other Counties	13,144	13,639	14,125	14,331	15,100
<b>STATE TOTALS</b>	<b>33,896</b>	<b>32,358</b>	<b>32,202</b>	<b>33,239</b>	<b>33,995</b>

**CHART CC-15.1**

**JURY TRIAL PRAYERS  
BALTIMORE CITY**

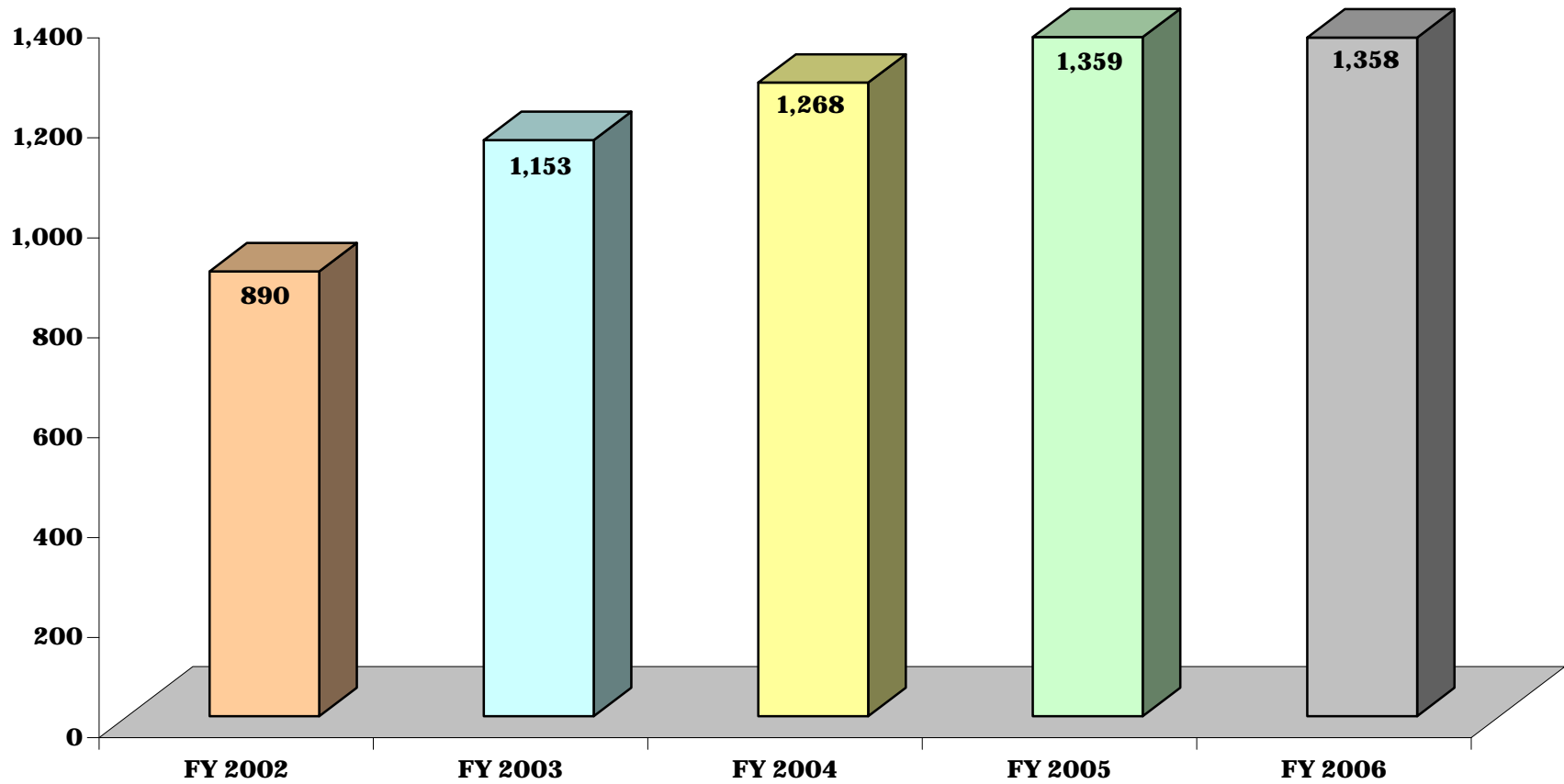
**5 Year Comparative Data: Fiscal Years 2002 - 2006**



**CHART CC-15.2**

**JURY TRIAL PRAYERS  
ANNE ARUNDEL COUNTY**

**5 Year Comparative Data: Fiscal Years 2002 - 2006**

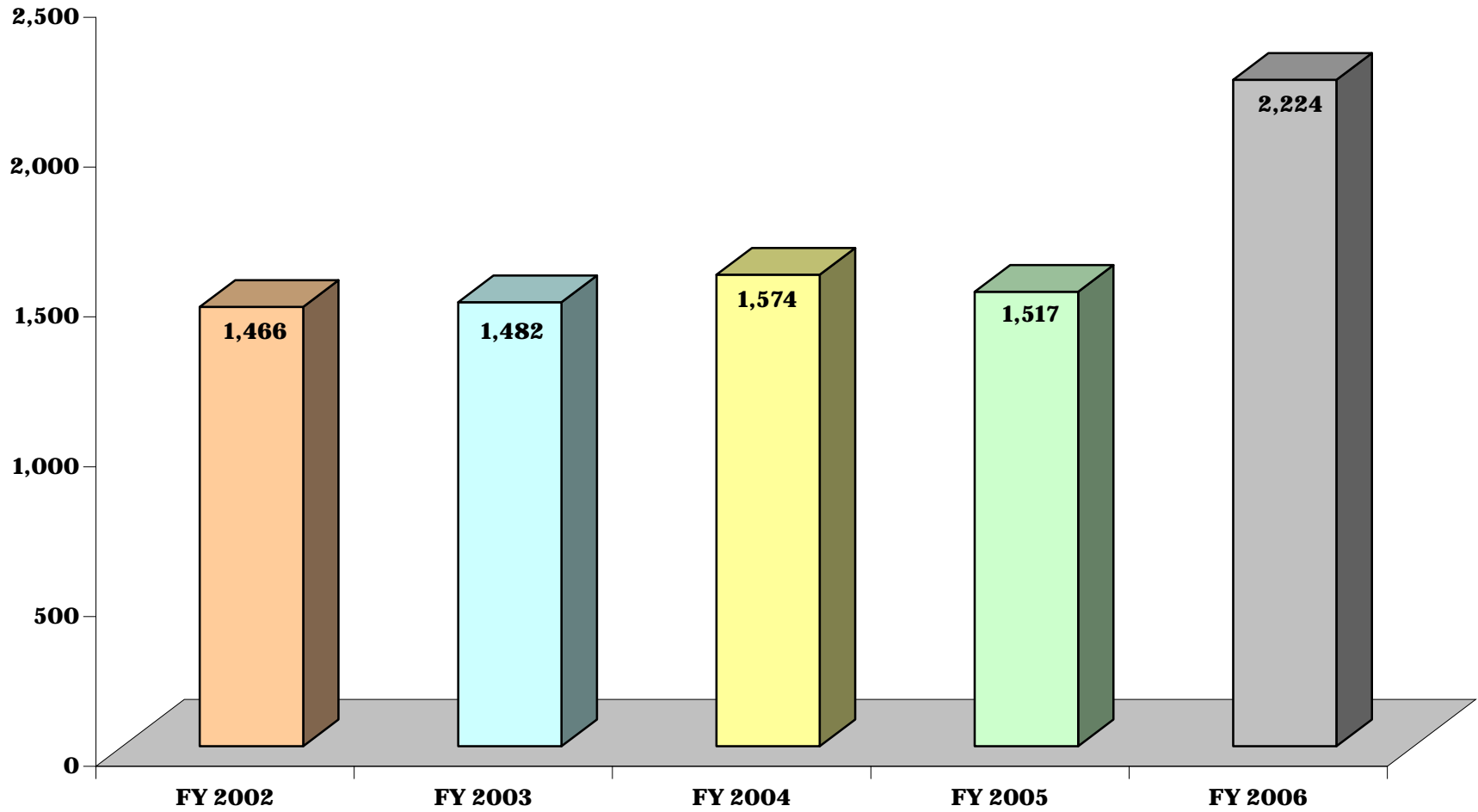




**CHART CC-15.3**

**JURY TRIAL PRAYERS  
BALTIMORE COUNTY**

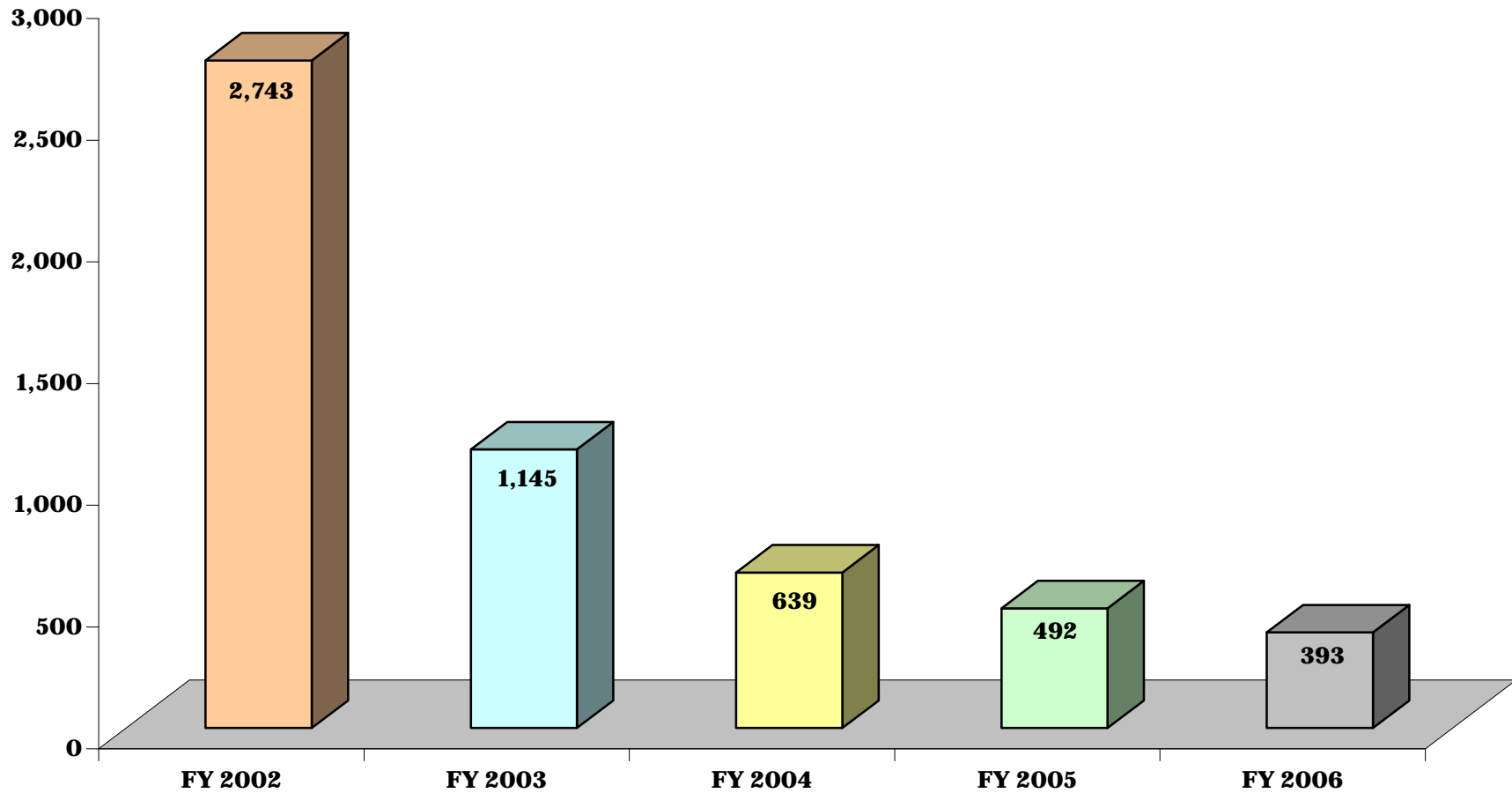
**5 Year Comparative Data: Fiscal Years 2002 - 2006**



**CHART CC-15.4**

**JURY TRIAL PRAYERS  
MONTGOMERY COUNTY**

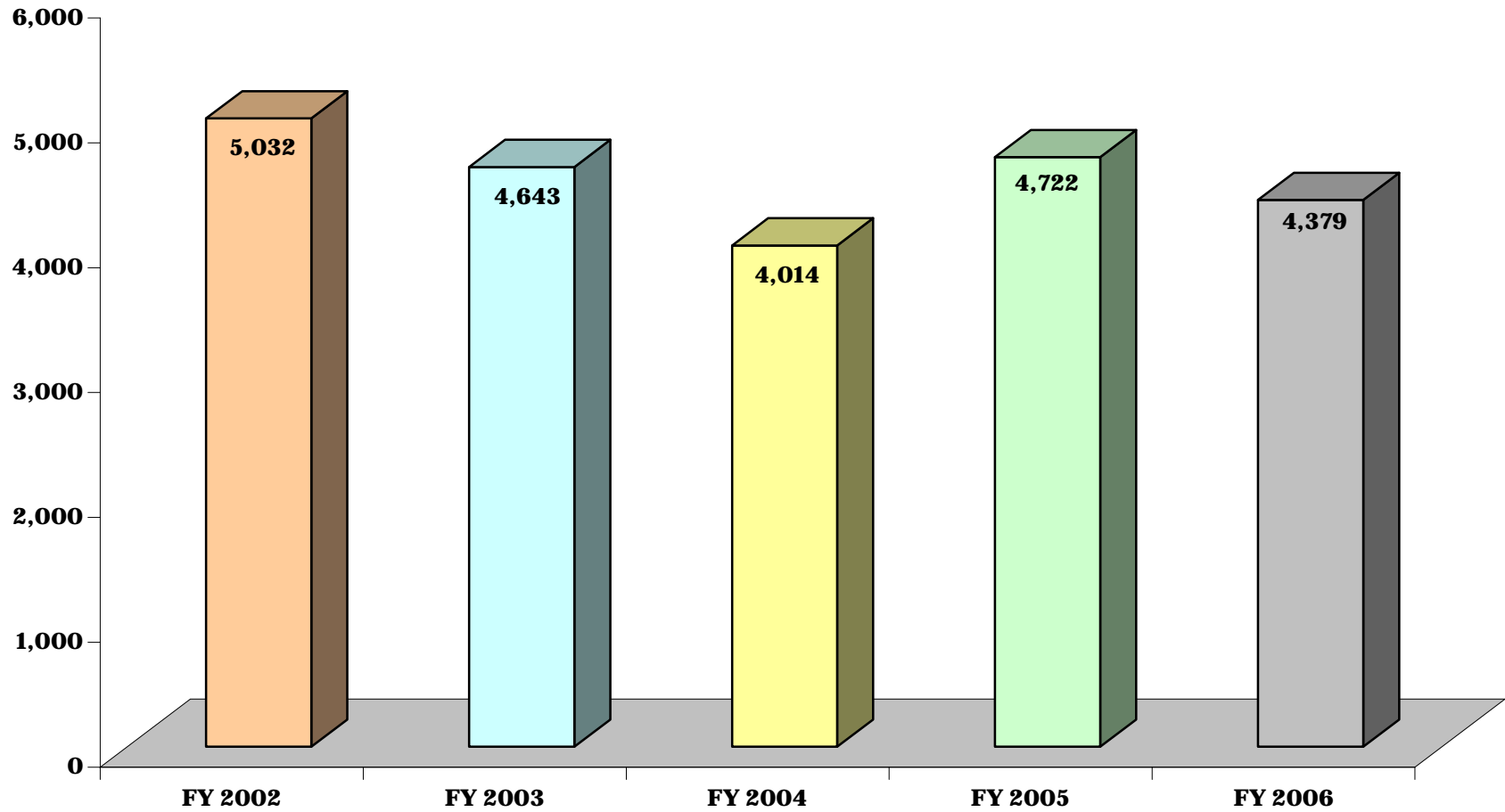
**5 Year Comparative Data: Fiscal Years 2002 - 2006**



**CHART CC-15.5**

**JURY TRIAL PRAYERS  
PRINCE GEORGE'S COUNTY**

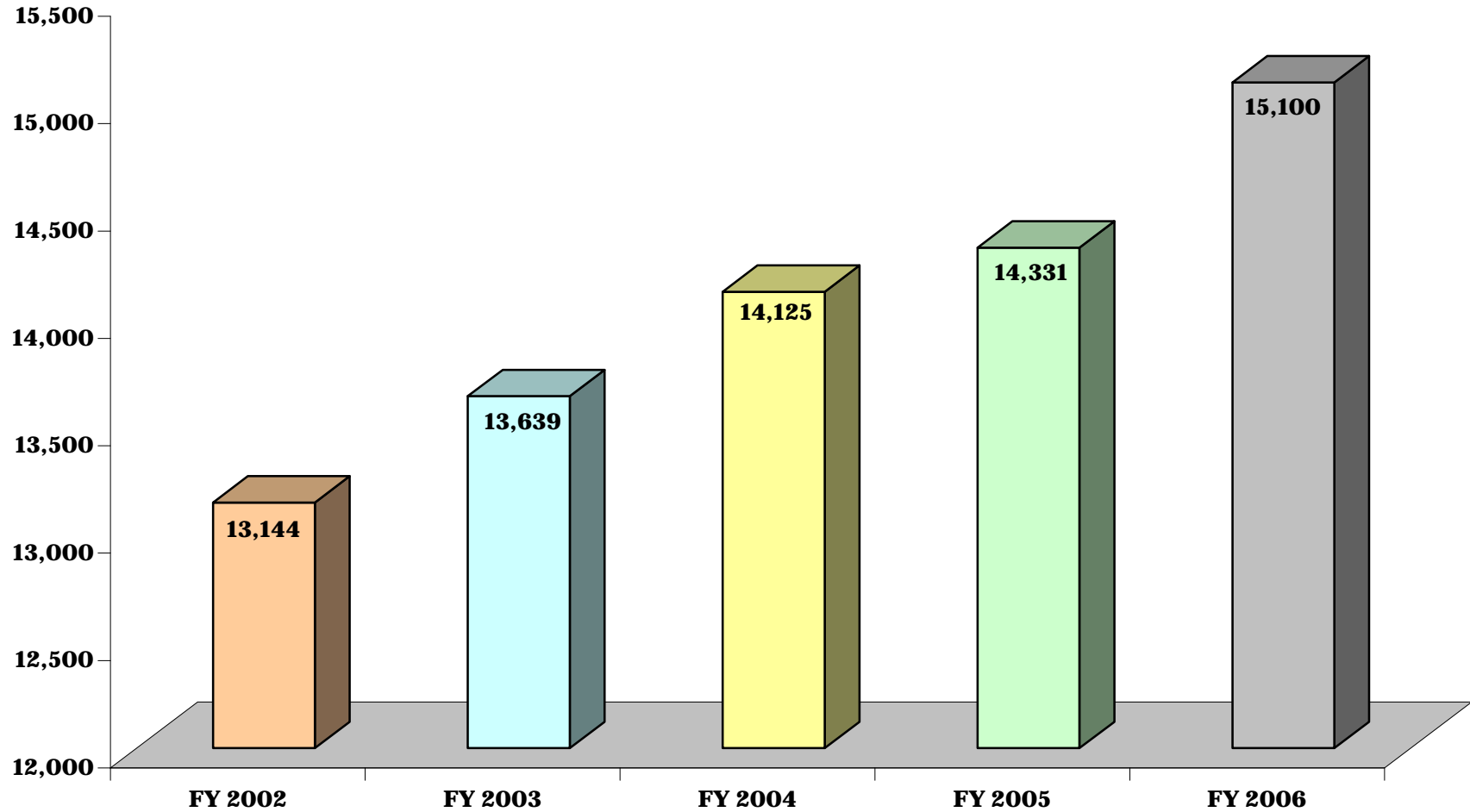
**5 Year Comparative Data: Fiscal Years 2002 - 2006**



**CHART CC-15.6**

**JURY TRIAL PRAYERS  
ALL OTHER COUNTIES**

**5 Year Comparative Data: Fiscal Years 2002 - 2006**



**CHART CC-15.7**

**JURY TRIAL PRAYERS  
STATE TOTALS**

**5 Year Comparative Data: Fiscal Years 2002 - 2006**

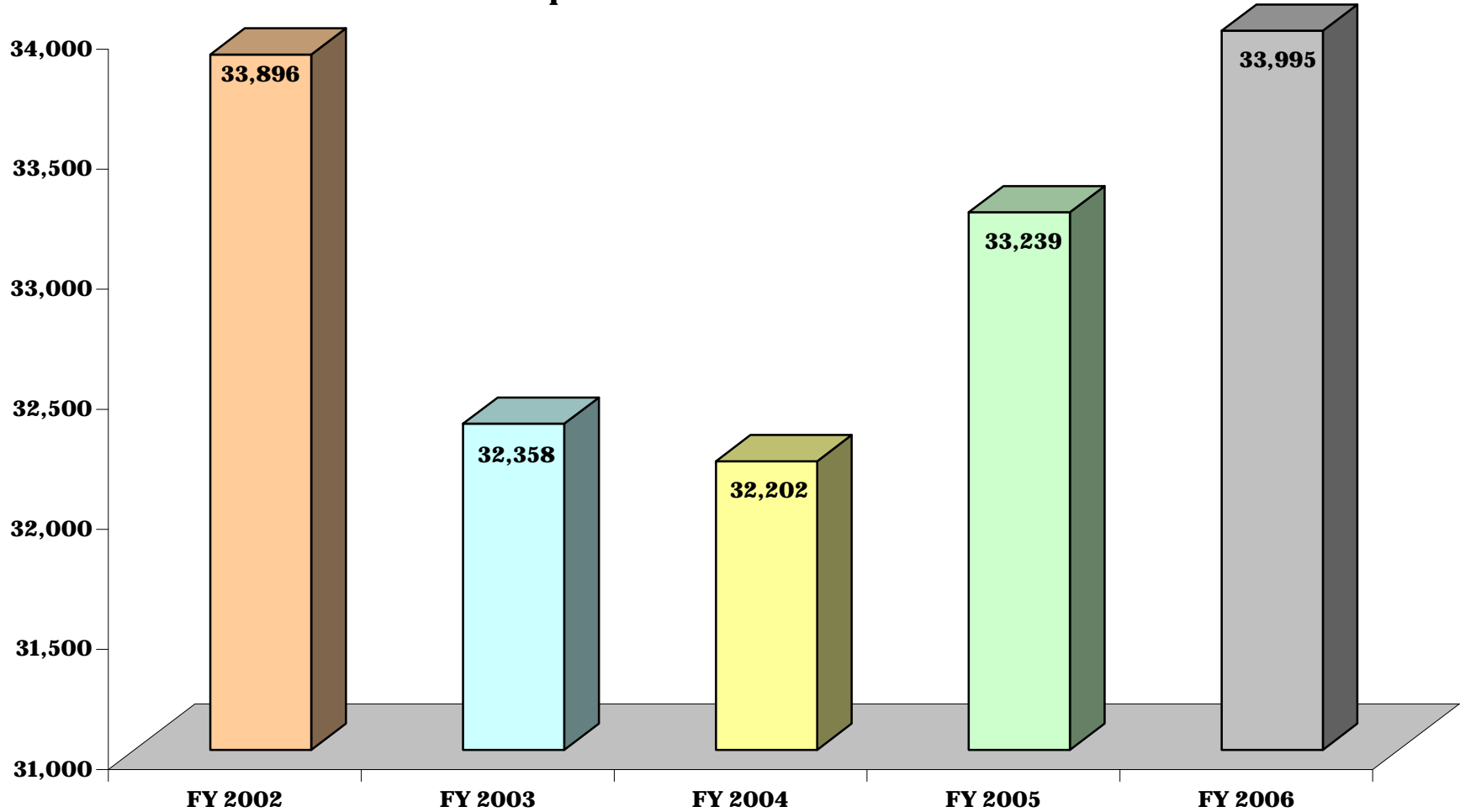
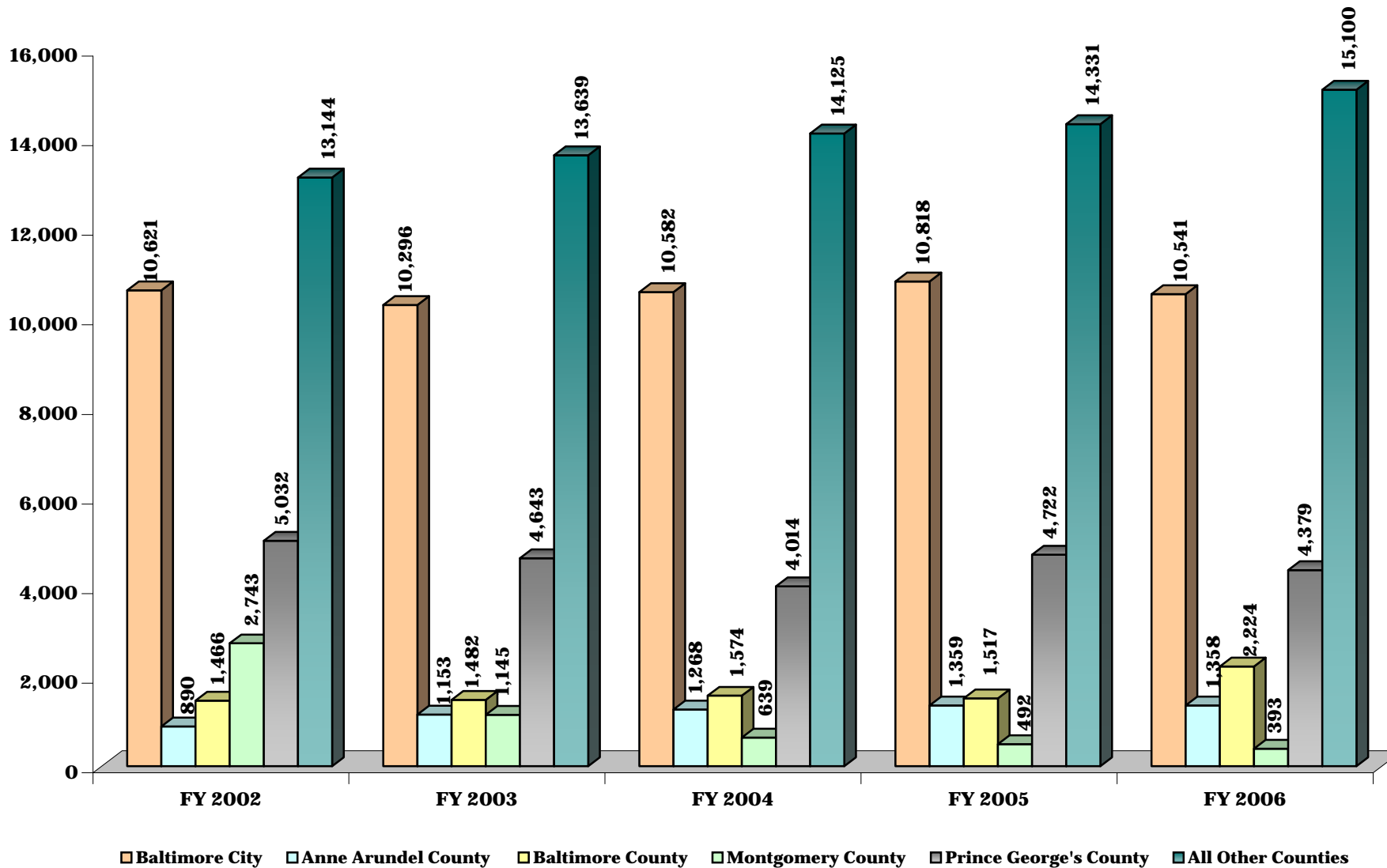


CHART CC-15.8

JURY TRIAL PRAYERS  
ALL COUNTIES

5 Year Comparative Data: Fiscal Years 2002 - 2006



**TABLE CC-16  
CIRCUIT COURT**

**CIVIL CASES TRIED\***

**3 Year Comparative Data: Fiscal Years 2004 - 2006**

	2003 - 04	2004 - 05	2005 - 06
<b>First Circuit</b>	<b>119</b>	<b>115</b>	<b>102</b>
Dorchester	14	11	13
Somerset	8	11	15
Wicomico	35	36	26
Worcester	62	57	48

	2003 - 04	2004 - 05	2005 - 06
<b>Second Circuit</b>	<b>345</b>	<b>300</b>	<b>251</b>
Caroline	44	60	59
Cecil	128	95	68
Kent	33	30	34
Queen Anne's	75	66	51
Talbot	65	49	39

	2003 - 04	2004 - 05	2005 - 06
<b>Third Circuit</b>	<b>3,034</b>	<b>3,048</b>	<b>3,166</b>
Baltimore	2,779	2,757	2,838
Harford	255	291	328

	2003 - 04	2004 - 05	2005 - 06
<b>Fourth Circuit</b>	<b>207</b>	<b>156</b>	<b>132</b>
Allegany	86	63	77
Garrett	63	37	*
Washington	58	56	55

	2003 - 04	2004 - 05	2005 - 06
<b>Fifth Circuit</b>	<b>565</b>	<b>563</b>	<b>541</b>
Anne Arundel	289	199	191
Carroll	66	81	70
Howard	210	283	280

	2003 - 04	2004 - 05	2005 - 06
<b>Sixth Circuit</b>	<b>1,038</b>	<b>1,081</b>	<b>1,007</b>
Frederick	38	71	62
Montgomery	1,000	1,010	945

	2003 - 04	2004 - 05	2005 - 06
<b>Seventh Circuit</b>	<b>990</b>	<b>713</b>	<b>633</b>
Calvert	25	32	24
Charles	610	268	147
Prince George's	315	380	439
St. Mary's	40	33	23

	2003 - 04	2004 - 05	2005 - 06
<b>Eighth Circuit</b>	<b>1,093</b>	<b>1,187</b>	<b>1,271</b>
Baltimore City	1,093	1,187	1,271

	2003 - 04	2004 - 05	2005 - 06
<b>STATE TOTALS</b>	<b>7,391</b>	<b>7,163</b>	<b>7,103</b>

NOTE: See Note on Table CC-13.

\*Includes Civil-General and Civil-Family

**TABLE CC-17  
CIRCUIT COURT**

**CIVIL CASES:\* RATIO OF TRIALS TO DISPOSITIONS**

**Fiscal Year 2006**

	<b>Dispositions</b>	<b>Trials</b>	<b>Percentages</b>	<b>Court Trials</b>	<b>Percentages</b>	<b>Jury Trials</b>	<b>Percentages</b>
<b>First Circuit</b>	<b>8,339</b>	<b>102</b>	<b>2.9</b>	<b>60</b>	<b>2.4</b>	<b>42</b>	<b>0.5</b>
Dorchester	1,322	13	1.0	10	0.7	3	0.2
Somerset	1,533	15	1.0	7	0.5	8	0.5
Wicomico	2,831	26	0.9	6	0.2	20	0.7
Worcester	2,653	48	1.8	37	1.4	11	0.4

	<b>Dispositions</b>	<b>Trials</b>	<b>Percentages</b>	<b>Court Trials</b>	<b>Percentages</b>	<b>Jury Trials</b>	<b>Percentages</b>
<b>Second Circuit</b>	<b>7,534</b>	<b>251</b>	<b>3.7</b>	<b>197</b>	<b>3.1</b>	<b>54</b>	<b>0.6</b>
Caroline	1,242	59	4.7	54	4.3	5	0.4
Cecil	3,446	68	2.0	38	1.1	30	0.9
Kent	776	34	4.4	31	4.0	3	0.4
Queen Anne's	1,067	51	4.8	49	4.6	2	0.2
Talbot	1,003	39	3.9	25	2.5	14	1.4

<b>Third Circuit</b>	<b>22,804</b>	<b>3,166</b>	<b>12.3</b>	<b>2,864</b>	<b>10.9</b>	<b>302</b>	<b>1.4</b>
Baltimore	16,669	2,838	17.0	2,614	15.7	224	1.3
Harford	6,135	328	5.3	250	4.1	78	1.2

<b>Fourth Circuit</b>	<b>8,860</b>	<b>132</b>	<b>1.7</b>	<b>44</b>	<b>0.8</b>	<b>88</b>	<b>0.9</b>
Allegany	2,743	77	2.8	29	1.1	48	1.7
Garrett	796	*		*		*	
Washington	5,321	55	1.0	15	0.3	40	0.7

<b>Fifth Circuit</b>	<b>20,165</b>	<b>541</b>	<b>2.5</b>	<b>351</b>	<b>1.8</b>	<b>190</b>	<b>0.7</b>
Anne Arundel	12,725	191	1.5	66	0.5	125	1.0
Carroll	3,297	70	2.1	47	1.4	23	0.7
Howard	4,143	280	6.7	238	5.7	42	1.0

<b>Sixth Circuit</b>	<b>28,438</b>	<b>1,007</b>	<b>3.7</b>	<b>825</b>	<b>3.0</b>	<b>182</b>	<b>0.7</b>
Frederick	4,551	62	1.3	20	0.4	42	0.9
Montgomery	23,887	945	4.0	805	3.4	140	0.6

<b>Seventh Circuit</b>	<b>33,258</b>	<b>633</b>	<b>1.7</b>	<b>275</b>	<b>0.8</b>	<b>358</b>	<b>0.9</b>
Calvert	3,543	24	0.7	7	0.2	17	0.5
Charles	3,979	147	3.7	67	1.7	80	2.0
Prince George's	23,192	439	1.9	191	0.8	248	1.1
St. Mary's	2,544	23	0.9	10	0.4	13	0.5

<b>Eighth Circuit</b>	<b>26,681</b>	<b>1,271</b>	<b>3.7</b>	<b>1,107</b>	<b>3.2</b>	<b>164</b>	<b>0.5</b>
Baltimore City	26,681	1,271	4.7	1,107	4.1	164	0.6

<b>STATE TOTALS</b>	<b>156,079</b>	<b>7,103</b>	<b>4.6%</b>	<b>5,723</b>	<b>3.7%</b>	<b>1,380</b>	<b>0.9%</b>
---------------------	----------------	--------------	-------------	--------------	-------------	--------------	-------------

NOTE: See Note on Table CC-13.

\*Includes Civil-General and Civil-Family.



**TABLE CC-18  
CIRCUIT COURT**

**CRIMINAL CASES TRIED**

**3 Year Comparative Table: Fiscal Years 2004 - 2006**

	2003 - 04	2004 - 05	2005 - 06
<b>First Circuit</b>	<b>900</b>	<b>645</b>	<b>488</b>
Dorchester	29	23	52
Somerset	24	13	23
Wicomico	100	121	164
Worcester	747	488	249

	2003 - 04	2004 - 05	2005 - 06
<b>Second Circuit</b>	<b>173</b>	<b>131</b>	<b>173</b>
Caroline	27	15	*
Cecil	60	44	55
Kent	10	12	34
Queen Anne's	15	27	30
Talbot	61	33	54

	2003 - 04	2004 - 05	2005 - 06
<b>Third Circuit</b>	<b>140</b>	<b>67</b>	<b>84</b>
Baltimore	83	*	*
Harford	57	67	84

	2003 - 04	2004 - 05	2005 - 06
<b>Fourth Circuit</b>	<b>159</b>	<b>162</b>	<b>173</b>
Allegany	27	20	37
Garrett	10	13	29
Washington	122	129	107

	2003 - 04	2004 - 05	2005 - 06
<b>Fifth Circuit</b>	<b>808</b>	<b>576</b>	<b>536</b>
Anne Arundel	387	138	*
Carroll	272	274	386
Howard	149	164	150

	2003 - 04	2004 - 05	2005 - 06
<b>Sixth Circuit</b>	<b>190</b>	<b>304</b>	<b>274</b>
Frederick	22	26	25
Montgomery	168	278	249

	2003 - 04	2004 - 05	2005 - 06
<b>Seventh Circuit</b>	<b>203</b>	<b>310</b>	<b>371</b>
Calvert	15	7	24
Charles	29	35	41
Prince George's	115	222	255
St. Mary's	44	46	51

	2003 - 04	2004 - 05	2005 - 06
<b>Eighth Circuit</b>	<b>789</b>	<b>751</b>	<b>877</b>
Baltimore City	789	751	877

	2003 - 04	2004 - 05	2005 - 06
<b>STATE TOTALS</b>	<b>3,362</b>	<b>2,946</b>	<b>2,976</b>

NOTE: See Note on Table CC-13.

\*Data not available.

**TABLE CC-19  
CIRCUIT COURT**

**CRIMINAL CASES: TRIALS AS A PERCENTAGE OF DISPOSITIONS  
Fiscal Year 2006**

	Dispositions	Trials	Percentages	Court Trials	Percentages	Jury Trials	Percentages
<b>First Circuit</b>	<b>4,889</b>	<b>488</b>	<b>10.0%</b>	<b>341</b>	<b>7.0%</b>	<b>147</b>	<b>3.0%</b>
Dorchester	578	52	9.0%	41	7.1%	11	1.9%
Somerset	416	23	5.5%	8	1.9%	15	3.6%
Wicomico	2,403	164	6.8%	74	3.1%	90	3.7%
Worcester	1,492	249	16.7%	218	14.6%	31	2.1%

	Dispositions	Trials	Percentages	Court Trials	Percentages	Jury Trials	Percentages
<b>Second Circuit</b>	<b>3,660</b>	<b>173</b>	<b>4.7%</b>	<b>74</b>	<b>2.0%</b>	<b>99</b>	<b>2.7%</b>
Caroline	502	*		*		*	
Cecil	1,954	55	2.8%	26	1.3%	29	1.5%
Kent	421	34	8.1%	17	4.0%	17	4.0%
Queen Anne's	432	30	6.9%	13	3.0%	17	3.9%
Talbot	351	54	15.4%	18	5.1%	36	10.3%

<b>Third Circuit</b>	<b>9,362</b>	<b>84</b>	<b>0.9%</b>	<b>41</b>	<b>0.4%</b>	<b>43</b>	<b>0.5%</b>
Baltimore	6,298	*		*		*	
Harford	3,064	84	2.7%	41	1.3%	43	1.4%

<b>Fourth Circuit</b>	<b>3,473</b>	<b>173</b>	<b>5.0%</b>	<b>70</b>	<b>2.0%</b>	<b>103</b>	<b>3.0%</b>
Allegany	681	37	5.4%	11	1.6%	26	3.8%
Garrett	212	29	13.7%	11	5.2%	18	8.5%
Washington	2,580	107	4.1%	48	1.9%	59	2.3%

<b>Fifth Circuit</b>	<b>11,153</b>	<b>536</b>	<b>4.8%</b>	<b>424</b>	<b>3.8%</b>	<b>112</b>	<b>1.0%</b>
Anne Arundel	6,670	*		*		*	
Carroll	2,489	386	15.5%	348	14.0%	38	1.5%
Howard	1,994	150	7.5%	76	3.8%	74	3.7%

<b>Sixth Circuit</b>	<b>8,310</b>	<b>274</b>	<b>3.3%</b>	<b>154</b>	<b>1.9%</b>	<b>120</b>	<b>1.4%</b>
Frederick	3,159	25	0.8%	11	0.3%	14	0.4%
Montgomery	5,151	249	4.8%	143	2.8%	106	2.1%

<b>Seventh Circuit</b>	<b>11,094</b>	<b>371</b>	<b>3.3%</b>	<b>115</b>	<b>1.0%</b>	<b>256</b>	<b>2.3%</b>
Calvert	608	24	3.9%	21	3.5%	3	0.5%
Charles	1,859	41	2.2%	22	1.2%	19	1.0%
Prince George's	7,791	255	3.3%	48	0.6%	207	2.7%
St. Mary's	836	51	6.1%	24	2.9%	27	3.2%

<b>Eighth Circuit</b>	<b>24,810</b>	<b>877</b>	<b>3.5%</b>	<b>333</b>	<b>1.3%</b>	<b>544</b>	<b>2.2%</b>
Baltimore City	24,810	877	3.5%	333	1.3%	544	2.2%

<b>STATE TOTALS</b>	<b>76,751</b>	<b>2,976</b>	<b>3.9%</b>	<b>1,552</b>	<b>2.0%</b>	<b>1,424</b>	<b>1.9%</b>
---------------------	---------------	--------------	-------------	--------------	-------------	--------------	-------------

NOTE: See Note on Table CC-13.

\*Data not available.

**TABLE CC-20.1  
CIRCUIT COURT**

**1st CIRCUIT BUSINESS-RELATED WORKLOAD  
3 Year Comparative Data Table**

**Fiscal Years 2004 - 2006**

<b>2004</b>	<b>Dorchester</b>	<b>Somerset</b>	<b>Wicomico</b>	<b>Worcester</b>
Business Licenses	836	1,163	<sup>1</sup>	3,234
Marriage Licenses	246	166	<sup>1</sup>	803
Marriage Ceremonies	80	41	<sup>1</sup>	215
Land Instruments Recorded	8,563	5,645	<sup>1</sup>	35,418
Judgments/Liens Recorded	1,029	241	<sup>1</sup>	336
Oaths Administered	29	11	<sup>1</sup>	327
Notary Commissions	131	69	<sup>1</sup>	266
Passports	<sup>2</sup>	<sup>2</sup>	<sup>2</sup>	<sup>2</sup>
Juror Qualification Forms	<sup>3</sup>	1,369	<sup>3</sup>	2,957
Land Record Collections <sup>4</sup>	\$5,706,045	\$1,432,661	<sup>1</sup>	\$25,994,345
License Collections <sup>4</sup>	\$65,529	\$56,487	<sup>1</sup>	\$186,043
<b>2005</b>				
Business Licenses	878	640	2,666	3,454
Marriage Licenses	250	191	671	754
Marriage Ceremonies	76	56	266	180
Land Instruments Recorded	8,923	6,208	26,435	31,271
Judgments/Liens Recorded	1,044	523	1,487	80
Oaths Administered	26	71	<sup>1</sup>	70
Notary Commissions	109	34	355	241
Passports	<sup>2</sup>	<sup>2</sup>	<sup>2</sup>	<sup>2</sup>
Juror Qualification Forms	<sup>3</sup>	1,250	<sup>3</sup>	2,922
Land Record Collections <sup>4</sup>	\$8,831,211	\$2,323,326	\$10,113,439	\$33,336,408
License Collections <sup>4</sup>	\$67,834	\$34,461	\$289,853	\$15,297,806
<b>2006</b>				
Business Licenses	788	627	2,987	5,310
Marriage Licenses	285	171	719	828
Marriage Ceremonies	74	33	285	182
Land Instruments Recorded	8,957	5,202	23,070	30,441
Judgments/Liens Recorded	1,027	688	1,935	673
Oaths Administered	36	71	<sup>1</sup>	211
Notary Commissions	162	54	423	280
Passports	<sup>2</sup>	0	<sup>2</sup>	<sup>2</sup>
Juror Qualification Forms	<sup>3</sup>	1,375	<sup>3</sup>	2,921
Land Record Collections <sup>4</sup>	\$9,582,939	\$2,948,741	\$10,785,631	\$31,328,176
License Collections <sup>4</sup>	\$61,419	\$38,201	\$274,101	\$221,135

<sup>1</sup> Data not reported to the Administrative Office of the Courts.

<sup>2</sup> Passports are not issued by the Clerk of the Court.

<sup>3</sup> The jury function is not performed by the Clerk of the Court.

<sup>4</sup> Figures in these rows have been rounded to the nearest dollar.

**TABLE CC-20.2  
CIRCUIT COURT**

**2nd CIRCUIT BUSINESS-RELATED WORKLOAD  
3 Year Comparative Data Table**

**Fiscal Years 2004 - 2006**

<b>2004</b>	<b>Caroline</b>	<b>Cecil</b>	<b>Kent</b>	<b>Queen Anne's</b>	<b>Talbot</b>
Business Licenses	<sup>1</sup>	1,875	831	1,791	1,113
Marriage Licenses	<sup>1</sup>	1,818	188	455	409
Marriage Ceremonies	<sup>1</sup>	1,061	175	72	95
Land Instruments Recorded	<sup>1</sup>	30,738	6,004	19,127	14,030
Judgments/Liens Recorded	<sup>1</sup>	3,548	320	775	939
Oaths Administered	<sup>1</sup>	71	90	57	47
Notary Commissions	<sup>1</sup>	270	64	255	161
Passports	<sup>1</sup>	806	<sup>2</sup>	447	<sup>2</sup>
Juror Qualification Forms	<sup>1</sup>	4,800	1,800	2,654	5,100
Land Record Collections <sup>3</sup>	<sup>1</sup>	<sup>1</sup>	\$4,746,153	\$11,124,705	\$16,002,887
License Collections <sup>3</sup>	<sup>1</sup>	<sup>1</sup>	\$56,936	\$115,842	\$127,564
<b>2005</b>					
Business Licenses	<sup>1</sup>	1,793	660	1,634	<sup>1</sup>
Marriage Licenses	<sup>1</sup>	1,776	188	411	<sup>1</sup>
Marriage Ceremonies	<sup>1</sup>	1,065	184	64	<sup>1</sup>
Land Instruments Recorded	<sup>1</sup>	26,195	5,258	16,187	<sup>1</sup>
Judgments/Liens Recorded	<sup>1</sup>	2,723	349	853	<sup>1</sup>
Oaths Administered	<sup>1</sup>	74	105	31	<sup>1</sup>
Notary Commissions	<sup>1</sup>	325	88	239	<sup>1</sup>
Passports	<sup>1</sup>	414	<sup>2</sup>	309	<sup>2</sup>
Juror Qualification Forms	<sup>1</sup>	5,031	1,800	2,850	<sup>1</sup>
Land Record Collections <sup>3</sup>	<sup>1</sup>	<sup>1</sup>	\$5,371,723	\$13,434,669	<sup>1</sup>
License Collections <sup>3</sup>	<sup>1</sup>	\$108,333	\$62,210	\$120,311	<sup>1</sup>
<b>2006</b>					
Business Licenses	917	1,730	1,373	1,728	1,847
Marriage Licenses	216	1,689	187	459	364
Marriage Ceremonies	97	1,015	80	70	79
Land Instruments Recorded	9,479	20,628	5,883	16,515	11,898
Judgments/Liens Recorded	265	3,001	371	1,042	1,397
Oaths Administered	213	67	105	15	52
Notary Commissions	131	325	88	256	198
Passports	<sup>2</sup>	321	<sup>2</sup>	351	<sup>2</sup>
Juror Qualification Forms	1,200	5,225	1,700	2,892	5,000
Land Record Collections <sup>3</sup>	\$7,296,398	<sup>1</sup>	\$5,258,268	\$15,042,041	\$19,698,265
License Collections <sup>3</sup>	\$62,553	\$93,318	\$60,345	\$134,291	\$158,088

<sup>1</sup> Data not reported to the Administrative Office of the Courts.

<sup>2</sup> Passports are not issued by the Clerk of the Court.

<sup>3</sup> Figures in these rows have been rounded to the nearest dollar.

**TABLE CC-20.3  
CIRCUIT COURT**

**3rd CIRCUIT BUSINESS-RELATED WORKLOAD  
3 Year Comparative Data Table**

**Fiscal Years 2004 - 2006**

<b>3rd Circuit</b>	<b>2004</b>		<b>2005</b>		<b>2006</b>	
	<b>Baltimore</b>	<b>Harford</b>	<b>Baltimore</b>	<b>Harford</b>	<b>Baltimore</b>	<b>Harford</b>
Business Licenses	12,273	4,400	12,649	1	13,030	3,743
Marriage Licenses	5,423	1,450	5,354	1	5,872	1,494
Marriage Ceremonies	1,854	530	1,871	1	1,879	579
Land Instruments Recorded	241,581	85,291	200,187	1	212,054	73,517
Judgments/Liens Recorded	12,896	3,472	12,034	1	25,182	3,767
Oaths Administered	437	375	404	1	380	1
Notary Commissions	3,481	1,210	3,334	1	3,977	1
Passports	2	2	2	2	2	2
Juror Qualification Forms	3	3	3	3	3	3
Land Record Collections <sup>4</sup>	\$27,499,420	\$24,965,905	\$32,872,674	1	\$39,440,812	1
License Collections <sup>4</sup>	\$1,804,600	\$403,892	\$1,935,545	1	\$1,985,145	1

<sup>1</sup> Data not reported to the Administrative Office of the Courts.

<sup>2</sup> Passports are not issued by the Clerk of the Court.

<sup>3</sup> The jury function is not performed by the Clerk of the Court.

<sup>4</sup> Figures in these rows have been rounded to the nearest dollar.

**TABLE CC-20.4  
CIRCUIT COURT**

**4th CIRCUIT BUSINESS-RELATED WORKLOAD  
3 Year Comparative Data Table**

**Fiscal Years 2004 - 2006**

<b>2004</b>	<b>Allegheny</b>	<b>Garrett</b>	<b>Washington</b>
Business Licenses	2,049	1,163	4,197
Marriage Licenses	591	317	1,035
Marriage Ceremonies	216	110	368
Land Instruments Recorded	12,025	10,741	36,287
Judgments/Liens Recorded	1,058	492	<sup>1</sup>
Oaths Administered	75	1,490	712
Notary Commissions	235	1,450	553
Passports	729	<sup>2</sup>	1,696
Juror Qualification Forms	2,674	<sup>3</sup>	3,529
Land Record Collections <sup>4</sup>	\$2,879,905	\$8,806,897	\$15,027,389
License Collections <sup>4</sup>	\$185,371	\$102,117	\$19,617,581
<b>2005</b>			
Business Licenses	1,815	996	3,458
Marriage Licenses	616	403	1,039
Marriage Ceremonies	209	148	377
Land Instruments Recorded	12,140	9,478	37,317
Judgments/Liens Recorded	1,153	483	1,481
Oaths Administered	64	165	700
Notary Commissions	250	130	531
Passports	513	<sup>2</sup>	1,183
Juror Qualification Forms	2,700	<sup>3</sup>	3,529
Land Record Collections <sup>4</sup>	\$3,534,021	\$11,195,876	\$23,890,162
License Collections <sup>4</sup>	\$185,371	\$111,407	\$24,456,059
<b>2006</b>			
Business Licenses	1,783	1,018	4,274
Marriage Licenses	641	362	1,092
Marriage Ceremonies	250	110	531
Land Instruments Recorded	11,660	9,505	37,788
Judgments/Liens Recorded	2,286	598	1,885
Oaths Administered	59	11	127
Notary Commissions	306	136	358
Passports	542	<sup>2</sup>	1,174
Juror Qualification Forms	2,363	<sup>3</sup>	3,570
Land Record Collections <sup>4</sup>	\$4,516,907	\$12,448,270	\$13,896,138
License Collections <sup>4</sup>	\$194,447	\$93,333	\$380,454

<sup>1</sup> Data not reported to the Administrative Office of the Courts.

<sup>2</sup> Passports are not issued by the Clerk of the Court.

<sup>3</sup> The jury function is not performed by the Clerk of the Court.

<sup>4</sup> Figures in these rows have been rounded to the nearest dollar.

**TABLE CC-20.5  
CIRCUIT COURT**

**5th CIRCUIT BUSINESS-RELATED WORKLOAD  
3 Year Comparative Data Table**

**Fiscal Years 2004 - 2006**

<b>2004</b>	<b>Anne Arundel</b>	<b>Carroll</b>	<b>Howard</b>
Business Licenses	13,022	4,372	5,372
Marriage Licenses	3,926	984	1,663
Marriage Ceremonies	1,268	323	755
Land Instruments Recorded	244,231	61,505	277,998
Judgments/Liens Recorded	15,786	1,338	774
Oaths Administered	66	<sup>1</sup>	89
Notary Commissions	2,526	966	1,159
Passports	356	<sup>2</sup>	<sup>2</sup>
Juror Qualification Forms	<sup>3</sup>	<sup>3</sup>	<sup>3</sup>
Land Record Collections <sup>4</sup>	\$130,777,742	\$8,063,898	\$69,285,262
License Collections <sup>4</sup>	\$1,316,410	\$360,799	\$622,387
<b>2005</b>			
Business Licenses	13,459	4,408	3,559
Marriage Licenses	4,011	1,079	1,521
Marriage Ceremonies	1,200	325	979
Land Instruments Recorded	171,204	48,435	79,926
Judgments/Liens Recorded	1,667	1,626	776
Oaths Administered	<sup>1</sup>	801	86
Notary Commissions	2,526	801	993
Passports	312	<sup>2</sup>	<sup>2</sup>
Juror Qualification Forms	88	<sup>3</sup>	<sup>3</sup>
Land Record Collections <sup>4</sup>	\$153,658,897	\$8,916,397	\$81,761,443
License Collections <sup>4</sup>	\$1,318,258	\$368,743	\$603,158
<b>2006</b>			
Business Licenses	20,401	4,465	3,596
Marriage Licenses	4,005	1,056	1,712
Marriage Ceremonies	1,286	318	788
Land Instruments Recorded	171,132	47,240	74,234
Judgments/Liens Recorded	46,633	1,705	3,178
Oaths Administered	124	1,225	81
Notary Commissions	2,898	938	1,257
Passports	291	<sup>2</sup>	<sup>2</sup>
Juror Qualification Forms	<sup>3</sup>	<sup>3</sup>	<sup>3</sup>
Land Record Collections <sup>4</sup>	\$173,402,710	\$8,789,790	\$91,342,619
License Collections <sup>4</sup>	\$1,435,935	\$367,960	\$611,612

<sup>1</sup> Data not reported to the Administrative Office of the Courts.

<sup>2</sup> Passports are not issued by the Clerk of the Court.

<sup>3</sup> The jury function is not performed by the Clerk of the Court.

<sup>4</sup> Figures in these rows have been rounded to the nearest dollar.

**TABLE CC-20.6  
CIRCUIT COURT**

**6th CIRCUIT BUSINESS-RELATED WORKLOAD  
3 Year Comparative Data Table**

**Fiscal Years 2004 - 2006**

<b>6th Circuit</b>	<b>2004</b>		<b>2005</b>		<b>2006</b>	
	<b>Frederick</b>	<b>Montgomery</b>	<b>Frederick</b>	<b>Montgomery</b>	<b>Frederick</b>	<b>Montgomery</b>
Business Licenses	3,871	9,441	3,142	9,891	3,765	10,568
Marriage Licenses	1,673	6,648	1,750	6,819	1,651	6,753
Marriage Ceremonies	488	6,293	546	6,379	542	6,359
Land Instruments Recorded	91,296	347,220	76,253	265,466	78,005	256,079
Judgments/Liens Recorded	2,081	9,397	2,293	10,323	2,342	11,841
Oaths Administered	127	246	126	283	134	311
Notary Commissions	1,054	3,255	989	3,267	1,131	3,550
Passports	3,925	1,197	<sup>2</sup>	1,044	<sup>2</sup>	741
Juror Qualification Forms	22,093	<sup>3</sup>	22,760	<sup>3</sup>	17,000	<sup>3</sup>
Land Record Collections <sup>4</sup>	\$14,930,054	\$63,520,868	\$17,468,297	\$78,361,467	\$17,568,872	\$82,739,494
License Collections <sup>4</sup>	combined with LRCC	\$2,016,310	combined with LRCC	\$1,960,747	\$430,054	\$2,004,405

<sup>1</sup> Data not reported to the Administrative Office of the Courts.

<sup>2</sup> Passports are not issued by the Clerk of the Court.

<sup>3</sup> The jury function is not performed by the Clerk of the Court.

<sup>4</sup> Figures in these rows have been rounded to the nearest dollar.



**TABLE CC-20.7  
CIRCUIT COURT**

**7th CIRCUIT BUSINESS-RELATED WORKLOAD  
3 Year Comparative Data Table**

**Fiscal Years 2004 - 2006**

<b>2004</b>	<b>Calvert</b>	<b>Charles</b>	<b>Prince George's</b>	<b>St. Mary's</b>
Business Licenses	1,163	1,988	10,962	1,412
Marriage Licenses	544	1,258	5,527	664
Marriage Ceremonies	181	558	5,054	227
Land Instruments Recorded	36,805	60,250	241,903	32,571
Judgments/Liens Recorded	929	203	18,262	1,555
Oaths Administered	45	1,959	435	325
Notary Commissions	391	601	3,307	325
Passports	<sup>2</sup>	<sup>2</sup>	<sup>1</sup>	<sup>2</sup>
Juror Qualification Forms	5,000	<sup>3</sup>	112,162	6,500
Land Record Collections <sup>4</sup>	\$15,086,037	\$6,830,097	\$30,607,032	\$19,258,868
License Collections <sup>4</sup>	\$85,903	\$265,566	\$1,419,492	Combined with LRCC
<b>2005</b>				
Business Licenses	1,245	2,105	11,578	2,580
Marriage Licenses	504	884	5,419	653
Marriage Ceremonies	160	388	4,971	260
Land Instruments Recorded	32,374	63,880	256,978	30,279
Judgments/Liens Recorded	1,078	205	20,495	946
Oaths Administered	36	1,985	487	60
Notary Commissions	443	508	2,994	317
Passports	<sup>2</sup>	<sup>2</sup>	<sup>1</sup>	<sup>2</sup>
Juror Qualification Forms	5,000	<sup>3</sup>	112,221	6,000
Land Record Collections <sup>4</sup>	\$19,216,695	\$9,797,641	\$43,802,769	\$25,652,204*
License Collections <sup>4</sup>	\$124,473	\$270,443	\$2,112,343	
<b>2006</b>				
Business Licenses	1,357	1,662	9,934	2,656
Marriage Licenses	523	853	5,294	702
Marriage Ceremonies	183	410	2,382	243
Land Instruments Recorded	31,369	59,372	302,334	31,512
Judgments/Liens Recorded	1,149	2,024	21,091	1,053
Oaths Administered	61	1,202	677	52
Notary Commissions	453	702	3,517	359
Passports	<sup>2</sup>	<sup>2</sup>	1,041	<sup>2</sup>
Juror Qualification Forms	5,000	18,000	128,018	5,750
Land Record Collections <sup>4</sup>	\$20,196,012	\$12,675,791	\$54,799,611	\$29,186,306*
License Collections <sup>4</sup>	\$125,755	\$291,786	\$1,784,416	

<sup>1</sup> Data not reported to the Administrative Office of the Courts.

<sup>2</sup> Passports are not issued by the Clerk of the Court.

<sup>3</sup> The jury function is not performed by the Clerk of the Court.

<sup>4</sup> Figures in these rows have been rounded to the nearest dollar.

\*This figure is a combined total for the two categories, as it was not possible to separate them.

**TABLE CC-20.8  
CIRCUIT COURT**

**8th CIRCUIT BUSINESS-RELATED WORKLOAD  
3 Year Comparative Data Table**

**Fiscal Years 2004 - 2006**

<b>8th Circuit</b>	<b>2004</b>	<b>2005</b>	<b>2006</b>
	<b>Baltimore City</b>	<b>Baltimore City</b>	<b>Baltimore City</b>
Business Licenses	14,853	1	10,123
Marriage Licenses	5,140	1	4,885
Marriage Ceremonies	1,774	1	1,626
Land Instruments Recorded	117,386	1	146,115
Judgments/Liens Recorded	1	1	8,649
Oaths Administered	1	1	2,162
Notary Commissions	1	1	2,400
Passports	1	1	3
Juror Qualification Forms	1	1	70,000
Land Record Collections <sup>2</sup>	\$33,318,519	1	\$79,760,555
License Collections <sup>2</sup>	\$1,455,453	1	\$3,277,764

<sup>1</sup> Data not reported to the Administrative Office of the Courts.

<sup>2</sup> The figures in these rows have been rounded to the nearest dollar.

<sup>3</sup> Passports are not issued by the Clerk of the Court.

**TABLE CC-20.9  
CIRCUIT COURT**

**STATE TOTAL BUSINESS-RELATED WORKLOAD  
3 Year Comparative Data Table**

**Fiscal Years 2004 - 2006**

	<b>2004</b>	<b>2005</b>	<b>2006</b>
	<b>State<sup>1</sup></b>	<b>State<sup>1</sup></b>	<b>State<sup>1</sup></b>
Business Licenses	101,398	79,920	109,682
Marriage Licenses	40,932	32,543	41,813
Marriage Ceremonies	21,980	19,158	19,401
Land Instruments Recorded	1,945,842	1,328,141	1,673,989
Judgments/Liens Recorded	121,698	59,326	143,782
Oaths Administered	6,950	5,448	7,376
Notary Commissions	21,728	17,485	23,899
Passports	10,504	3,775	4,461
Juror Qualification Forms	171,476	143,391	270,014
Land Record Collections <sup>2</sup>	\$531,801,875	\$566,071,024	\$742,704,346
License Collections <sup>2</sup>	\$30,427,722	\$49,427,354*	\$43,272,823

<sup>1</sup>The State totals only include those jurisdictions that reported information to the Administrative Office of the Courts.

<sup>2</sup> Figures in these rows have been rounded to the nearest dollar.

\* This figure does not include License Collection data from St. Mary's County, which could not be separated from the Land Record Collections' total.

**The**  
**District Court**

maryland judiciary  
annual statistical abstract 2006

## The District Court

The District Court is Maryland's court of limited jurisdiction. The Court handles all landlord and tenant cases, civil claims for amounts up to \$25,000, motor vehicle violations, misdemeanors and certain felonies, and peace and protective orders. The District Court also has commissioners who determine probable cause and establish bail and conditions of release. Commissioners also issue interim peace and protective orders during hours when the Court is closed.

The District Court was created in 1970 as a result of the ratification of a constitutional amendment proposed by the legislature in 1969. There are 34 locations, with at least one judge in each county. The District Court is divided into twelve geographical districts, each containing one or more political subdivisions. As of July 1, 2005, there were 106 judgeships, including the Chief Judge, with at least one judge for each county and 26 in Baltimore City.

The following charts and tables provide a statistical delineation for the workload of the circuit courts during Fiscal Year 2006.



Garrett County District Court



Cecil County District Court

**TABLE DC-1  
DISTRICT COURT**

**MOTOR VEHICLE, CRIMINAL AND CIVIL CASES**

**5 Year Comparative Data: Fiscal Years 2002 - 2006**

	FY 2002		FY 2003		FY 2004		FY 2005		FY 2006	
	Filed	Terminated	Filed	Terminated	Filed	Terminated	Filed	Terminated	Filed	Terminated
<b>District 1</b>	<b>435,739</b>	<b>424,989</b>	<b>461,305</b>	<b>450,297</b>	<b>469,621</b>	<b>465,946</b>	<b>448,875</b>	<b>445,856</b>	<b>418,732</b>	<b>444,456</b>
Baltimore City	435,739	424,989	461,305	450,297	469,621	465,946	448,875	445,856	418,732	444,456
<b>District 2</b>	<b>116,485</b>	<b>112,986</b>	<b>114,155</b>	<b>112,432</b>	<b>138,696</b>	<b>131,039</b>	<b>151,439</b>	<b>137,144</b>	<b>145,469</b>	<b>142,949</b>
Dorchester	15,990	16,048	14,743	14,824	17,252	16,256	19,091	17,252	21,714	19,823
Somerset	15,962	15,792	14,666	13,814	21,498	20,448	25,021	22,803	26,860	25,687
Wicomico	49,458	48,109	47,130	46,861	56,755	53,761	60,601	55,266	54,108	55,157
Worcester	35,075	33,037	37,616	36,933	43,191	40,574	46,726	41,823	42,787	42,282
<b>District 3</b>	<b>101,563</b>	<b>102,601</b>	<b>105,190</b>	<b>100,105</b>	<b>126,186</b>	<b>119,853</b>	<b>124,138</b>	<b>117,760</b>	<b>127,948</b>	<b>118,067</b>
Caroline	10,815	10,835	11,396	10,873	12,585	12,159	14,241	12,832	16,135	15,066
Cecil	45,571	44,763	45,004	42,379	56,337	54,600	49,303	46,579	50,993	48,294
Kent	8,964	9,339	8,374	7,698	8,347	7,984	10,509	9,636	11,290	9,813
Queen Anne's	18,324	19,045	21,171	20,384	29,955	26,977	29,513	28,730	27,725	24,491
Talbot	17,889	18,619	19,245	18,771	18,962	18,133	20,572	19,983	21,805	20,403
	FY 2002		FY 2003		FY 2004		FY 2005		FY 2006	
	Filed	Terminated	Filed	Terminated	Filed	Terminated	Filed	Terminated	Filed	Terminated
<b>District 4</b>	<b>89,252</b>	<b>91,732</b>	<b>93,969</b>	<b>90,334</b>	<b>112,537</b>	<b>106,482</b>	<b>113,389</b>	<b>108,787</b>	<b>120,841</b>	<b>117,011</b>
Calvert	24,514	25,143	23,435	23,301	27,175	25,872	27,840	26,664	28,385	29,042
Charles	41,582	41,157	46,340	43,353	55,285	51,688	53,624	51,741	57,865	54,927
St. Mary's	23,156	25,432	24,194	23,680	30,077	28,922	31,925	30,382	34,591	33,042
<b>District 5</b>	<b>320,944</b>	<b>333,464</b>	<b>348,376</b>	<b>346,413</b>	<b>361,408</b>	<b>351,183</b>	<b>375,210</b>	<b>353,098</b>	<b>378,298</b>	<b>369,126</b>
Prince George's	320,944	333,464	348,376	346,413	361,408	351,183	375,210	353,098	378,298	369,126
<b>District 6</b>	<b>266,145</b>	<b>277,685</b>	<b>259,553</b>	<b>263,759</b>	<b>284,861</b>	<b>269,722</b>	<b>307,824</b>	<b>297,831</b>	<b>292,433</b>	<b>290,516</b>
Montgomery	266,145	277,685	259,553	263,759	284,861	269,722	307,824	297,831	292,433	290,516

MOTOR VEHICLE, CRIMINAL AND CIVIL CASES, page 2

	FY 2002		FY 2003		FY 2004		FY 2005		FY 2006	
	Filed	Terminated	Filed	Terminated	Filed	Terminated	Filed	Terminated	Filed	Terminated
<b>District 7</b>	<b>159,856</b>	<b>167,992</b>	<b>169,103</b>	<b>162,365</b>	<b>190,378</b>	<b>181,514</b>	<b>197,366</b>	<b>184,990</b>	<b>202,333</b>	<b>191,816</b>
Anne Arundel	159,856	167,992	169,103	162,365	190,378	181,514	197,366	184,990	202,333	191,816
<b>District 8</b>	<b>347,538</b>	<b>357,225</b>	<b>358,983</b>	<b>348,001</b>	<b>381,320</b>	<b>376,257</b>	<b>381,690</b>	<b>375,432</b>	<b>373,805</b>	<b>379,824</b>
Baltimore	347,538	357,225	358,983	348,001	381,320	376,257	381,690	375,432	373,805	379,824
<b>District 9</b>	<b>64,493</b>	<b>64,157</b>	<b>73,356</b>	<b>69,920</b>	<b>75,937</b>	<b>75,029</b>	<b>71,506</b>	<b>71,729</b>	<b>66,791</b>	<b>67,158</b>
Harford	64,493	64,157	73,356	69,920	75,937	75,029	71,506	71,729	66,791	67,158

	FY 2002		FY 2003		FY 2004		FY 2005		FY 2006	
	Filed	Terminated	Filed	Terminated	Filed	Terminated	Filed	Terminated	Filed	Terminated
<b>District 10</b>	<b>128,650</b>	<b>127,599</b>	<b>135,291</b>	<b>131,628</b>	<b>145,871</b>	<b>147,505</b>	<b>143,935</b>	<b>144,498</b>	<b>146,960</b>	<b>142,430</b>
Carroll	38,314	39,208	42,248	41,169	55,688	50,774	49,654	54,058	47,796	46,736
Howard	90,336	88,391	93,043	90,459	90,183	96,731	94,281	90,440	99,164	95,694
<b>District 11</b>	<b>107,279</b>	<b>105,505</b>	<b>112,218</b>	<b>108,545</b>	<b>122,333</b>	<b>118,515</b>	<b>119,213</b>	<b>116,431</b>	<b>105,295</b>	<b>107,298</b>
Frederick	63,086	61,776	65,035	63,458	68,392	66,671	67,782	66,008	59,776	59,914
Washington	44,193	43,729	47,183	45,087	53,941	51,844	51,431	50,423	45,519	47,384
<b>District 12</b>	<b>41,170</b>	<b>39,937</b>	<b>48,007</b>	<b>45,521</b>	<b>57,626</b>	<b>56,054</b>	<b>55,692</b>	<b>53,098</b>	<b>50,774</b>	<b>48,475</b>
Allegany	21,689	21,749	26,317	25,199	32,401	31,652	29,850	28,627	28,022	26,963
Garrett	19,481	18,188	21,690	20,322	25,225	24,402	25,842	24,471	22,752	21,512

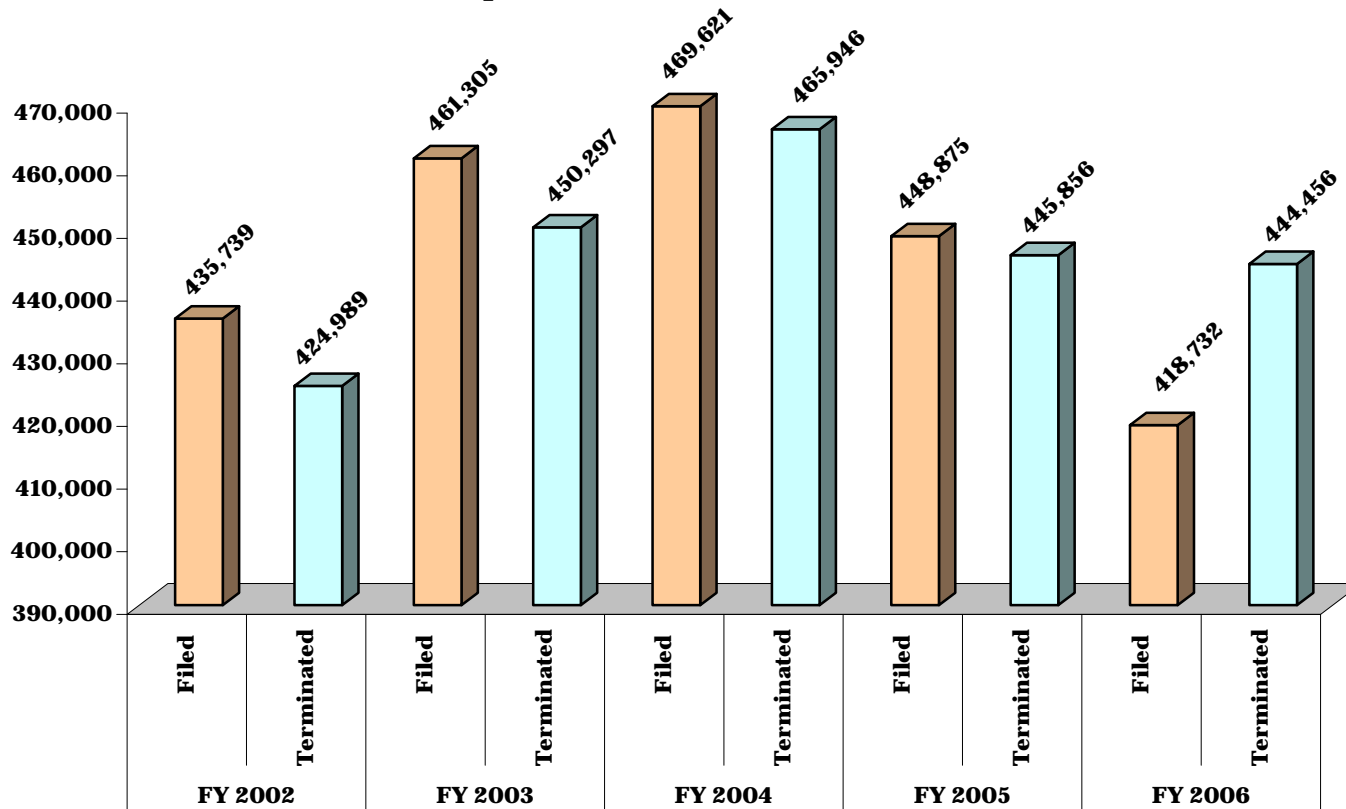
	FY 2002		FY 2003		FY 2004		FY 2005		FY 2006	
	Filed	Terminated	Filed	Terminated	Filed	Terminated	Filed	Terminated	Filed	Terminated
<b>State Totals</b>	<b>2,179,114</b>	<b>2,205,872</b>	<b>2,279,506</b>	<b>2,229,320</b>	<b>2,466,774</b>	<b>2,399,099</b>	<b>2,490,277</b>	<b>2,406,654</b>	<b>2,429,679</b>	<b>2,419,126</b>

**CHART DC-1.1  
DISTRICT COURT**

**DISTRICT 1- Baltimore City**

**MOTOR VEHICLE, CRIMINAL AND CIVIL CASES\***

**5 Year Comparative Data: Fiscal Years 2002 - 2006**



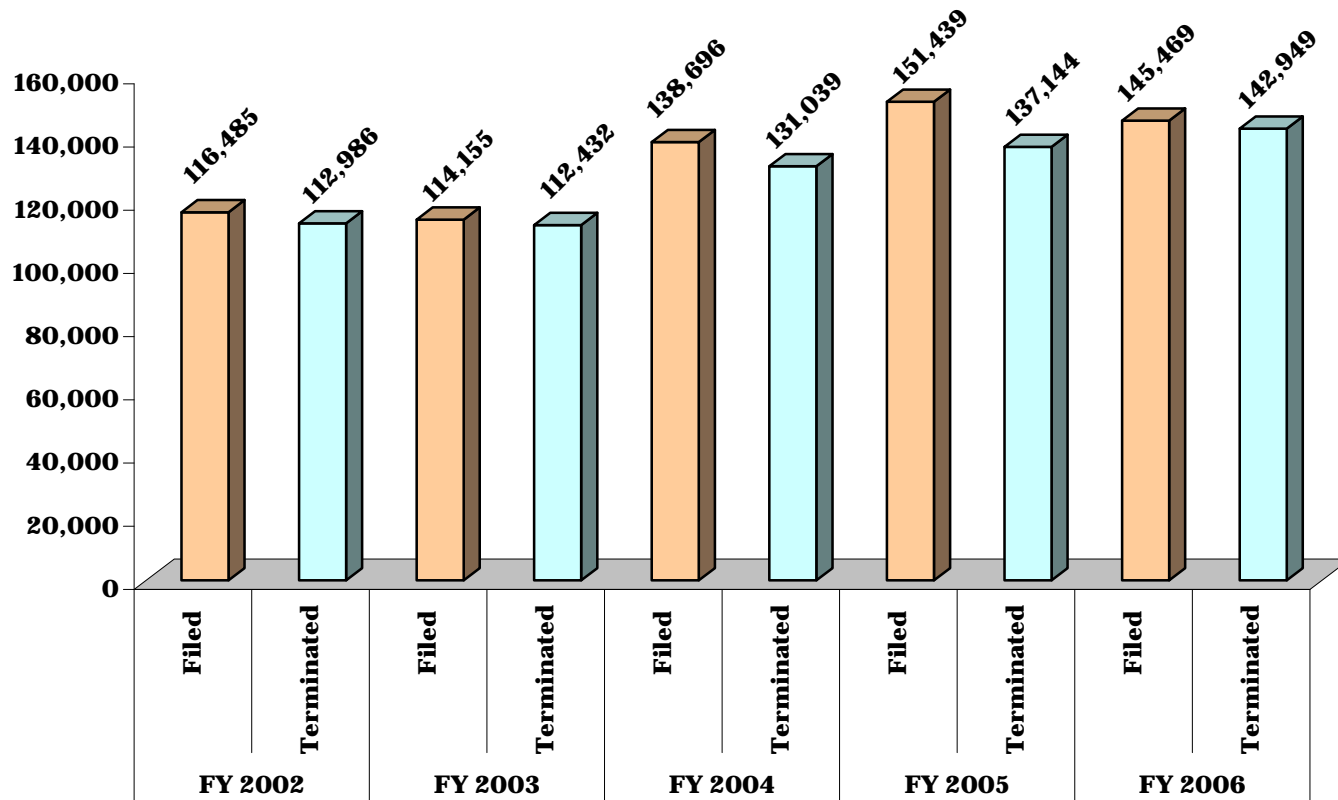


**CHART DC-1.2  
DISTRICT COURT**

**DISTRICT 2 - Dorchester, Somerset, Wicomico and Worcester Counties**

**MOTOR VEHICLE, CRIMINAL AND CIVIL CASES\***

**5 Year Comparative Data: Fiscal Years 2002 - 2006**

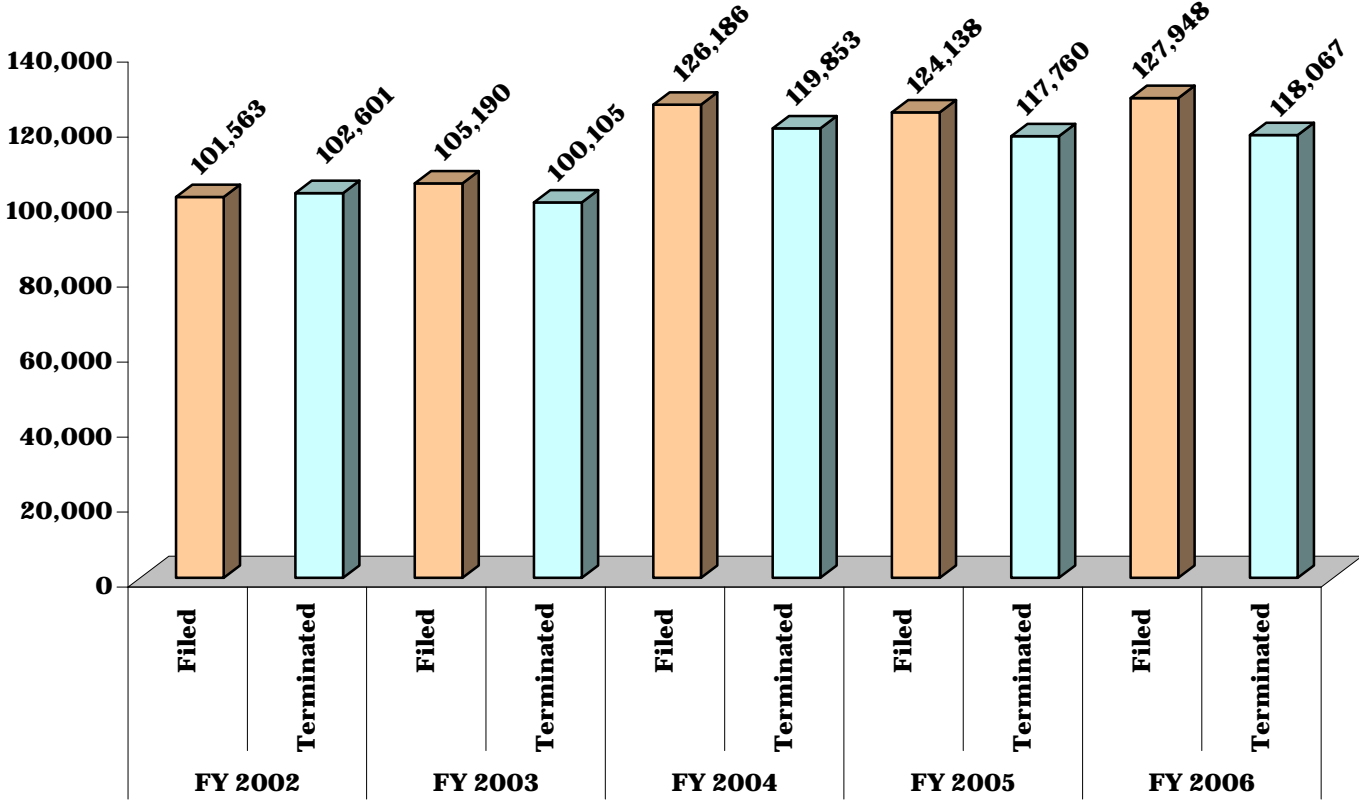


**CHART DC-1.3  
DISTRICT COURT**

**DISTRICT 3 - Caroline, Cecil, Kent, Queen Anne's and Talbot Counties**

**MOTOR VEHICLE, CRIMINAL AND CIVIL CASES\***

**5 Year Comparative Data: Fiscal Years 2002 - 2006**

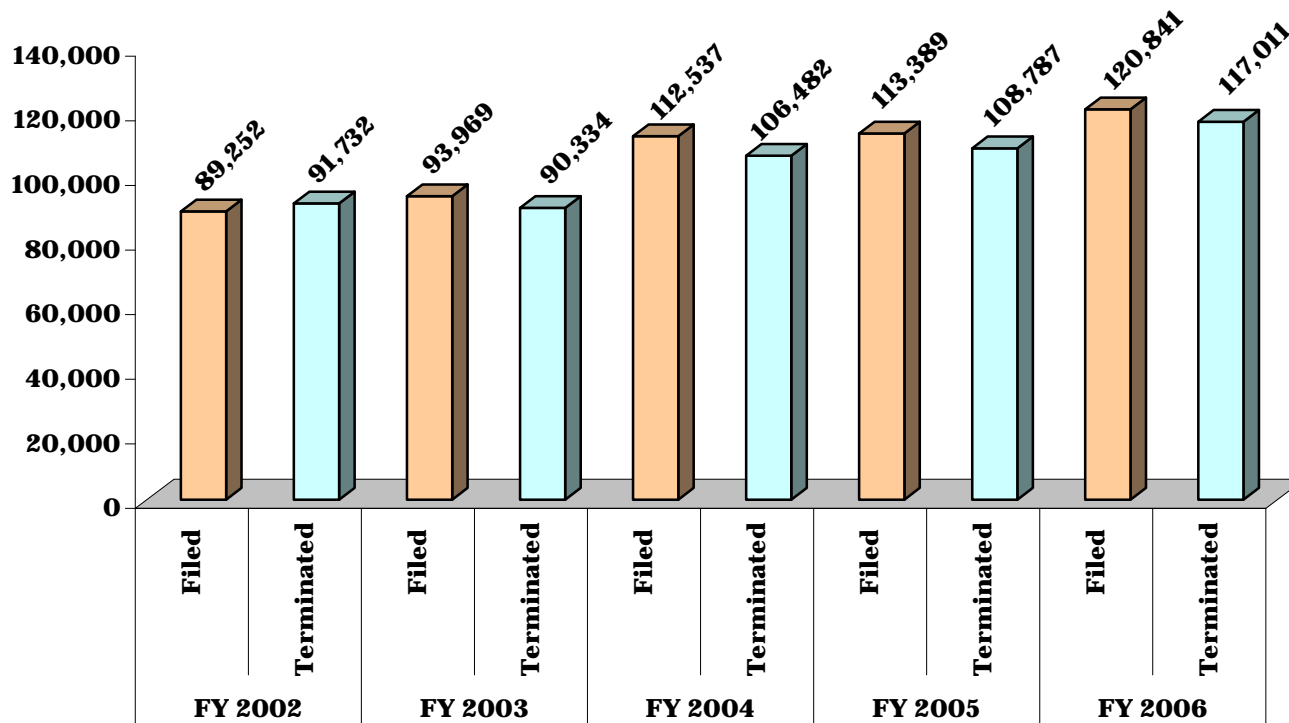


**CHART DC-1.4  
DISTRICT COURT**

**DISTRICT 4 - Calvert, Charles and St. Mary's Counties**

**MOTOR VEHICLE, CRIMINAL AND CIVIL CASES\***

**5 Year Comparative Data: Fiscal Years 2002 - 2006**

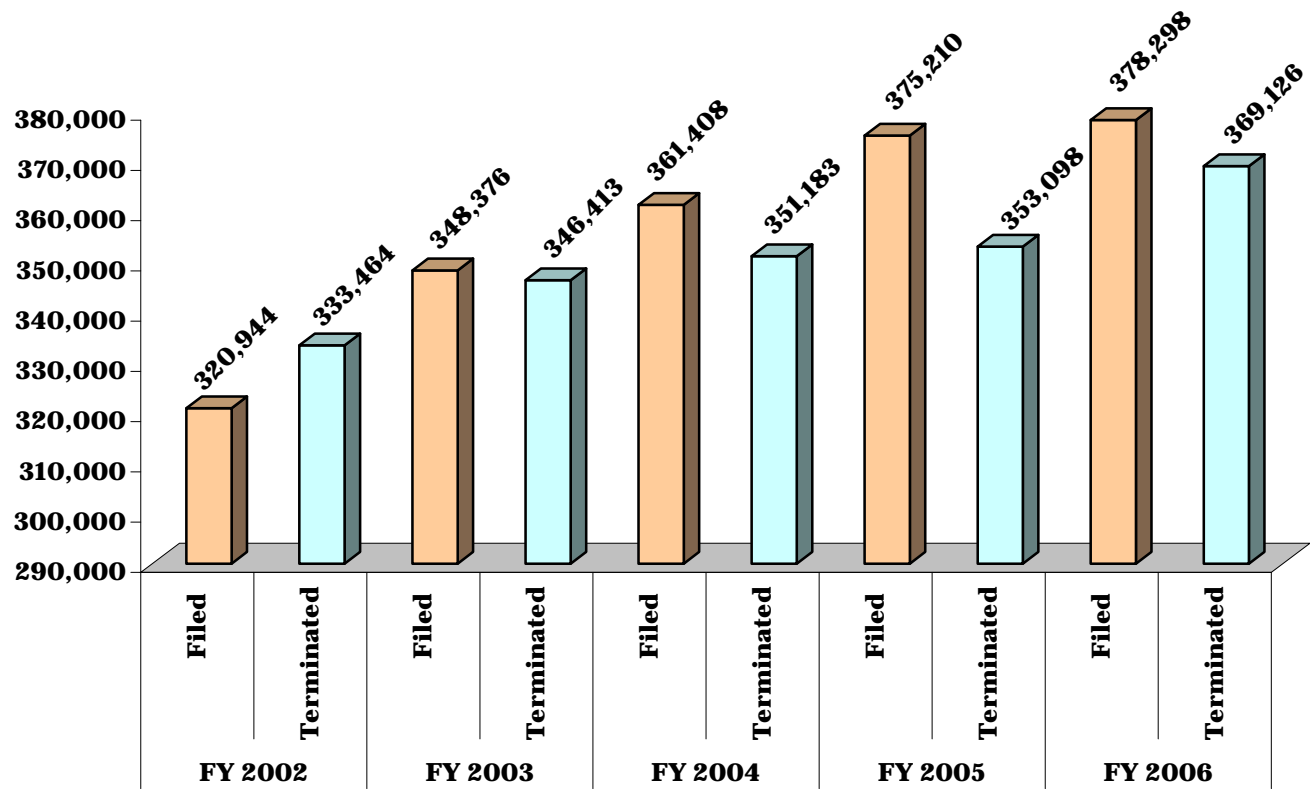


**CHART DC-1.5  
DISTRICT COURT**

**DISTRICT 5 - Prince George's County**

**MOTOR VEHICLE, CRIMINAL AND CIVIL CASES\***

**5 Year Comparative Data: Fiscal Years 2002 - 2006**

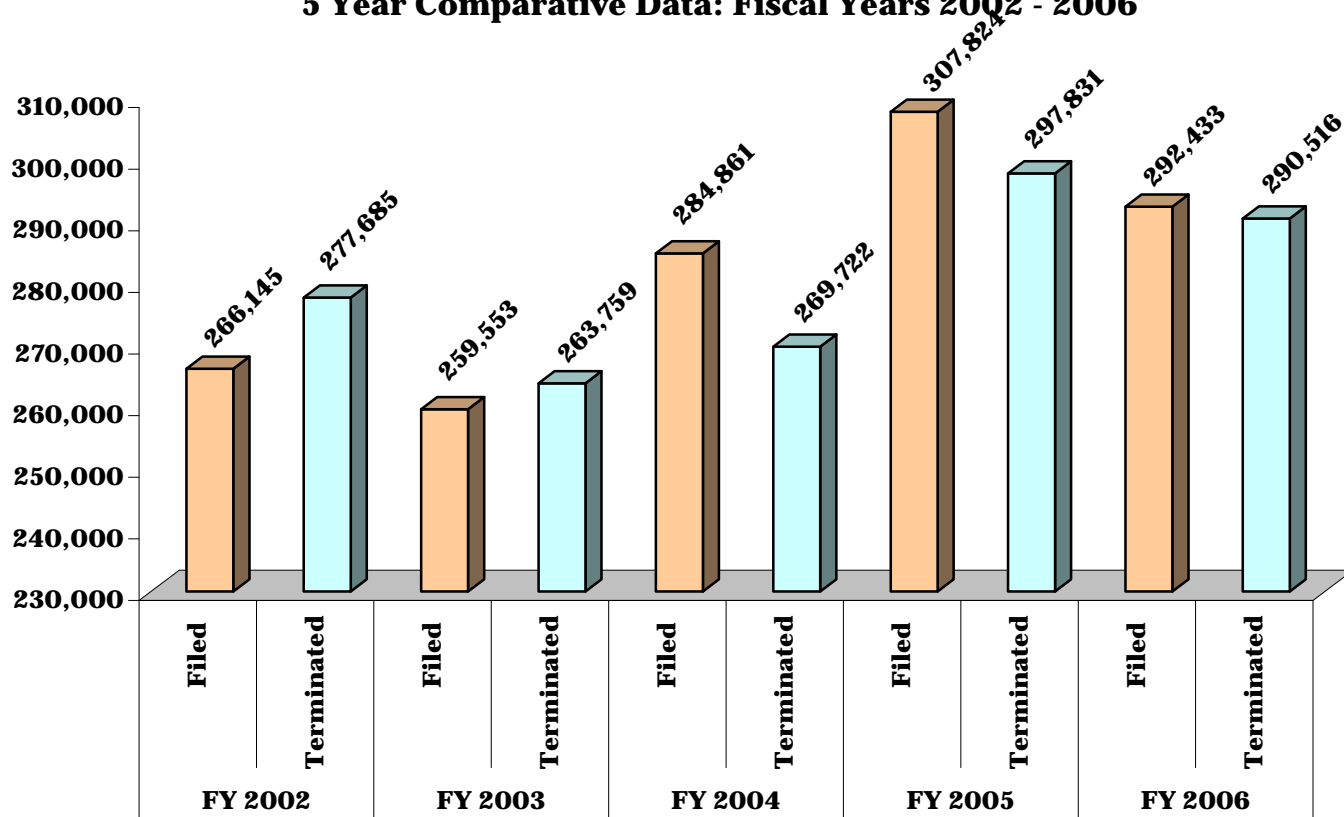


**CHART DC-1.6  
DISTRICT COURT**

**DISTRICT 6 - Montgomery County**

**MOTOR VEHICLE, CRIMINAL AND CIVIL CASES\***

**5 Year Comparative Data: Fiscal Years 2002 - 2006**

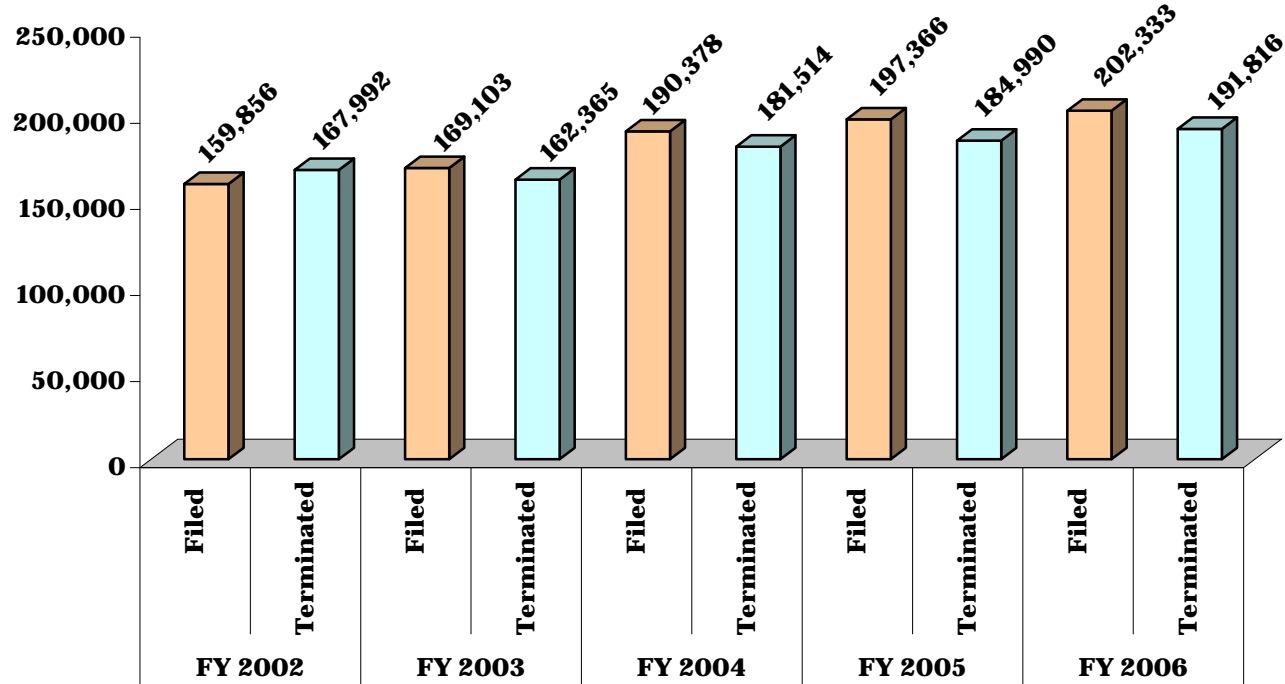


**CHART DC-1.7  
DISTRICT COURT**

**DISTRICT 7 - Anne Arundel County**

**MOTOR VEHICLE, CRIMINAL AND CIVIL CASES\***

**5 Year Comparative Data: Fiscal Years 2002 - 2006**

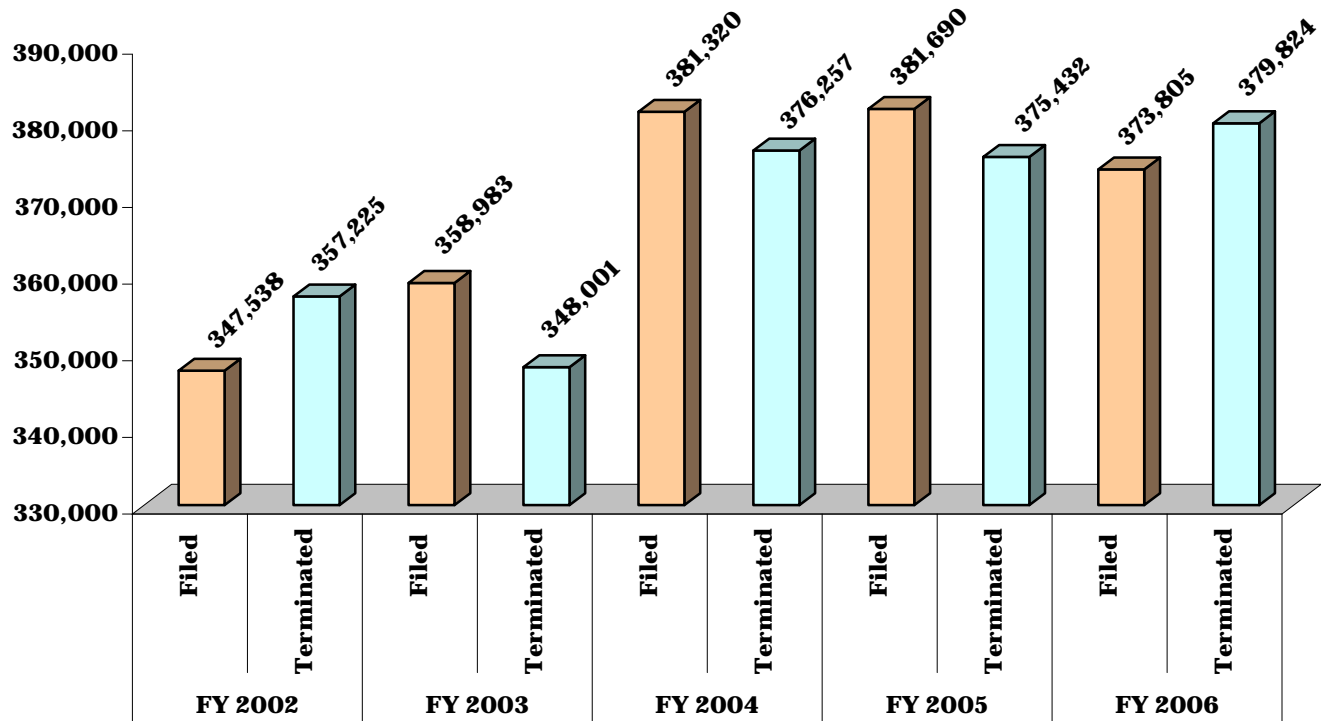


**CHART DC-1.8  
DISTRICT COURT**

**DISTRICT 8 - Baltimore County**

**MOTOR VEHICLE, CRIMINAL AND CIVIL CASES\***

**5 Year Comparative Data: Fiscal Years 2002 - 2006**

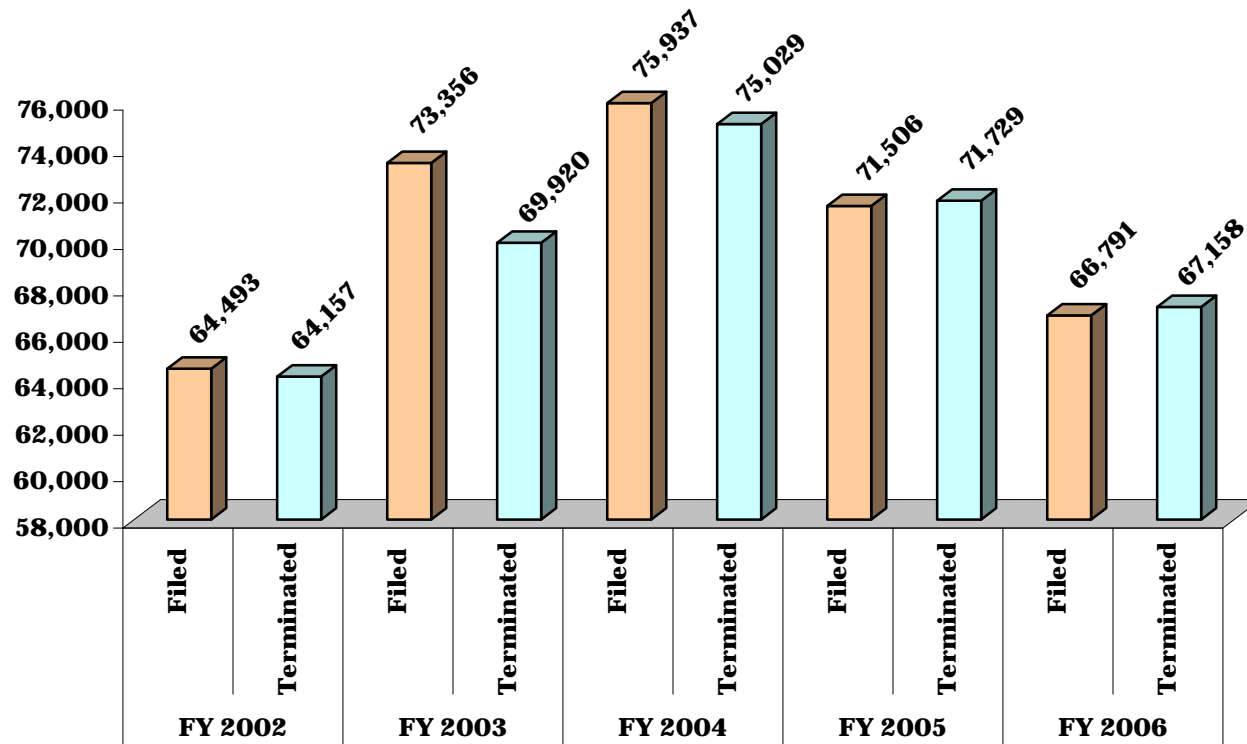


**CHART DC-1.9  
DISTRICT COURT**

**DISTRICT 9 - Harford County**

**MOTOR VEHICLE, CRIMINAL AND CIVIL CASES\***

**5 Year Comparative Data: Fiscal Years 2002 - 2006**



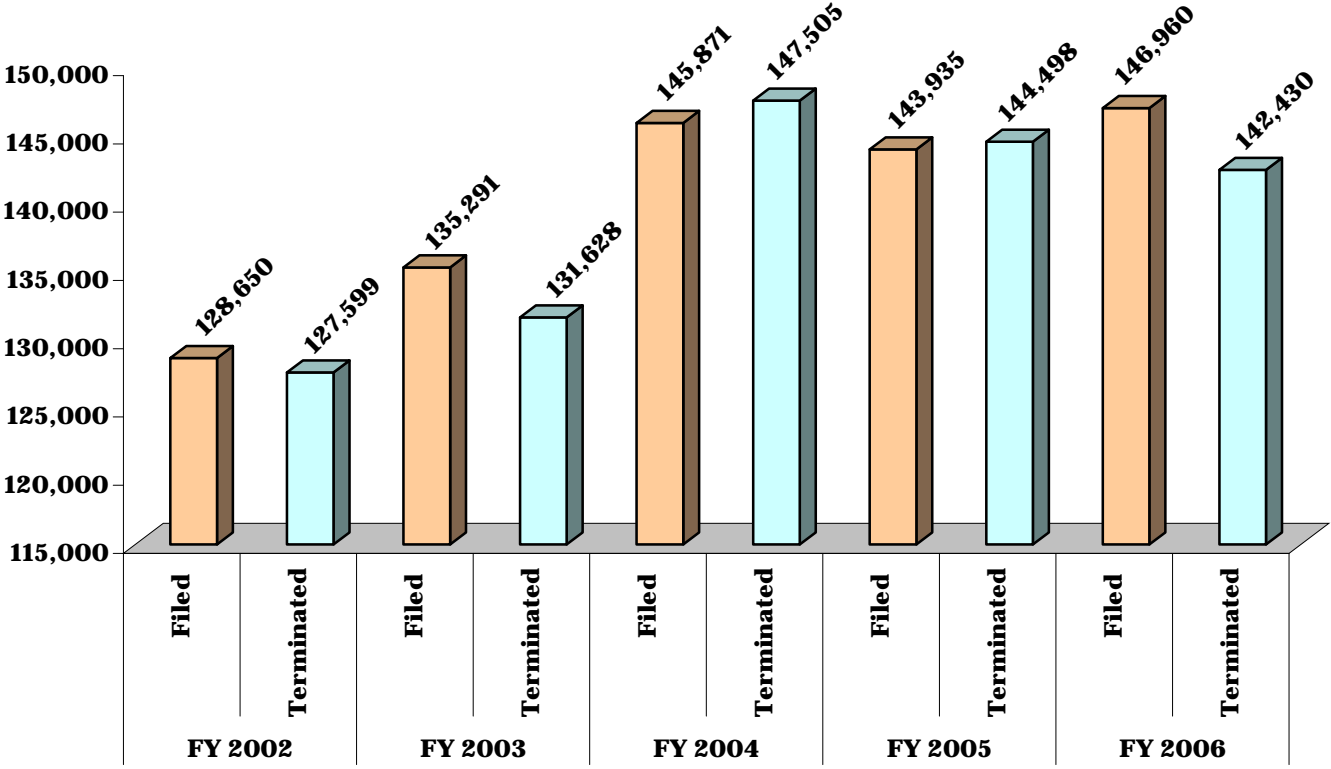


**CHART DC-1.10  
DISTRICT COURT**

**DISTRICT 10 - Carroll and Howard Counties**

**MOTOR VEHICLE, CRIMINAL AND CIVIL CASES\***

**5 Year Comparative Data: Fiscal Years 2002 - 2006**

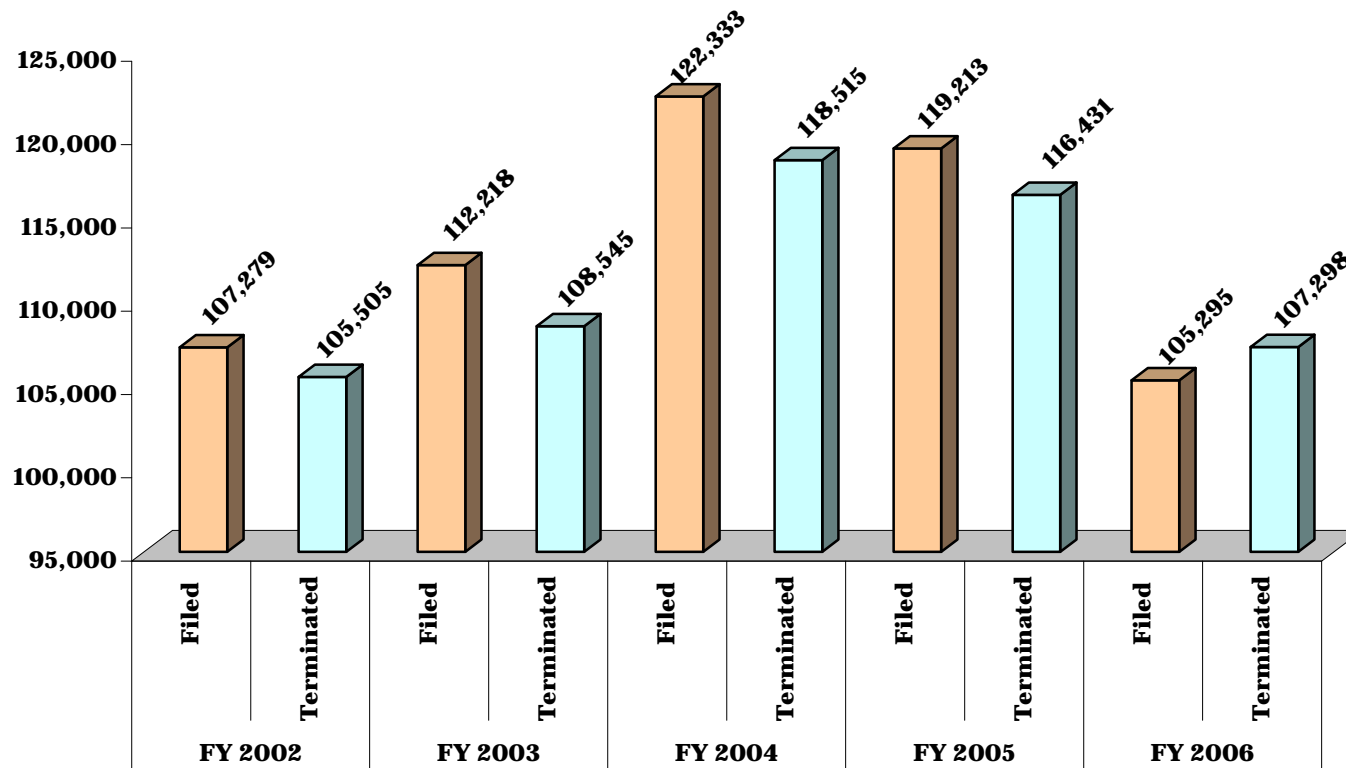


**CHART DC-1.11  
DISTRICT COURT**

**DISTRICT 11 - Frederick and Washington Counties**

**MOTOR VEHICLE, CRIMINAL AND CIVIL CASES\***

**5 Year Comparative Data: Fiscal Years 2002 - 2006**

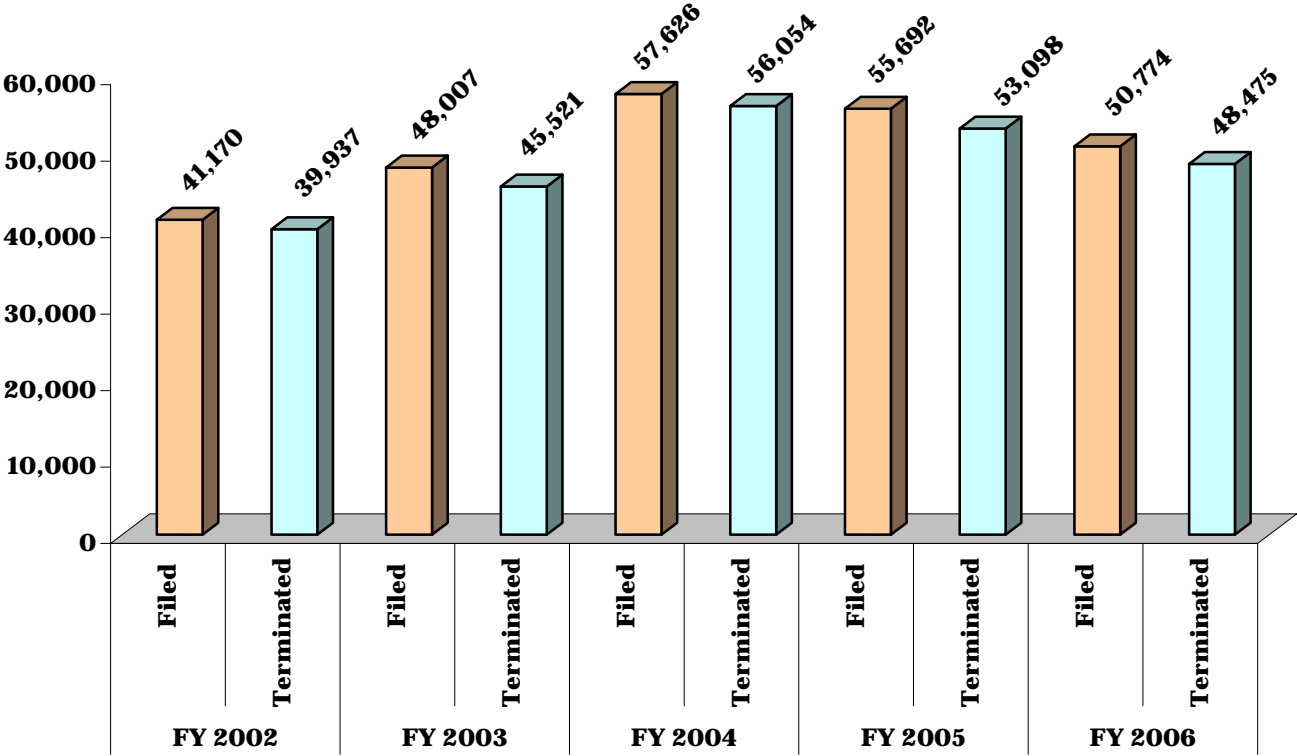


**CHART DC-1.12  
DISTRICT COURT**

**DISTRICT 12 - Allegany and Garrett Counties**

**MOTOR VEHICLE, CRIMINAL AND CIVIL CASES\***

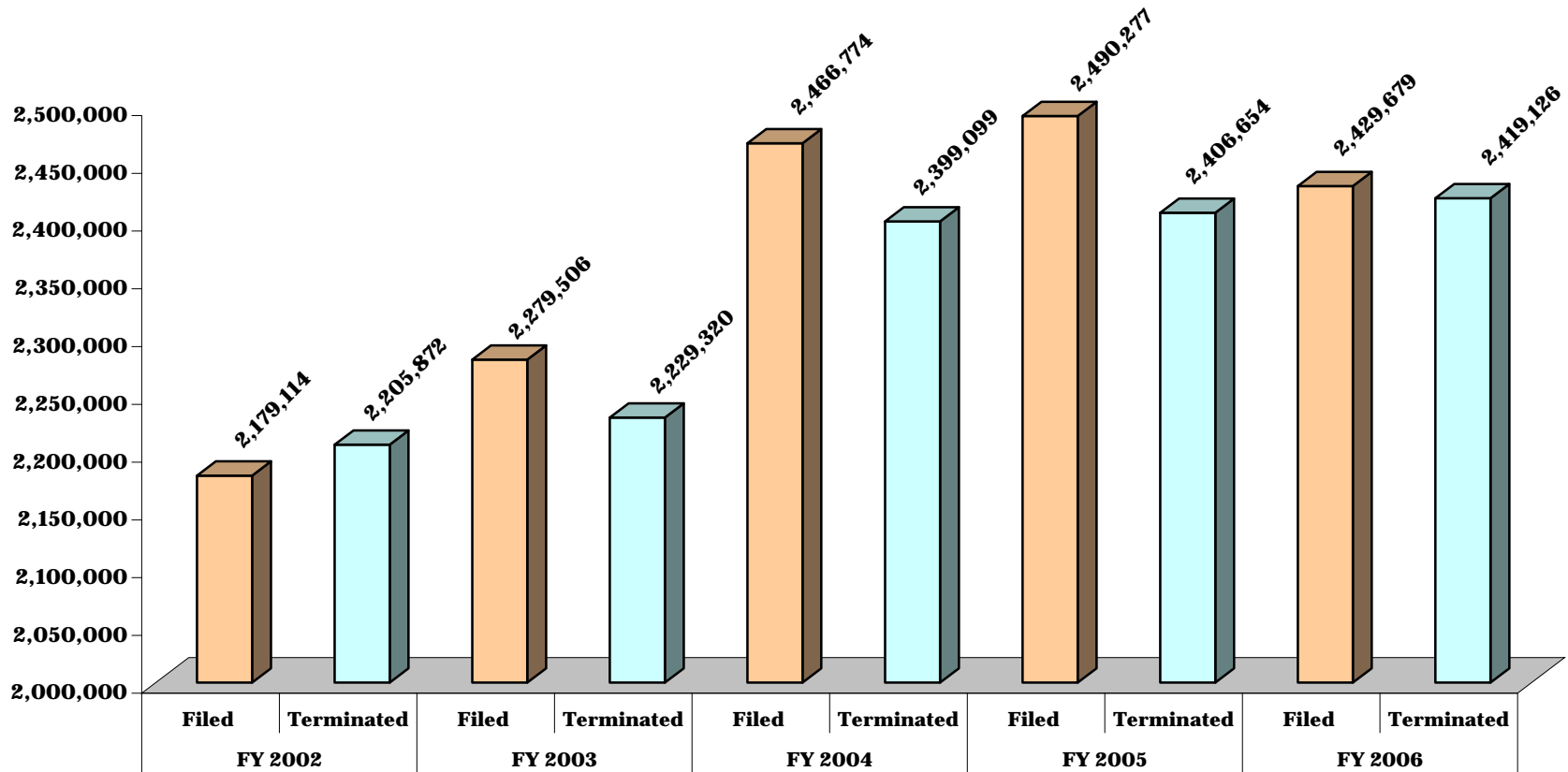
**5 Year Comparative Data: Fiscal Years 2002 - 2006**



**CHART DC-1.13  
DISTRICT COURT**

**STATE TOTAL:  
MOTOR VEHICLE, CRIMINAL AND CIVIL CASES\***

**5 Year Comparative Data: Fiscal Years 2002 - 2006**



**TABLE DC-2  
DISTRICT COURT**

**MOTOR VEHICLE, CRIMINAL AND CIVIL CASES**

**Fiscal Year 2006**

	Motor Vehicle		Criminal		Civil		Landlord-Tenant
	Filed	Terminated	Filed	Terminated	Filed	Terminated	Filed*
<b>District 1</b>	<b>154,538</b>	<b>165,625</b>	<b>78,605</b>	<b>84,761</b>	<b>62,655</b>	<b>62,671</b>	<b>137,770</b>
Baltimore City	154,538	165,625	78,605	84,761	62,655	62,671	137,770
<b>District 2</b>	<b>103,633</b>	<b>98,593</b>	<b>11,479</b>	<b>12,494</b>	<b>20,439</b>	<b>20,378</b>	<b>12,635</b>
Dorchester	15,880	13,826	1,530	1,735	3,042	2,791	1,415
Somerset	21,895	20,713	1,127	1,107	2,643	2,500	1,514
Wicomico	34,398	33,808	3,531	3,812	9,062	9,528	8,776
Worcester	31,460	30,246	5,291	5,840	5,692	5,559	930
<b>District 3</b>	<b>104,524</b>	<b>93,312</b>	<b>7,961</b>	<b>8,250</b>	<b>11,845</b>	<b>11,594</b>	<b>6,237</b>
Caroline	12,583	11,311	1,225	1,292	2,052	1,997	696
Cecil	40,685	37,530	3,344	3,172	4,024	4,119	4,042
Kent	9,068	7,423	659	764	1,341	1,323	383
Queen Anne's	24,535	21,022	1,234	1,429	1,988	1,868	412
Talbot	17,653	16,026	1,499	1,593	2,440	2,287	704

	Motor Vehicle		Criminal		Civil		Landlord-Tenant
	Filed	Terminated	Filed	Terminated	Filed	Terminated	Filed*
<b>District 4</b>	<b>92,287</b>	<b>86,631</b>	<b>10,624</b>	<b>11,856</b>	<b>13,428</b>	<b>12,616</b>	<b>8,749</b>
Calvert	21,601	21,463	2,728	3,262	3,590	3,458	1,419
Charles	45,025	41,074	4,673	5,039	6,497	6,403	3,888
St. Mary's	25,661	24,094	3,223	3,555	3,341	2,755	3,442
<b>District 5</b>	<b>193,295</b>	<b>173,818</b>	<b>21,134</b>	<b>21,355</b>	<b>59,124</b>	<b>61,535</b>	<b>122,691</b>
Prince George's	193,295	173,818	21,134	21,355	59,124	61,535	122,691
<b>District 6</b>	<b>201,307</b>	<b>191,429</b>	<b>16,626</b>	<b>17,653</b>	<b>37,023</b>	<b>39,814</b>	<b>43,670</b>
Montgomery	201,307	191,429	16,626	17,653	37,023	39,814	43,670

**MOTOR VEHICLE, CRIMINAL AND CIVIL CASES, page 2**

	<b>Motor Vehicle</b>		<b>Criminal</b>		<b>Civil</b>		<b>Landlord-Tenant</b>
	<b>Filed</b>	<b>Terminated</b>	<b>Filed</b>	<b>Terminated</b>	<b>Filed</b>	<b>Terminated</b>	<b>Filed*</b>
<b>District 7</b>	<b>139,446</b>	<b>125,927</b>	<b>13,595</b>	<b>13,621</b>	<b>24,941</b>	<b>25,394</b>	<b>30,035</b>
Anne Arundel	139,446	125,927	13,595	13,621	24,941	25,394	30,035
<b>District 8</b>	<b>179,012</b>	<b>170,235</b>	<b>18,277</b>	<b>21,826</b>	<b>62,717</b>	<b>66,108</b>	<b>126,442</b>
Baltimore	179,012	170,235	18,277	21,826	62,717	66,108	126,442
<b>District 9</b>	<b>42,644</b>	<b>40,914</b>	<b>5,244</b>	<b>6,329</b>	<b>9,660</b>	<b>9,724</b>	<b>11,280</b>
Harford	42,644	40,914	5,244	6,329	9,660	9,724	11,280

	<b>Motor Vehicle</b>		<b>Criminal</b>		<b>Civil</b>		<b>Landlord-Tenant</b>
	<b>Filed</b>	<b>Terminated</b>	<b>Filed</b>	<b>Terminated</b>	<b>Filed</b>	<b>Terminated</b>	<b>Filed*</b>
<b>District 10</b>	<b>112,026</b>	<b>104,916</b>	<b>7,045</b>	<b>7,986</b>	<b>14,385</b>	<b>14,466</b>	<b>16,734</b>
Carroll	38,408	36,412	3,006	3,373	4,947	4,977	2,541
Howard	73,618	68,504	4,039	4,613	9,438	9,489	14,193
<b>District 11</b>	<b>72,052</b>	<b>72,215</b>	<b>8,699</b>	<b>9,192</b>	<b>14,788</b>	<b>14,687</b>	<b>13,948</b>
Frederick	44,406	43,525	3,864	4,211	6,931	6,833	6,388
Washington	27,646	28,690	4,835	4,981	7,857	7,854	7,560
<b>District 12</b>	<b>40,812</b>	<b>37,531</b>	<b>4,867</b>	<b>5,147</b>	<b>5,023</b>	<b>5,148</b>	<b>1,193</b>
Allegany	20,127	18,450	3,617	3,668	3,920	4,028	1,094
Garrett	20,685	19,081	1,250	1,479	1,103	1,120	99

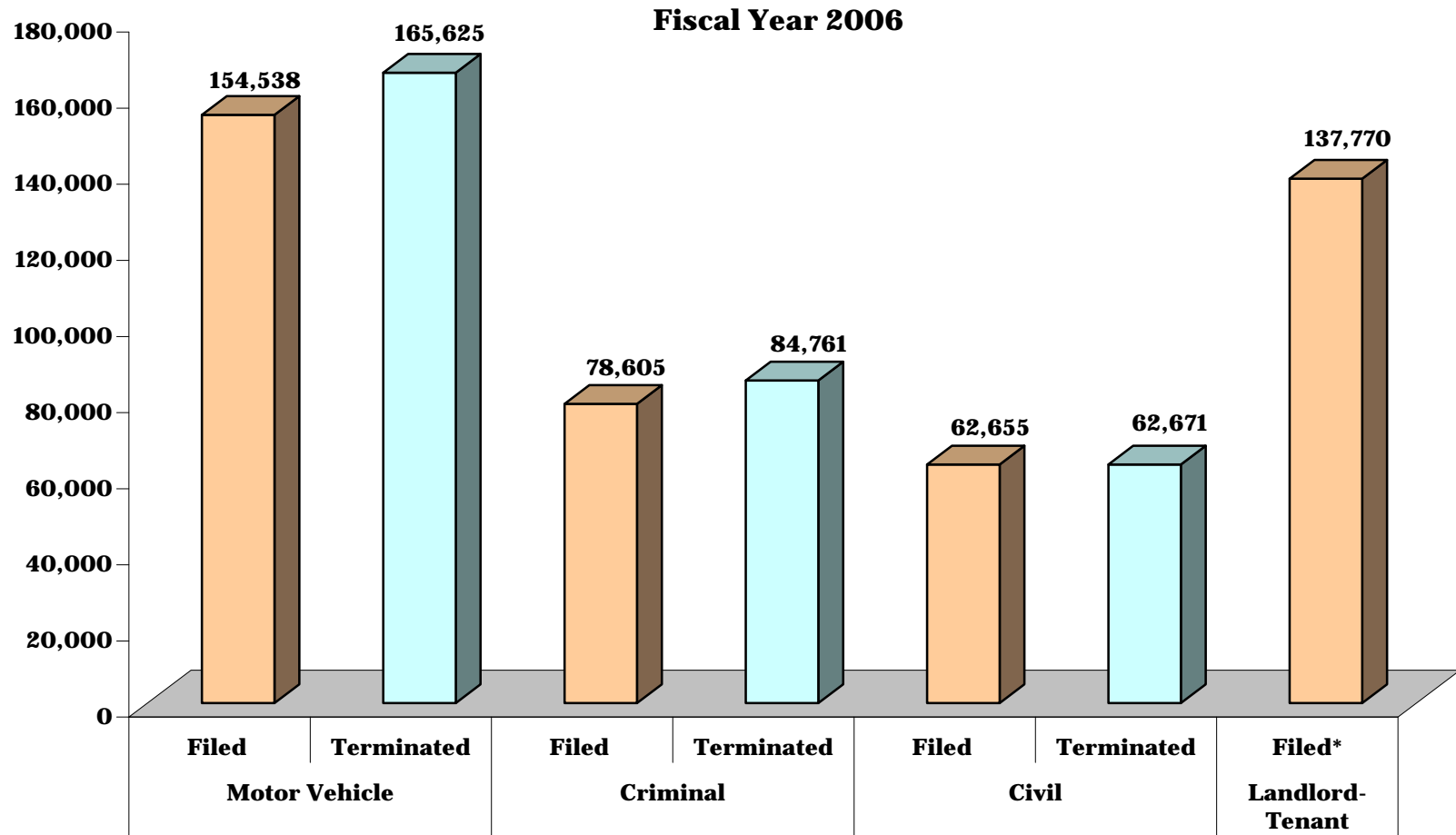
	<b>Motor Vehicle</b>		<b>Criminal</b>		<b>Civil</b>		<b>Landlord-Tenant</b>
	<b>Filed</b>	<b>Terminated</b>	<b>Filed</b>	<b>Terminated</b>	<b>Filed</b>	<b>Terminated</b>	<b>Filed*</b>
<b>State Totals</b>	<b>1,435,576</b>	<b>1,361,146</b>	<b>204,156</b>	<b>220,470</b>	<b>336,028</b>	<b>344,135</b>	<b>531,384</b>

\*Landlord-Tenant termination figures are not available.

**CHART DC-2.1  
DISTRICT COURT**

**DISTRICT 1 - Baltimore City**

**MOTOR VEHICLE, CRIMINAL AND CIVIL CASES**



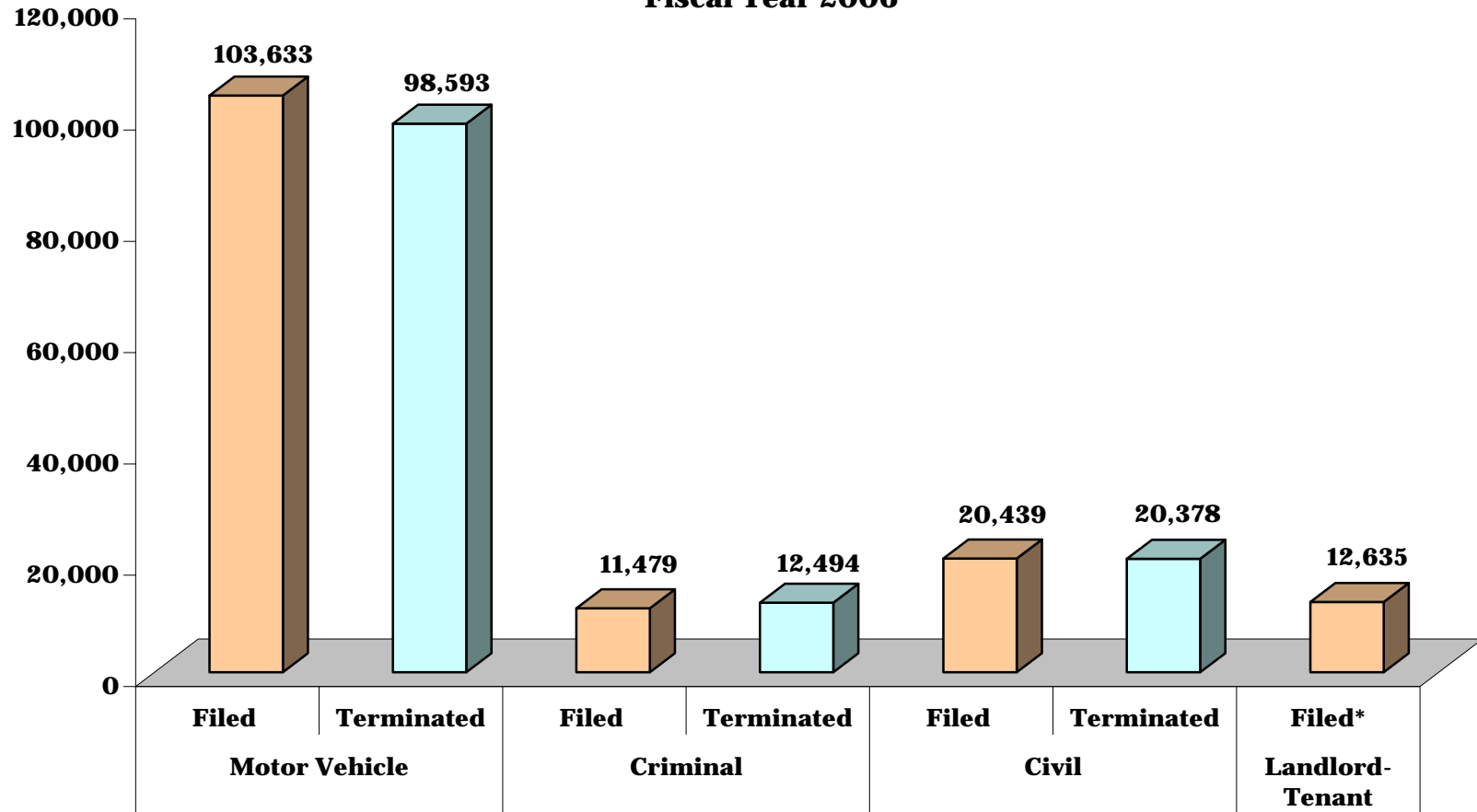
\*Landlord-Tenant termination figures are not available.

**CHART DC-2.2  
DISTRICT COURT**

**DISTRICT 2 - Dorchester, Somerset, Wicomico and Worcester Counties**

**MOTOR VEHICLE, CRIMINAL AND CIVIL CASES**

**Fiscal Year 2006**



\*Landlord-Tenant termination figures are not available.

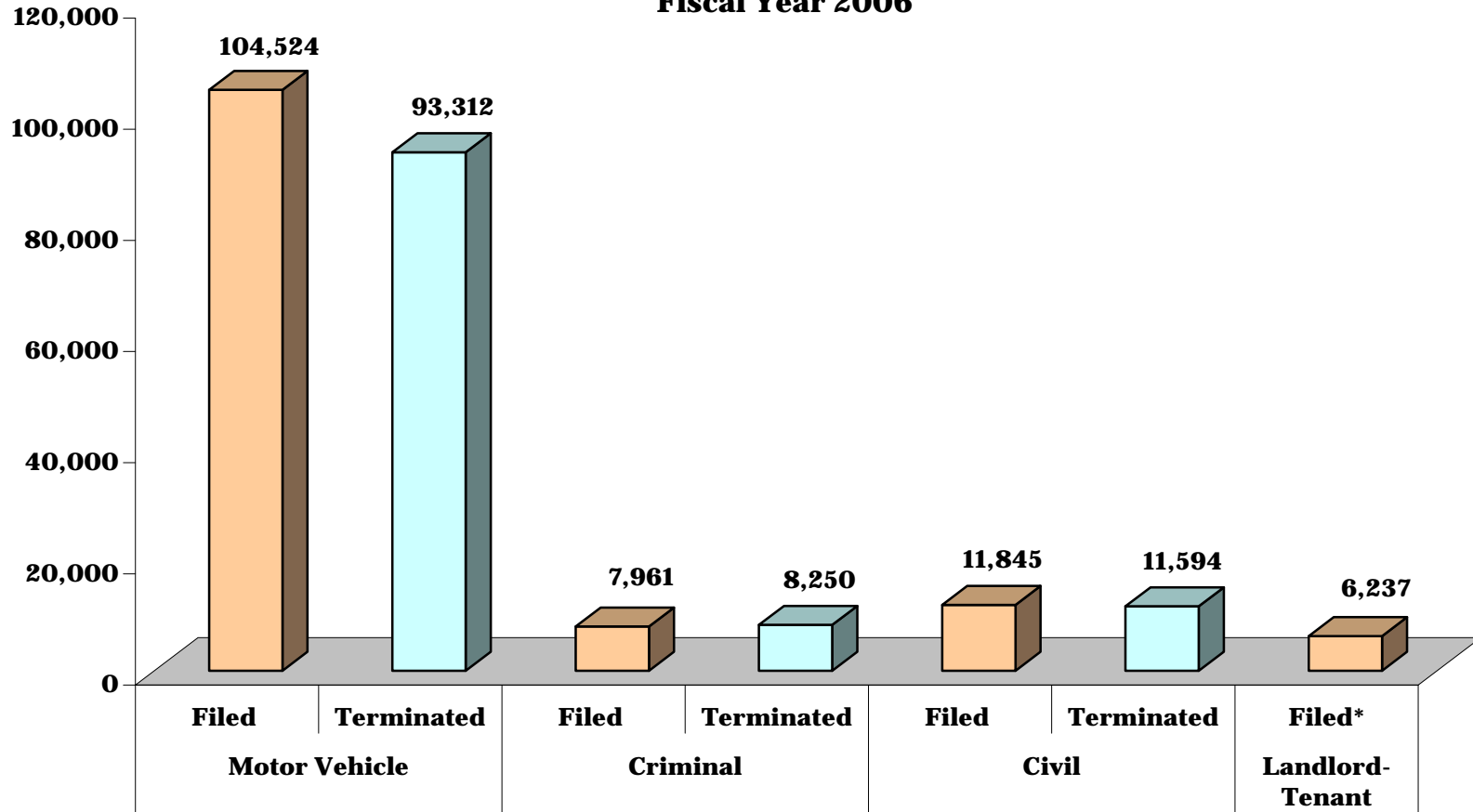


**CHART DC-2.3  
DISTRICT COURT**

**DISTRICT 3 - Caroline, Cecil, Kent, Queen Anne's and Talbot Counties**

**MOTOR VEHICLE, CRIMINAL AND CIVIL CASES**

**Fiscal Year 2006**



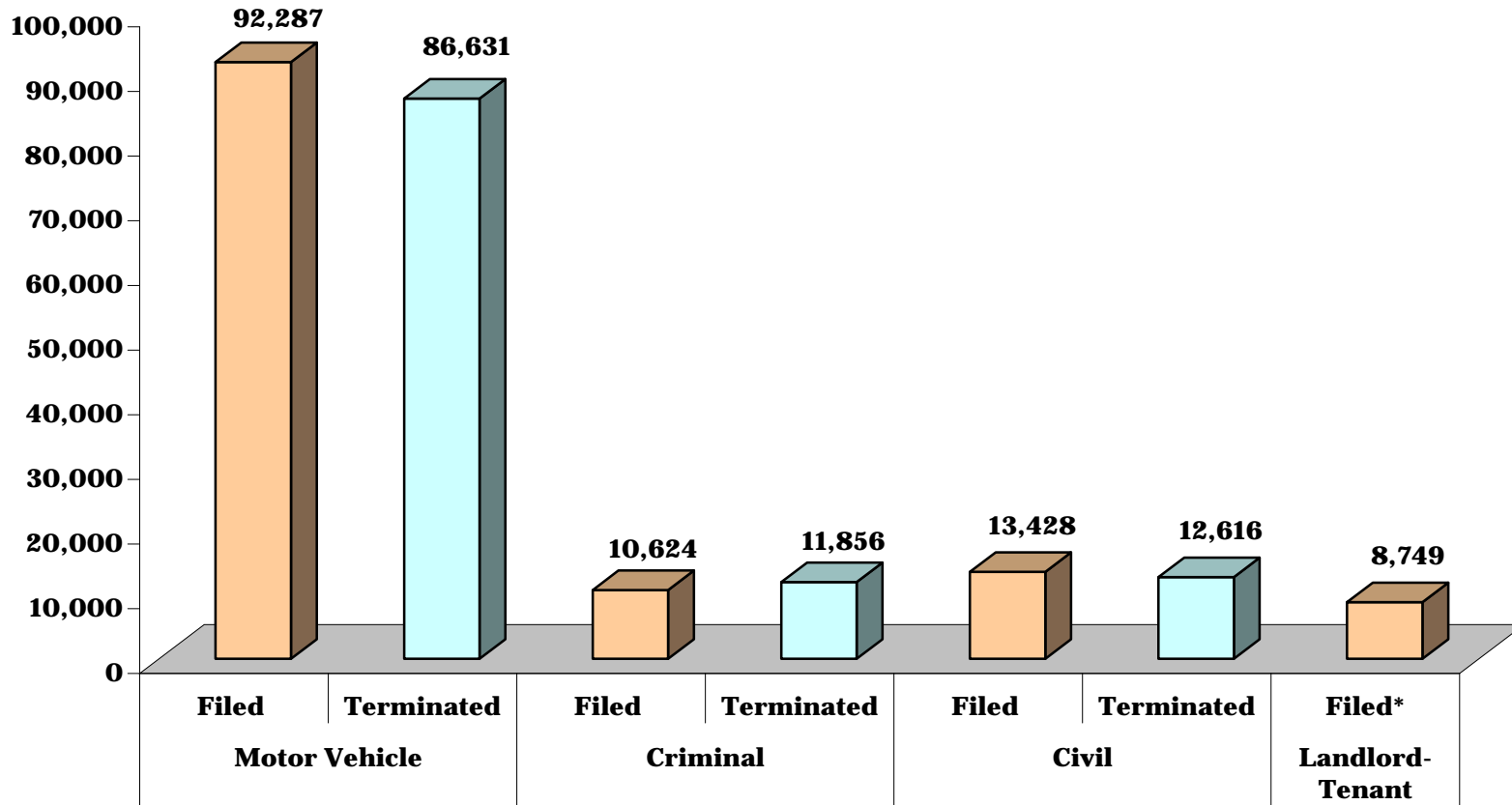
\*Landlord-Tenant termination figures are not available.

**CHART DC-2.4  
DISTRICT COURT**

**DISTRICT 4 - Calvert, Charles and St. Mary's Counties**

**MOTOR VEHICLE, CRIMINAL AND CIVIL CASES**

**Fiscal Year 2006**



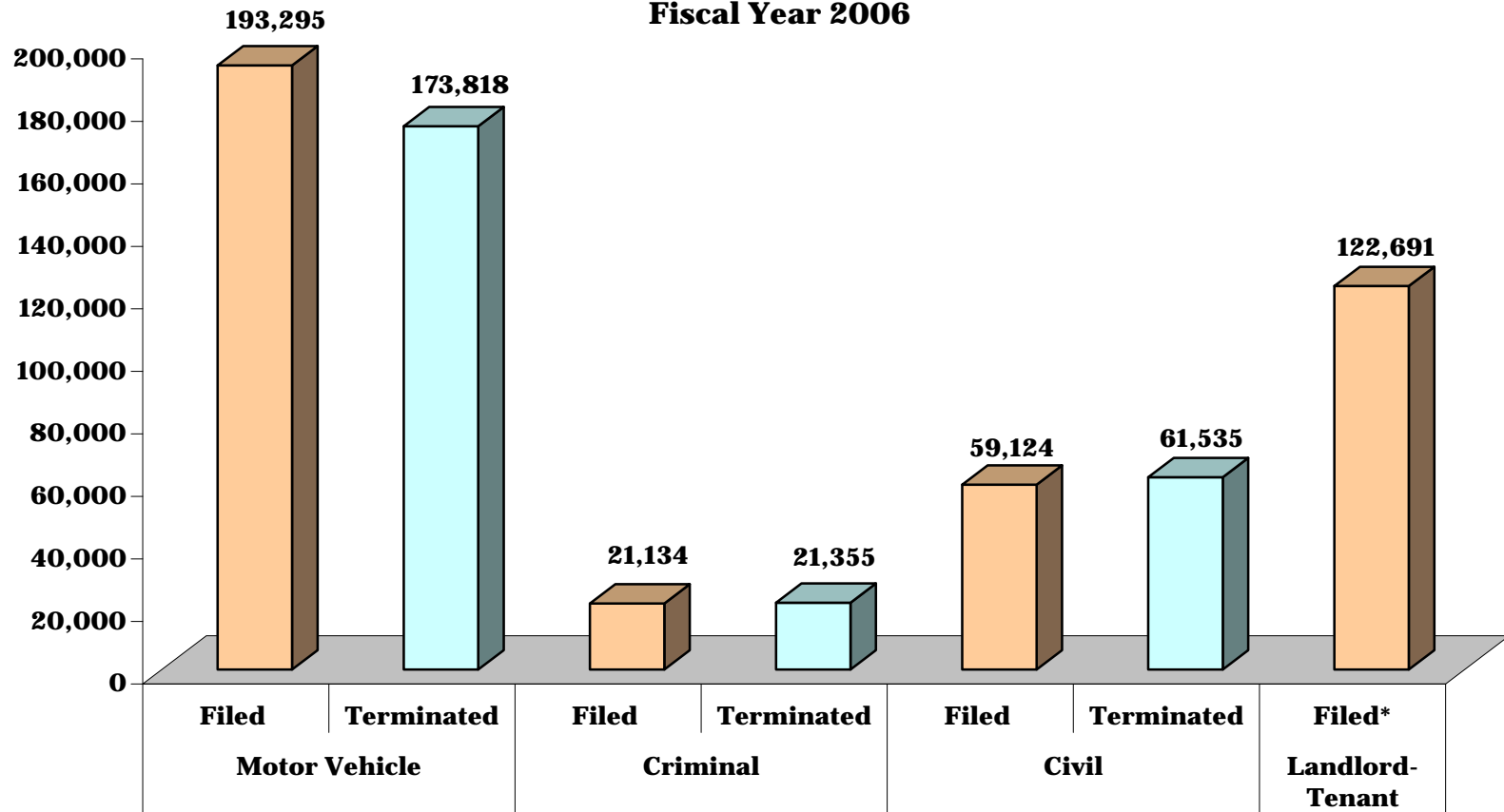
\*Landlord-Tenant termination figures are not available.

**CHART DC-2.5  
DISTRICT COURT**

**DISTRICT 5 - Prince George's County**

**MOTOR VEHICLE, CRIMINAL AND CIVIL CASES**

**Fiscal Year 2006**



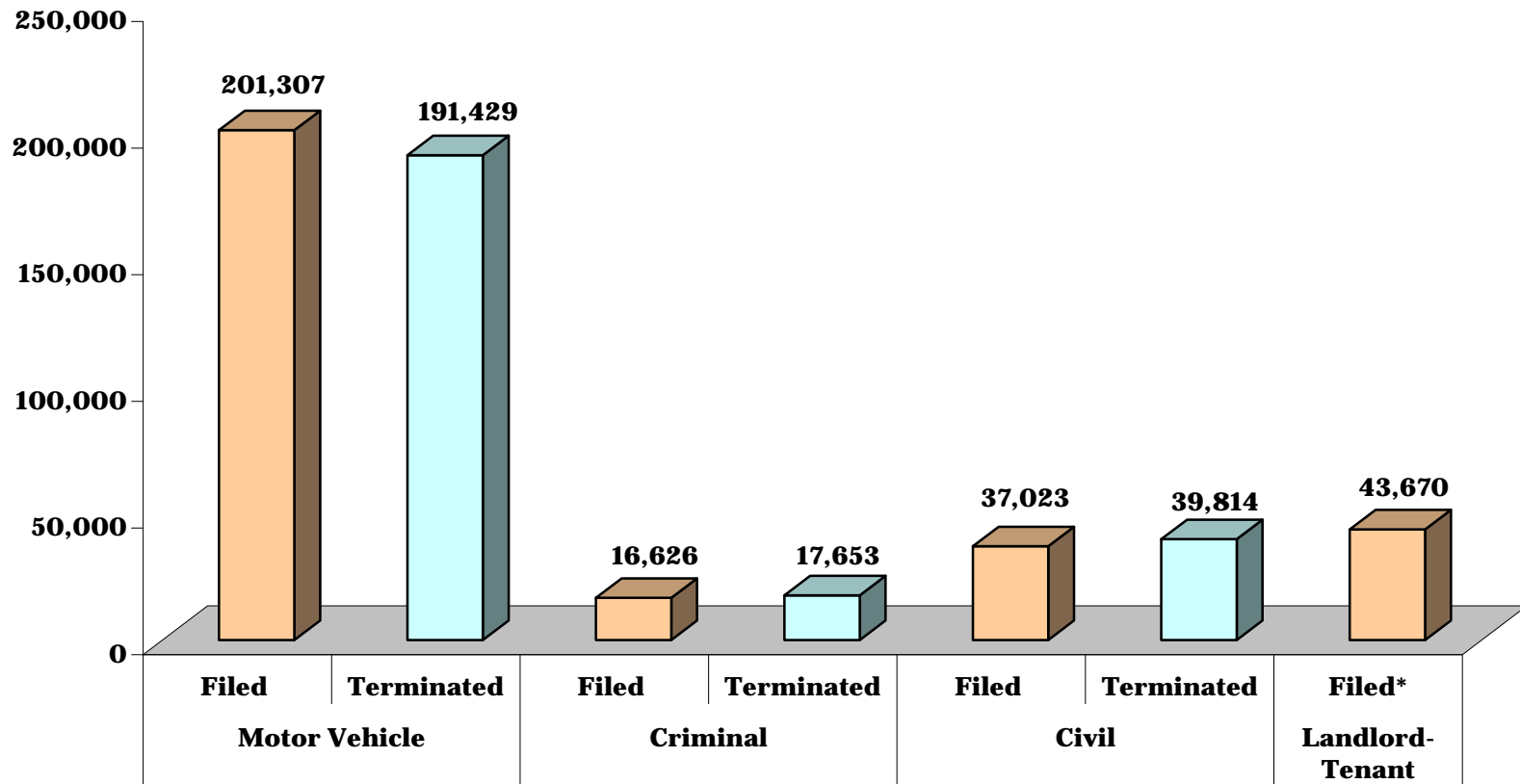
\*Landlord-Tenant termination figures are not available.

**CHART DC-2.6  
DISTRICT COURT**

**DISTRICT 6 - Montgomery County**

**MOTOR VEHICLE, CRIMINAL AND CIVIL CASES**

**Fiscal Year 2006**

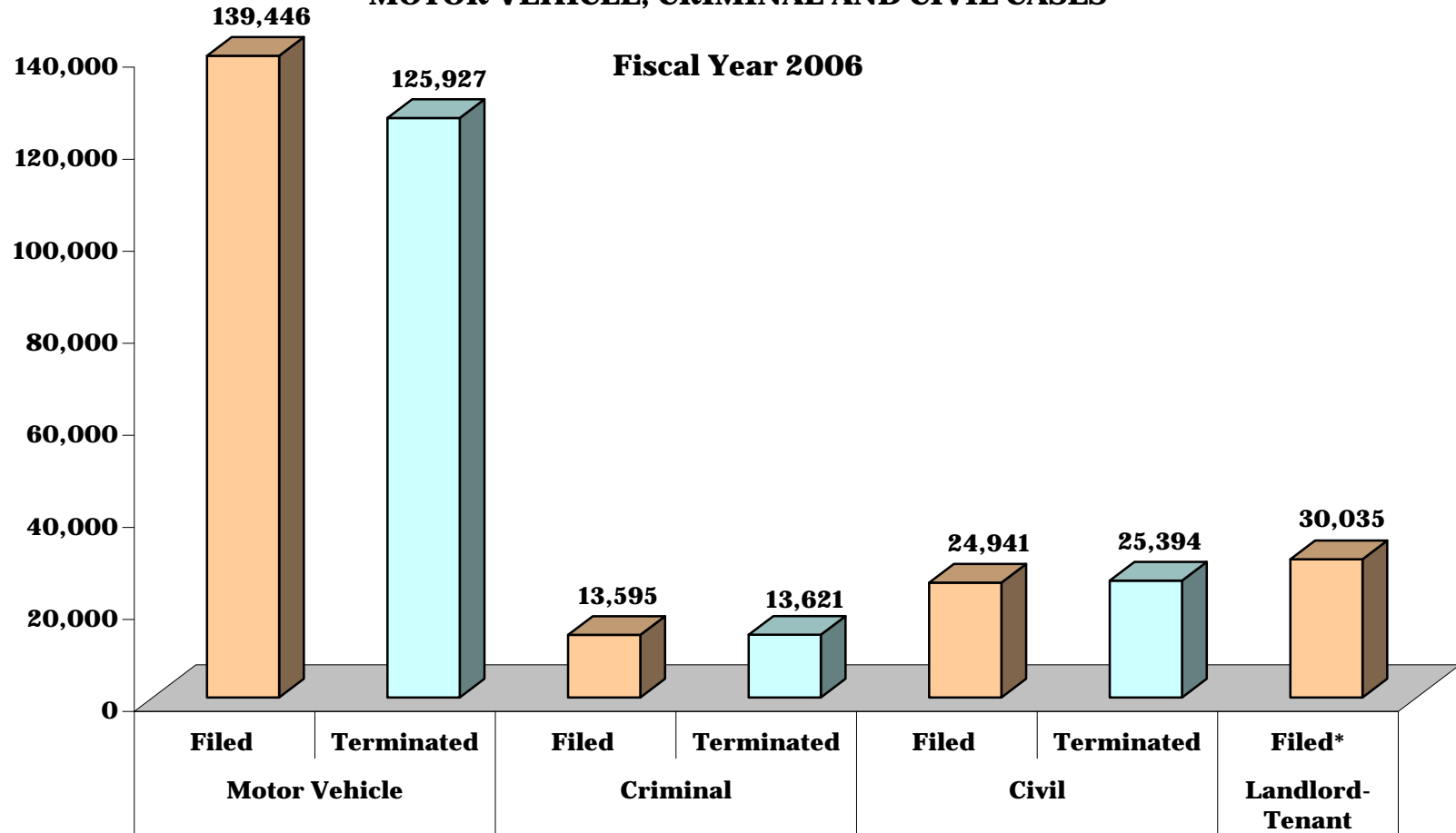


\*Landlord-Tenant termination figures are not available.

**CHART DC-2.7  
DISTRICT COURT**

**DISTRICT 7 - Anne Arundel County**

**MOTOR VEHICLE, CRIMINAL AND CIVIL CASES**

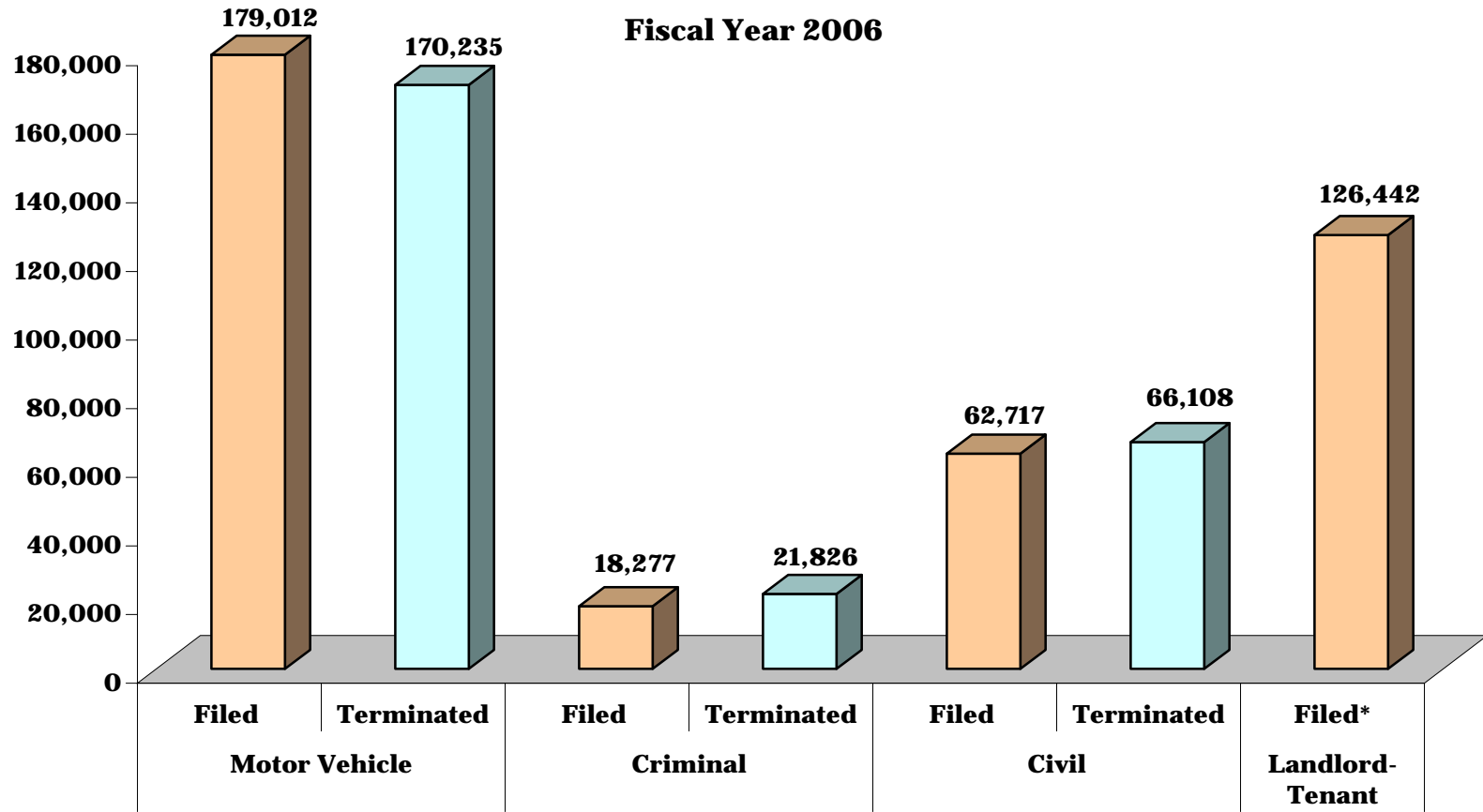


\*Landlord-Tenant termination figures are not available.

**CHART DC-2.8  
DISTRICT COURT**

**DISTRICT 8 - Baltimore County**

**MOTOR VEHICLE, CRIMINAL AND CIVIL CASES**



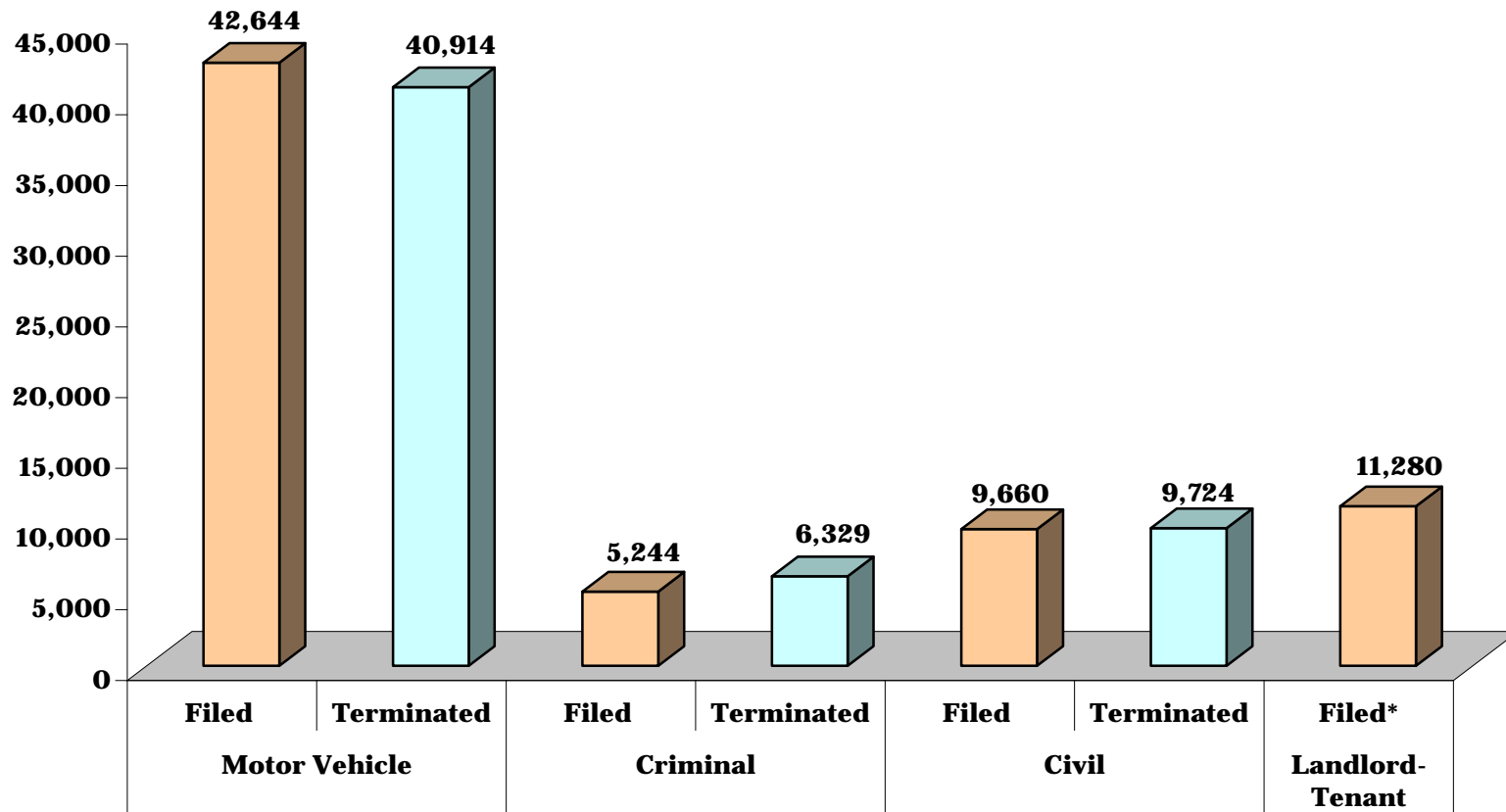
\*Landlord-Tenant termination figures are not available.

**CHART DC-2.9  
DISTRICT COURT**

**DISTRICT 9 - Harford County**

**MOTOR VEHICLE, CRIMINAL AND CIVIL CASES**

**Fiscal Year 2006**



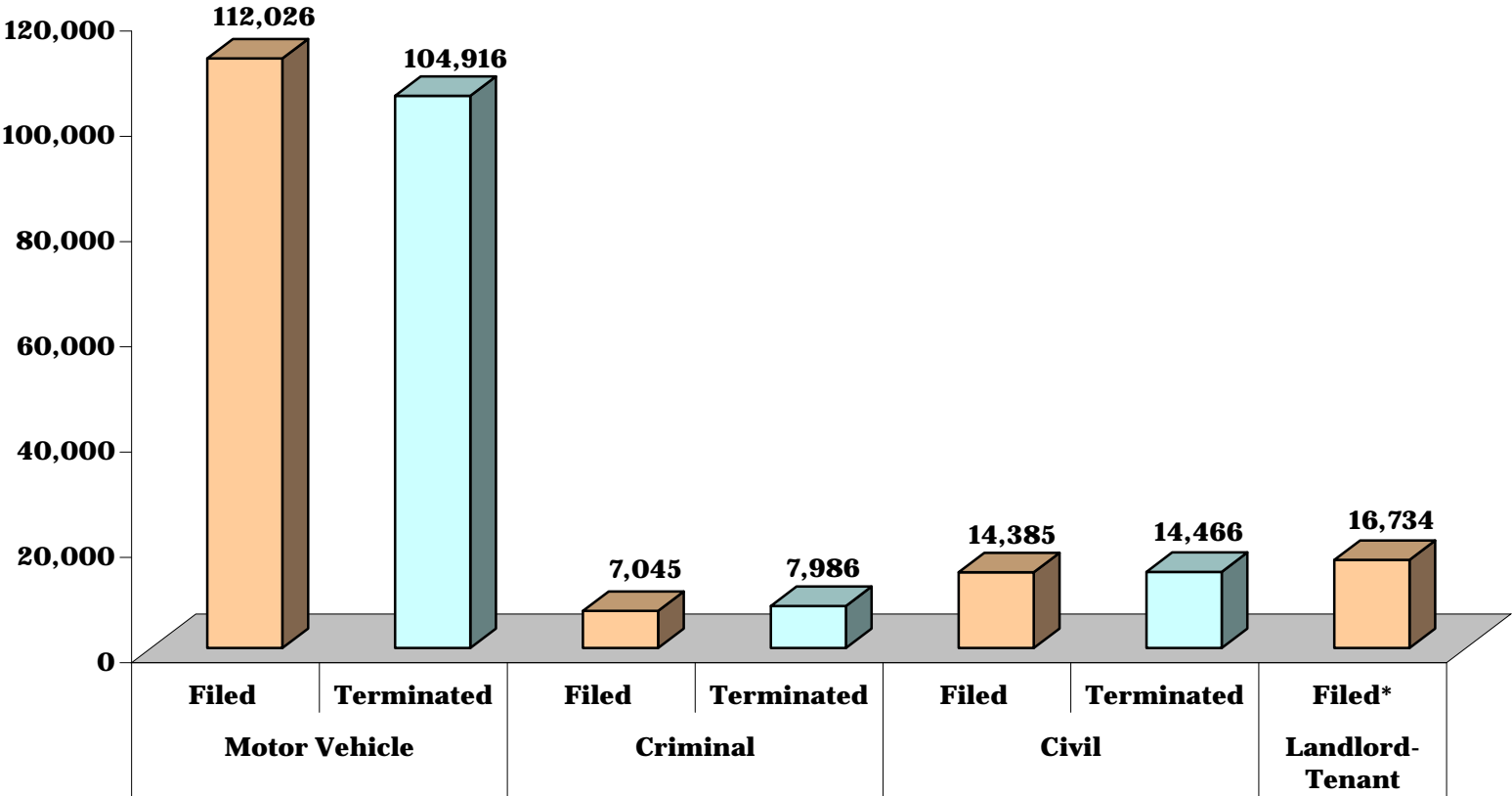
\*Landlord-Tenant termination figures are not available.

**CHART DC-2.10  
DISTRICT COURT**

**DISTRICT 10 - Carroll and Howard Counties**

**MOTOR VEHICLE, CRIMINAL AND CIVIL CASES**

**Fiscal Year 2006**



\*Landlord-Tenant termination figures are not available.

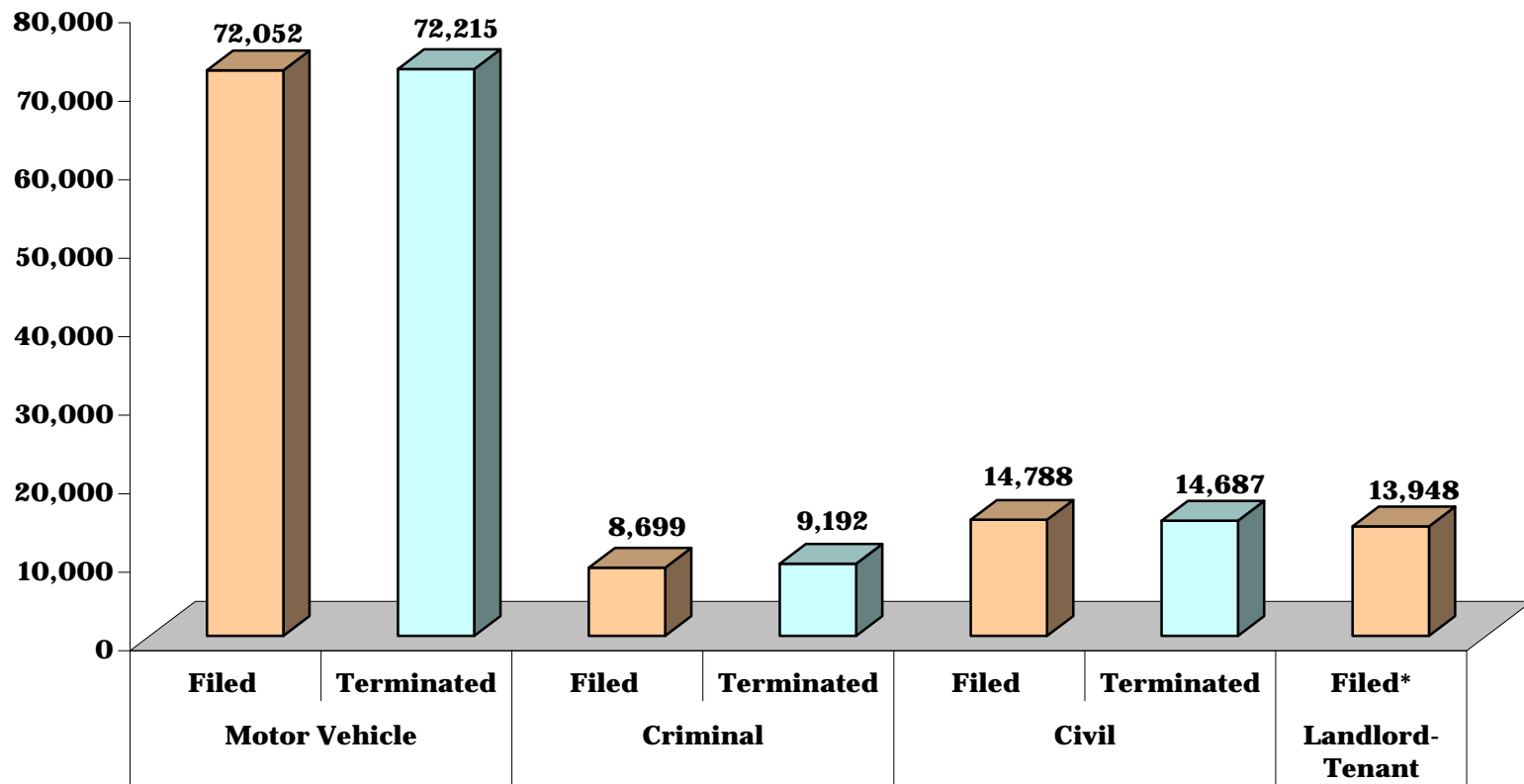


**CHART DC-2.11  
DISTRICT COURT**

**DISTRICT 11 - Frederick and Washington Counties**

**MOTOR VEHICLE, CRIMINAL AND CIVIL CASES**

**Fiscal Year 2006**



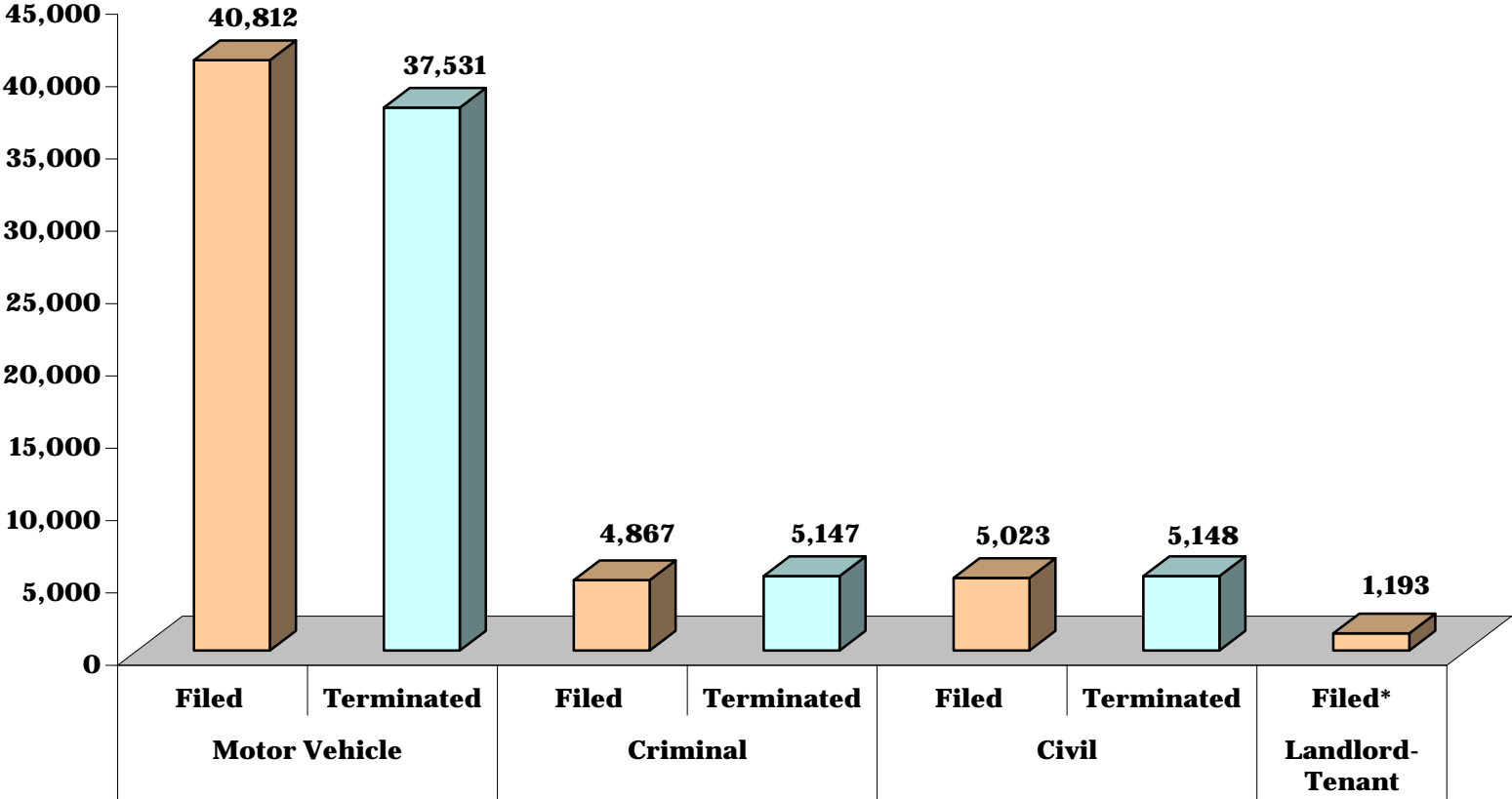
\*Landlord-Tenant termination figures are not available.

**CHART DC-2.12  
DISTRICT COURT**

**DISTRICT 12 - Allegany and Garrett Counties**

**MOTOR VEHICLE, CRIMINAL AND CIVIL CASES**

**Fiscal Year 2006**

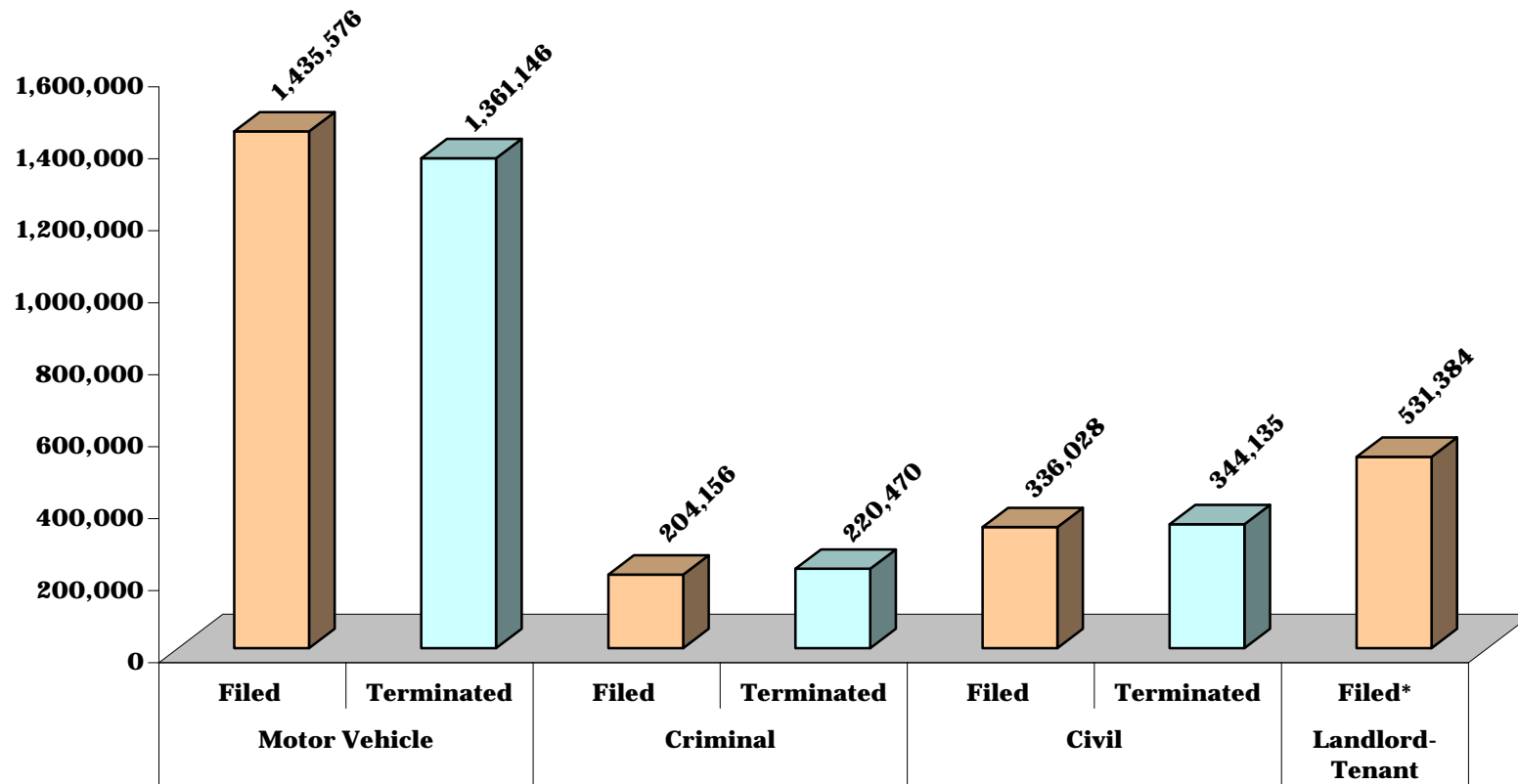


\*Landlord-Tenant termination figures are not available.

**CHART DC-2.13  
DISTRICT COURT**

**STATE TOTALS:  
MOTOR VEHICLE, CRIMINAL AND CIVIL CASES**

**Fiscal Year 2006**



\*Landlord-Tenant termination figures are not available.

**TABLE DC-3  
DISTRICT COURT**

**POPULATION AND CASES FILED AND TERMINATED  
PER DISTRICT COURT JUDGE**

**Fiscal Year 2006**

				Motor Vehicle		Criminal		Civil		Total	
	Population	Number of Judges	Population Per Judge	Filed	Terminated	Filed	Terminated	Filed	Terminated	Filed	Terminated
<b>District 1</b>	<b>636,000</b>	<b>27</b>	<b>23,556</b>	<b>5,724</b>	<b>6,134</b>	<b>2,911</b>	<b>3,139</b>	<b>6,874</b>	<b>7,188</b>	<b>15,509</b>	<b>16,461</b>
Baltimore City	636,000	27	23,556	5,724	6,134	2,911	3,139	6,874	7,188	15,509	16,461
<b>District 2</b>	<b>196,250</b>	<b>6</b>	<b>32,708</b>	<b>70,704</b>	<b>66,566</b>	<b>7,069</b>	<b>7,668</b>	<b>19,250</b>	<b>19,996</b>	<b>97,023</b>	<b>94,230</b>
Dorchester	31,300	1	31,300	15,880	13,826	1,530	1,735	4,304	4,262	21,714	19,823
Somerset	26,000	1	26,000	21,895	20,713	1,127	1,107	3,838	3,867	26,860	25,687
Wicomico	89,550	2	44,775	17,199	16,904	1,766	1,906	8,090	8,769	27,055	27,579
Worcester	49,400	2	24,700	15,730	15,123	2,646	2,920	3,018	3,098	21,394	21,141
<b>District 3</b>	<b>229,450</b>	<b>6</b>	<b>38,242</b>	<b>84,182</b>	<b>74,547</b>	<b>6,289</b>	<b>6,664</b>	<b>11,981</b>	<b>12,709</b>	<b>102,452</b>	<b>93,920</b>
Caroline	31,300	1	31,300	12,583	11,311	1,225	1,292	2,327	2,463	16,135	15,066
Cecil	97,300	2	48,650	20,343	18,765	1,672	1,586	3,482	3,796	25,497	24,147
Kent	19,650	1	19,650	9,068	7,423	659	764	1,563	1,626	11,290	9,813
Queen Anne's	45,950	1	45,950	24,535	21,022	1,234	1,429	1,956	2,040	27,725	24,491
Talbot	35,250	1	35,250	17,653	16,026	1,499	1,593	2,653	2,784	21,805	20,403

				Motor Vehicle		Criminal		Civil		Total	
	Population	Number of Judges	Population Per Judge	Filed	Terminated	Filed	Terminated	Filed	Terminated	Filed	Terminated
<b>District 4</b>	<b>324,000</b>	<b>5</b>	<b>64,800</b>	<b>58,975</b>	<b>55,363</b>	<b>6,924</b>	<b>7,706</b>	<b>10,328</b>	<b>11,959</b>	<b>76,227</b>	<b>75,028</b>
Calvert	88,750	2	44,375	10,801	10,732	1,364	1,631	2,028	2,159	14,193	14,522
Charles	138,700	2	69,350	22,513	20,537	2,337	2,520	4,084	4,407	28,934	27,464
St. Mary's	96,550	1	96,550	25,661	24,094	3,223	3,555	4,216	5,393	33,100	33,042
<b>District 5</b>	<b>850,500</b>	<b>15</b>	<b>56,700</b>	<b>12,886</b>	<b>11,588</b>	<b>1,409</b>	<b>1,424</b>	<b>10,925</b>	<b>11,597</b>	<b>25,220</b>	<b>24,609</b>
Prince George's	850,500	15	56,700	12,886	11,588	1,409	1,424	10,925	11,597	25,220	24,609
<b>District 6</b>	<b>930,500</b>	<b>11</b>	<b>84,591</b>	<b>18,301</b>	<b>17,403</b>	<b>1,511</b>	<b>1,605</b>	<b>6,773</b>	<b>7,403</b>	<b>26,585</b>	<b>26,411</b>
Montgomery	930,500	11	84,591	18,301	17,403	1,511	1,605	6,773	7,403	26,585	26,411

**POPULATION AND CASES FILED AND TERMINATED  
PER DISTRICT COURT JUDGE, page 2**

	Population	Number of Judges	Population Per Judge	Motor Vehicle		Criminal		Civil		Total	
				Filed	Terminated	Filed	Terminated	Filed	Terminated	Filed	Terminated
<b>District 7</b>	<b>512,000</b>	<b>9</b>	<b>56,889</b>	<b>15,494</b>	<b>13,992</b>	<b>1,511</b>	<b>1,513</b>	<b>5,477</b>	<b>5,808</b>	<b>22,482</b>	<b>21,313</b>
Anne Arundel	512,000	9	56,889	15,494	13,992	1,511	1,513	5,477	5,808	22,482	21,313
<b>District 8</b>	<b>785,600</b>	<b>13</b>	<b>60,431</b>	<b>13,770</b>	<b>13,095</b>	<b>1,406</b>	<b>1,679</b>	<b>13,578</b>	<b>14,443</b>	<b>28,754</b>	<b>29,217</b>
Baltimore	785,600	13	60,431	13,770	13,095	1,406	1,679	13,578	14,443	28,754	29,217
<b>District 9</b>	<b>238,750</b>	<b>4</b>	<b>59,688</b>	<b>10,661</b>	<b>10,229</b>	<b>1,311</b>	<b>1,582</b>	<b>4,726</b>	<b>4,979</b>	<b>16,698</b>	<b>16,790</b>
Harford	238,750	4	59,688	10,661	10,229	1,311	1,582	4,726	4,979	16,698	16,790

	Population	Number of Judges	Population Per Judge	Motor Vehicle		Criminal		Civil		Total	
				Filed	Terminated	Filed	Terminated	Filed	Terminated	Filed	Terminated
<b>District 10</b>	<b>439,200</b>	<b>7</b>	<b>62,743</b>	<b>33,928</b>	<b>31,907</b>	<b>2,311</b>	<b>2,610</b>	<b>7,492</b>	<b>7,994</b>	<b>43,731</b>	<b>42,511</b>
Carroll	169,000	2	84,500	19,204	18,206	1,503	1,687	3,191	3,479	23,898	23,372
Howard	270,200	5	54,040	14,724	13,701	808	923	4,301	4,515	19,833	19,139
<b>District 11</b>	<b>362,900</b>	<b>5</b>	<b>72,580</b>	<b>28,625</b>	<b>28,853</b>	<b>3,706</b>	<b>3,895</b>	<b>10,354</b>	<b>10,916</b>	<b>42,685</b>	<b>43,664</b>
Frederick	221,850	3	73,950	14,802	14,508	1,288	1,404	3,835	4,059	19,925	19,971
Washington	141,050	2	70,525	13,823	14,345	2,418	2,491	6,519	6,857	22,760	23,693
<b>District 12</b>	<b>104,050</b>	<b>3</b>	<b>34,683</b>	<b>30,749</b>	<b>28,306</b>	<b>3,059</b>	<b>3,313</b>	<b>2,956</b>	<b>3,375</b>	<b>36,764</b>	<b>34,994</b>
Allegany	73,900	2	36,950	10,064	9,225	1,809	1,834	2,139	2,423	14,012	13,482
Garrett	30,150	1	30,150	20,685	19,081	1,250	1,479	817	952	22,752	21,512

	Population	Number of Judges	Population Per Judge	Motor Vehicle		Criminal		Civil		Total	
				Filed	Terminated	Filed	Terminated	Filed	Terminated	Filed	Terminated
<b>State Totals</b>	<b>5,609,200</b>	<b>111</b>	<b>50,533</b>	<b>12,933</b>	<b>12,263</b>	<b>1,839</b>	<b>1,986</b>	<b>7,117</b>	<b>7,545</b>	<b>21,889</b>	<b>21,794</b>

\*Chief Judge of District Court not included in statistics. Number of judgeships as of July 1, 2005.

\*\*Population estimates for July 1, 2006, issued by the State of Maryland Department of Planning.

**TABLE DC-4.1  
DISTRICT COURT**

**MOTOR VEHICLE CASES FILED AND PROCESSED**

**Fiscal Year 2006**

	<b>Payable, Must Appear &amp; Sec. 21-902 Cases</b>				<b>Other Cases</b>		<b>Totals</b>	
	<b>Filed</b>	<b>Tried</b>	<b>Paid</b>	<b>Other Dispositions</b>	<b>Filed</b>	<b>Terminated</b>	<b>Filed</b>	<b>Terminated</b>
<b>District 1</b>	<b>136,122</b>	<b>51,665</b>	<b>60,384</b>	<b>34,568</b>	<b>18,416</b>	<b>19,008</b>	<b>154,538</b>	<b>165,625</b>
Baltimore City	136,122	51,665	60,384	34,568	18,416	19,008	154,538	165,625
<b>District 2</b>	<b>102,536</b>	<b>19,336</b>	<b>62,472</b>	<b>15,711</b>	<b>1,097</b>	<b>1,074</b>	<b>103,633</b>	<b>98,593</b>
Dorchester	15,777	3,566	8,275	1,876	103	109	15,880	13,826
Somerset	21,708	2,662	16,062	1,790	187	199	21,895	20,713
Wicomico	34,270	7,544	19,956	6,171	128	137	34,398	33,808
Worcester	30,781	5,564	18,179	5,874	679	629	31,460	30,246
<b>District 3</b>	<b>103,680</b>	<b>22,290</b>	<b>56,278</b>	<b>13,888</b>	<b>844</b>	<b>856</b>	<b>104,524</b>	<b>93,312</b>
Caroline	12,551	3,393	6,352	1,531	32	35	12,583	11,311
Cecil	40,395	5,688	26,301	5,251	290	290	40,685	37,530
Kent	8,933	1,788	4,283	1,217	135	135	9,068	7,423
Queen Anne's	24,376	6,027	11,071	3,757	159	167	24,535	21,022
Talbot	17,425	5,394	8,271	2,132	228	229	17,653	16,026

	<b>Payable, Must Appear &amp; Sec. 21-902 Cases</b>				<b>Other Cases</b>		<b>Totals</b>	
	<b>Filed</b>	<b>Tried</b>	<b>Paid</b>	<b>Other Dispositions</b>	<b>Filed</b>	<b>Terminated</b>	<b>Filed</b>	<b>Terminated</b>
<b>District 4</b>	<b>91,400</b>	<b>17,977</b>	<b>46,801</b>	<b>20,951</b>	<b>887</b>	<b>902</b>	<b>92,287</b>	<b>86,631</b>
Calvert	21,343	5,563	10,339	5,280	258	281	21,601	21,463
Charles	44,792	10,081	24,033	6,689	233	271	45,025	41,074
St. Mary's	25,265	2,333	12,429	8,982	396	350	25,661	24,094
<b>District 5</b>	<b>186,653</b>	<b>44,881</b>	<b>78,281</b>	<b>44,037</b>	<b>6,642</b>	<b>6,619</b>	<b>193,295</b>	<b>173,818</b>
Prince George's	186,653	44,881	78,281	44,037	6,642	6,619	193,295	173,818
<b>District 6</b>	<b>192,225</b>	<b>48,300</b>	<b>105,572</b>	<b>28,475</b>	<b>9,082</b>	<b>9,082</b>	<b>201,307</b>	<b>191,429</b>
Montgomery	192,225	48,300	105,572	28,475	9,082	9,082	201,307	191,429

**MOTOR VEHICLE CASES FILED AND PROCESSED, page 2**

	<b>Payable, Must Appear &amp; Sec. 21-902 Cases</b>				<b>Other Cases</b>		<b>Totals</b>	
	<b>Filed</b>	<b>Tried</b>	<b>Paid</b>	<b>Other Dispositions</b>	<b>Filed</b>	<b>Terminated</b>	<b>Filed</b>	<b>Terminated</b>
<b>District 7</b>	<b>136,946</b>	<b>33,317</b>	<b>59,885</b>	<b>30,239</b>	<b>2,500</b>	<b>2,486</b>	<b>139,446</b>	<b>125,927</b>
Anne Arundel	136,946	33,317	59,885	30,239	2,500	2,486	139,446	125,927
<b>District 8</b>	<b>175,406</b>	<b>59,222</b>	<b>72,887</b>	<b>34,543</b>	<b>3,606</b>	<b>3,583</b>	<b>179,012</b>	<b>170,235</b>
Baltimore	175,406	59,222	72,887	34,543	3,606	3,583	179,012	170,235
<b>District 9</b>	<b>42,272</b>	<b>12,777</b>	<b>20,315</b>	<b>7,465</b>	<b>372</b>	<b>357</b>	<b>42,644</b>	<b>40,914</b>
Harford	42,272	12,777	20,315	7,465	372	357	42,644	40,914

	<b>Payable, Must Appear &amp; Sec. 21-902 Cases</b>				<b>Other Cases</b>		<b>Totals</b>	
	<b>Filed</b>	<b>Tried</b>	<b>Paid</b>	<b>Other Dispositions</b>	<b>Filed</b>	<b>Terminated</b>	<b>Filed</b>	<b>Terminated</b>
<b>District 10</b>	<b>111,114</b>	<b>32,196</b>	<b>55,803</b>	<b>15,977</b>	<b>912</b>	<b>940</b>	<b>112,026</b>	<b>104,916</b>
Carroll	38,302	11,563	17,984	6,762	106	103	38,408	36,412
Howard	72,812	20,633	37,819	9,215	806	837	73,618	68,504
<b>District 11</b>	<b>71,057</b>	<b>16,877</b>	<b>41,868</b>	<b>12,509</b>	<b>995</b>	<b>961</b>	<b>72,052</b>	<b>72,215</b>
Frederick	43,822	10,450	25,234	7,256	584	585	44,406	43,525
Washington	27,235	6,427	16,634	5,253	411	376	27,646	28,690
<b>District 12</b>	<b>40,107</b>	<b>4,771</b>	<b>27,836</b>	<b>4,280</b>	<b>705</b>	<b>644</b>	<b>40,812</b>	<b>37,531</b>
Allegany	19,968	3,017	12,436	2,839	159	158	20,127	18,450
Garrett	20,139	1,754	15,400	1,441	546	486	20,685	19,081

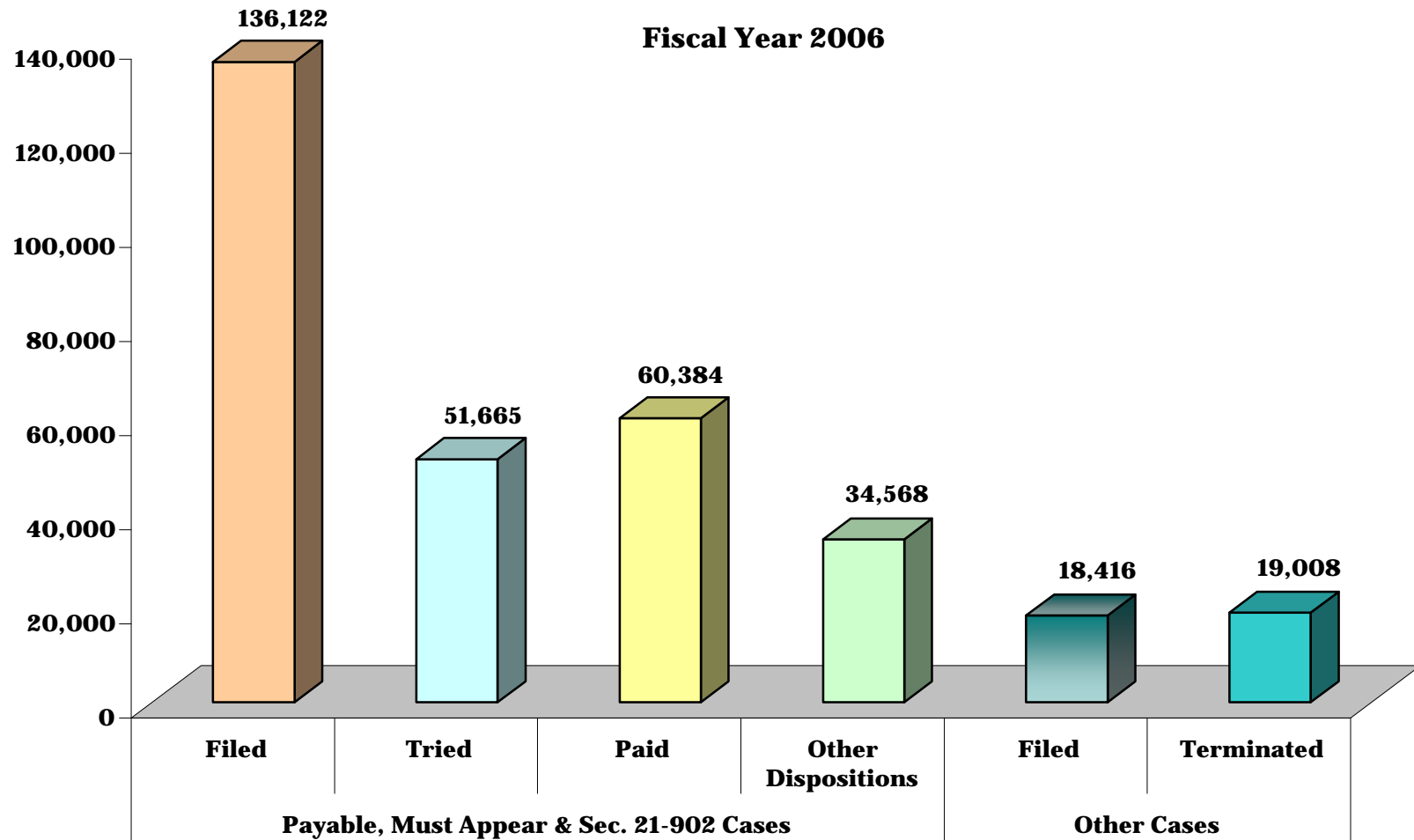
	<b>Payable, Must Appear &amp; Sec. 21-902 Cases</b>				<b>Other Cases</b>		<b>Totals</b>	
	<b>Filed</b>	<b>Tried</b>	<b>Paid</b>	<b>Other Dispositions</b>	<b>Filed</b>	<b>Terminated</b>	<b>Filed</b>	<b>Terminated</b>
<b>State Totals</b>	<b>1,389,518</b>	<b>363,609</b>	<b>688,382</b>	<b>262,643</b>	<b>46,058</b>	<b>46,512</b>	<b>1,435,576</b>	<b>1,361,146</b>

**CHART DC-4.1.1  
DISTRICT COURT**

**DISTRICT 1 - Baltimore City**

**MOTOR VEHICLE CASES FILED AND PROCESSED**

**Fiscal Year 2006**



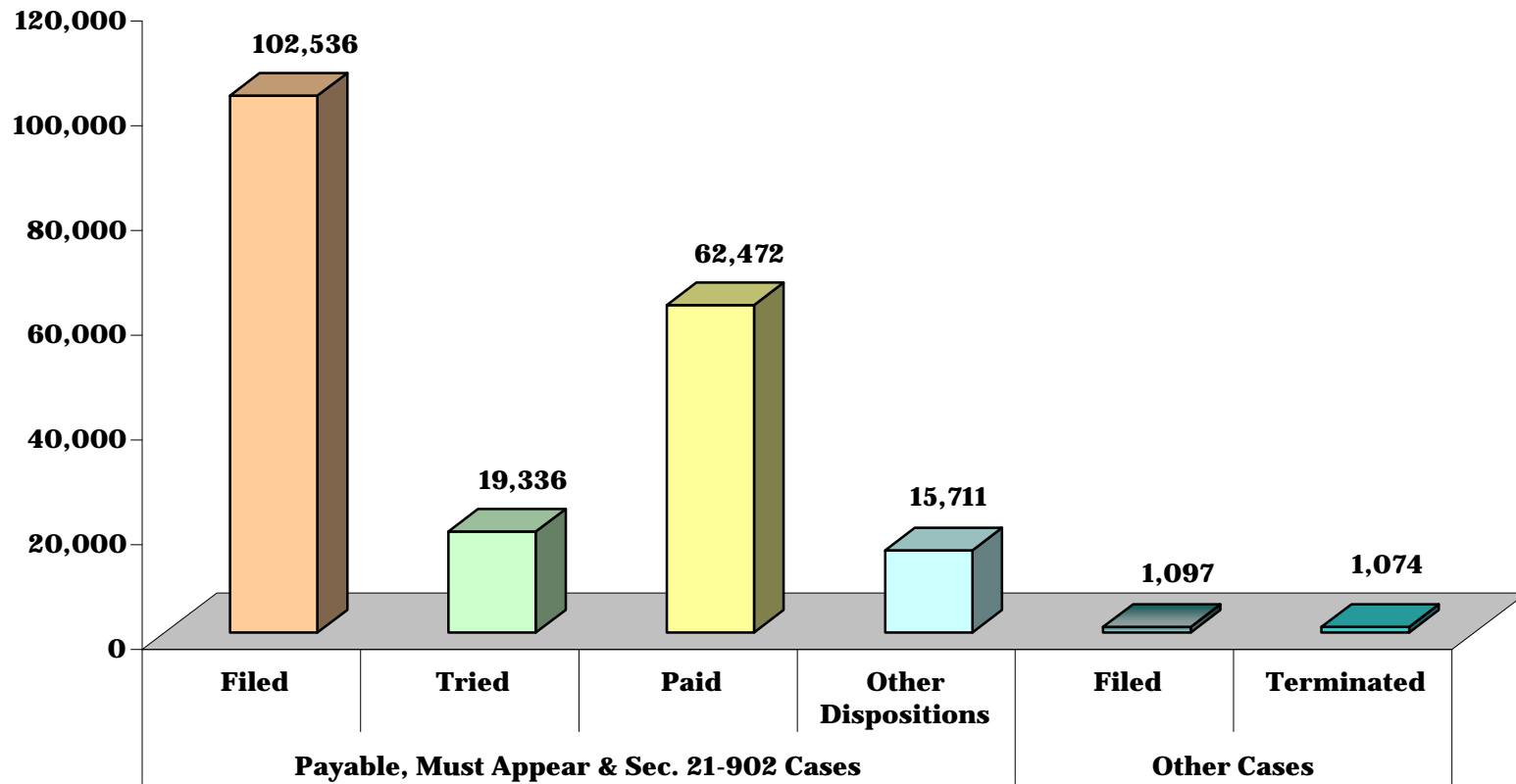


**CHART DC-4.1.2  
DISTRICT COURT**

**DISTRICT 2 - Dorchester, Somerset, Wicomico and Worcester Counties**

**MOTOR VEHICLE CASES FILED AND PROCESSED**

**Fiscal Year 2006**

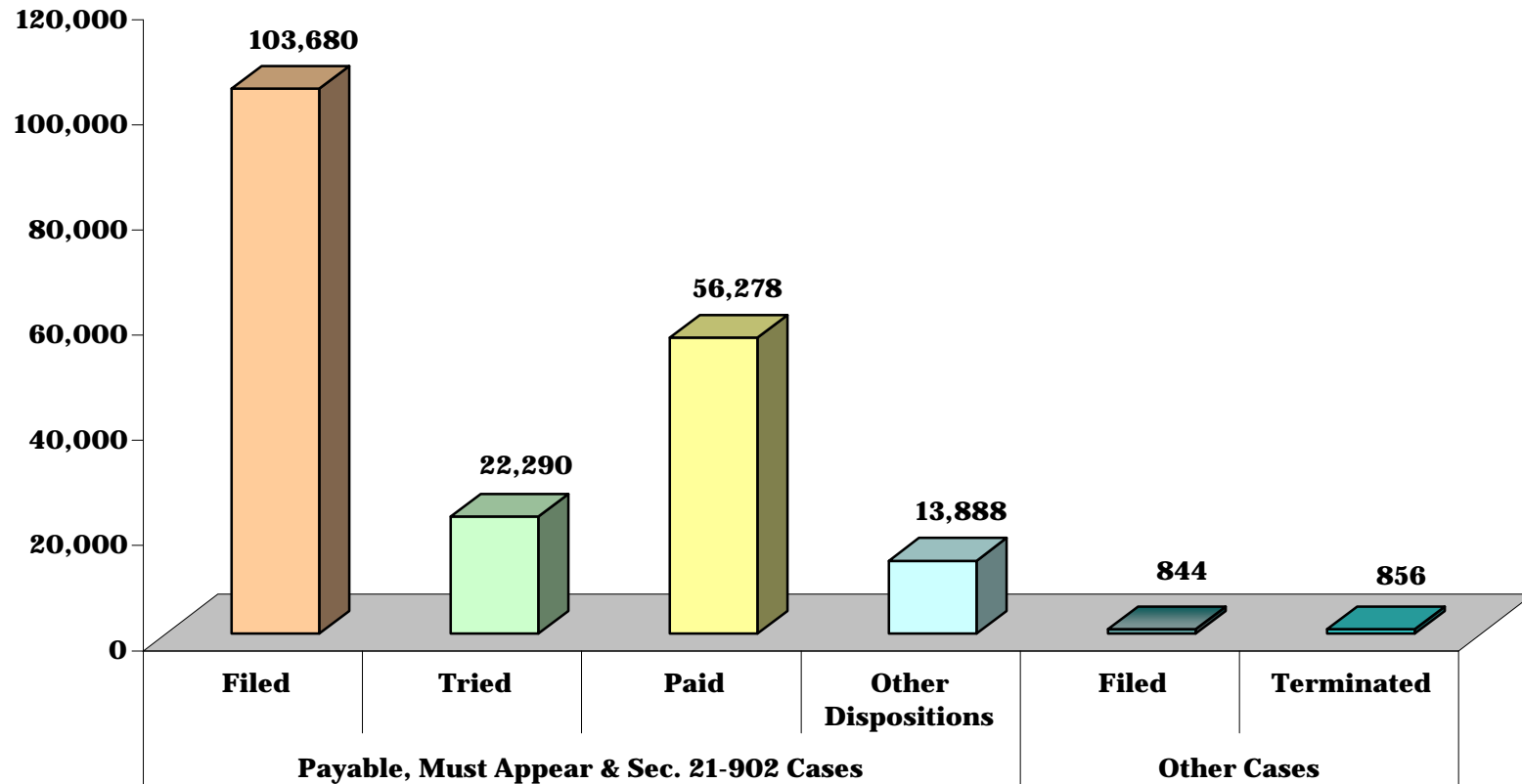


**CHART DC-4.1.3  
DISTRICT COURT**

**DISTRICT 3 - Caroline, Cecil, Kent, Queen Anne's and Talbot Counties**

**MOTOR VEHICLE CASES FILED AND PROCESSED**

**Fiscal Year 2006**

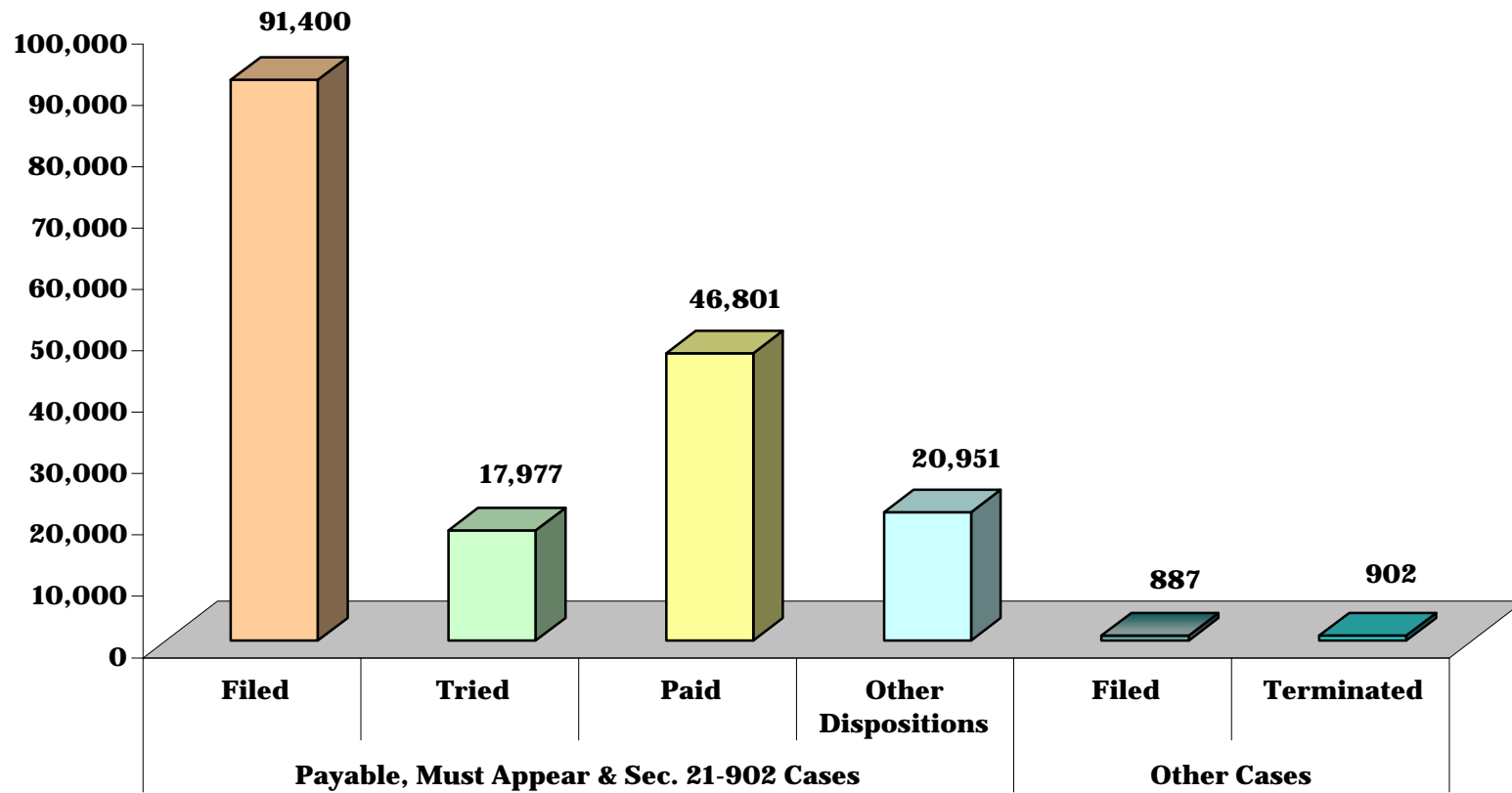


**CHART DC-4.1.4  
DISTRICT COURT**

**DISTRICT 4 - Calvert, Charles and St. Mary's Counties**

**MOTOR VEHICLE CASES FILED AND PROCESSED**

**Fiscal Year 2006**

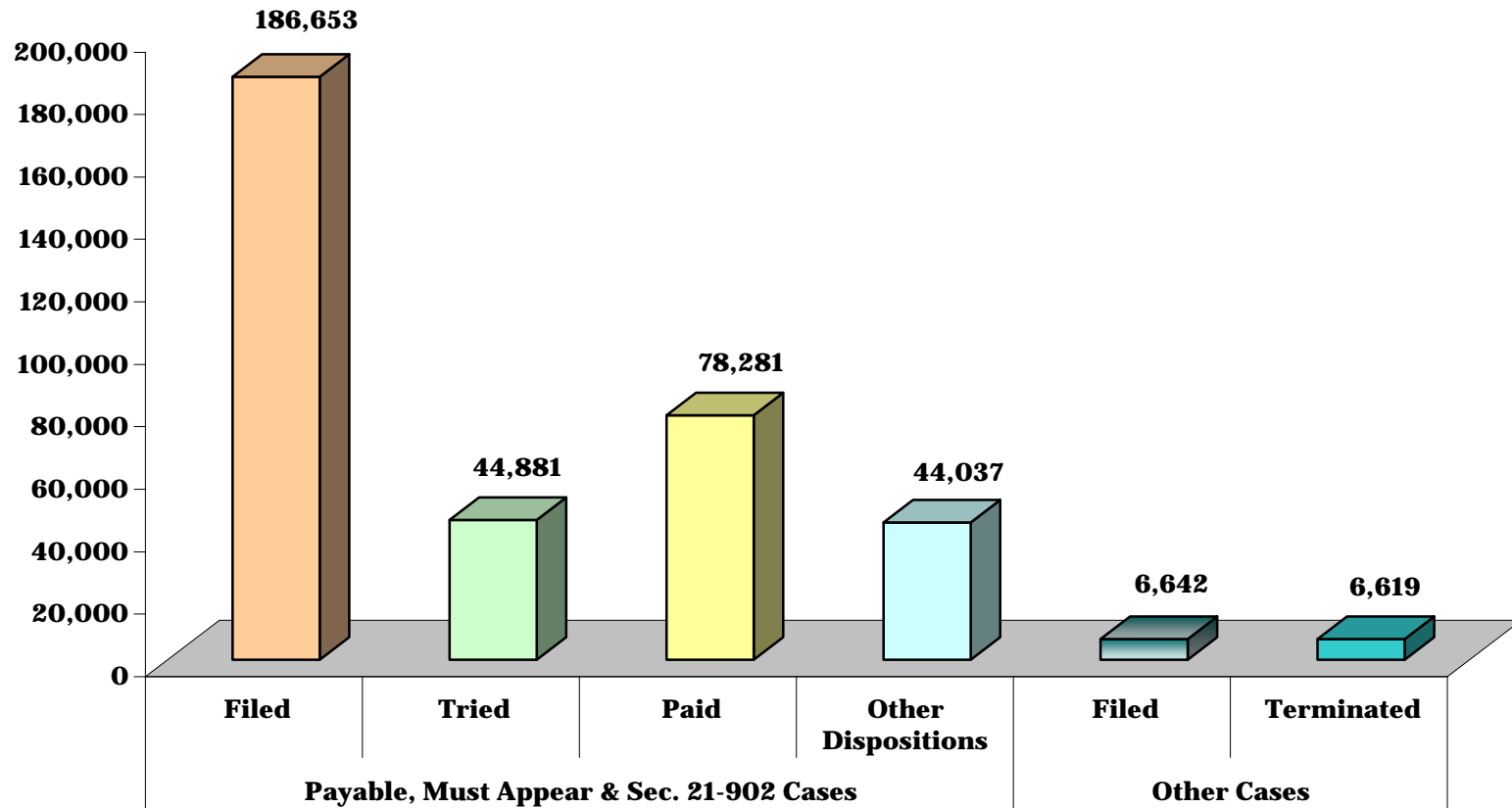


**CHART DC-4.1.5  
DISTRICT COURT**

**DISTRICT 5 - Prince George's County**

**MOTOR VEHICLE CASES FILED AND PROCESSED**

**Fiscal Year 2006**

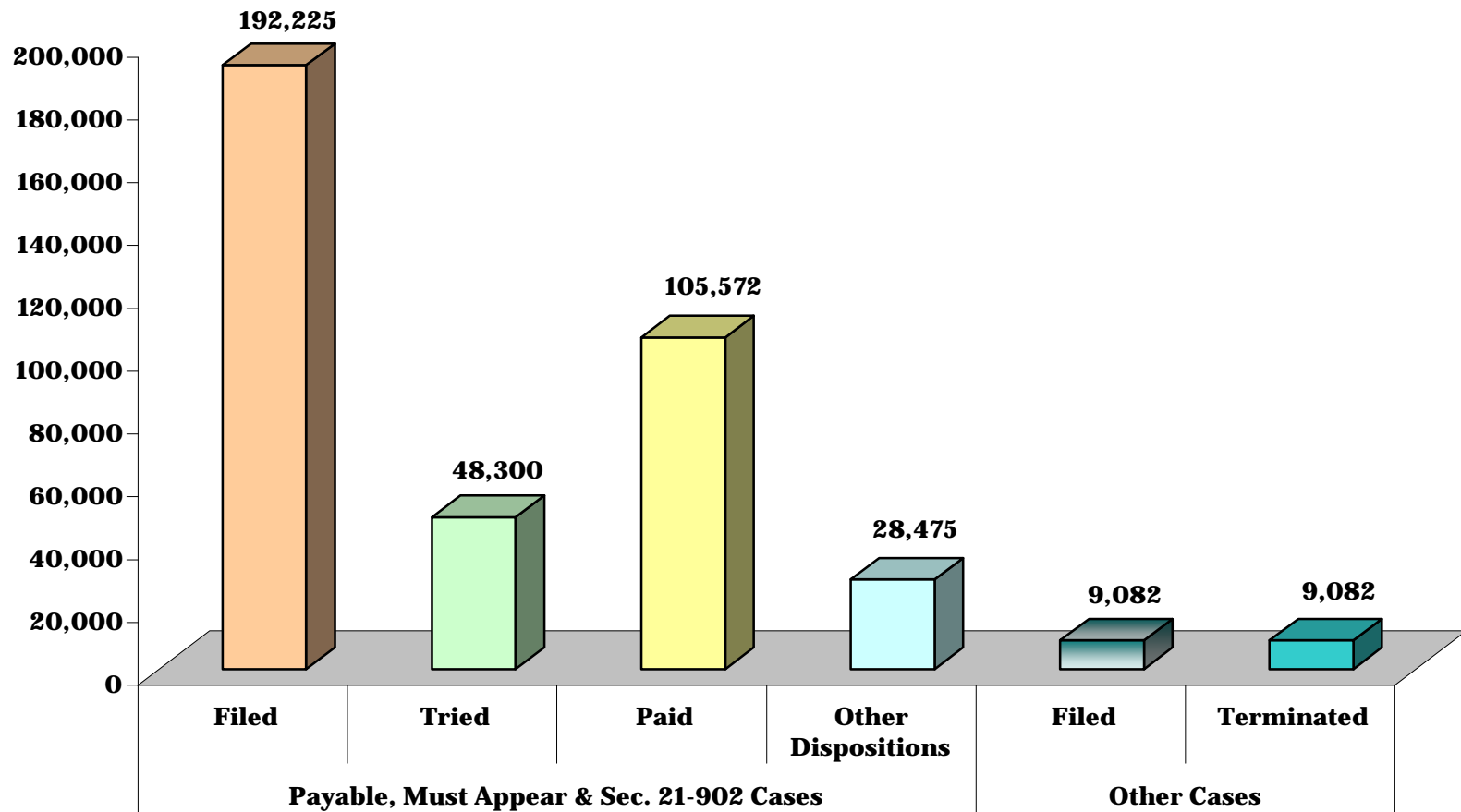


**CHART DC-4.1.6  
DISTRICT COURT**

**DISTRICT 6 - Montgomery County**

**MOTOR VEHICLE CASES FILED AND PROCESSED**

**Fiscal Year 2006**

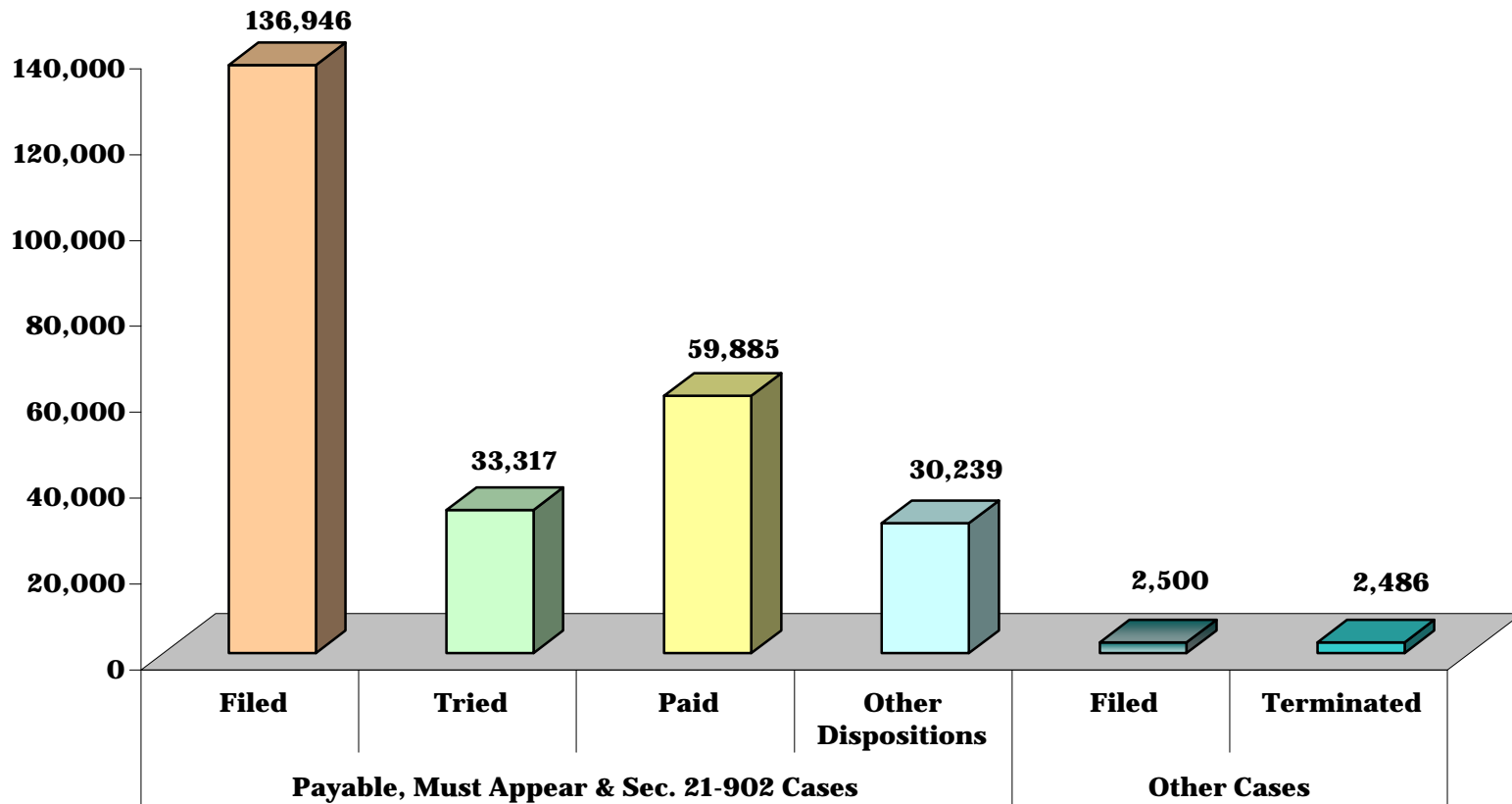


**CHART DC-4.1.7  
DISTRICT COURT**

**DISTRICT 7 - Anne Arundel County**

**MOTOR VEHICLE CASES FILED AND PROCESSED**

**Fiscal Year 2006**

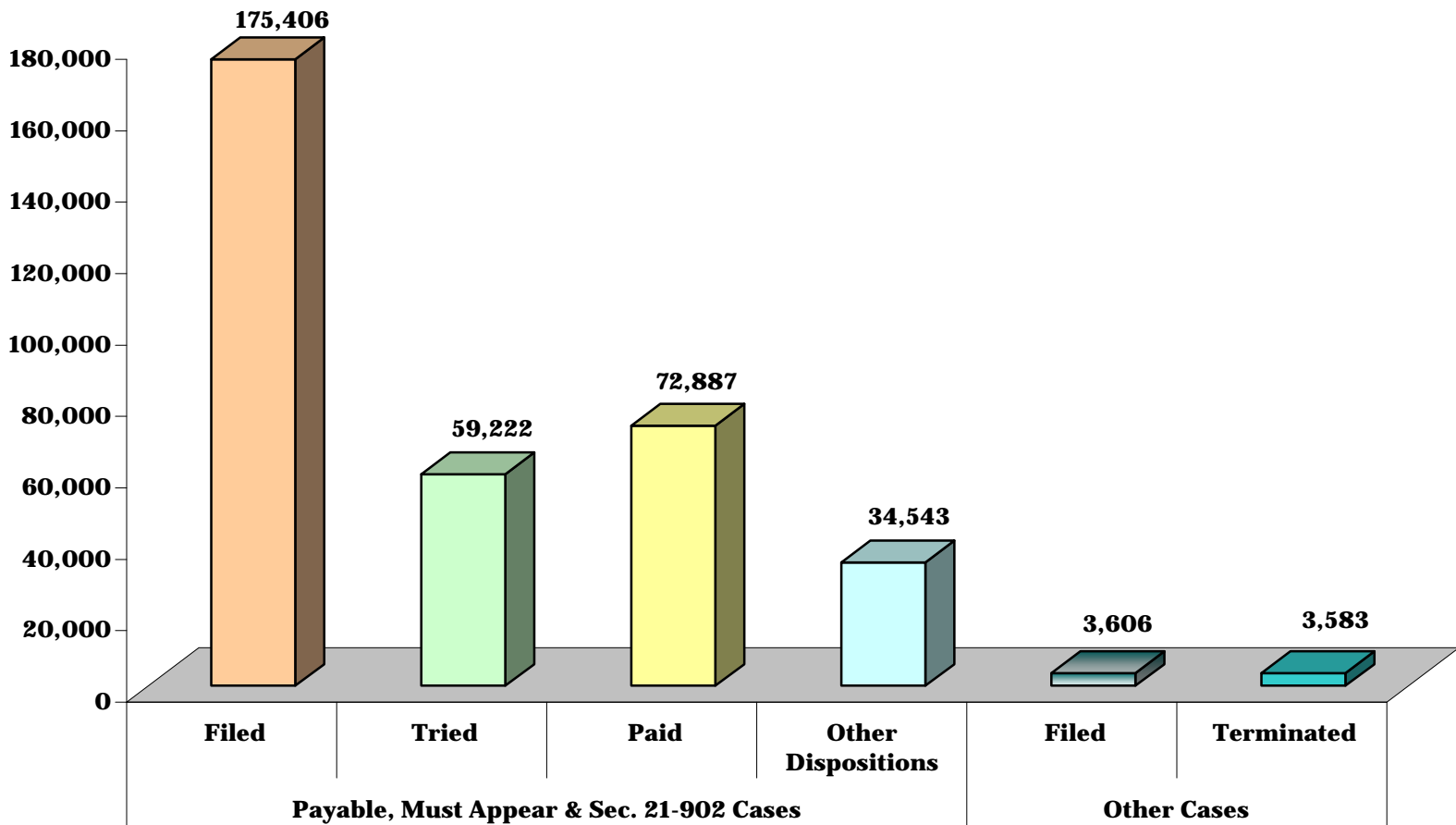


**CHART DC-4.1.8  
DISTRICT COURT**

**DISTRICT 8 - Baltimore County**

**MOTOR VEHICLE CASES FILED AND PROCESSED**

**Fiscal Year 2006**

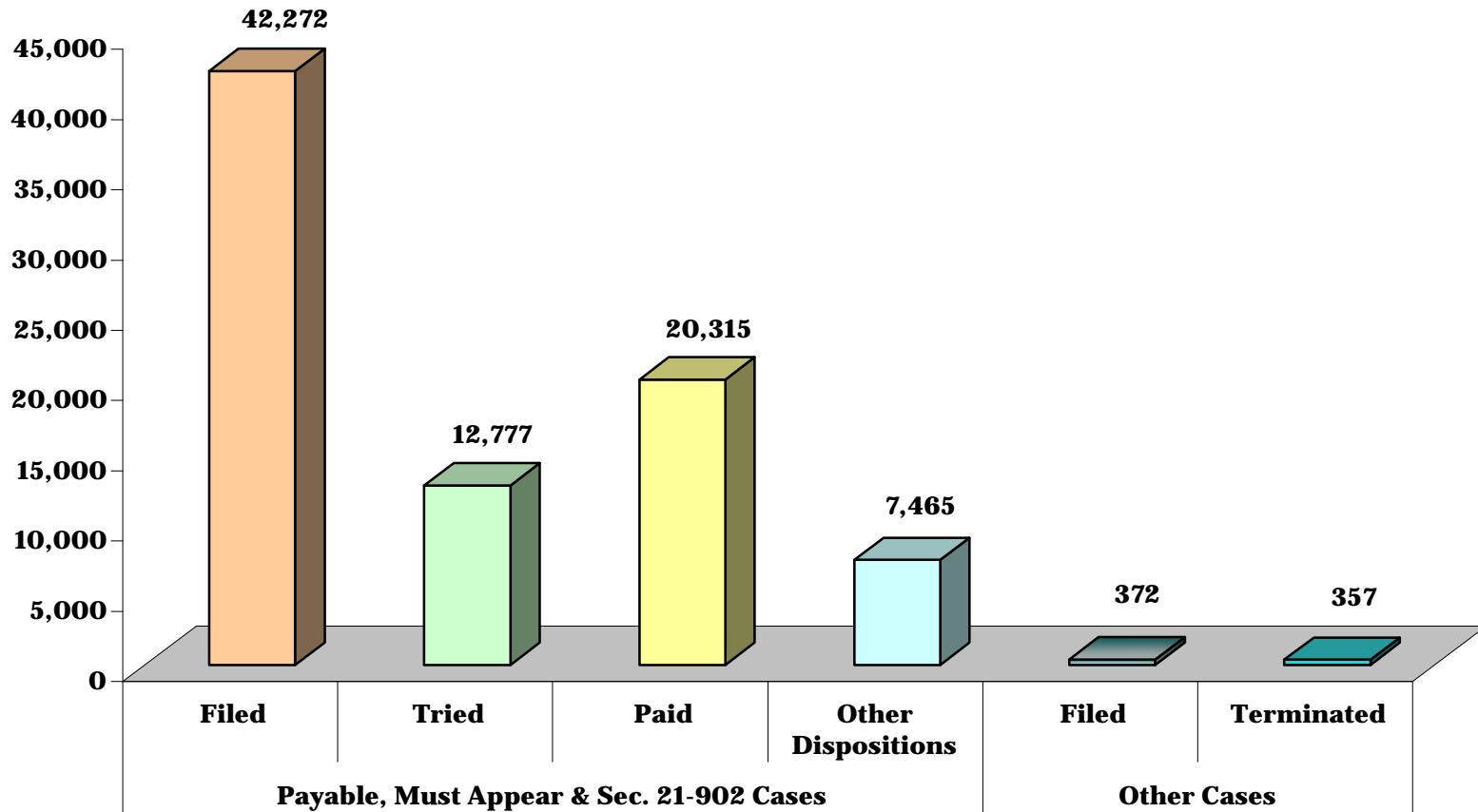


**CHART DC-4.1.9  
DISTRICT COURT**

**DISTRICT 9 - Harford County**

**MOTOR VEHICLE CASES FILED AND PROCESSED**

**Fiscal Year 2006**



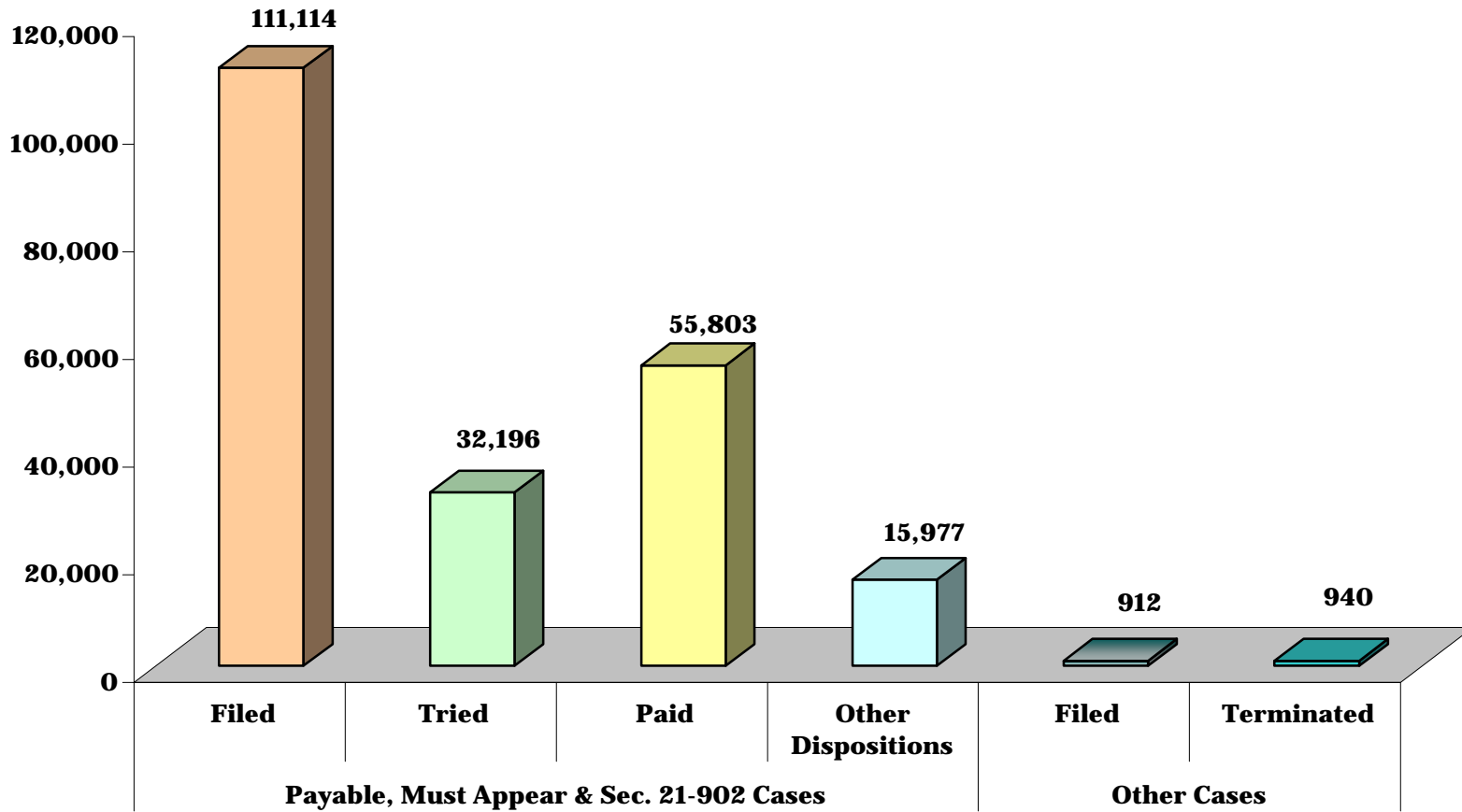


**CHART DC-4.1.10  
DISTRICT COURT**

**DISTRICT 10 - Carroll and Howard Counties**

**MOTOR VEHICLE CASES FILED AND PROCESSED**

**Fiscal Year 2006**

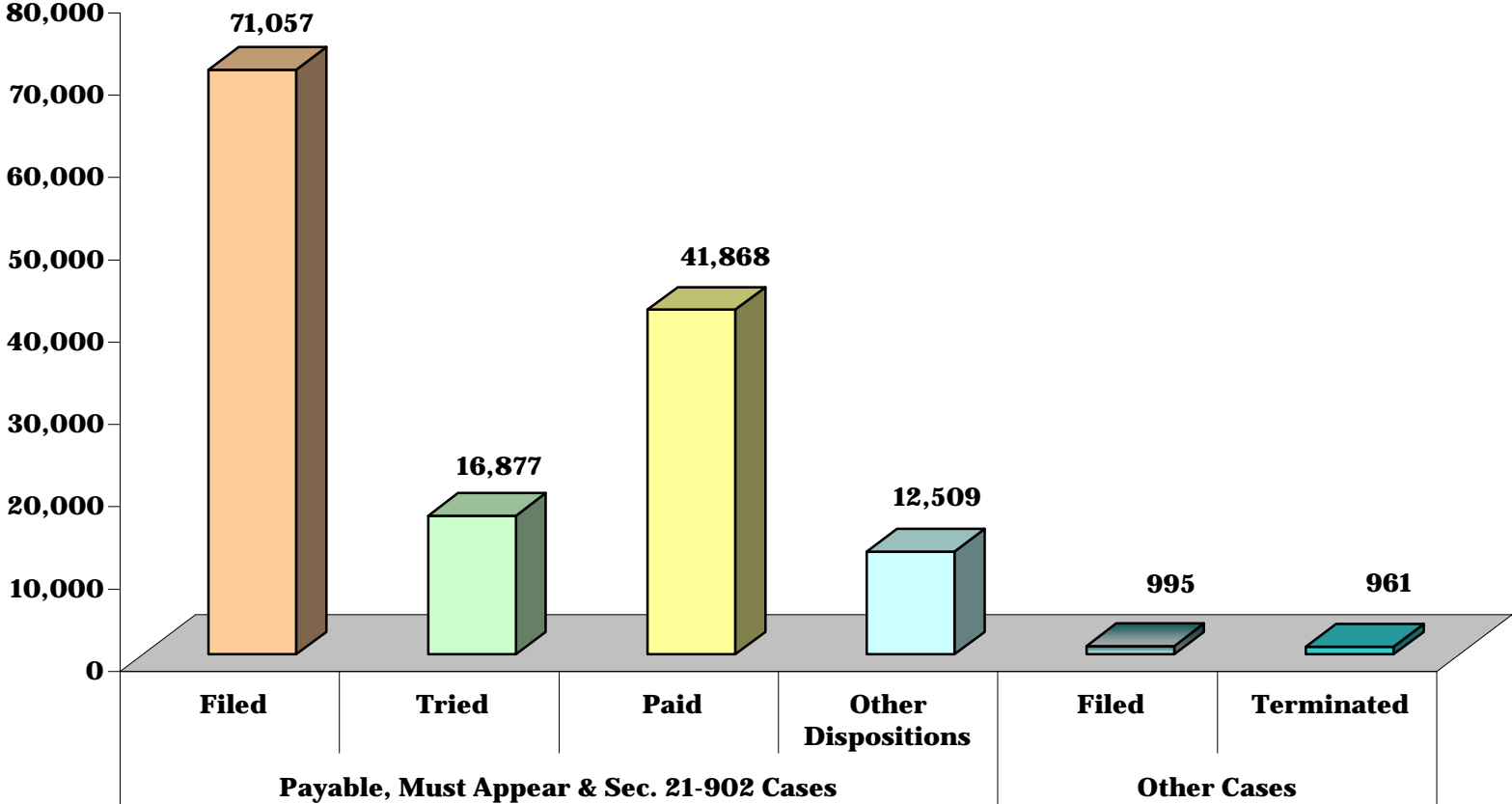


**CHART DC-4.1.11  
DISTRICT COURT**

**DISTRICT 11 - Frederick and Washington Counties**

**MOTOR VEHICLE CASES FILED AND PROCESSED**

**Fiscal Year 2006**

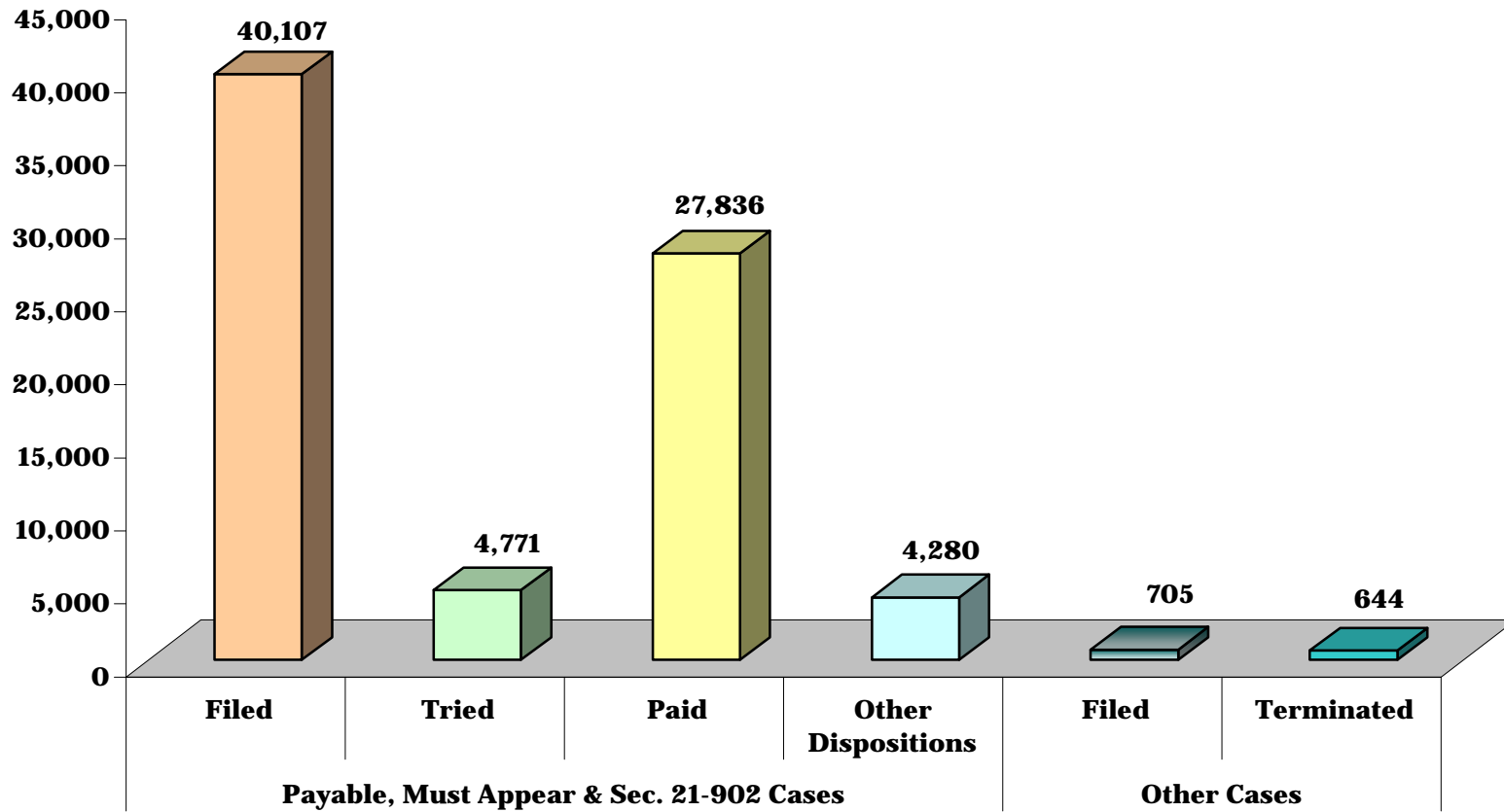


**CHART DC-4.1.12  
DISTRICT COURT**

**DISTRICT 12 - Allegany and Garrett Counties**

**MOTOR VEHICLE CASES FILED AND PROCESSED**

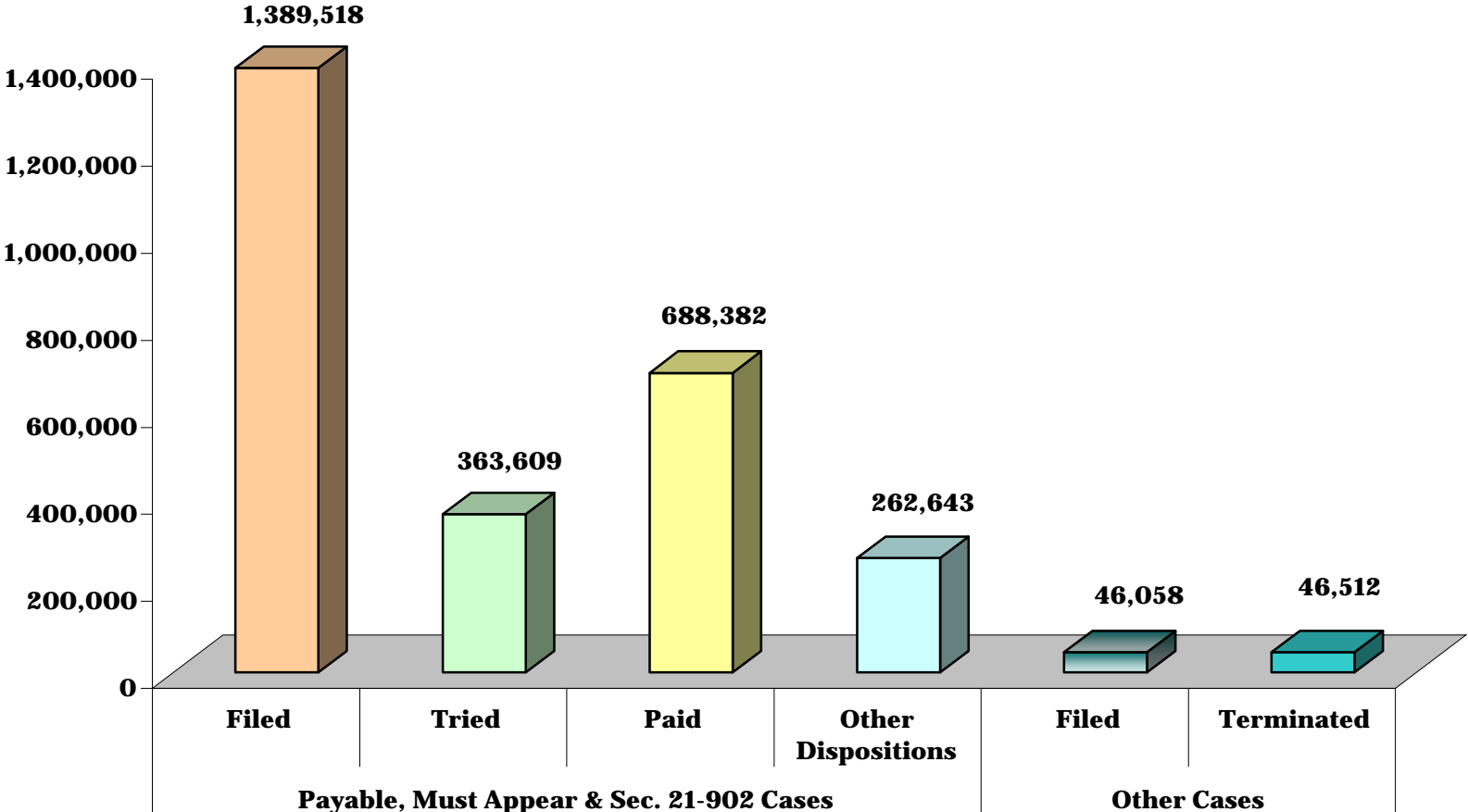
**Fiscal Year 2006**



**CHART DC-4.1.13  
DISTRICT COURT**

**STATE TOTAL:  
MOTOR VEHICLE CASES FILED AND PROCESSED**

**Fiscal Year 2006**



**TABLE DC-4.2  
DISTRICT COURT**

**CRIMINAL AND CIVIL CASES FILED AND PROCESSED**

**Fiscal Year 2006**

	<b>CRIMINAL</b>		<b>CIVIL</b>						
	<b>Total Cases Filed</b>	<b>Terminated</b>	<b>Landlord-Tenant Filed</b>	<b>Contested</b>	<b>Contract &amp; Tort Filed</b>	<b>Contested</b>	<b>Other Complaints Filed</b>	<b>Total Civil Cases Filed</b>	<b>Contested</b>
<b>District 1</b>	<b>78,605</b>	<b>84,761</b>	<b>137,770</b>	<b>6,729</b>	<b>39,710</b>	<b>9,177</b>	<b>8,109</b>	<b>185,589</b>	<b>15,906</b>
Baltimore City	78,605	84,761	137,770	6,729	39,710	9,177	8,109	185,589	15,906
<b>District 2</b>	<b>11,479</b>	<b>12,494</b>	<b>12,635</b>	<b>1,003</b>	<b>11,996</b>	<b>1,238</b>	<b>5,726</b>	<b>30,357</b>	<b>2,241</b>
Dorchester	1,530	1,735	1,415	206	2,019	154	870	4,304	360
Somerset	1,127	1,107	1,514	107	1,798	161	526	3,838	268
Wicomico	3,531	3,812	8,776	571	5,637	597	1,766	16,179	1,168
Worcester	5,291	5,840	930	119	2,542	326	2,564	6,036	445
<b>District 3</b>	<b>7,961</b>	<b>8,250</b>	<b>6,237</b>	<b>567</b>	<b>7,188</b>	<b>1,110</b>	<b>2,038</b>	<b>15,463</b>	<b>1,677</b>
Caroline	1,225	1,292	696	106	1,301	146	330	2,327	252
Cecil	3,344	3,172	4,042	236	2,374	397	548	6,964	633
Kent	659	764	383	46	877	92	303	1,563	138
Queen Anne's	1,234	1,429	412	57	1,201	201	343	1,956	258
Talbot	1,499	1,593	704	122	1,435	274	514	2,653	396

	<b>CRIMINAL</b>		<b>CIVIL</b>						
	<b>Total Cases Filed</b>	<b>Terminated</b>	<b>Landlord-Tenant Filed</b>	<b>Contested</b>	<b>Contract &amp; Tort Filed</b>	<b>Contested</b>	<b>Other Complaints Filed</b>	<b>Total Civil Cases Filed</b>	<b>Contested</b>
<b>District 4</b>	<b>10,624</b>	<b>11,856</b>	<b>8,749</b>	<b>880</b>	<b>7,940</b>	<b>1,436</b>	<b>1,241</b>	<b>17,930</b>	<b>2,316</b>
Calvert	2,728	3,262	1,419	161	2,225	338	412	4,056	499
Charles	4,673	5,039	3,888	487	3,915	838	364	8,167	1,325
St. Mary's	3,223	3,555	3,442	232	1,800	260	465	5,707	492
<b>District 5</b>	<b>21,134</b>	<b>21,355</b>	<b>122,691</b>	<b>4,062</b>	<b>36,921</b>	<b>8,822</b>	<b>4,257</b>	<b>163,869</b>	<b>12,884</b>
Prince George's	21,134	21,355	122,691	4,062	36,921	8,822	4,257	163,869	12,884
<b>District 6</b>	<b>16,626</b>	<b>17,653</b>	<b>43,670</b>	<b>1,746</b>	<b>21,259</b>	<b>5,250</b>	<b>9,571</b>	<b>74,500</b>	<b>6,996</b>
Montgomery	16,626	17,653	43,670	1,746	21,259	5,250	9,571	74,500	6,996

**CRIMINAL AND CIVIL CASES FILED AND PROCESSED, page 2**

	<b>CRIMINAL</b>		<b>CIVIL</b>						
	<b>Total Cases Filed</b>	<b>Terminated</b>	<b>Landlord-Tenant Filed</b>	<b>Contested</b>	<b>Contract &amp; Tort Filed</b>	<b>Contested</b>	<b>Other Complaints Filed</b>	<b>Total Civil Cases Filed</b>	<b>Contested</b>
<b>District 7</b>	<b>13,595</b>	<b>13,621</b>	<b>30,035</b>	<b>460</b>	<b>14,705</b>	<b>3,630</b>	<b>4,552</b>	<b>49,292</b>	<b>4,090</b>
Anne Arundel	13,595	13,621	30,035	460	14,705	3,630	4,552	49,292	4,090
<b>District 8</b>	<b>18,277</b>	<b>21,826</b>	<b>126,442</b>	<b>2,010</b>	<b>40,494</b>	<b>9,976</b>	<b>9,580</b>	<b>176,516</b>	<b>11,986</b>
Baltimore	18,277	21,826	126,442	2,010	40,494	9,976	9,580	176,516	11,986
<b>District 9</b>	<b>5,244</b>	<b>6,329</b>	<b>11,280</b>	<b>348</b>	<b>5,931</b>	<b>1,232</b>	<b>1,692</b>	<b>18,903</b>	<b>1,580</b>
Harford	5,244	6,329	11,280	348	5,931	1,232	1,692	18,903	1,580

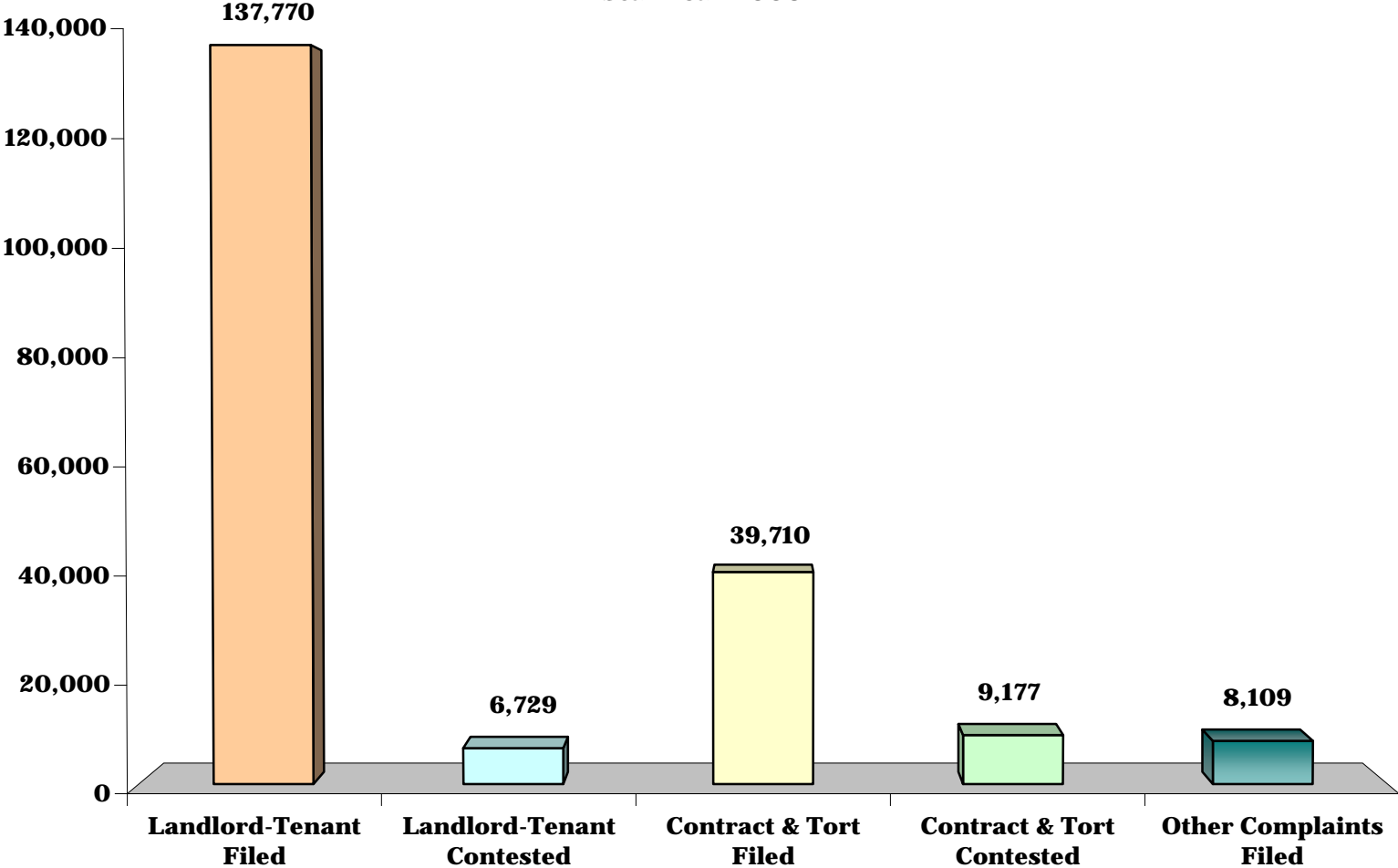
	<b>CRIMINAL</b>		<b>CIVIL</b>						
	<b>Total Cases Filed</b>	<b>Terminated</b>	<b>Landlord-Tenant Filed</b>	<b>Contested</b>	<b>Contract &amp; Tort Filed</b>	<b>Contested</b>	<b>Other Complaints Filed</b>	<b>Total Civil Cases Filed</b>	<b>Contested</b>
<b>District 10</b>	<b>7,045</b>	<b>7,986</b>	<b>16,734</b>	<b>562</b>	<b>8,704</b>	<b>2,045</b>	<b>2,451</b>	<b>27,889</b>	<b>2,607</b>
Carroll	3,006	3,373	2,541	127	3,029	654	812	6,382	781
Howard	4,039	4,613	14,193	435	5,675	1,391	1,639	21,507	1,826
<b>District 11</b>	<b>8,699</b>	<b>9,192</b>	<b>13,948</b>	<b>886</b>	<b>8,599</b>	<b>1,488</b>	<b>1,997</b>	<b>24,544</b>	<b>2,374</b>
Frederick	3,864	4,211	6,388	310	4,139	836	979	11,506	1,146
Washington	4,835	4,981	7,560	576	4,460	652	1,018	13,038	1,228
<b>District 12</b>	<b>4,867</b>	<b>5,147</b>	<b>1,193</b>	<b>323</b>	<b>2,825</b>	<b>438</b>	<b>1,077</b>	<b>5,095</b>	<b>761</b>
Allegany	3,617	3,668	1,094	290	2,243	313	941	4,278	603
Garrett	1,250	1,479	99	33	582	125	136	817	158

	<b>CRIMINAL</b>		<b>CIVIL</b>						
	<b>Total Cases Filed</b>	<b>Terminated</b>	<b>Landlord-Tenant Filed</b>	<b>Contested</b>	<b>Contract &amp; Tort Filed</b>	<b>Contested</b>	<b>Other Complaints Filed</b>	<b>Total Civil Cases Filed</b>	<b>Contested</b>
<b>State Totals</b>	<b>204,156</b>	<b>220,470</b>	<b>531,384</b>	<b>19,576</b>	<b>206,272</b>	<b>45,842</b>	<b>52,291</b>	<b>789,947</b>	<b>65,418</b>

**CHART DC-4.2.1  
DISTRICT COURT**

**DISTRICT 1 - Baltimore City  
CIVIL CASES FILED AND PROCESSED BY CASE TYPE**

**Fiscal Year 2006**

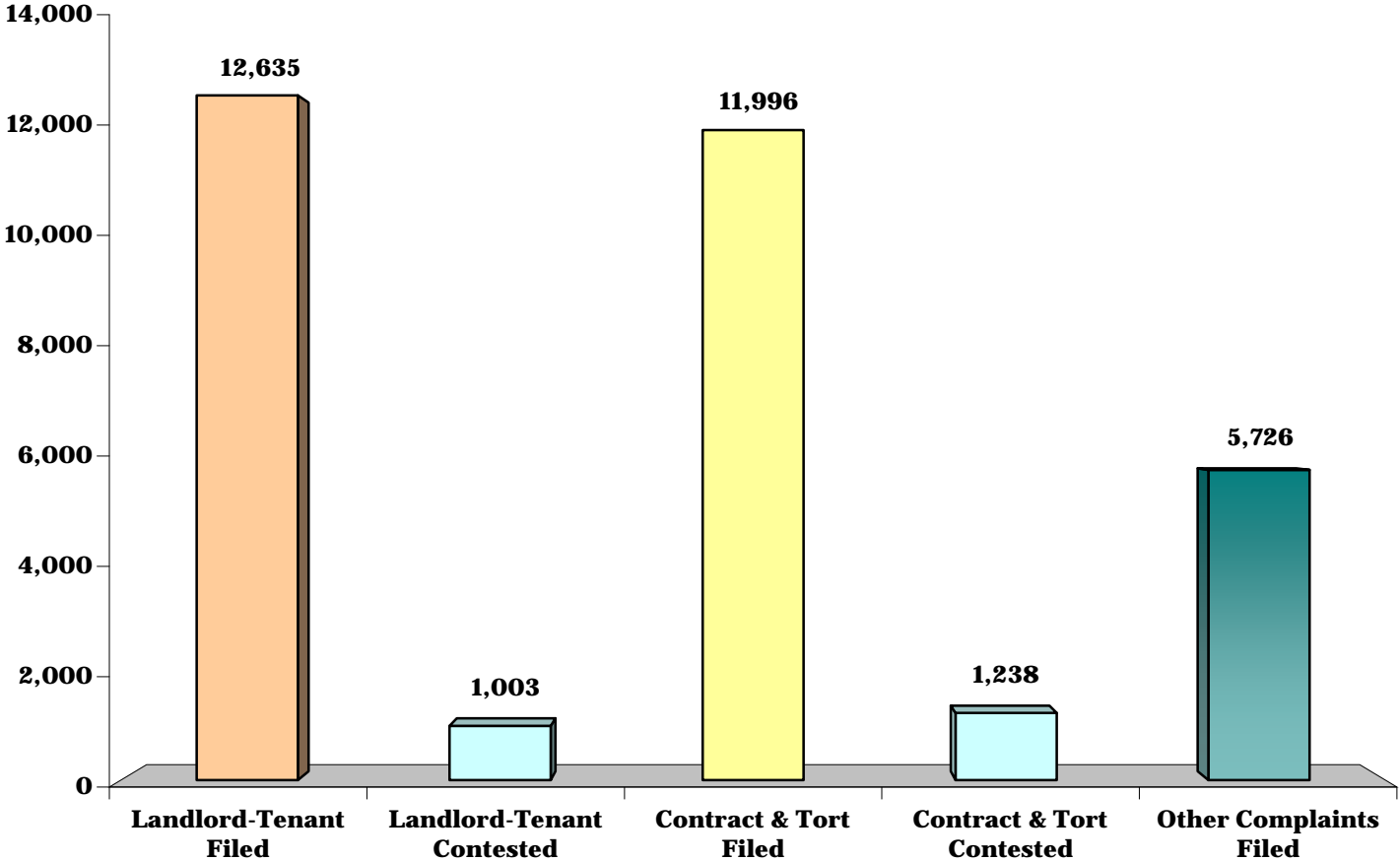


**CHART DC-4.2.2  
DISTRICT COURT**

**DISTRICT 2 - Dorchester, Somerset, Wicomico and Worcester Counties**

**CIVIL CASES FILED AND PROCESSED BY CASE TYPE**

**Fiscal Year 2006**



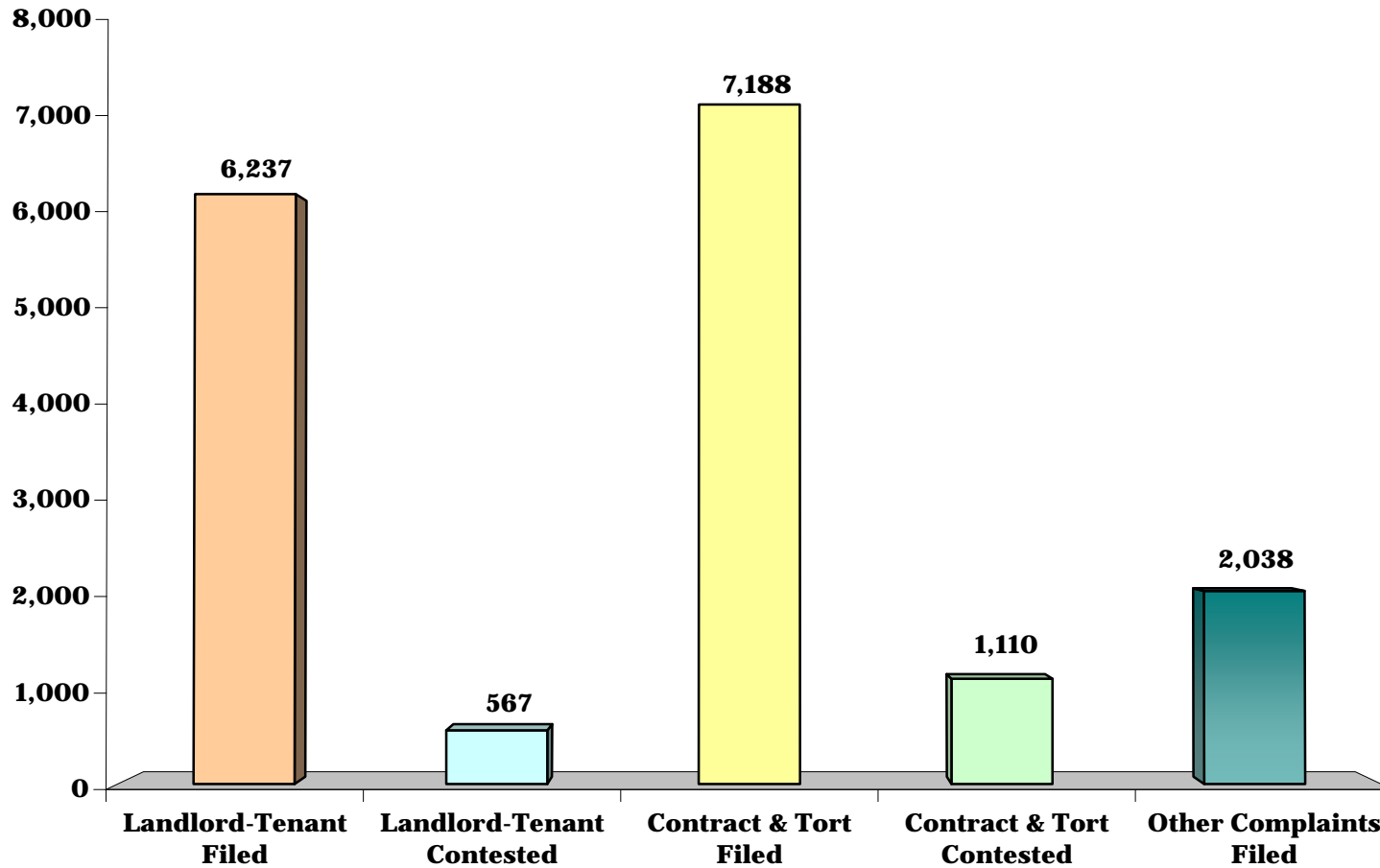


**CHART DC-4.2.3  
DISTRICT COURT**

**DISTRICT 3 - Caroline, Cecil, Kent, Queen Anne's and Talbot Counties**

**CIVIL CASES FILED AND PROCESSED BY CASE TYPE**

**Fiscal Year 2006**

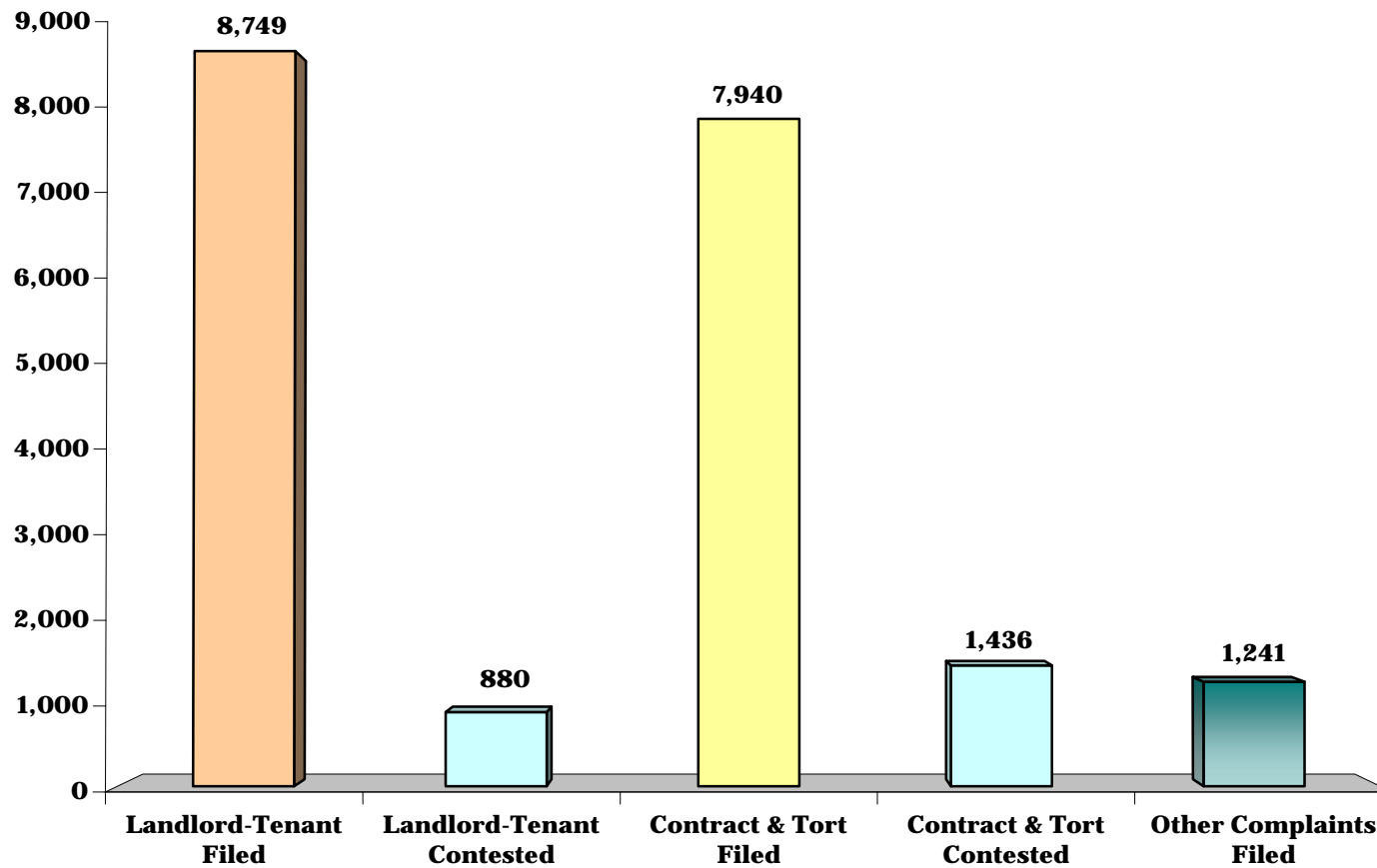


**CHART DC-4.2.4  
DISTRICT COURT**

**DISTRICT 4 - Calvert, Charles and St. Mary's Counties**

**CIVIL CASES FILED AND PROCESSED BY CASE TYPE**

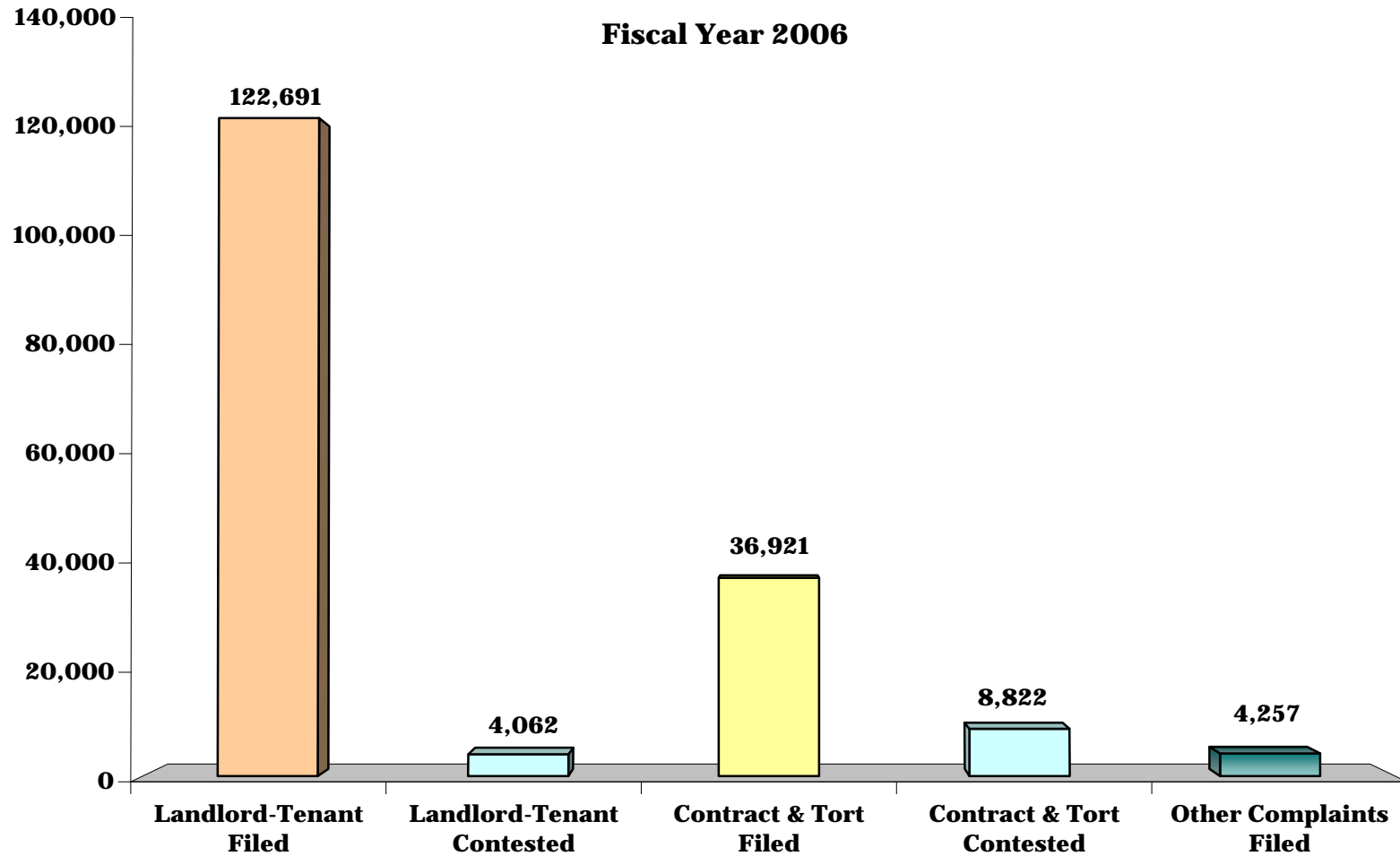
**Fiscal Year 2006**



**CHART DC-4.2.5  
DISTRICT COURT**

**DISTRICT 5 - Prince George's County**

**CIVIL CASES FILED AND PROCESSED BY CASE TYPE**

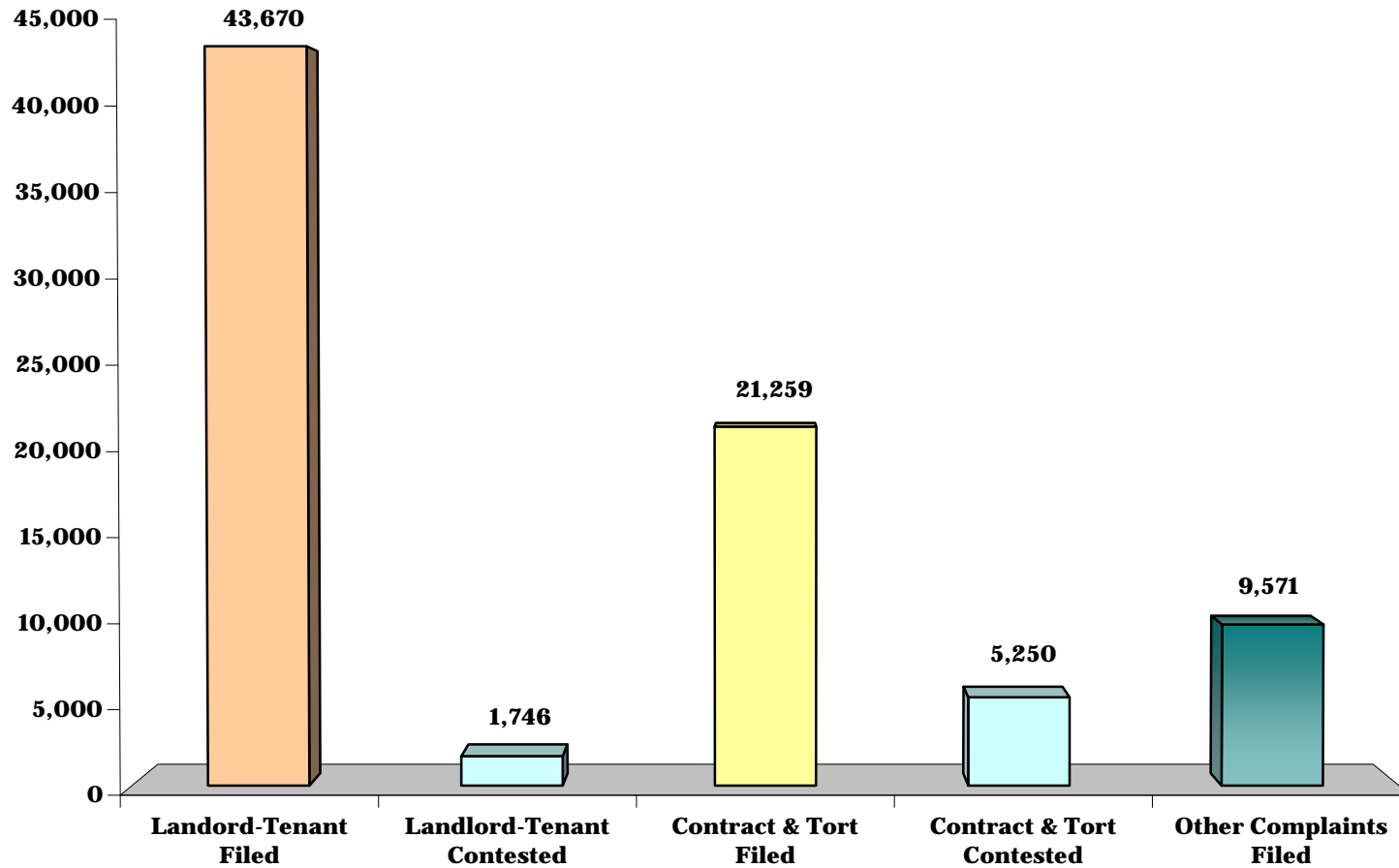


**CHART DC-4.2.6  
DISTRICT COURT**

**DISTRICT 6 - Montgomery County**

**CIVIL CASES FILED AND PROCESSED BY CASE TYPE**

**Fiscal Year 2006**

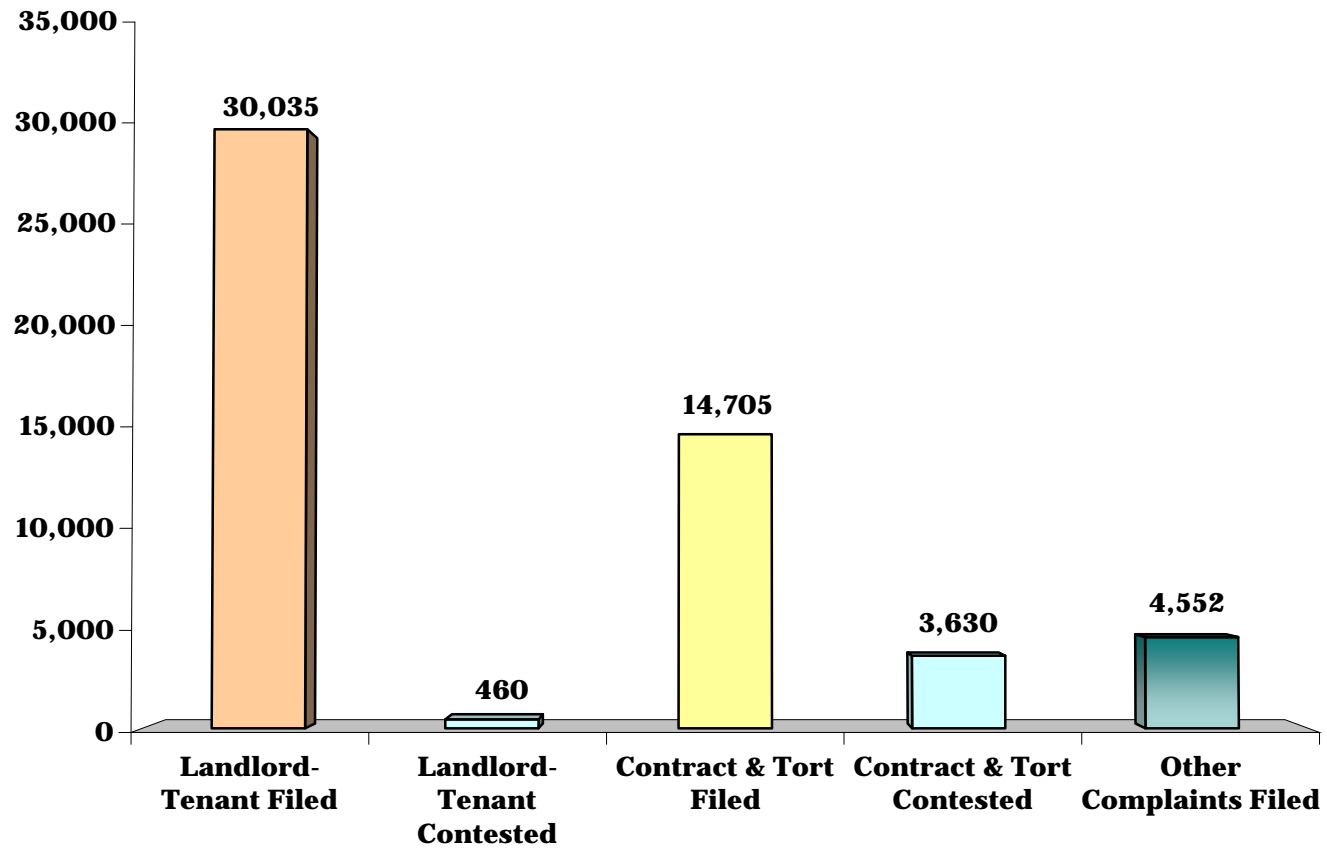


**CHART DC-4.2.7  
DISTRICT COURT**

**DISTRICT 7 - Anne Arundel County**

**CIVIL CASES FILED AND PROCESSED BY CASE TYPE**

**Fiscal Year 2006**

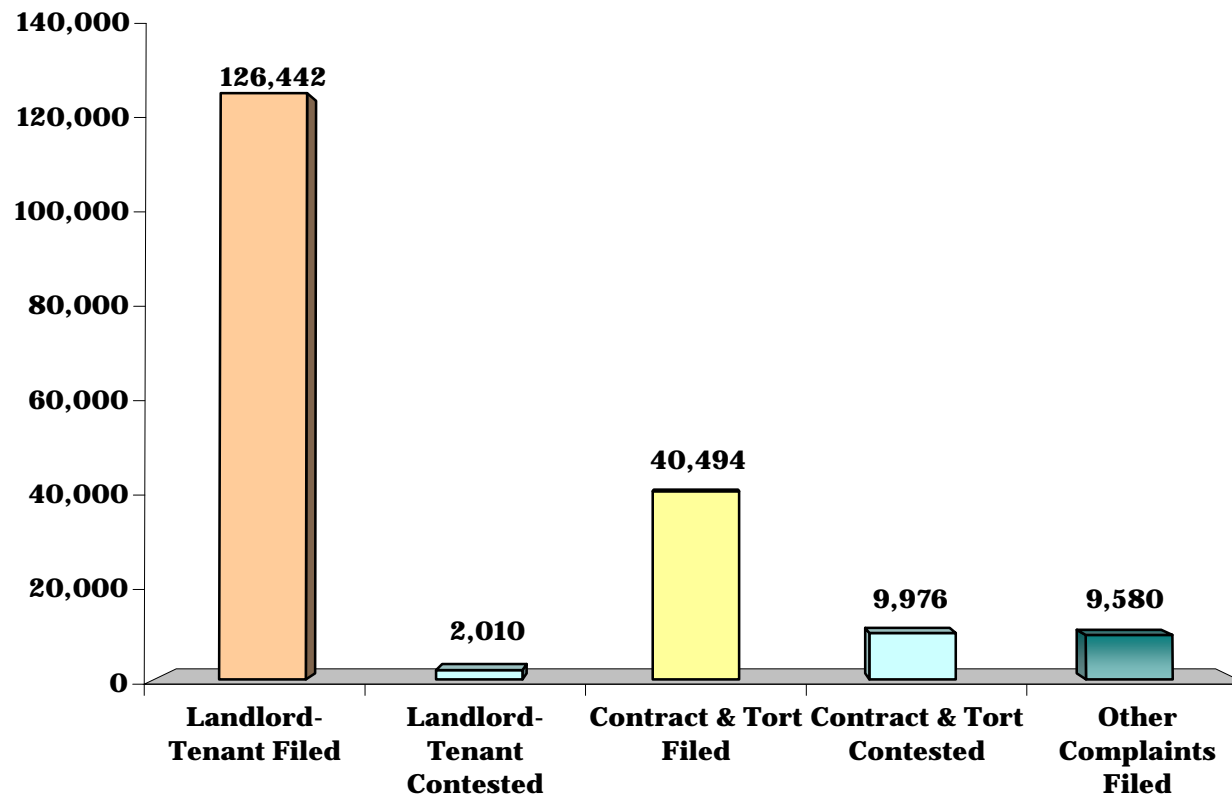


**CHART DC-4.2.8  
DISTRICT COURT**

**DISTRICT 8 - Baltimore County**

**CIVIL CASES FILED AND PROCESSED BY CASE TYPE**

**Fiscal Year 2006**

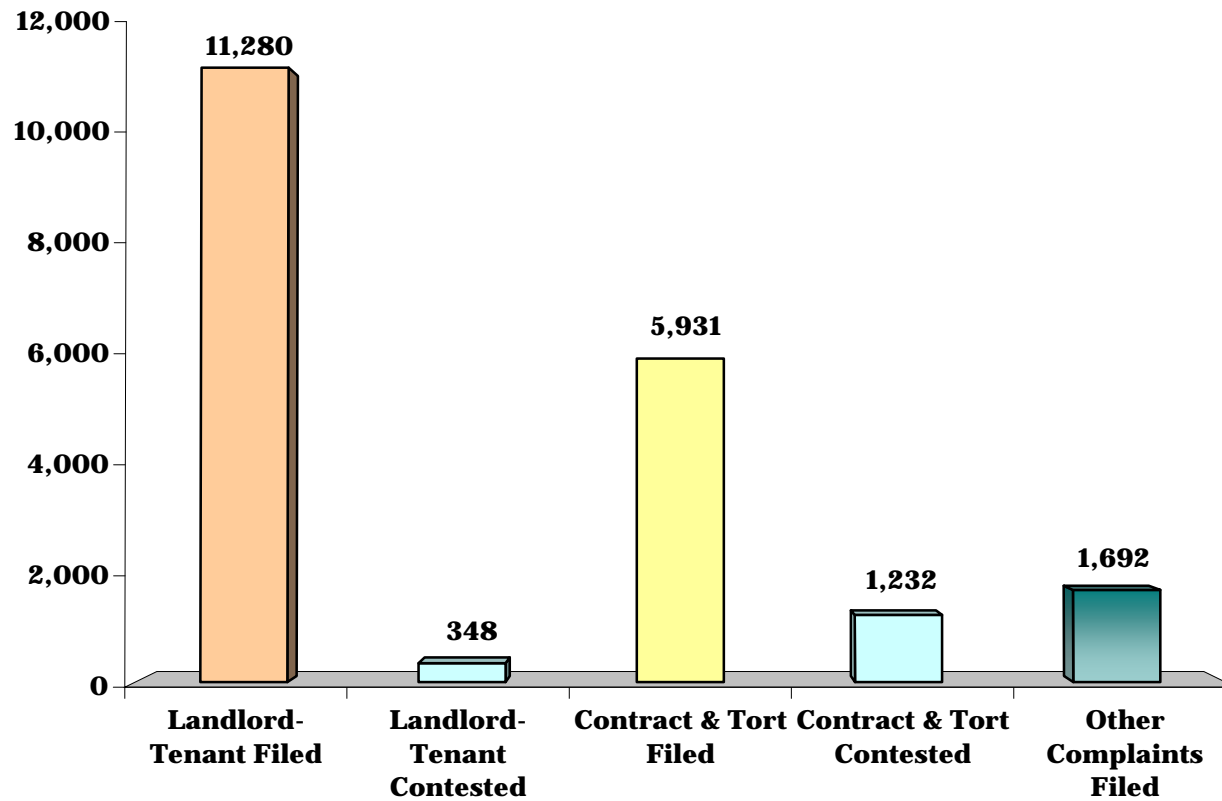


**CHART DC-4.2.9  
DISTRICT COURT**

**DISTRICT 9 - Harford County**

**CIVIL CASES FILED AND PROCESSED BY CASE TYPE**

**Fiscal Year 2006**

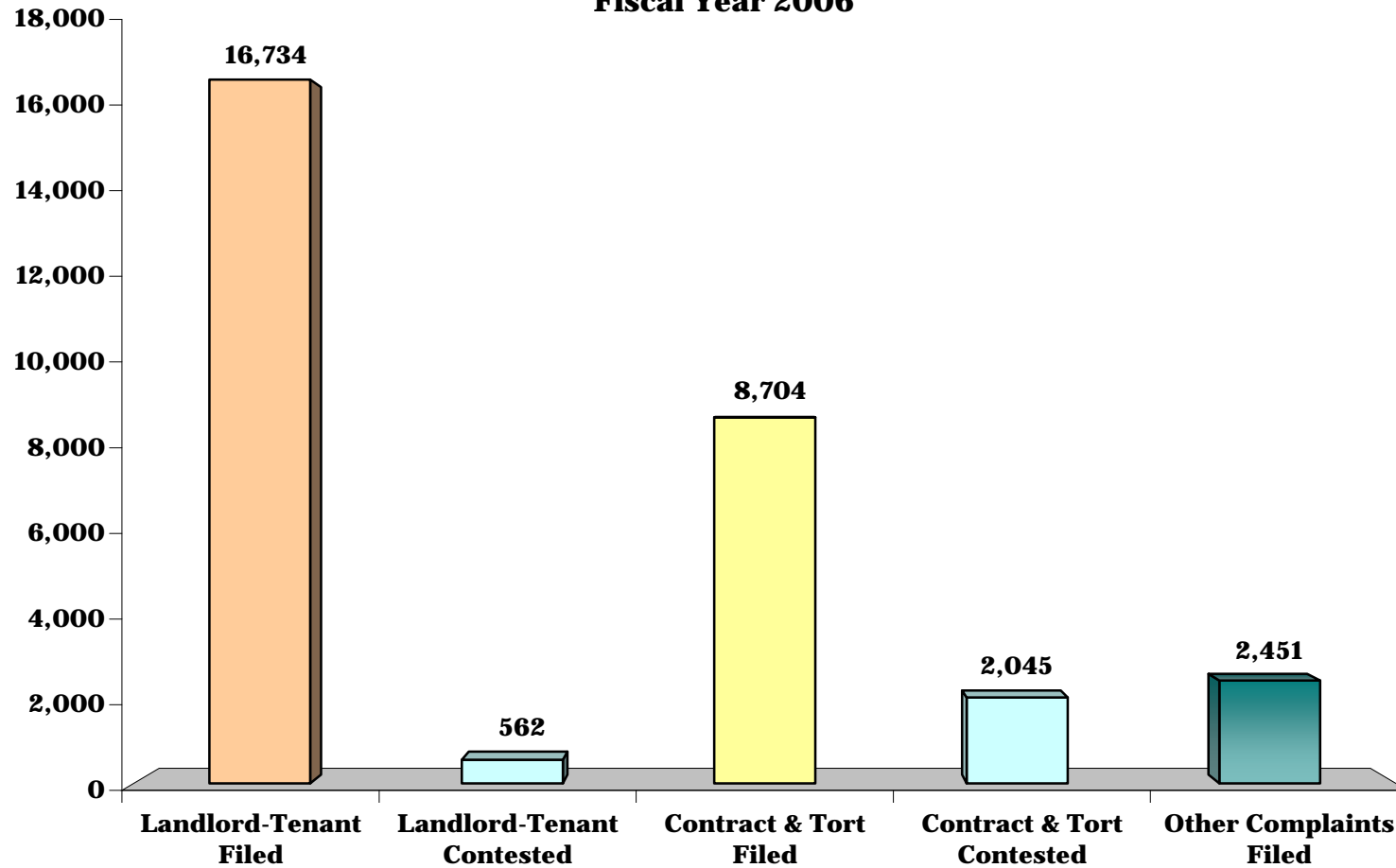


**CHART DC-4.2.10  
DISTRICT COURT**

**DISTRICT 10 - Carroll and Howard Counties**

**CIVIL CASES FILED AND PROCESSED BY CASE TYPE**

**Fiscal Year 2006**



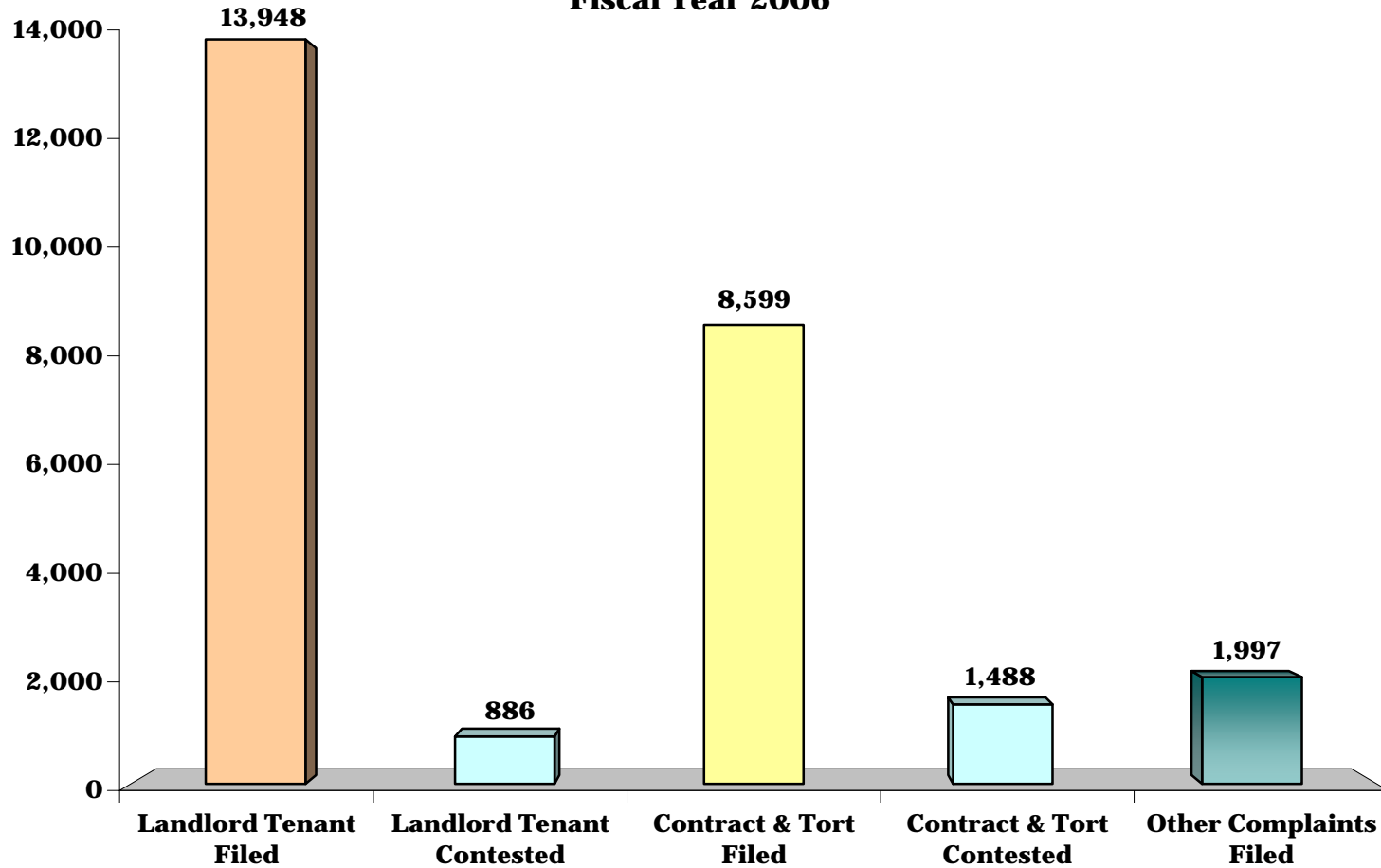


**CHART DC-4.2.11  
DISTRICT COURT**

**DISTRICT 11 - Frederick and Washington Counties**

**CIVIL CASES FILED AND PROCESSED BY CASE TYPE**

**Fiscal Year 2006**

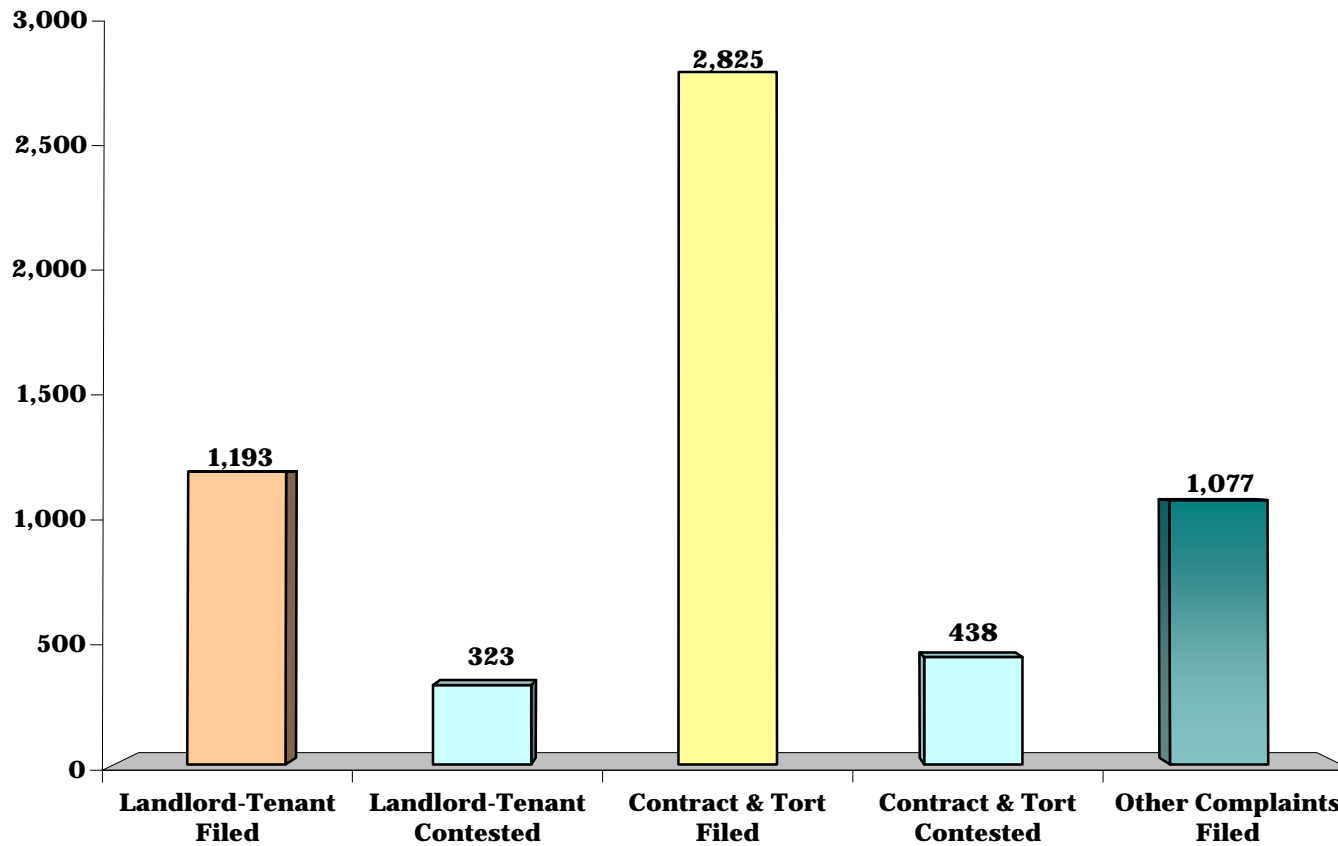


**CHART DC-4.2.12  
DISTRICT COURT**

**DISTRICT 12 - Allegany and Garrett Counties**

**CIVIL CASES FILED AND PROCESSED BY CASE TYPE**

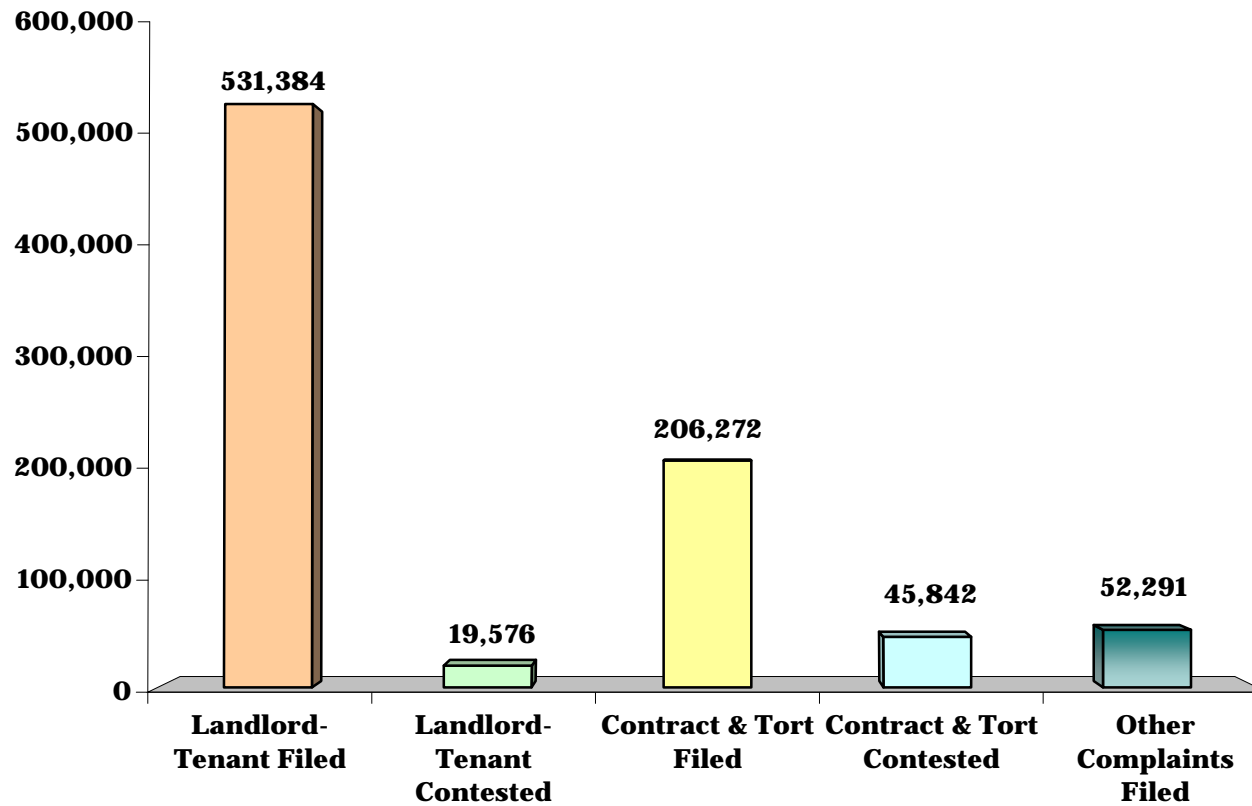
**Fiscal Year 2006**



**CHART DC-4.2.13  
DISTRICT COURT**

**STATE TOTALS:  
CIVIL CASES FILED AND PROCESSED BY CASE TYPE**

**Fiscal Year 2006**



**TABLE DC-4.3  
DISTRICT COURT**

**TOTAL MOTOR VEHICLE, CRIMINAL AND CIVIL CASES FILED**

**Fiscal Year 2006**

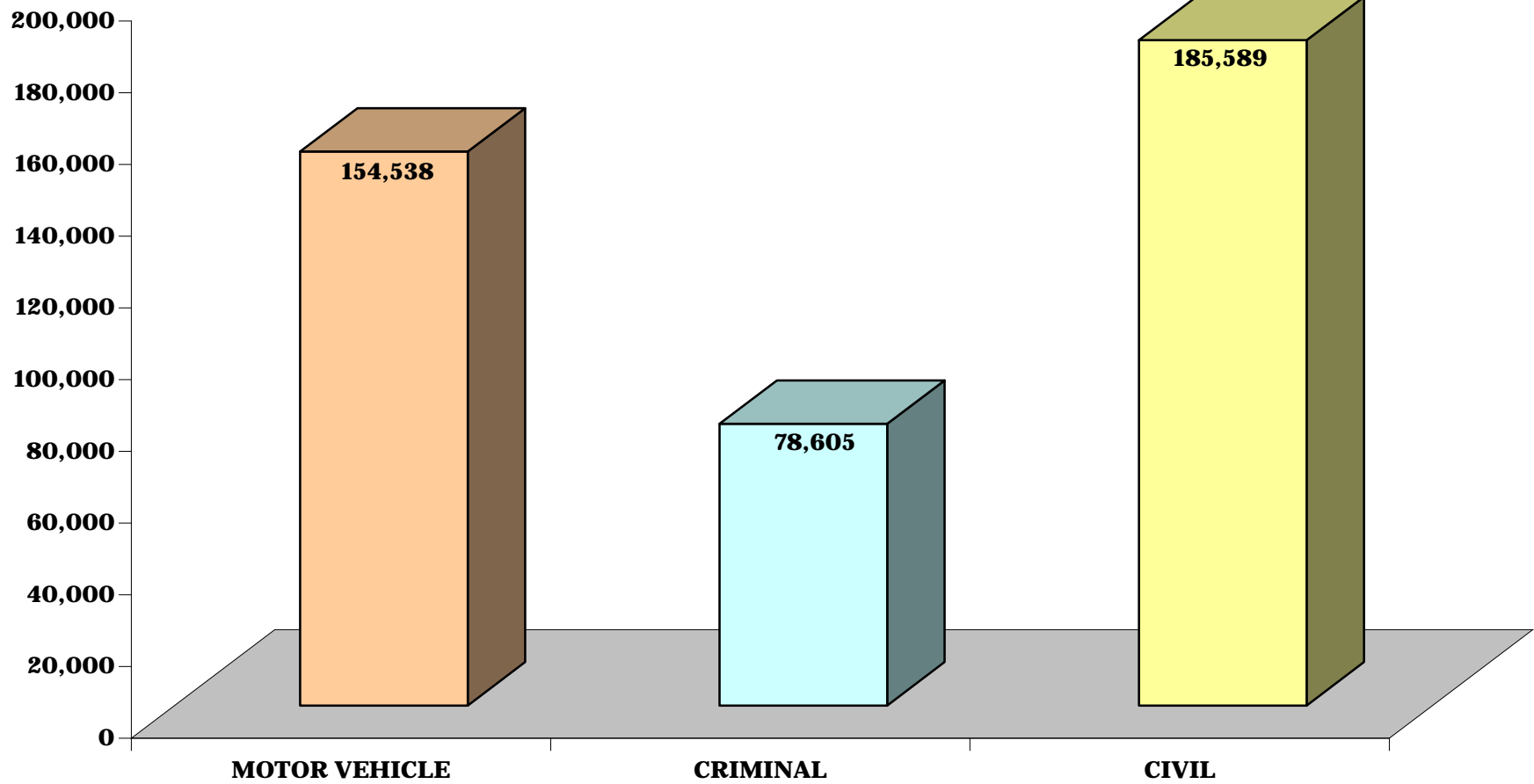
	<b>MOTOR VEHICLE Total Filings</b>	<b>CRIMINAL Total Filings</b>	<b>CIVIL Total Filings</b>	<b>COMBINED Total Filings</b>
<b>District 1</b>	<b>154,538</b>	<b>78,605</b>	<b>185,589</b>	<b>418,732</b>
Baltimore City	154,538	78,605	185,589	418,732
<b>District 2</b>	<b>103,633</b>	<b>11,479</b>	<b>30,357</b>	<b>145,469</b>
Dorchester	15,880	1,530	4,304	21,714
Somerset	21,895	1,127	3,838	26,860
Wicomico	34,398	3,531	16,179	54,108
Worcester	31,460	5,291	6,036	42,787
<b>District 3</b>	<b>104,524</b>	<b>7,961</b>	<b>15,463</b>	<b>127,948</b>
Caroline	12,583	1,225	2,327	16,135
Cecil	40,685	3,344	6,964	50,993
Kent	9,068	659	1,563	11,290
Queen Anne's	24,535	1,234	1,956	27,725
Talbot	17,653	1,499	2,653	21,805
<b>District 4</b>	<b>92,287</b>	<b>10,624</b>	<b>17,930</b>	<b>120,841</b>
Calvert	21,601	2,728	4,056	28,385
Charles	45,025	4,673	8,167	57,865
St. Mary's	25,661	3,223	5,707	34,591
<b>District 5</b>	<b>193,295</b>	<b>21,134</b>	<b>163,869</b>	<b>378,298</b>
Prince George's	193,295	21,134	163,869	378,298
<b>District 6</b>	<b>201,307</b>	<b>16,626</b>	<b>74,500</b>	<b>292,433</b>
Montgomery	201,307	16,626	74,500	292,433
	<b>MOTOR VEHICLE Total Filings</b>	<b>CRIMINAL Total Filings</b>	<b>CIVIL Total Filings</b>	<b>COMBINED Total Filings</b>
<b>District 7</b>	<b>139,446</b>	<b>13,595</b>	<b>49,292</b>	<b>202,333</b>
Anne Arundel	139,446	13,595	49,292	202,333
<b>District 8</b>	<b>179,012</b>	<b>18,277</b>	<b>176,516</b>	<b>373,805</b>
Baltimore	179,012	18,277	176,516	373,805
<b>District 9</b>	<b>42,644</b>	<b>5,244</b>	<b>18,903</b>	<b>66,791</b>
Harford	42,644	5,244	18,903	66,791
<b>District 10</b>	<b>112,026</b>	<b>7,045</b>	<b>27,889</b>	<b>146,960</b>
Carroll	38,408	3,006	6,382	47,796
Howard	73,618	4,039	21,507	99,164
<b>District 11</b>	<b>72,052</b>	<b>8,699</b>	<b>24,544</b>	<b>105,295</b>
Frederick	44,406	3,864	11,506	59,776
Washington	27,646	4,835	13,038	45,519
<b>District 12</b>	<b>40,812</b>	<b>4,867</b>	<b>5,095</b>	<b>50,774</b>
Allegany	20,127	3,617	4,278	28,022
Garrett	20,685	1,250	817	22,752
	<b>MOTOR VEHICLE Total Filings</b>	<b>CRIMINAL Total Filings</b>	<b>CIVIL Total Filings</b>	<b>COMBINED Total Filings</b>
<b>State Totals</b>	<b>1,435,576</b>	<b>204,156</b>	<b>789,947</b>	<b>2,429,679</b>

**CHART DC-4.3.1  
DISTRICT COURT**

**DISTRICT 1 - Baltimore City**

**TOTAL MOTOR VEHICLE, CRIMINAL AND CIVIL CASES FILED**

**Fiscal Year 2006**

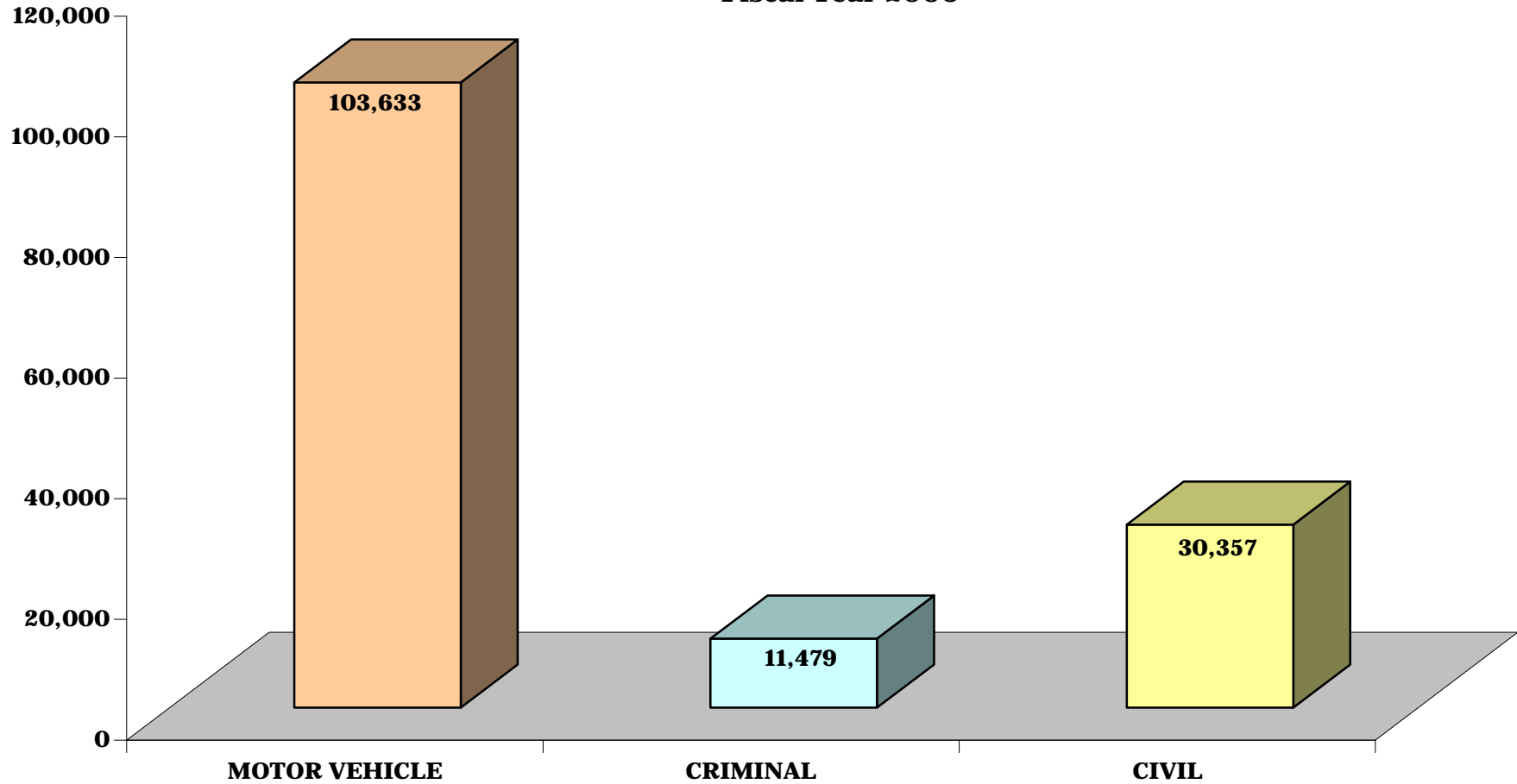


**CHART DC-4.3.2  
DISTRICT COURT**

**DISTRICT 2 - Dorchester, Somerset, Wicomico and Worcester Counties**

**TOTAL MOTOR VEHICLE, CRIMINAL AND CIVIL CASES FILED**

**Fiscal Year 2006**

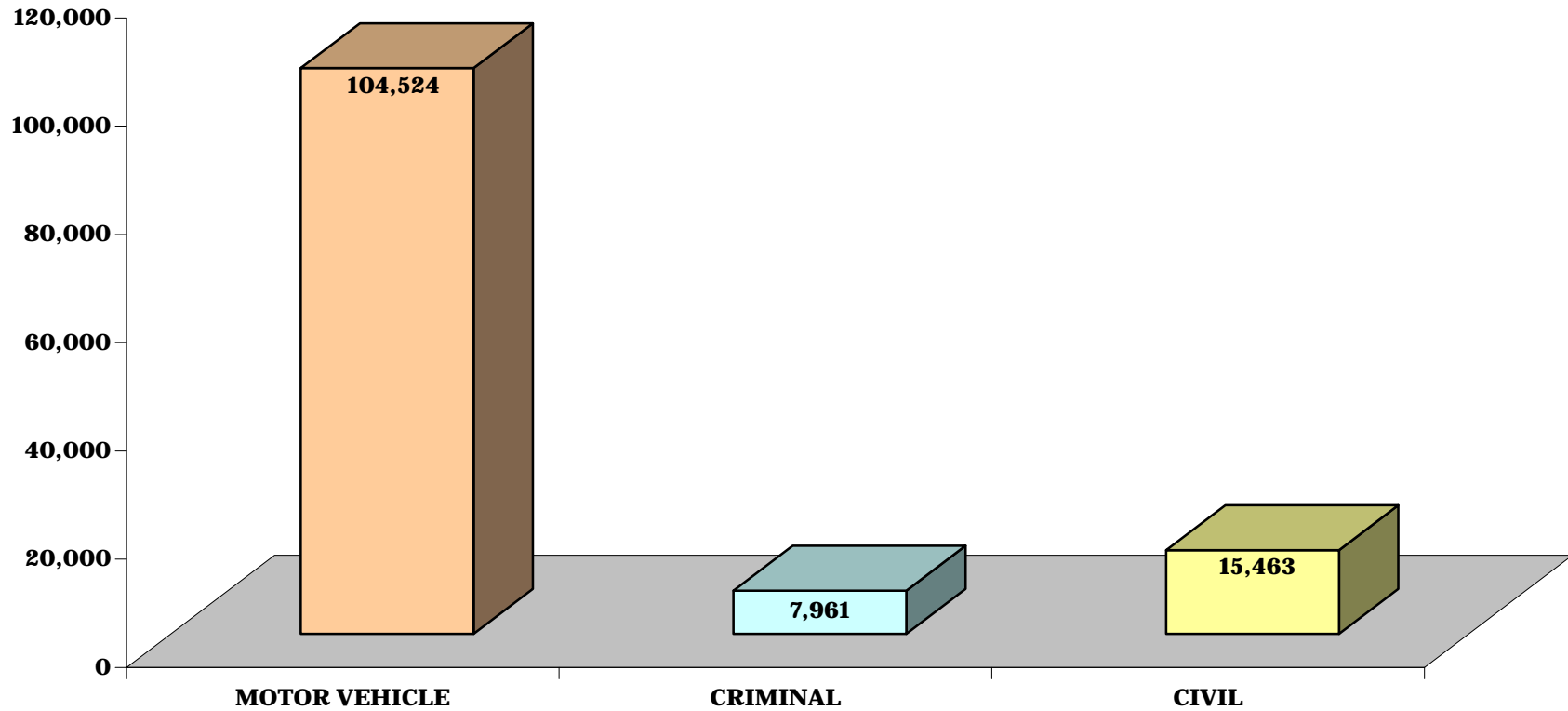


**CHART DC-4.3.3  
DISTRICT COURT**

**DISTRICT 3 - Caroline, Cecil, Kent, Queen Anne's and Talbot Counties**

**TOTAL MOTOR VEHICLE, CRIMINAL AND CIVIL CASES FILED**

**Fiscal Year 2006**

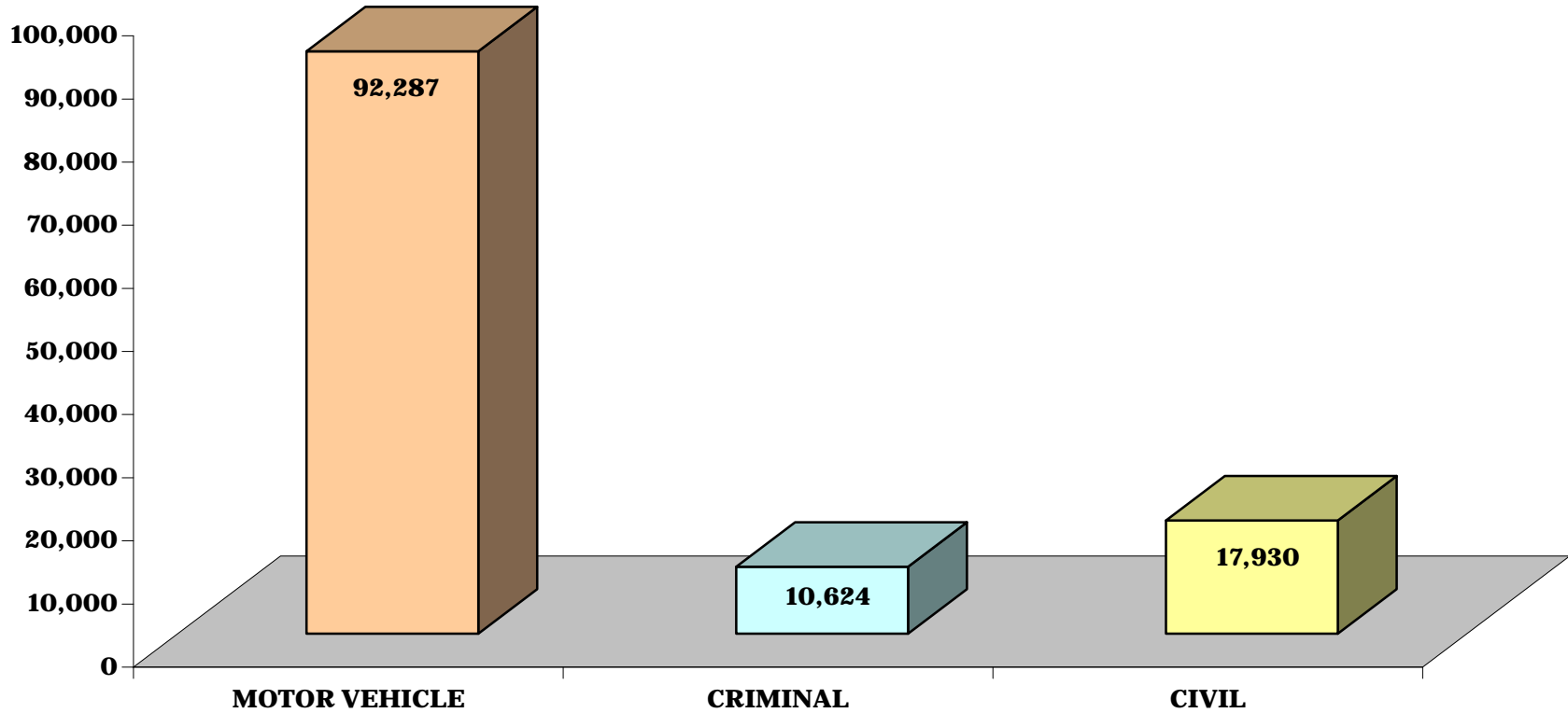


**CHART DC-4.3.4  
DISTRICT COURT**

**DISTRICT 4 - Calvert, Charles and St. Mary's Counties**

**TOTAL MOTOR VEHICLE, CRIMINAL AND CIVIL CASES FILED**

**Fiscal Year 2006**



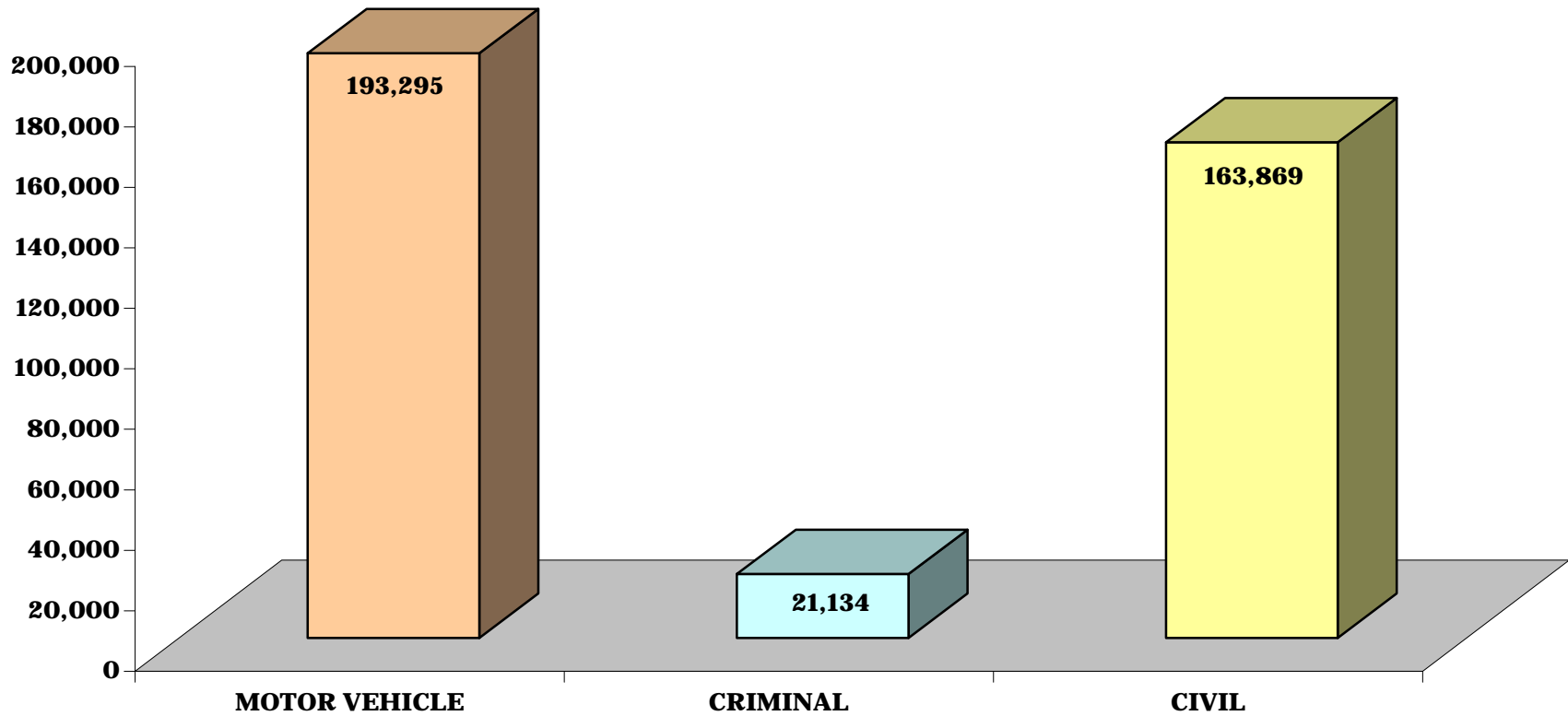


**CHART DC-4.3.5  
DISTRICT COURT**

**DISTRICT 5 - Prince George's County**

**TOTAL MOTOR VEHICLE, CRIMINAL AND CIVIL CASES FILED**

**Fiscal Year 2006**

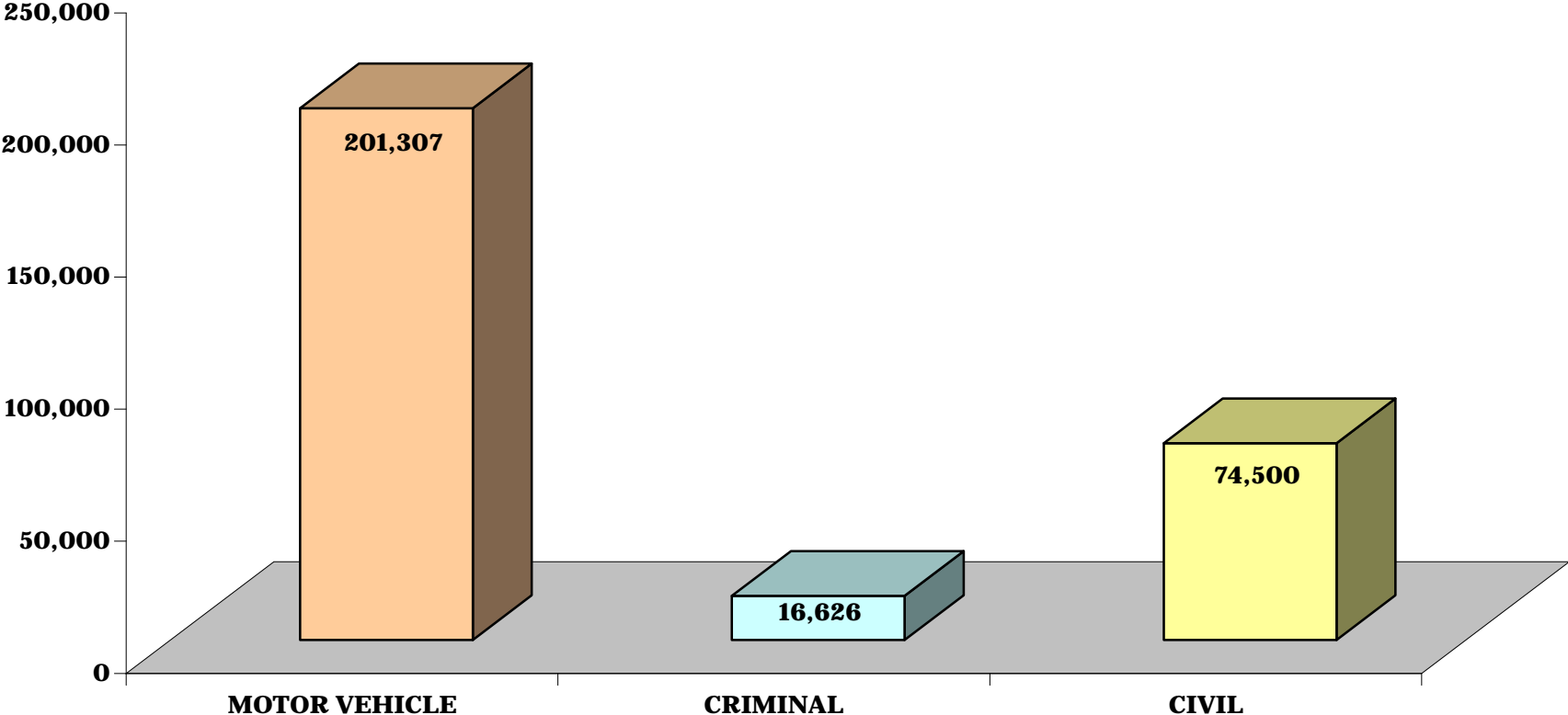


**CHART DC-4.3.6  
DISTRICT COURT**

**DISTRICT 6 - Montgomery County**

**TOTAL MOTOR VEHICLE, CRIMINAL AND CIVIL CASES FILED**

**Fiscal Year 2006**

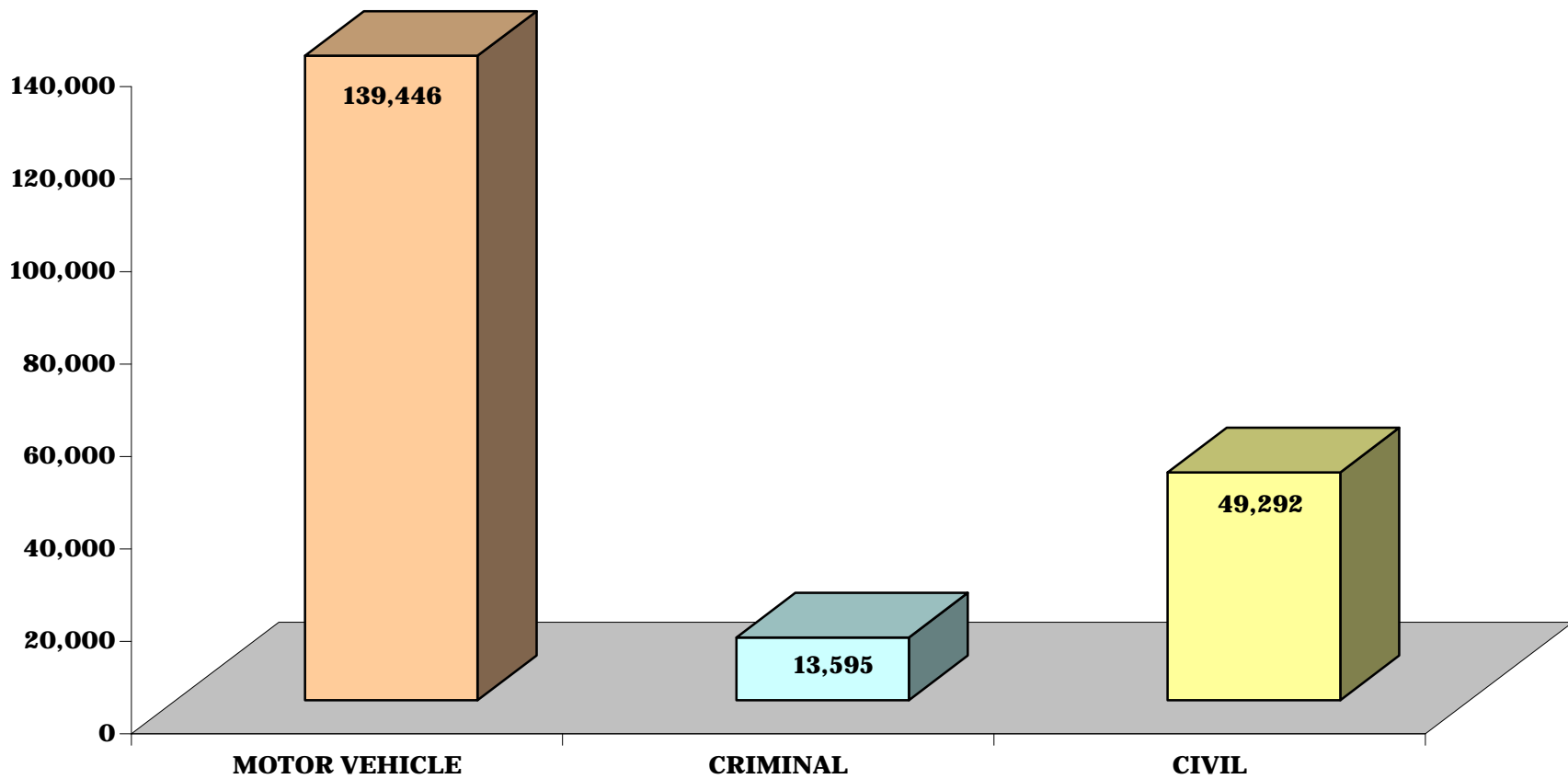


**CHART DC-4.3.7  
DISTRICT COURT**

**DISTRICT 7 - Anne Arundel County**

**TOTAL MOTOR VEHICLE, CRIMINAL AND CIVIL CASES FILED**

**Fiscal Year 2006**

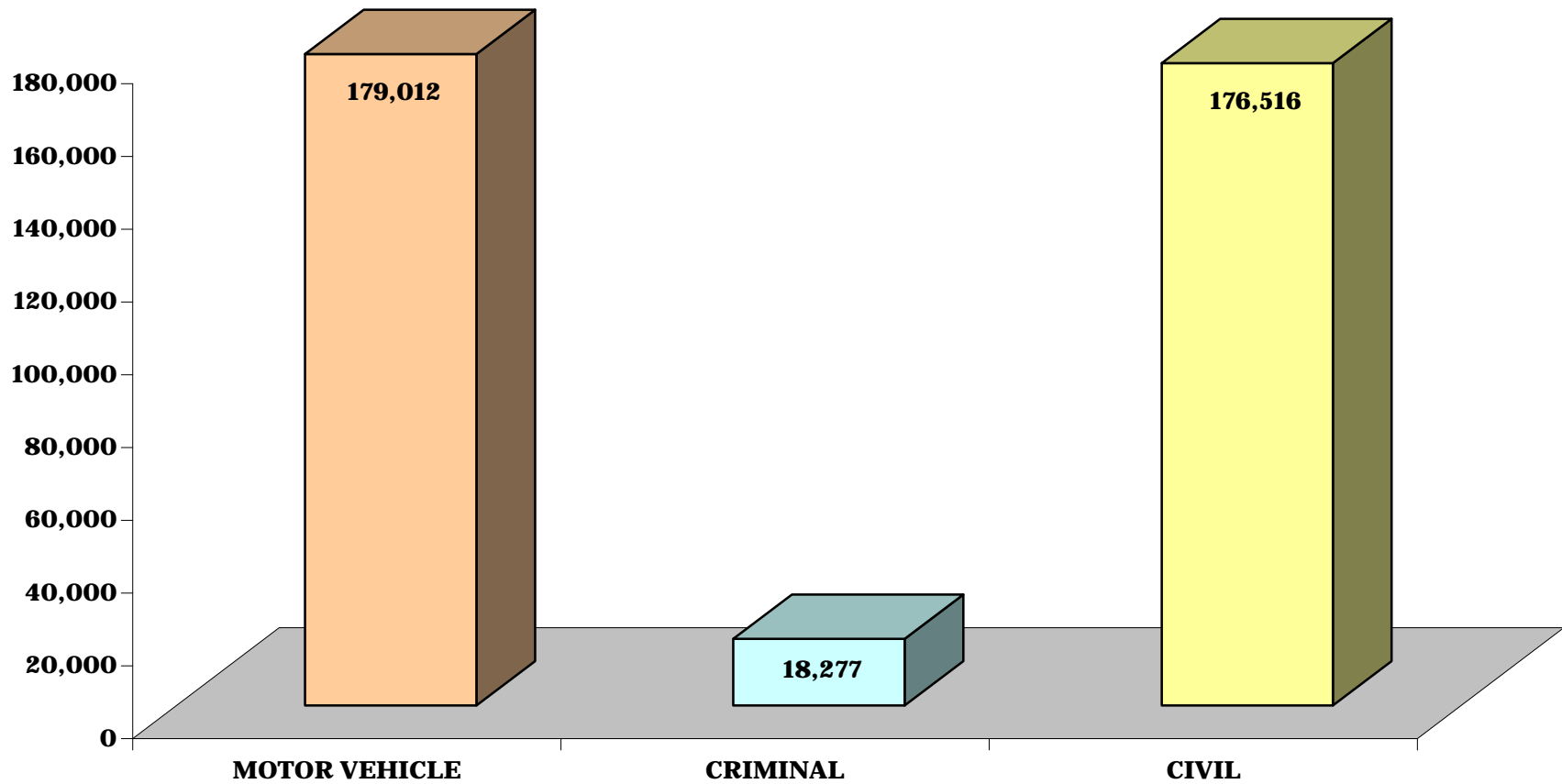


**CHART DC-4.3.8  
DISTRICT COURT**

**DISTRICT 8 - Baltimore County**

**TOTAL MOTOR VEHICLE, CRIMINAL AND CIVIL CASES FILED**

**Fiscal Year 2006**

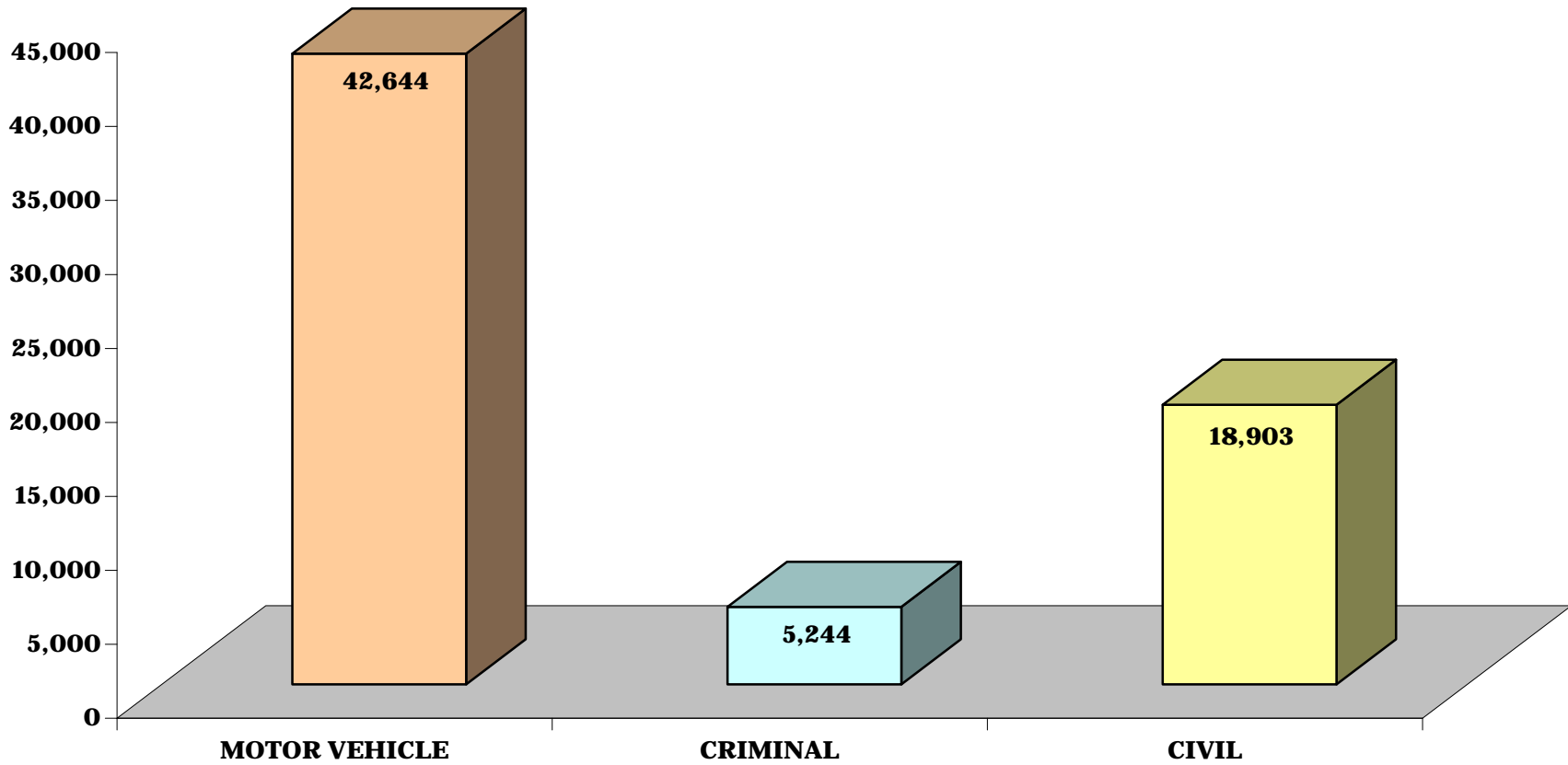


**CHART DC-4.3.9  
DISTRICT COURT**

**DISTRICT 9 - Harford County**

**TOTAL MOTOR VEHICLE, CRIMINAL AND CIVIL CASES FILED**

**Fiscal Year 2006**

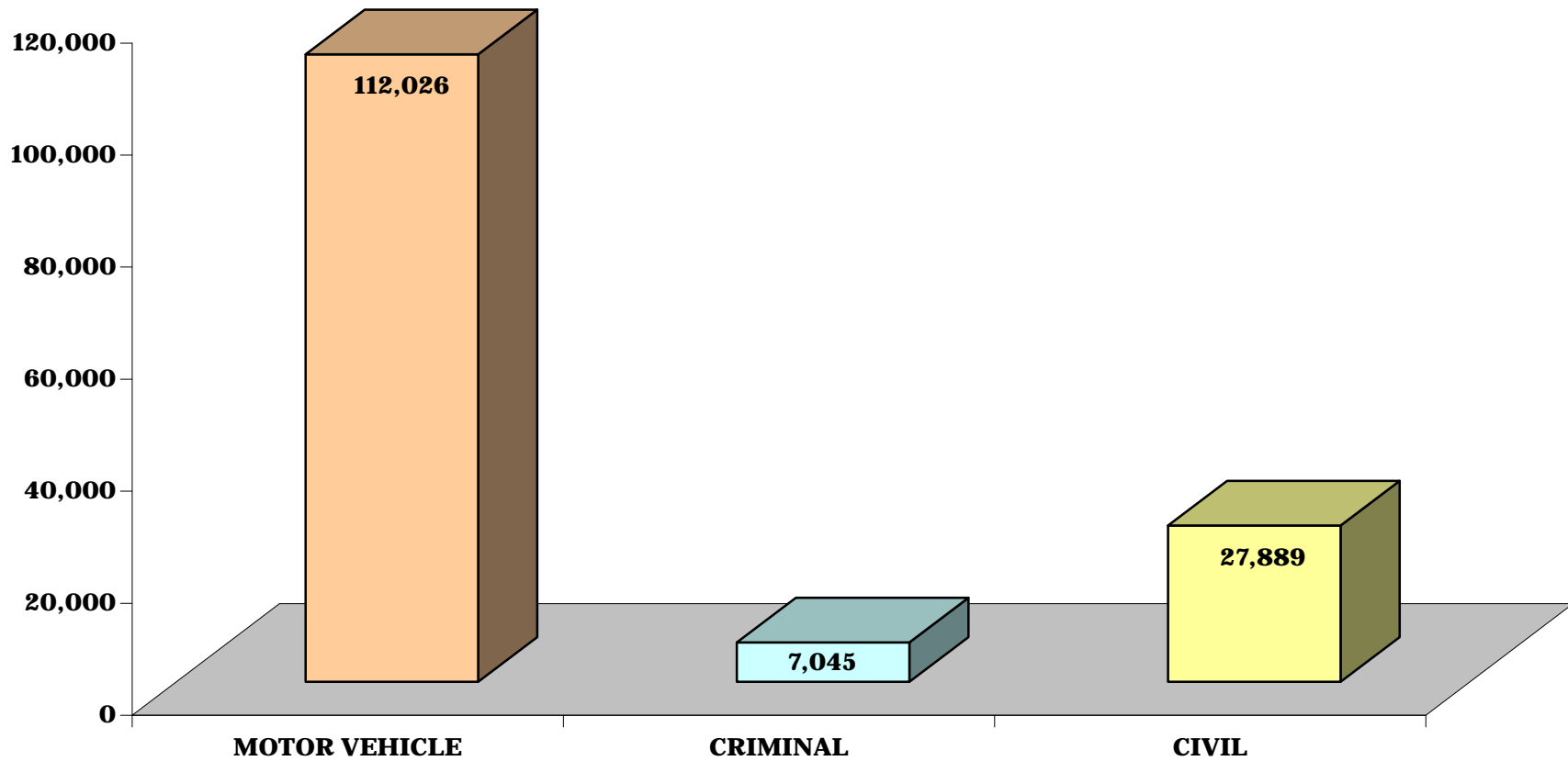


**CHART DC-4.3.10  
DISTRICT COURT**

**DISTRICT 10 - Carroll and Howard Counties**

**TOTAL MOTOR VEHICLE, CRIMINAL AND CIVIL CASES FILED**

**Fiscal Year 2006**

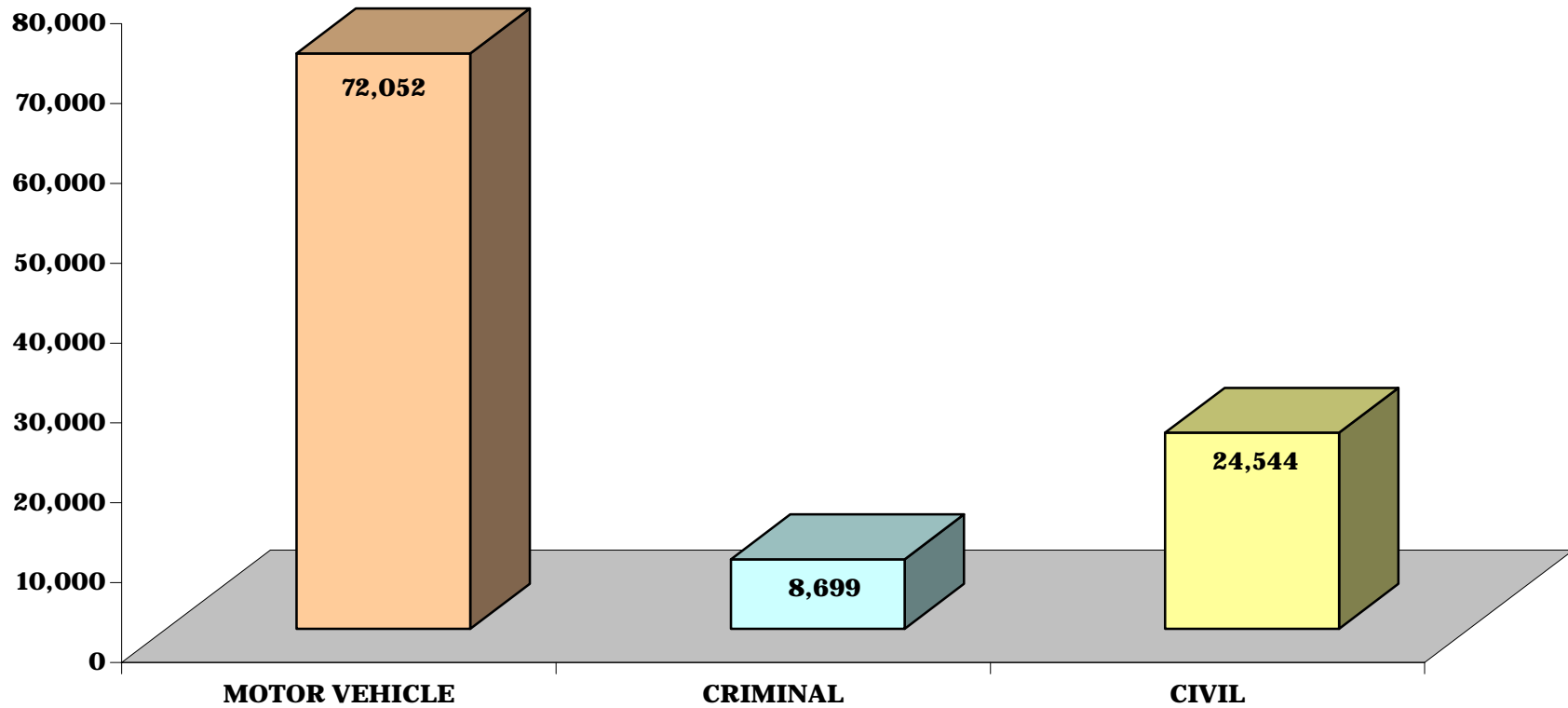


**CHART DC-4.3.11  
DISTRICT COURT**

**DISTRICT 11 - Frederick and Washington Counties**

**TOTAL MOTOR VEHICLE, CRIMINAL AND CIVIL CASES FILED**

**Fiscal Year 2006**

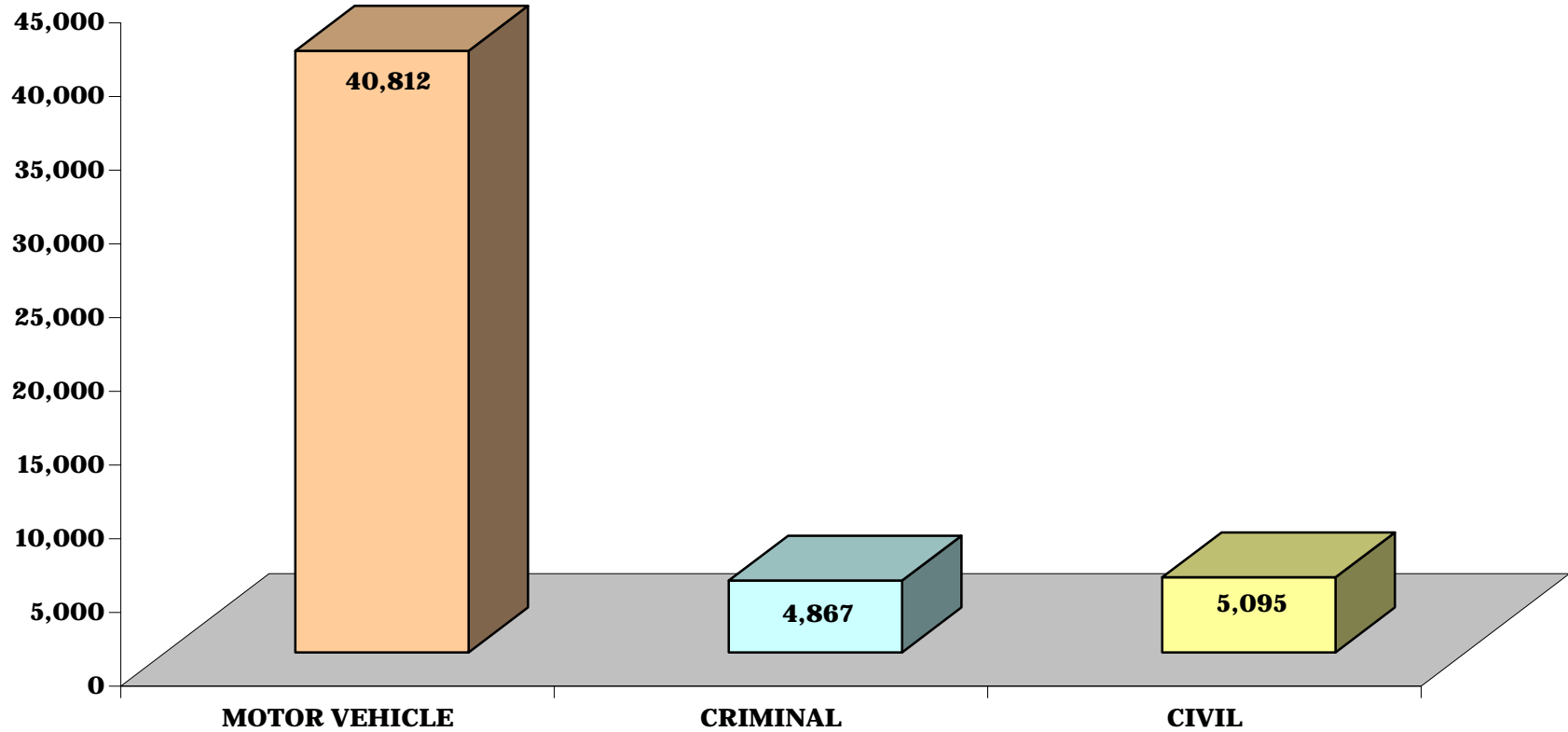


**CHART DC-4.3.12  
DISTRICT COURT**

**DISTRICT 12 - Allegany and Garrett Counties**

**TOTAL MOTOR VEHICLE, CRIMINAL AND CIVIL CASES FILED**

**Fiscal Year 2006**

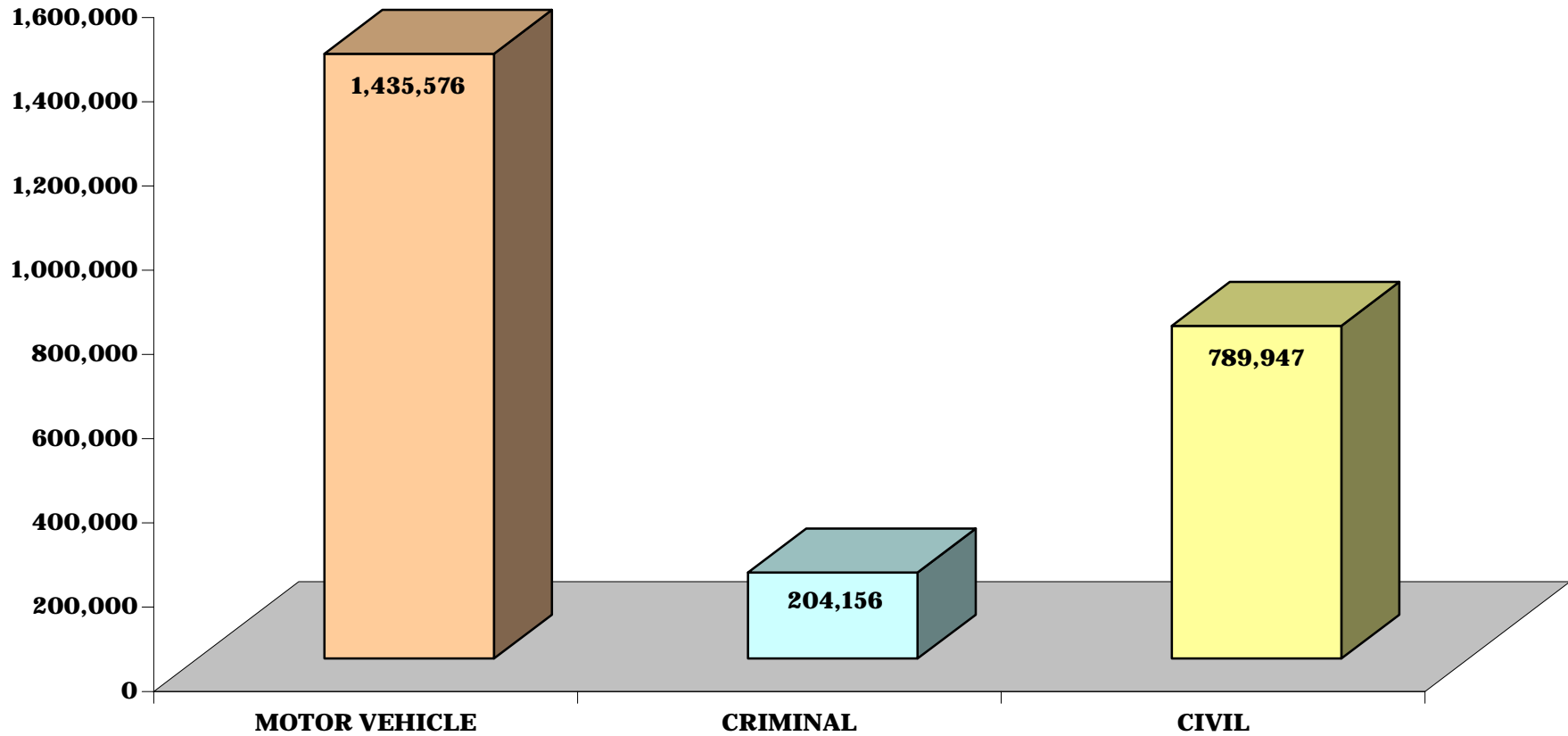




**CHART DC-4.3.13  
DISTRICT COURT**

**STATE TOTAL:  
TOTAL MOTOR VEHICLE, CRIMINAL AND CIVIL CASES FILED**

**Fiscal Year 2006**



**TABLE DC-5  
DISTRICT COURT**

**MOTOR VEHICLE CASES\* FILED AND TERMINATED**

**5 Year Comparative Data: Fiscal Years 2002 - 2006**

	FY 2002		FY 2003		FY 2004		FY 2005		FY 2006	
	Filed	Terminated	Filed	Terminated	Filed	Terminated	Filed	Terminated	Filed	Terminated
<b>District 1</b>	<b>153,385</b>	<b>135,612</b>	<b>161,404</b>	<b>150,062</b>	<b>158,163</b>	<b>149,098</b>	<b>162,183</b>	<b>151,954</b>	<b>154,538</b>	<b>165,625</b>
Baltimore City	153,385	135,612	161,404	150,062	158,163	149,098	162,183	151,954	154,538	165,625
<b>District 2</b>	<b>75,220</b>	<b>72,120</b>	<b>70,792</b>	<b>68,233</b>	<b>93,841</b>	<b>87,612</b>	<b>104,361</b>	<b>93,254</b>	<b>103,633</b>	<b>98,593</b>
Dorchester	10,744	10,503	9,326	9,313	11,769	10,900	13,479	11,806	15,880	13,826
Somerset	12,201	12,126	10,443	9,691	16,849	15,990	19,896	17,906	21,895	20,713
Wicomico	28,806	27,594	25,827	24,933	35,116	32,845	37,032	34,033	34,398	33,808
Worcester	23,469	21,897	25,196	24,296	30,107	27,877	33,954	29,509	31,460	30,246
<b>District 3</b>	<b>77,857</b>	<b>77,456</b>	<b>79,929</b>	<b>74,851</b>	<b>100,117</b>	<b>94,175</b>	<b>99,392</b>	<b>92,094</b>	<b>104,524</b>	<b>93,312</b>
Caroline	7,259	7,115	7,479	6,942	8,927	8,363	10,587	9,250	12,583	11,311
Cecil	34,957	34,029	33,972	31,448	44,846	43,325	38,443	35,525	40,685	37,530
Kent	6,404	6,520	5,750	5,219	5,600	5,317	8,024	6,977	9,068	7,423
Queen Anne's	15,166	15,435	17,538	16,610	26,015	23,175	26,002	24,778	24,535	21,022
Talbot	14,071	14,357	15,190	14,632	14,729	13,995	16,336	15,564	17,653	16,026

	FY 2002		FY 2003		FY 2004		FY 2005		FY 2006	
	Filed	Terminated	Filed	Terminated	Filed	Terminated	Filed	Terminated	Filed	Terminated
<b>District 4</b>	<b>60,544</b>	<b>61,678</b>	<b>63,099</b>	<b>60,317</b>	<b>81,264</b>	<b>75,544</b>	<b>82,183</b>	<b>77,227</b>	<b>92,287</b>	<b>86,631</b>
Calvert	17,273	17,857	16,197	16,153	19,730	18,682	20,376	19,395	21,601	21,463
Charles	28,910	27,683	31,929	29,591	40,598	37,117	39,470	37,004	45,025	41,074
St. Mary's	14,361	16,138	14,973	14,573	20,936	19,745	22,337	20,828	25,661	24,094
<b>District 5</b>	<b>123,337</b>	<b>130,358</b>	<b>144,609</b>	<b>131,882</b>	<b>152,818</b>	<b>143,826</b>	<b>166,975</b>	<b>146,162</b>	<b>193,295</b>	<b>173,818</b>
Prince George's	123,337	130,358	144,609	131,882	152,818	143,826	166,975	146,162	193,295	173,818
<b>District 6</b>	<b>178,205</b>	<b>171,594</b>	<b>168,780</b>	<b>165,927</b>	<b>188,817</b>	<b>177,725</b>	<b>212,007</b>	<b>196,919</b>	<b>201,307</b>	<b>191,429</b>
Montgomery	178,205	171,594	168,780	165,927	188,817	177,725	212,007	196,919	201,307	191,429

**MOTOR VEHICLE CASES\* FILED AND TERMINATED, page 2**

	FY 2002		FY 2003		FY 2004		FY 2005		FY 2006	
	Filed	Terminated	Filed	Terminated	Filed	Terminated	Filed	Terminated	Filed	Terminated
<b>District 7</b>	<b>96,139</b>	<b>104,237</b>	<b>101,295</b>	<b>97,064</b>	<b>121,709</b>	<b>114,882</b>	<b>126,575</b>	<b>116,506</b>	<b>139,446</b>	<b>125,927</b>
Anne Arundel	96,139	104,237	101,295	97,064	121,709	114,882	126,575	116,506	139,446	125,927
<b>District 8</b>	<b>157,881</b>	<b>165,898</b>	<b>156,014</b>	<b>150,529</b>	<b>177,529</b>	<b>168,014</b>	<b>176,249</b>	<b>169,224</b>	<b>179,012</b>	<b>170,235</b>
Baltimore	157,881	165,898	156,014	150,529	177,529	168,014	176,249	169,224	179,012	170,235
<b>District 9</b>	<b>39,369</b>	<b>38,596</b>	<b>47,186</b>	<b>43,591</b>	<b>49,148</b>	<b>48,032</b>	<b>44,601</b>	<b>44,470</b>	<b>42,644</b>	<b>40,914</b>
Harford	39,369	38,596	47,186	43,591	49,148	48,032	44,601	44,470	42,644	40,914

	FY 2002		FY 2003		FY 2004		FY 2005		FY 2006	
	Filed	Terminated	Filed	Terminated	Filed	Terminated	Filed	Terminated	Filed	Terminated
<b>District 10</b>	<b>93,266</b>	<b>91,973</b>	<b>97,695</b>	<b>93,420</b>	<b>107,680</b>	<b>108,529</b>	<b>105,820</b>	<b>105,916</b>	<b>112,026</b>	<b>104,916</b>
Carroll	27,618	28,546	30,991	29,881	44,725	39,556	38,816	42,624	38,408	36,412
Howard	65,648	63,427	66,704	63,539	62,955	68,973	67,004	63,292	73,618	68,504
<b>District 11</b>	<b>69,626</b>	<b>68,414</b>	<b>75,948</b>	<b>72,491</b>	<b>84,458</b>	<b>80,529</b>	<b>82,061</b>	<b>78,799</b>	<b>72,052</b>	<b>72,215</b>
Frederick	45,605	44,348	47,824	46,374	50,788	48,929	50,968	49,024	44,406	43,525
Washington	24,021	24,066	28,124	26,117	33,670	31,600	31,093	29,775	27,646	28,690
<b>District 12</b>	<b>29,890</b>	<b>28,523</b>	<b>35,528</b>	<b>33,357</b>	<b>45,432</b>	<b>43,714</b>	<b>44,103</b>	<b>41,272</b>	<b>40,812</b>	<b>37,531</b>
Allegany	12,841	12,650	16,394	15,614	22,661	21,992	20,884	19,407	20,127	18,450
Garrett	17,049	15,873	19,134	17,743	22,771	21,722	23,219	21,865	20,685	19,081

	FY 2002		FY 2003		FY 2004		FY 2005		FY 2006	
	Filed	Terminated	Filed	Terminated	Filed	Terminated	Filed	Terminated	Filed	Terminated
<b>State Totals</b>	<b>1,154,719</b>	<b>1,146,459</b>	<b>1,202,279</b>	<b>1,141,724</b>	<b>1,360,976</b>	<b>1,291,680</b>	<b>1,406,510</b>	<b>1,313,797</b>	<b>1,435,576</b>	<b>1,361,146</b>

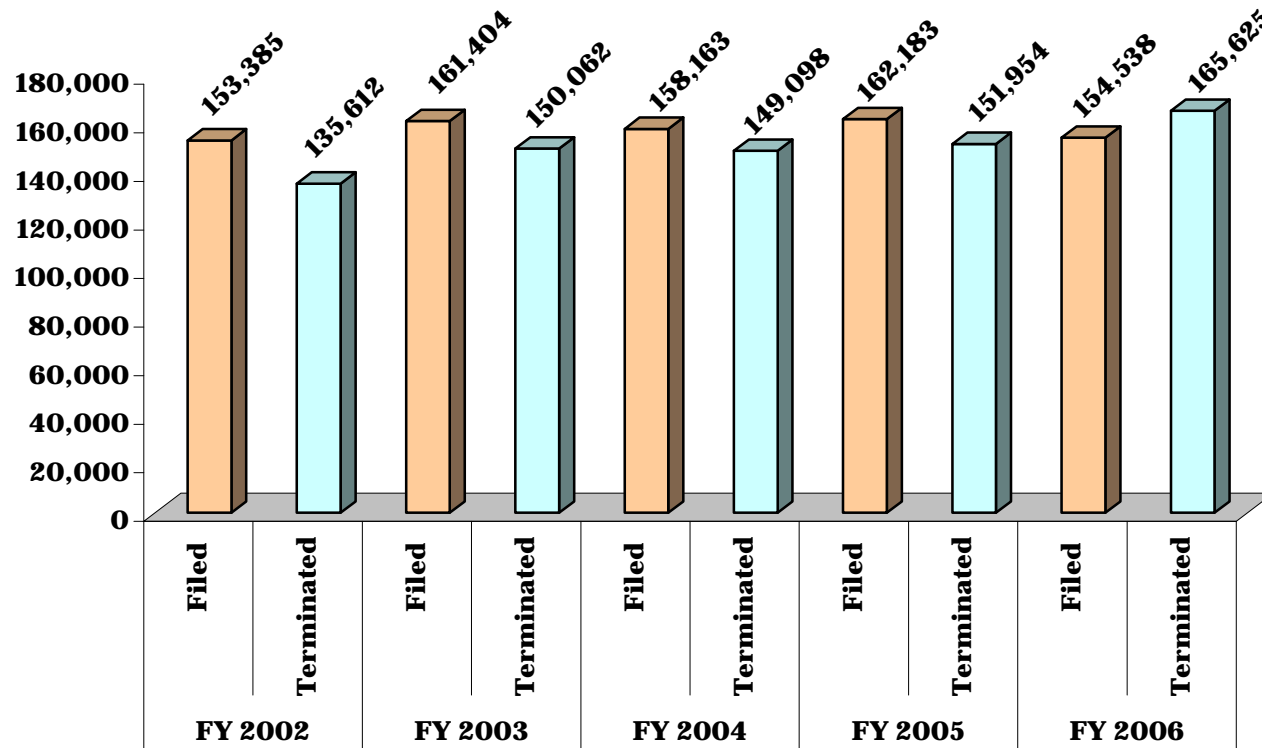
\*Traffic case counts include citations issued under the Maryland Transportation Article; parking and red light citation requests for trials; Department of Natural Resources cases; and Mass Transit Administration citations.

**CHART DC-5.1  
DISTRICT COURT**

**DISTRICT 1 - Baltimore City**

**MOTOR VEHICLE CASES\* FILED AND TERMINATED**

**5 Year Comparative Data: Fiscal Years 2002 - 2006**



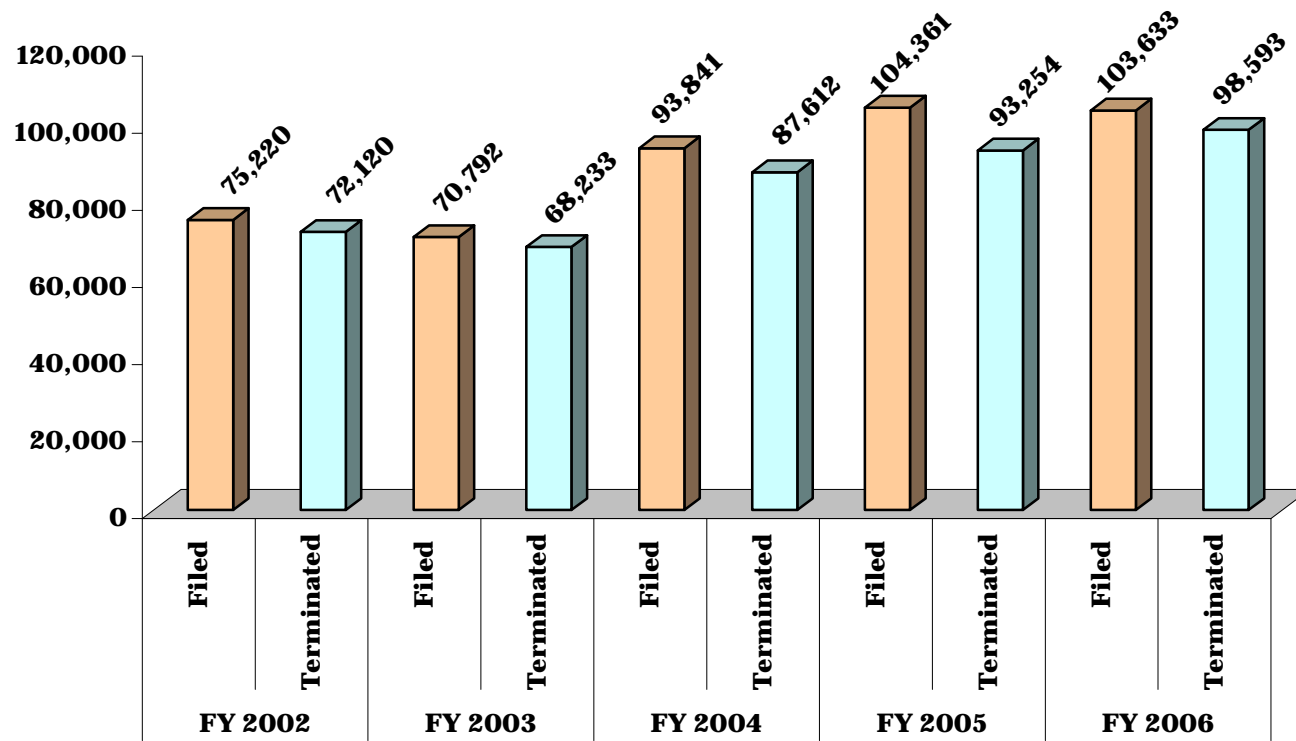
\*Traffic case counts include citations issued under the Maryland Transportation Article; parking and red light citation requests for trials; Department of Natural Resources cases; and Mass Transit Administration citations. Prior to FY 2002, case counts included only citations issued under the Maryland Transportation Article.

**CHART DC-5.2  
DISTRICT COURT**

**DISTRICT 2 - Dorchester, Somerset, Wicomico and Worcester Counties**

**MOTOR VEHICLE CASES\* FILED AND TERMINATED**

**5 Year Comparative Data: Fiscal Years 2002 - 2006**



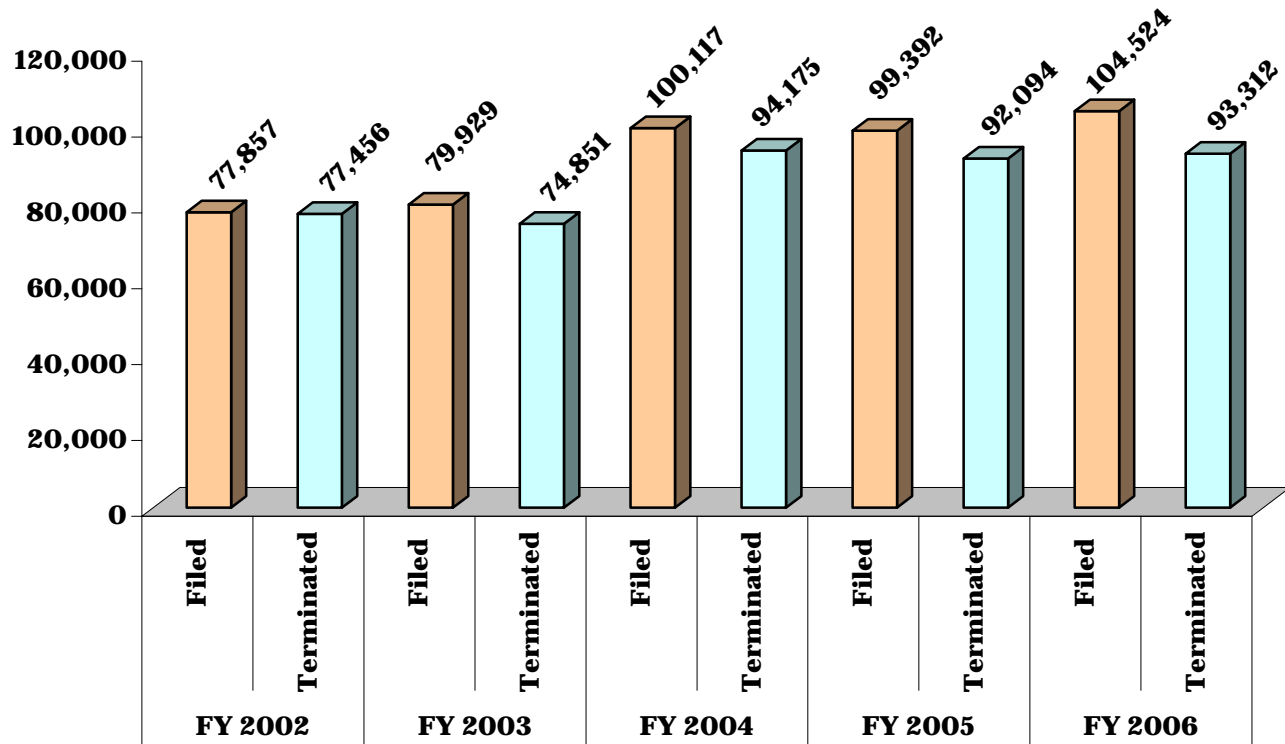
\*Traffic case counts include citations issued under the Maryland Transportation Article; parking and red light citation requests for trials; Department of Natural Resources cases; and Mass Transit Administration citations. Prior to FY 2002, case counts included only citations issued under the Maryland Transportation Article.

**CHART DC-5.3  
DISTRICT COURT**

**DISTRICT 3 - Caroline, Cecil, Kent, Queen Anne's and Talbot Counties**

**MOTOR VEHICLE CASES\* FILED AND TERMINATED**

**5 Year Comparative Data: Fiscal Years 2002 - 2006**



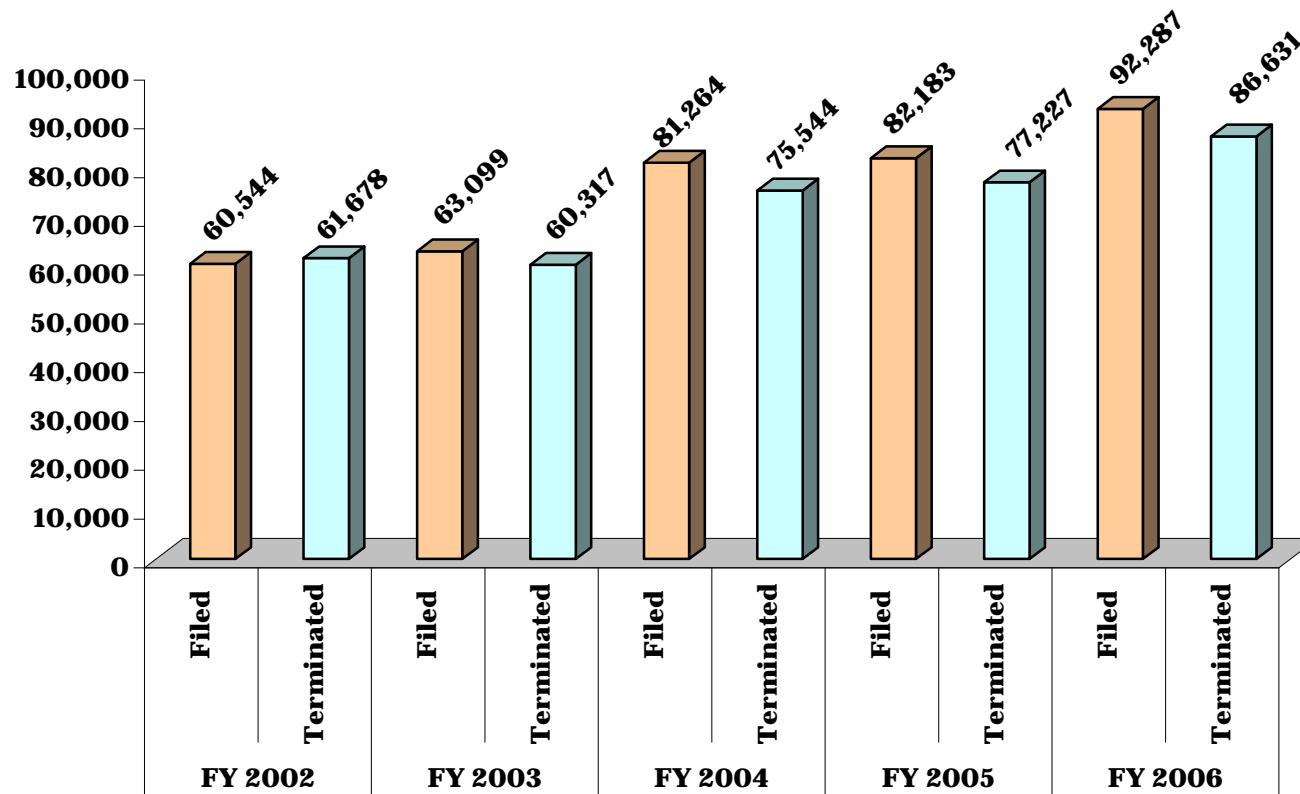
\*Traffic case counts include citations issued under the Maryland Transportation Article; parking and red light citation requests for trials; Department of Natural Resources cases; and Mass Transit Administration citations. Prior to FY 2002, case counts included only citations issued under the Maryland Transportation Article.

**CHART DC-5.4  
DISTRICT COURT**

**DISTRICT 4 - Calvert, Charles and St. Mary's Counties**

**MOTOR VEHICLE CASES\* FILED AND TERMINATED**

**5 Year Comparative Data: Fiscal Years 2002 - 2006**



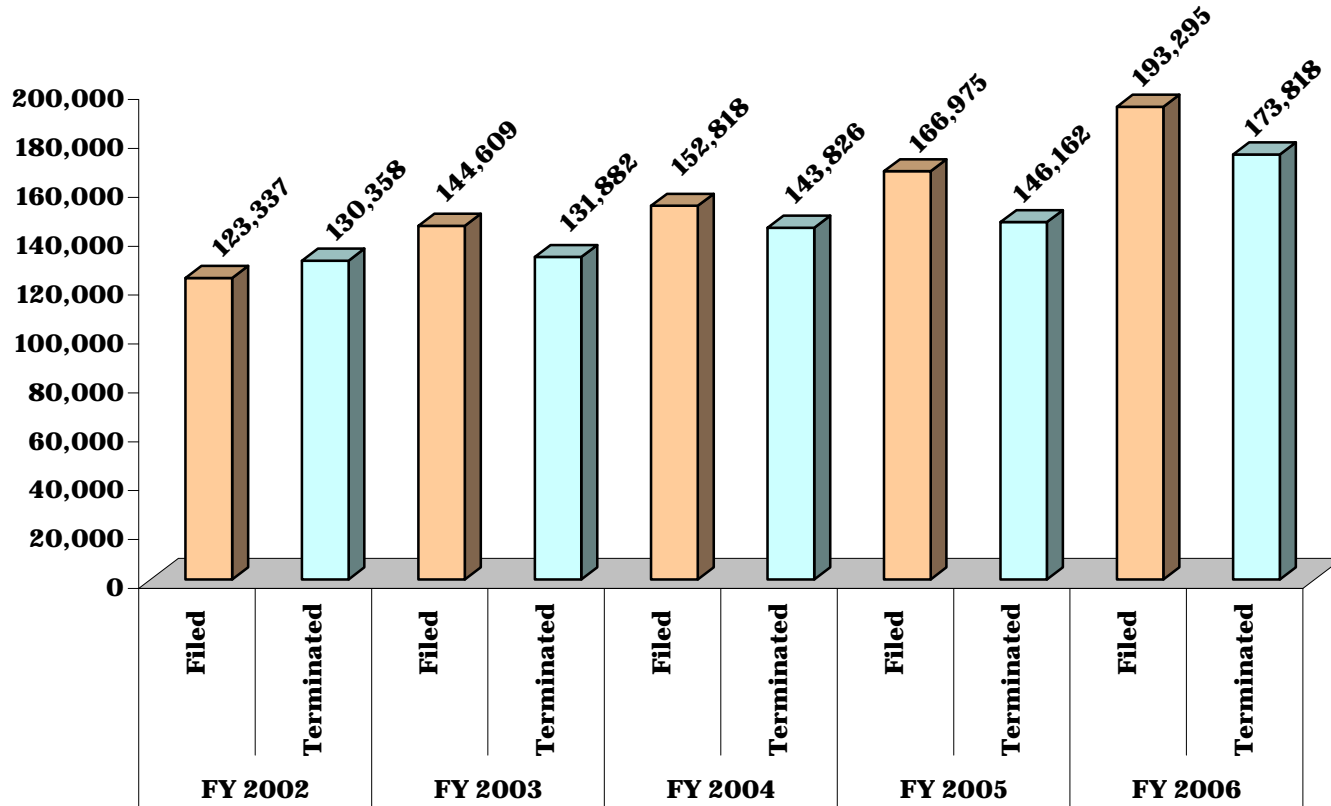
\*Traffic case counts include citations issued under the Maryland Transportation Article; parking and red light citation requests for trials; Department of Natural Resources cases; and Mass Transit Administration citations. Prior to FY 2002, case counts included only citations issued under the Maryland Transportation Article.

**CHART DC-5.5  
DISTRICT COURT**

**DISTRICT 5 - Prince George's County**

**MOTOR VEHICLE CASES\* FILED AND TERMINATED**

**5 Year Comparative Data: Fiscal Years 2002 - 2006**



\*Traffic case counts include citations issued under the Maryland Transportation Article; parking and red light citation requests for trials; Department of Natural Resources cases; and Mass Transit Administration citations. Prior to FY 2002, case counts included only citations issued under the Maryland Transportation Article.

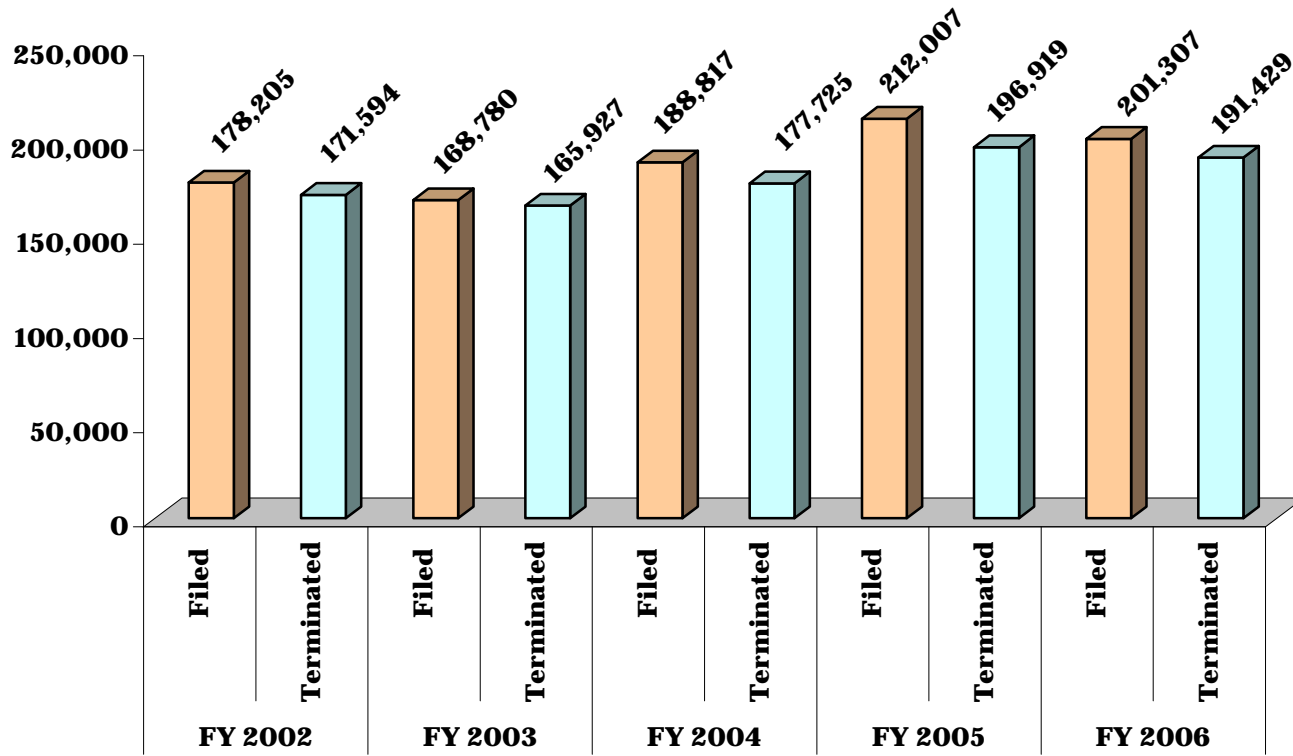


**CHART DC-5.6  
DISTRICT COURT**

**DISTRICT 6 - Montgomery County**

**MOTOR VEHICLE CASES\* FILED AND TERMINATED**

**5 Year Comparative Data: Fiscal Years 2002 - 2006**



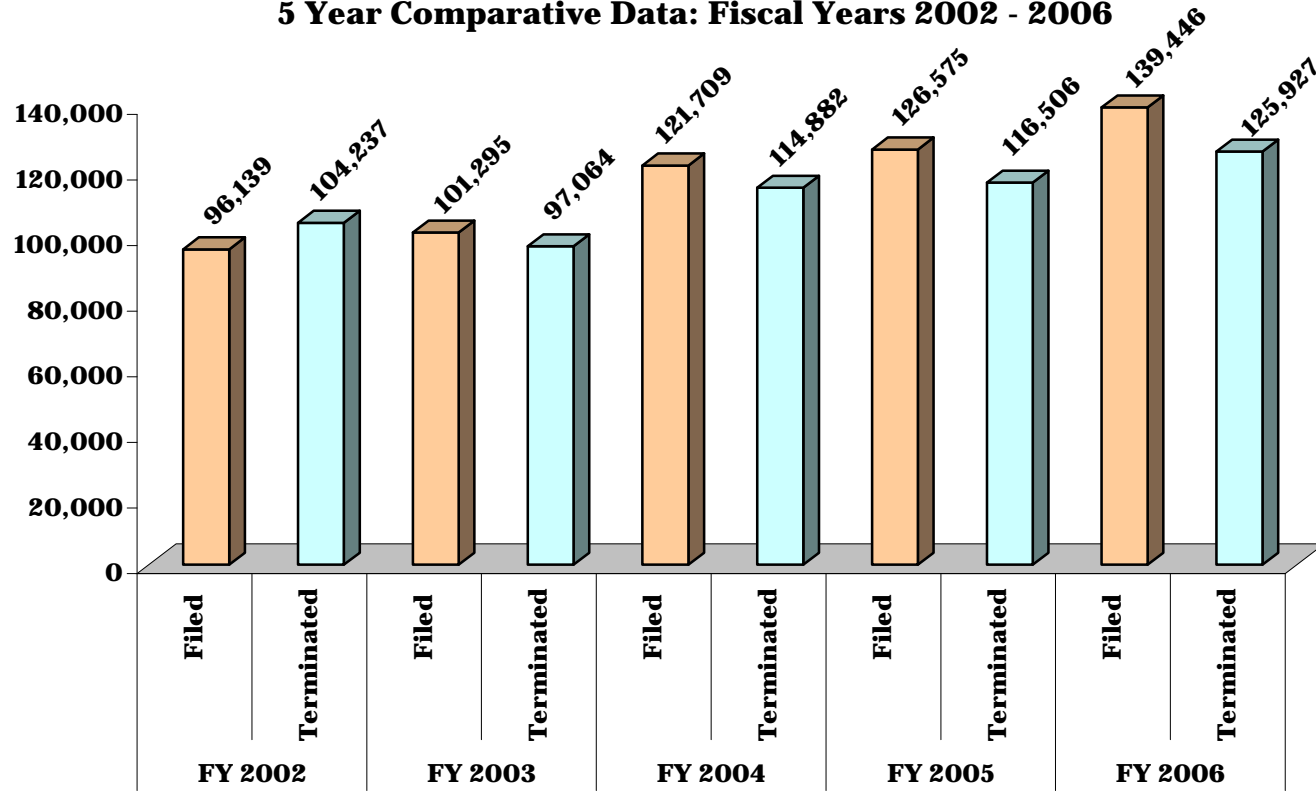
\*Traffic case counts include citations issued under the Maryland Transportation Article; parking and red light citation requests for trials; Department of Natural Resources cases; and Mass Transit Administration citations. Prior to FY 2002, case counts included only citations issued under the Maryland Transportation Article.

**CHART DC-5.7  
DISTRICT COURT**

**DISTRICT 7 - Anne Arundel County**

**MOTOR VEHICLE CASES\* FILED AND TERMINATED**

**5 Year Comparative Data: Fiscal Years 2002 - 2006**



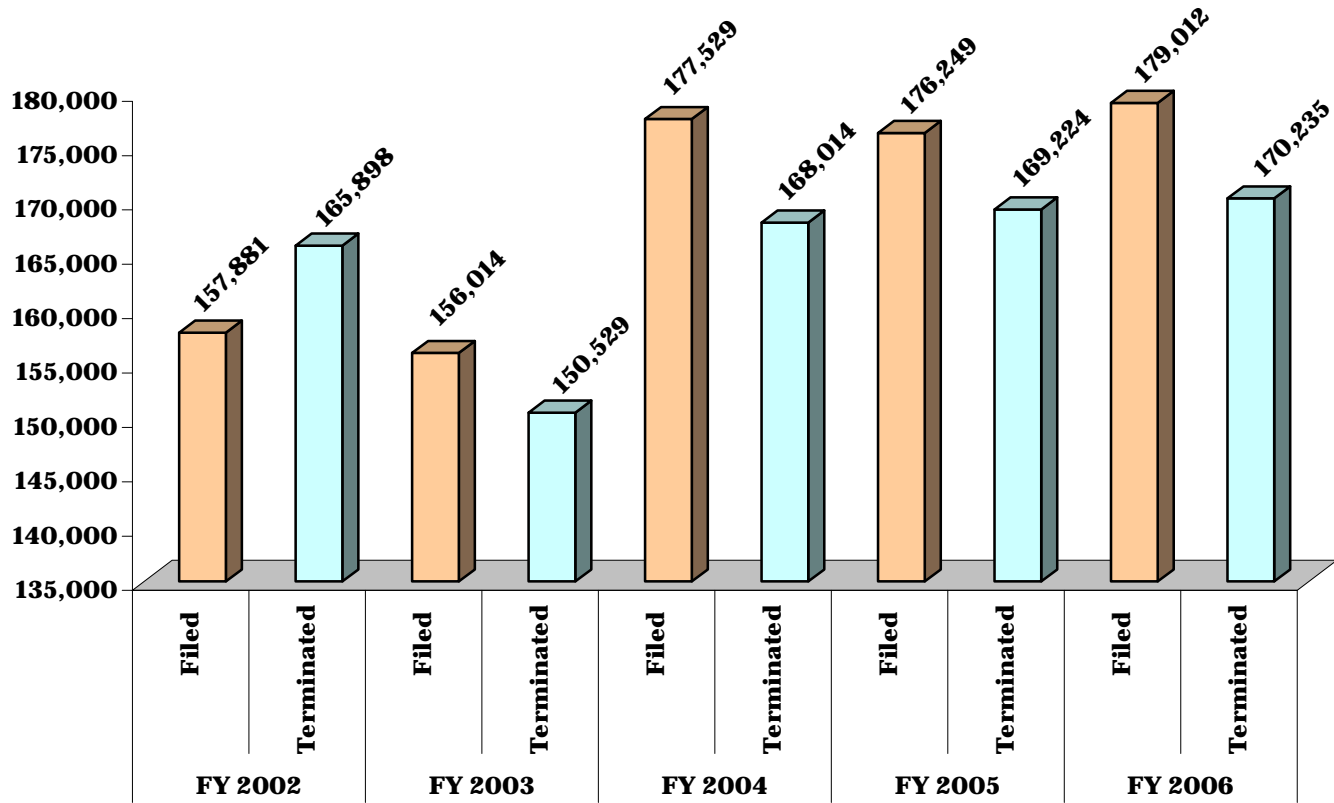
\*Traffic case counts include citations issued under the Maryland Transportation Article; parking and red light citation requests for trials; Department of Natural Resources cases; and Mass Transit Administration citations. Prior to FY 2002, case counts included only citations issued under the Maryland Transportation Article.

**CHART DC-5.8  
DISTRICT COURT**

**DISTRICT 8 - Baltimore County**

**MOTOR VEHICLE CASES\* FILED AND TERMINATED**

**5 Year Comparative Data: Fiscal Years 2002 - 2006**



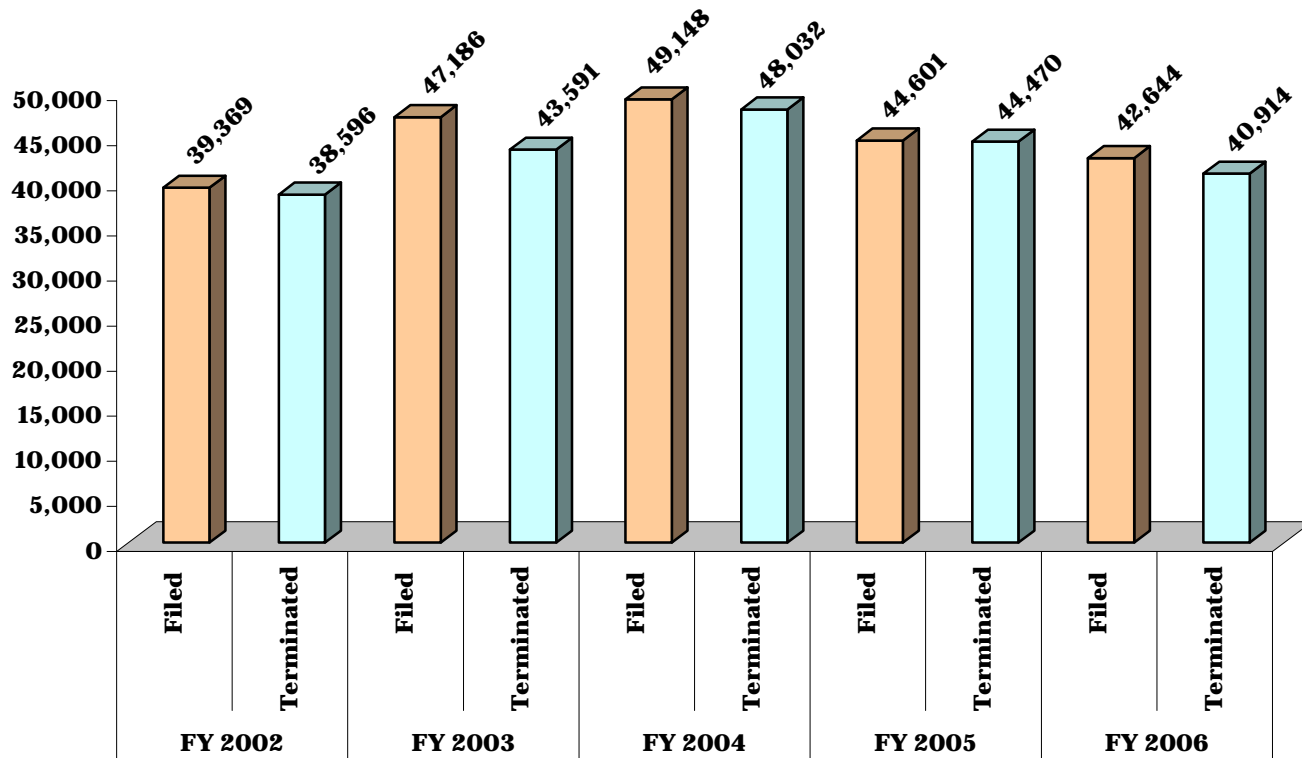
\*Traffic case counts include citations issued under the Maryland Transportation Article; parking and red light citation requests for trials; Department of Natural Resources cases; and Mass Transit Administration citations. Prior to FY 2002, case counts included only citations issued under the Maryland Transportation Article.

**CHART DC-5.9  
DISTRICT COURT**

**DISTRICT 9 - Harford County**

**MOTOR VEHICLE CASES\* FILED AND TERMINATED**

**5 Year Comparative Data: Fiscal Years 2002 - 2006**



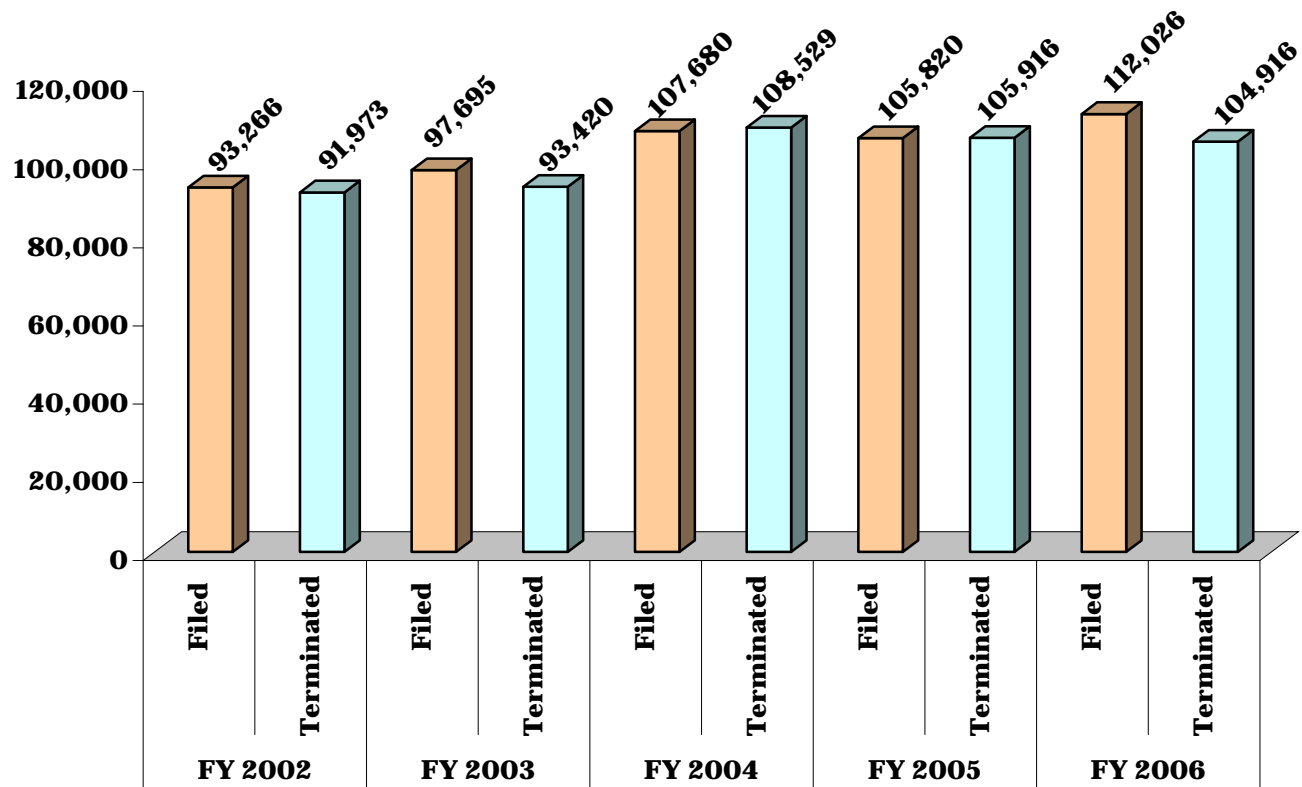
\*Traffic case counts include citations issued under the Maryland Transportation Article; parking and red light citation requests for trials; Department of Natural Resources cases; and Mass Transit Administration citations. Prior to FY 2002, case counts included only citations issued under the Maryland Transportation Article.

**CHART DC-5.10  
DISTRICT COURT**

**DISTRICT 10 - Carroll and Howard Counties**

**MOTOR VEHICLE CASES\* FILED AND TERMINATED**

**5 Year Comparative Data: Fiscal Years 2002 - 2006**



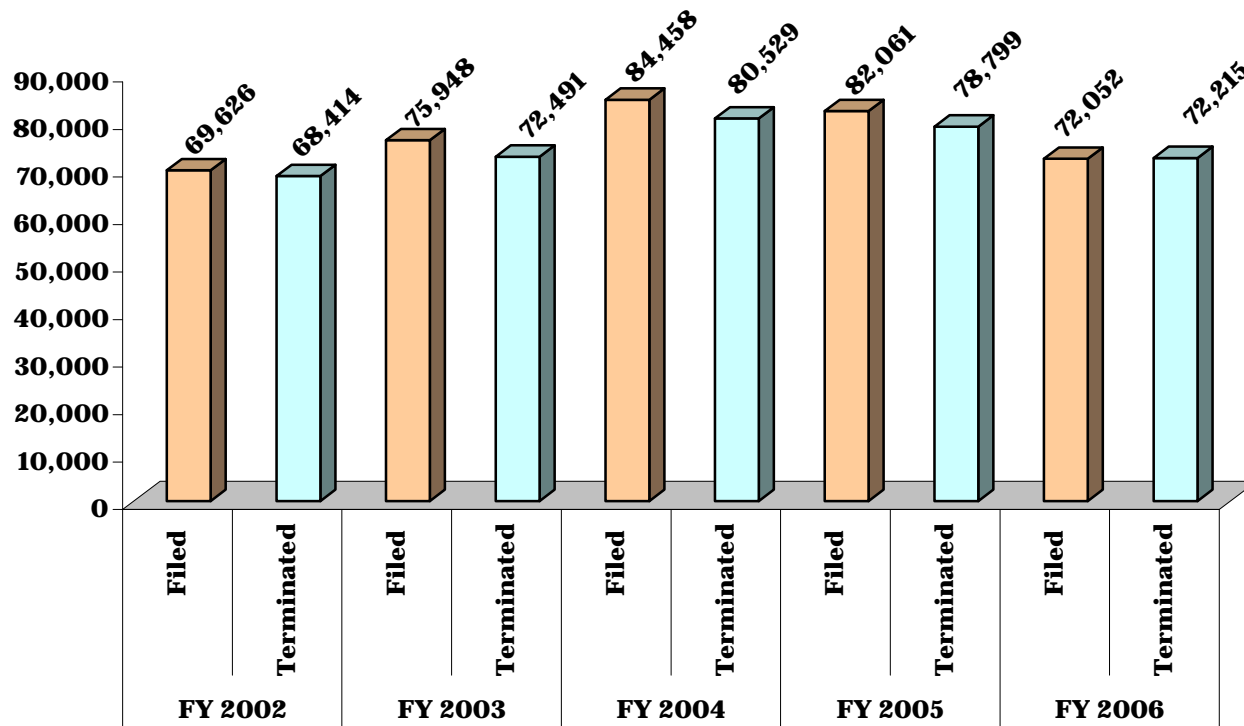
\*Traffic case counts include citations issued under the Maryland Transportation Article; parking and red light citation requests for trials; Department of Natural Resources cases; and Mass Transit Administration citations. Prior to FY 2002, case counts included only citations issued under the Maryland Transportation Article.

**CHART DC-5.11  
DISTRICT COURT**

**DISTRICT 11 - Frederick and Washington Counties**

**MOTOR VEHICLE CASES\* FILED AND TERMINATED**

**5 Year Comparative Data: Fiscal Years 2002 - 2006**



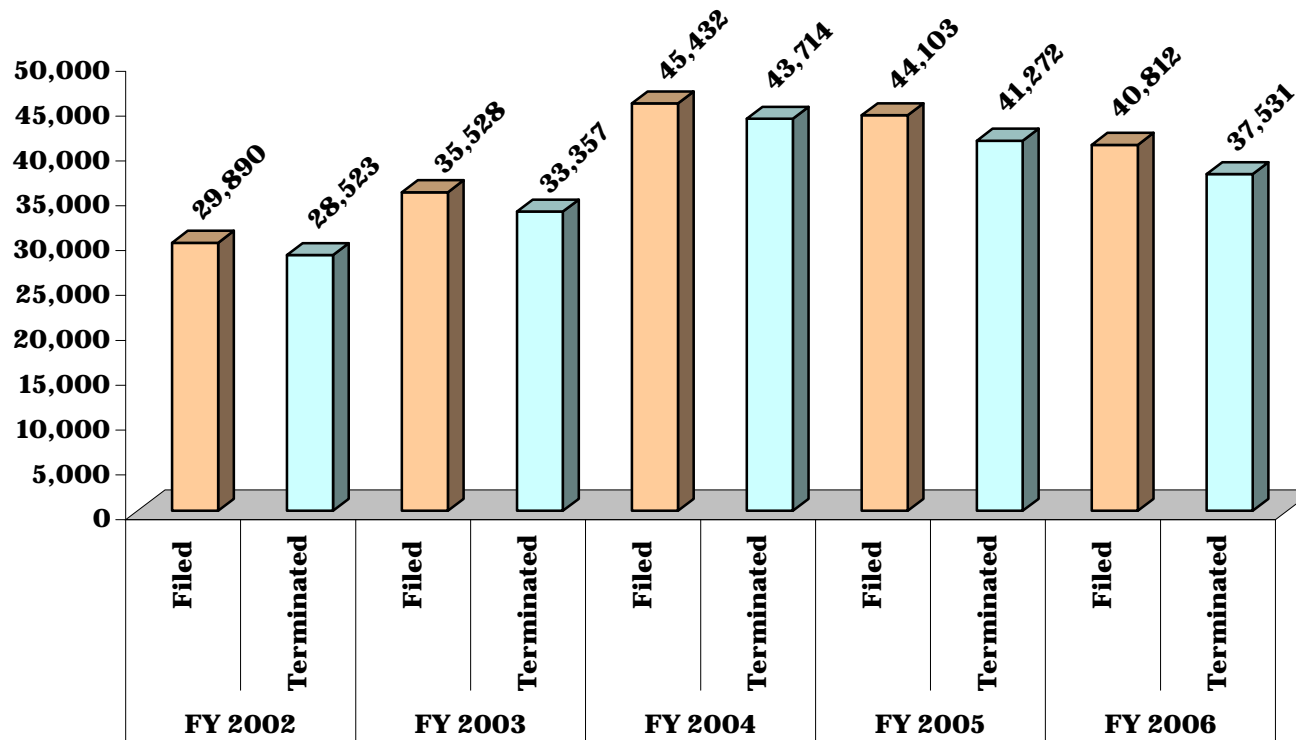
\*Traffic case counts include citations issued under the Maryland Transportation Article; parking and red light citation requests for trials; Department of Natural Resources cases; and Mass Transit Administration citations. Prior to FY 2002, case counts included only citations issued under the Maryland Transportation Article.

**CHART DC-5.12  
DISTRICT COURT**

**DISTRICT 12 - Allegany and Garrett Counties**

**MOTOR VEHICLE CASES\* FILED AND TERMINATED**

**5 Year Comparative Data: Fiscal Years 2002 - 2006**

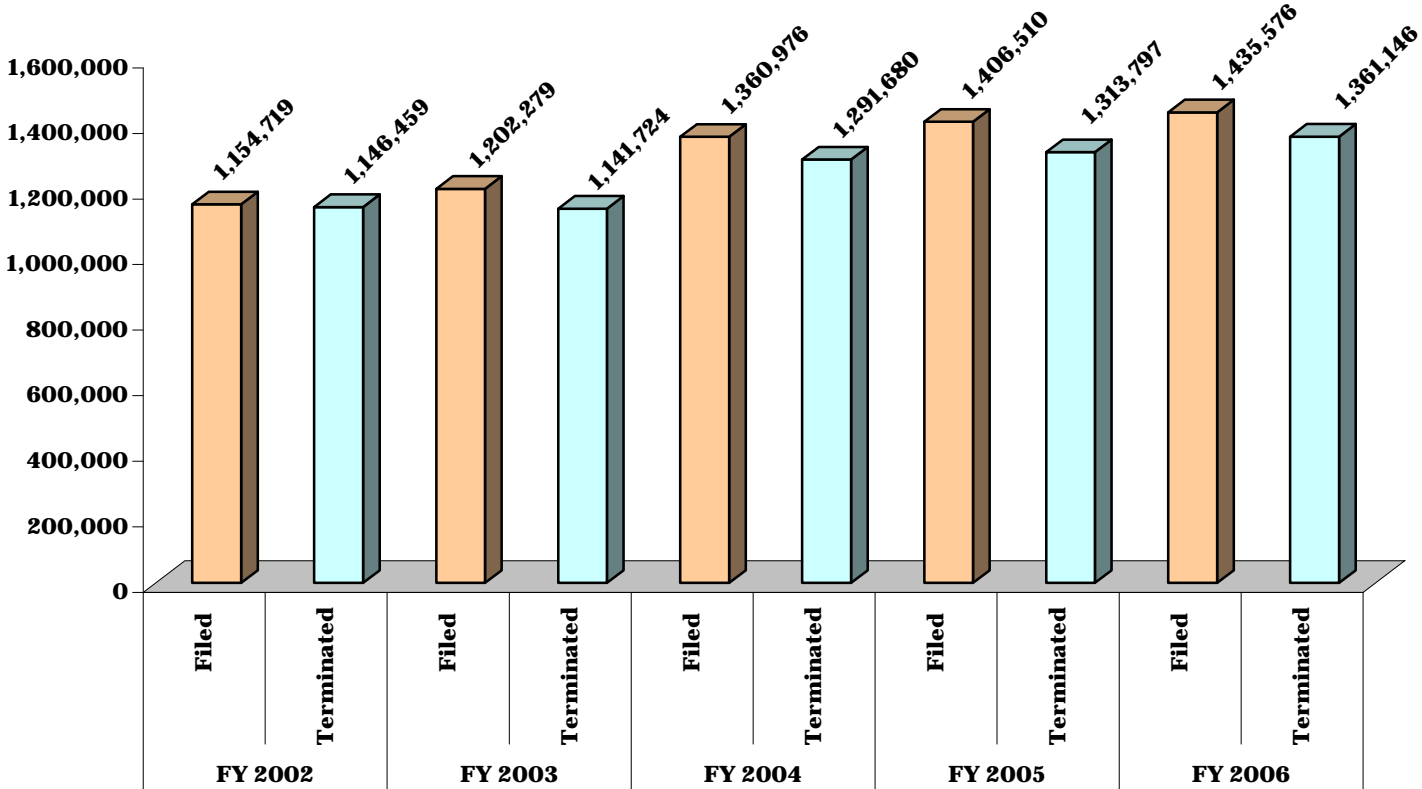


\*Traffic case counts include citations issued under the Maryland Transportation Article; parking and red light citation requests for trials; Department of Natural Resources cases; and Mass Transit Administration citations. Prior to FY 2002, case counts included only citations issued under the Maryland Transportation Article.

**CHART DC-5.13  
DISTRICT COURT**

**STATE TOTAL:  
MOTOR VEHICLE CASES\* FILED AND TERMINATED**

**5 Year Comparative Data: Fiscal Years 2002 - 2006**



\*Traffic case counts include citations issued under the Maryland Transportation Article; parking and red light citation requests for trials; Department of Natural Resources cases; and Mass Transit Administration citations. Prior to FY 2002, case counts included only citations issued under the Maryland Transportation Article.



**TABLE DC-6.1  
DISTRICT COURT**

**CRIMINAL CASES FILED AND TERMINATED**

**5 Year Comparative Data: Fiscal Years 2002 - 2006**

	FY 2002		FY 2003		FY 2004		FY 2005		FY 2006	
	Filed	Terminated	Filed	Terminated	Filed	Terminated	Filed	Terminated	Filed	Terminated
<b>District 1</b>	<b>76,406</b>	<b>78,309</b>	<b>75,117</b>	<b>73,657</b>	<b>93,677</b>	<b>98,494</b>	<b>84,255</b>	<b>88,777</b>	<b>78,605</b>	<b>84,761</b>
Baltimore City	76,406	78,309	75,117	73,657	93,677	98,494	84,255	88,777	78,605	84,761
<b>District 2</b>	<b>11,308</b>	<b>11,647</b>	<b>11,633</b>	<b>11,615</b>	<b>11,942</b>	<b>12,021</b>	<b>11,568</b>	<b>11,624</b>	<b>11,479</b>	<b>12,494</b>
Dorchester	1,409	1,525	1,354	1,494	1,482	1,505	1,689	1,682	1,530	1,735
Somerset	974	965	1,048	991	1,050	982	1,097	977	1,127	1,107
Wicomico	3,221	3,484	3,321	3,405	3,344	3,478	3,334	3,399	3,531	3,812
Worcester	5,704	5,673	5,910	5,725	6,066	6,056	5,448	5,566	5,291	5,840
<b>District 3</b>	<b>6,930</b>	<b>8,024</b>	<b>7,665</b>	<b>8,180</b>	<b>7,863</b>	<b>8,234</b>	<b>7,350</b>	<b>7,921</b>	<b>7,961</b>	<b>8,250</b>
Caroline	1,160	1,251	1,239	1,408	1,071	1,266	1,027	1,023	1,225	1,292
Cecil	2,958	3,092	3,215	3,190	3,367	3,394	3,059	3,167	3,344	3,172
Kent	578	723	728	692	706	732	686	709	659	764
Queen Anne's	1,042	1,460	1,191	1,427	1,384	1,451	1,175	1,421	1,234	1,429
Talbot	1,192	1,498	1,292	1,463	1,335	1,391	1,403	1,601	1,499	1,593

	FY 2002		FY 2003		FY 2004		FY 2005		FY 2006	
	Filed	Terminated	Filed	Terminated	Filed	Terminated	Filed	Terminated	Filed	Terminated
<b>District 4</b>	<b>9,152</b>	<b>10,947</b>	<b>9,485</b>	<b>9,825</b>	<b>9,687</b>	<b>10,051</b>	<b>10,298</b>	<b>10,268</b>	<b>10,624</b>	<b>11,856</b>
Calvert	2,531	2,937	2,360	2,497	2,492	2,537	2,649	2,588	2,728	3,262
Charles	4,007	4,858	4,316	4,491	4,296	4,521	4,367	4,541	4,673	5,039
St. Mary's	2,614	3,152	2,809	2,837	2,899	2,993	3,282	3,139	3,223	3,555
<b>District 5</b>	<b>22,104</b>	<b>24,139</b>	<b>20,189</b>	<b>21,604</b>	<b>19,590</b>	<b>19,504</b>	<b>20,606</b>	<b>19,753</b>	<b>21,134</b>	<b>21,355</b>
Prince George's	22,104	24,139	20,189	21,604	19,590	19,504	20,606	19,753	21,134	21,355
<b>District 6</b>	<b>12,761</b>	<b>14,179</b>	<b>12,446</b>	<b>14,760</b>	<b>13,755</b>	<b>14,112</b>	<b>14,228</b>	<b>15,621</b>	<b>16,626</b>	<b>17,653</b>
Montgomery	12,761	14,179	12,446	14,760	13,755	14,112	14,228	15,621	16,626	17,653

**CRIMINAL CASES FILED AND TERMINATED, page 2**

	FY 2002		FY 2003		FY 2004		FY 2005		FY 2006	
	Filed	Terminated	Filed	Terminated	Filed	Terminated	Filed	Terminated	Filed	Terminated
<b>District 7</b>	<b>13,514</b>	<b>14,110</b>	<b>13,634</b>	<b>13,008</b>	<b>13,738</b>	<b>12,988</b>	<b>14,007</b>	<b>13,211</b>	<b>13,595</b>	<b>13,621</b>
Anne Arundel	13,514	14,110	13,634	13,008	13,738	12,988	14,007	13,211	13,595	13,621
<b>District 8</b>	<b>18,758</b>	<b>21,330</b>	<b>18,565</b>	<b>19,194</b>	<b>18,634</b>	<b>18,755</b>	<b>17,745</b>	<b>19,990</b>	<b>18,277</b>	<b>21,826</b>
Baltimore	18,758	21,330	18,565	19,194	18,634	18,755	17,745	19,990	18,277	21,826
<b>District 9</b>	<b>4,401</b>	<b>4,994</b>	<b>4,761</b>	<b>5,139</b>	<b>4,788</b>	<b>5,067</b>	<b>5,114</b>	<b>5,569</b>	<b>5,244</b>	<b>6,329</b>
Harford	4,401	4,994	4,761	5,139	4,788	5,067	5,114	5,569	5,244	6,329

	FY 2002		FY 2003		FY 2004		FY 2005		FY 2006	
	Filed	Terminated	Filed	Terminated	Filed	Terminated	Filed	Terminated	Filed	Terminated
<b>District 10</b>	<b>7,650</b>	<b>8,262</b>	<b>7,523</b>	<b>8,588</b>	<b>7,155</b>	<b>8,565</b>	<b>6,751</b>	<b>7,414</b>	<b>7,045</b>	<b>7,986</b>
Carroll	3,420	3,595	3,540	3,930	3,199	3,778	2,956	3,357	3,006	3,373
Howard	4,230	4,667	3,983	4,658	3,956	4,787	3,795	4,057	4,039	4,613
<b>District 11</b>	<b>8,493</b>	<b>9,012</b>	<b>8,361</b>	<b>8,543</b>	<b>8,826</b>	<b>8,883</b>	<b>8,758</b>	<b>9,061</b>	<b>8,699</b>	<b>9,192</b>
Frederick	4,142	4,477	3,890	4,071	3,927	3,958	3,867	3,967	3,864	4,211
Washington	4,351	4,535	4,471	4,472	4,899	4,925	4,891	5,094	4,835	4,981
<b>District 12</b>	<b>4,811</b>	<b>4,986</b>	<b>4,567</b>	<b>4,719</b>	<b>4,666</b>	<b>4,928</b>	<b>4,473</b>	<b>4,749</b>	<b>4,867</b>	<b>5,147</b>
Allegany	3,561	3,772	3,343	3,495	3,481	3,529	3,281	3,461	3,617	3,668
Garrett	1,250	1,214	1,224	1,224	1,185	1,399	1,192	1,288	1,250	1,479

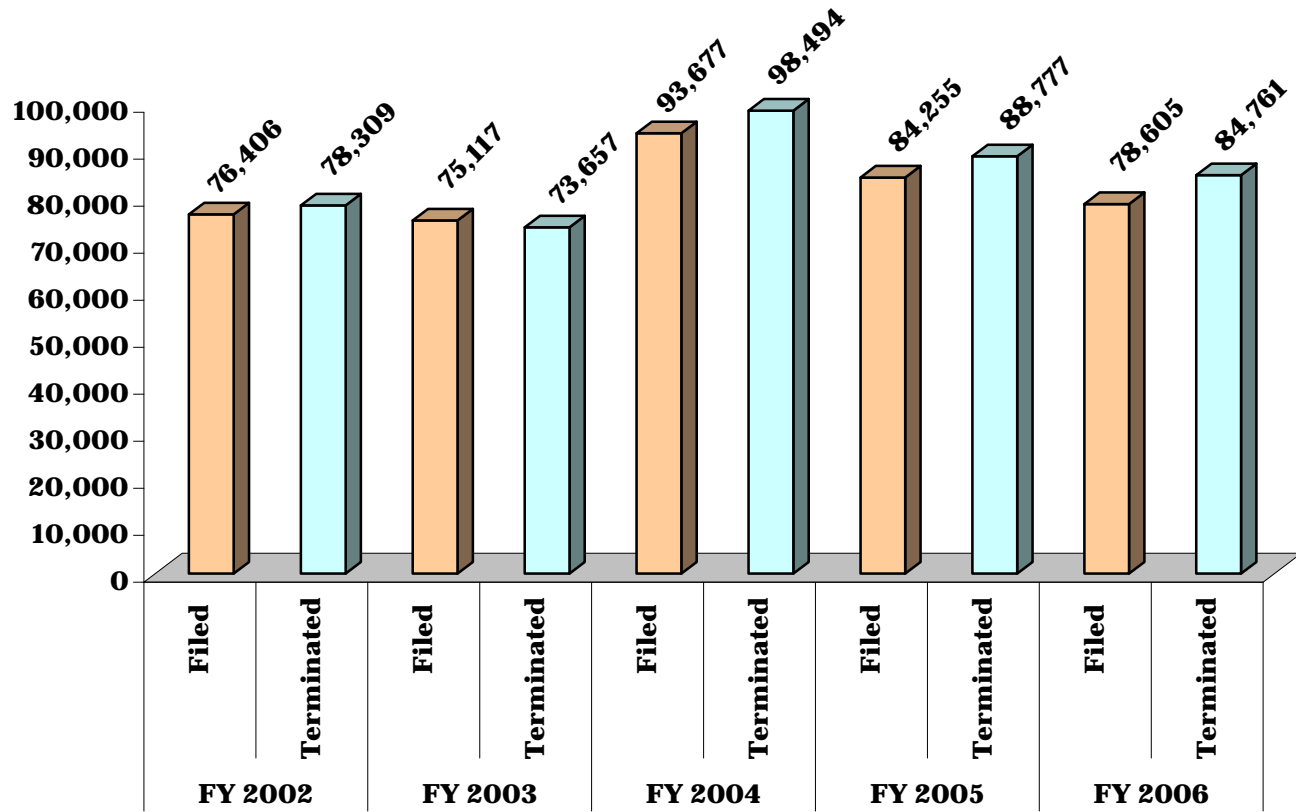
	FY 2002		FY 2003		FY 2004		FY 2005		FY 2006	
	Filed	Terminated	Filed	Terminated	Filed	Terminated	Filed	Terminated	Filed	Terminated
<b>State Totals</b>	<b>196,288</b>	<b>209,939</b>	<b>193,946</b>	<b>198,832</b>	<b>214,321</b>	<b>221,602</b>	<b>205,153</b>	<b>213,958</b>	<b>204,156</b>	<b>220,470</b>

Note: The number of fugitive warrant cases was included in the case counts.

**CHART DC-6.1.1  
DISTRICT COURT**

**DISTRICT 1 - Baltimore City  
CRIMINAL CASES FILED AND TERMINATED**

**5 Year Comparative Data: Fiscal Years 2002 - 2006**



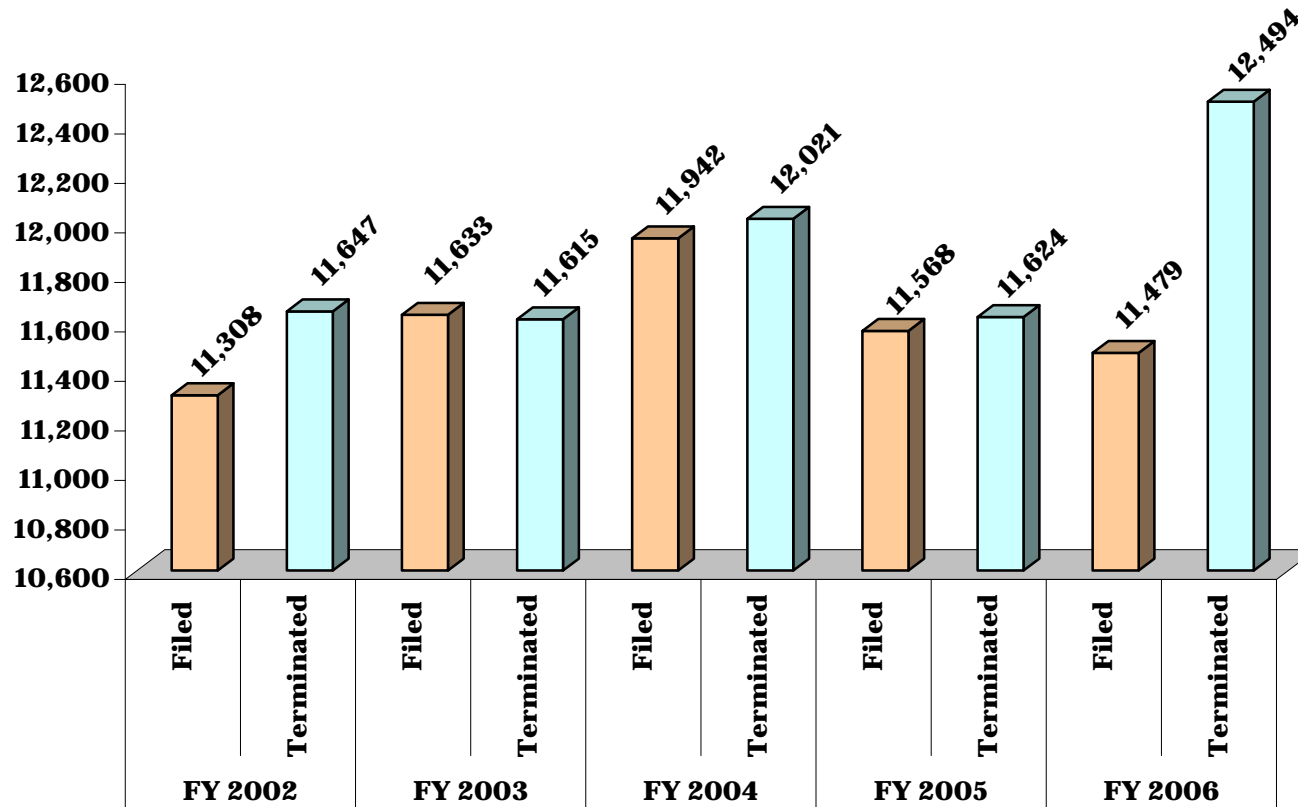
Note: The number of fugitive warrant cases was included in the case counts.

**CHART DC-6.1.2  
DISTRICT COURT**

**DISTRICT 2 - Dorchester, Somerset, Wicomico and Worcester Counties**

**CRIMINAL CASES FILED AND TERMINATED**

**5 Year Comparative Data: Fiscal Years 2002 - 2006**



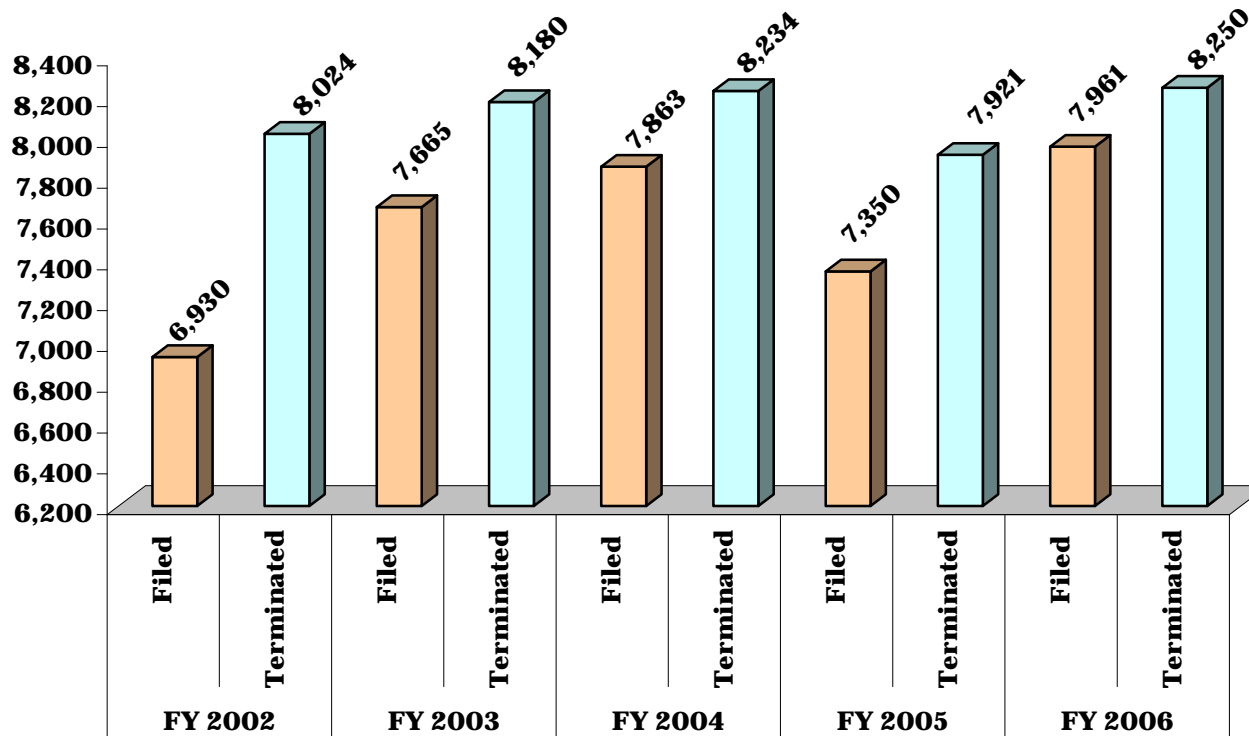
Note: The number of fugitive warrant cases was included in the case counts.

**CHART DC-6.1.3  
DISTRICT COURT**

**DISTRICT 3 - Caroline, Cecil, Kent, Queen Anne's and Talbot Counties**

**CRIMINAL CASES FILED AND TERMINATED**

**5 Year Comparative Data: Fiscal Years 2002 - 2006**



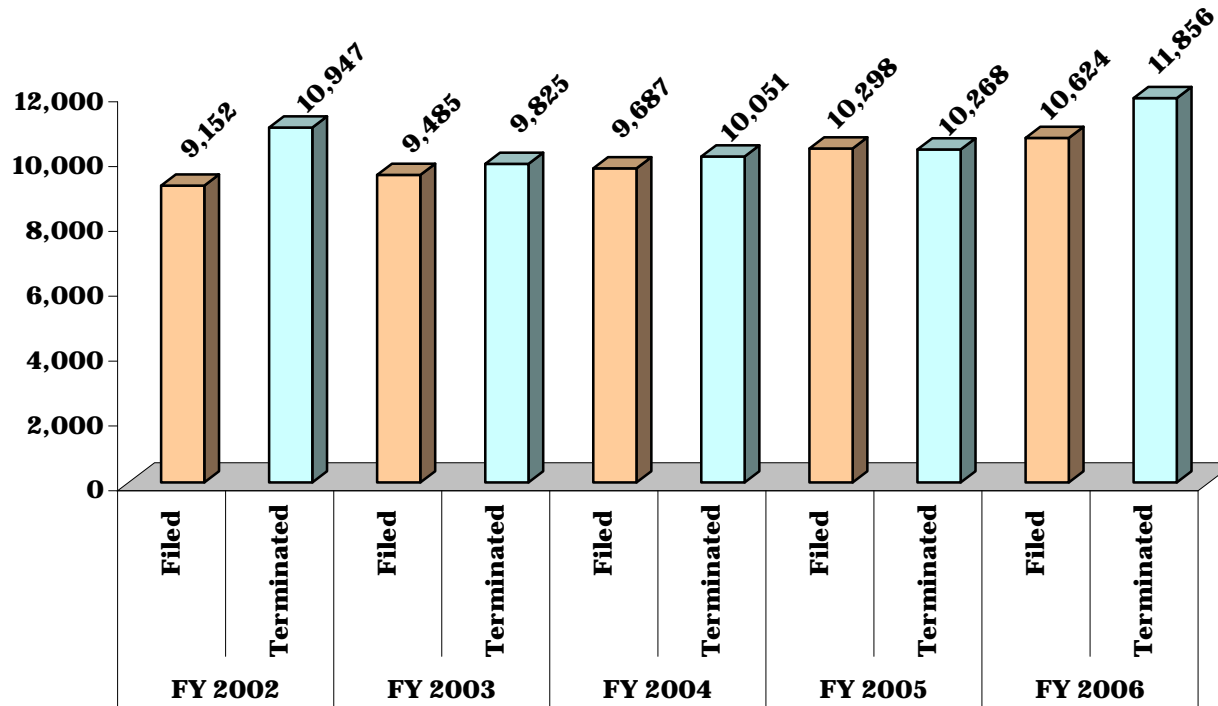
Note: The number of fugitive warrant cases was included in the case counts.

**CHART DC-6.1.4  
DISTRICT COURT**

**DISTRICT 4 - Calvert, Charles and St. Mary's Counties**

**CRIMINAL CASES FILED AND TERMINATED**

**5 Year Comparative Data: Fiscal Years 2002 - 2006**



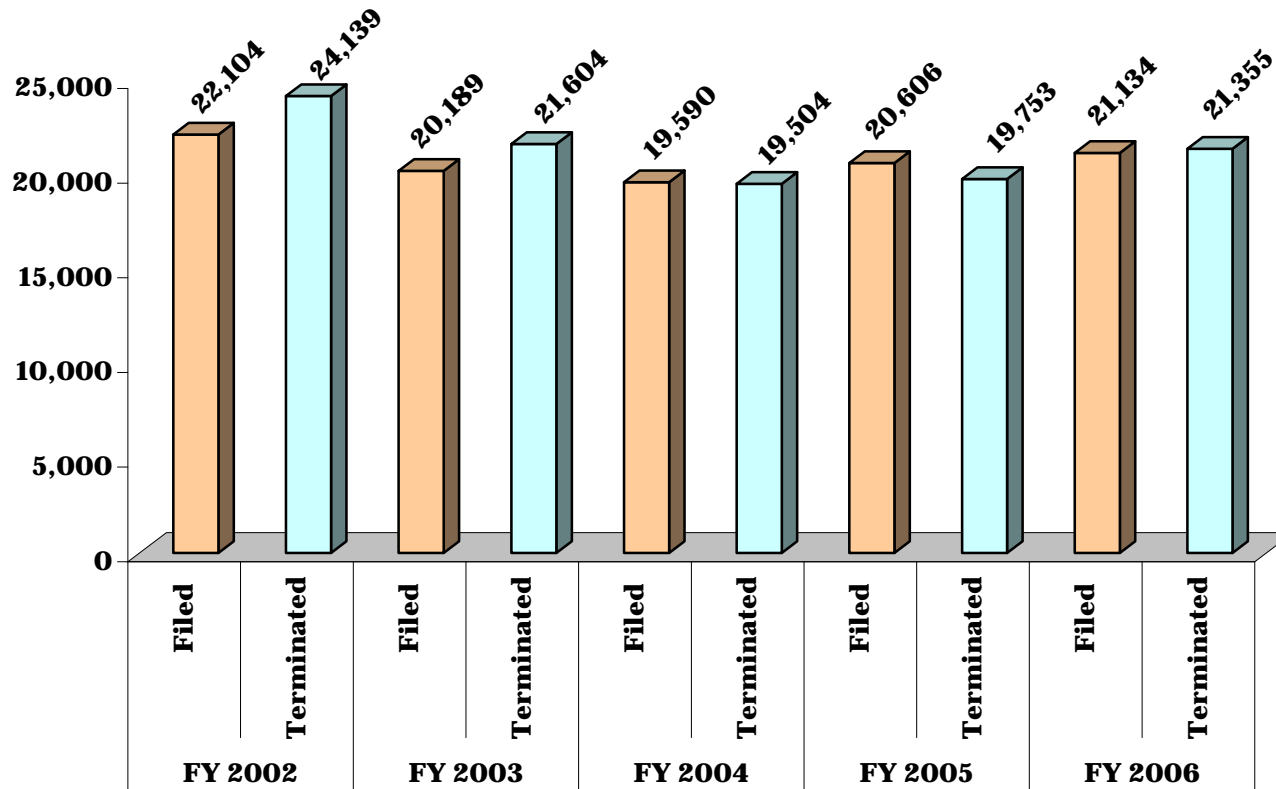
Note: The number of fugitive warrant cases was included in the case counts.

**CHART DC-6.1.5  
DISTRICT COURT**

**DISTRICT 5 - Prince George's County**

**CRIMINAL CASES FILED AND TERMINATED**

**5 Year Comparative Data: Fiscal Years 2002 - 2006**



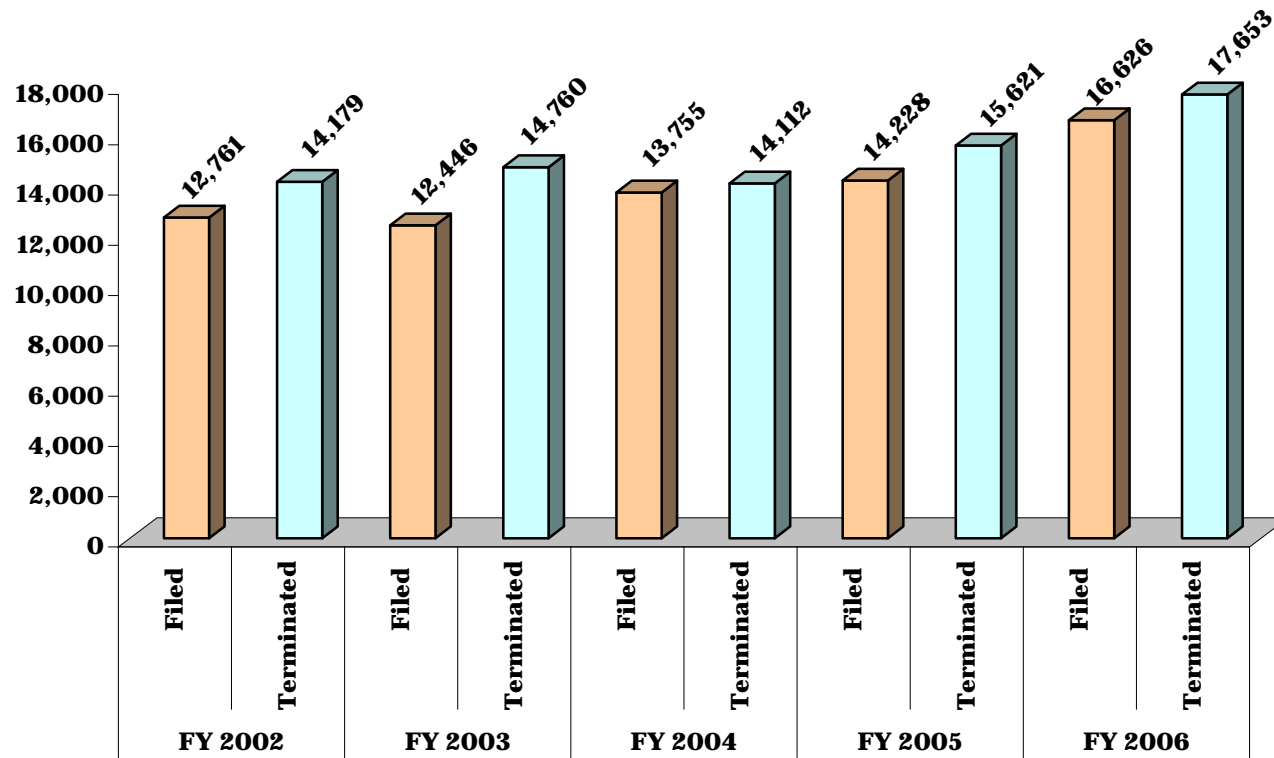
Note: The number of fugitive warrant cases was included in the case counts.

**CHART DC-6.1.6  
DISTRICT COURT**

**DISTRICT 6 - Montgomery County**

**CRIMINAL CASES FILED AND TERMINATED**

**5 Year Comparative Data: Fiscal Years 2002 - 2006**



Note: The number of fugitive warrant cases was included in the case counts.

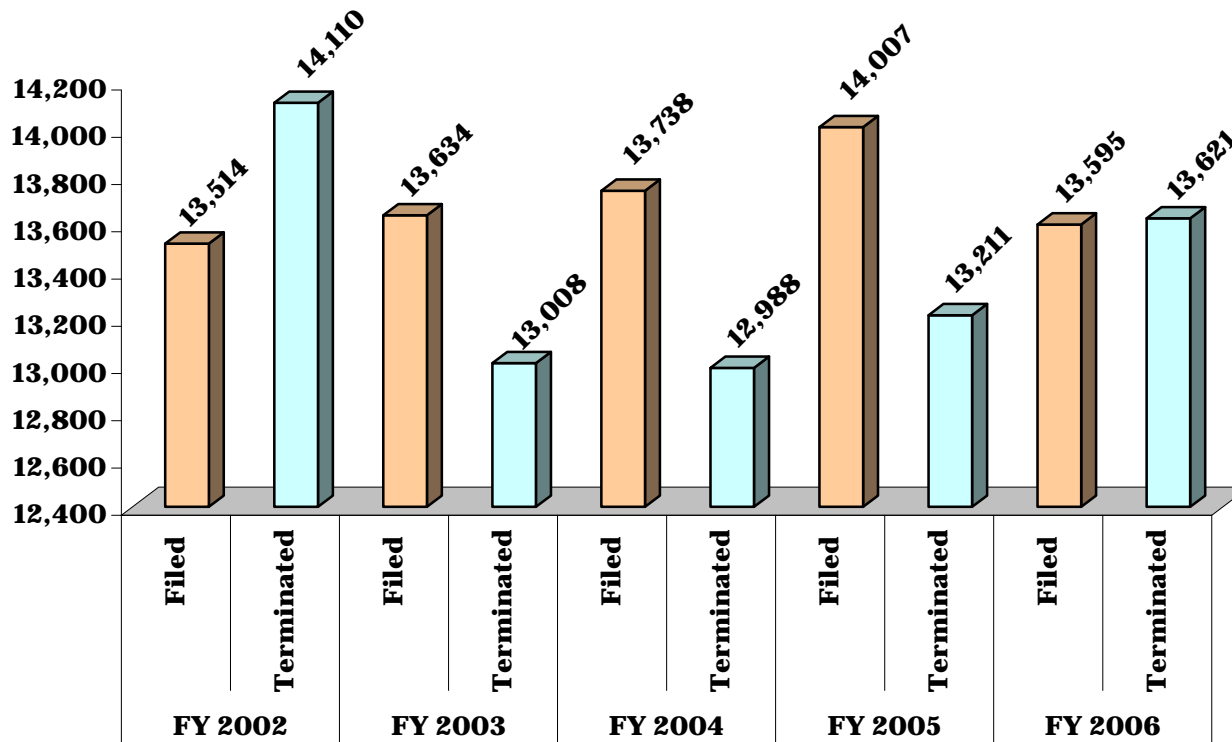


**CHART DC-6.1.7  
DISTRICT COURT**

**DISTRICT 7 - Anne Arundel County**

**CRIMINAL CASES FILED AND TERMINATED**

**5 Year Comparative Data: Fiscal Years 2002 - 2006**



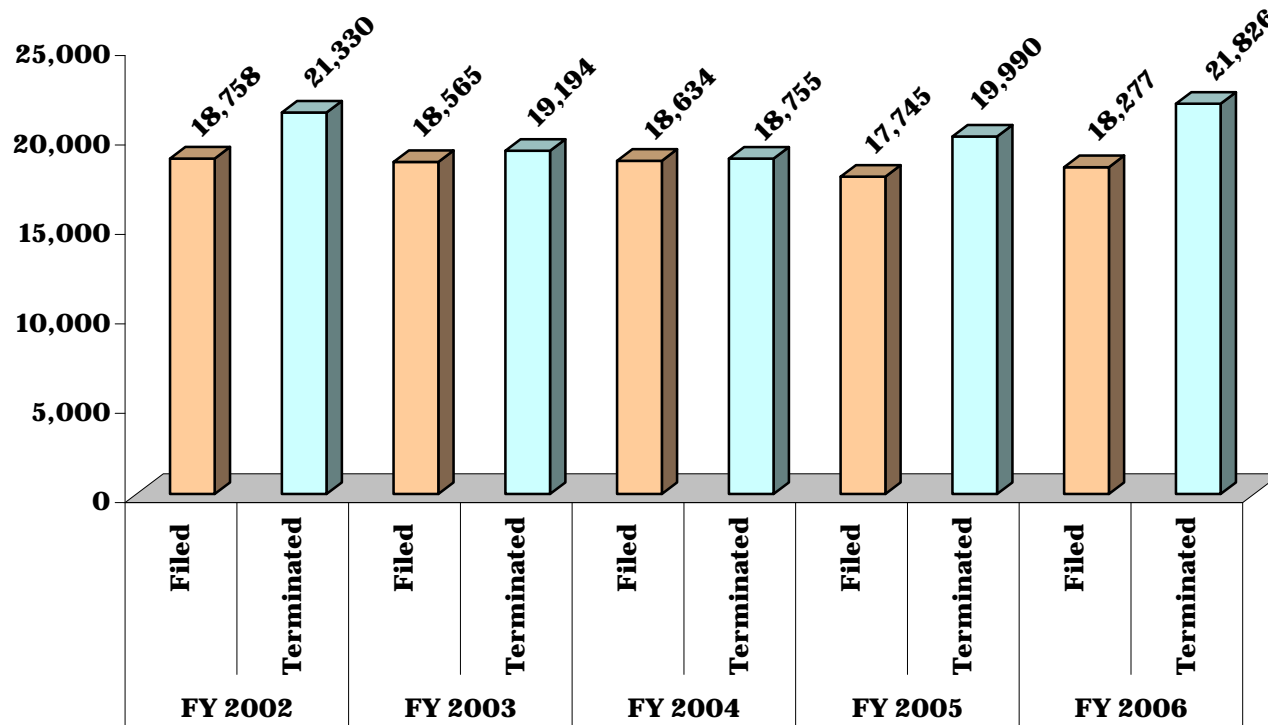
Note: The number of fugitive warrant cases was included in the case counts.

**CHART DC-6.1.8  
DISTRICT COURT**

**DISTRICT 8 - Baltimore County**

**CRIMINAL CASES FILED AND TERMINATED**

**5 Year Comparative Data: Fiscal Years 2002 - 2006**



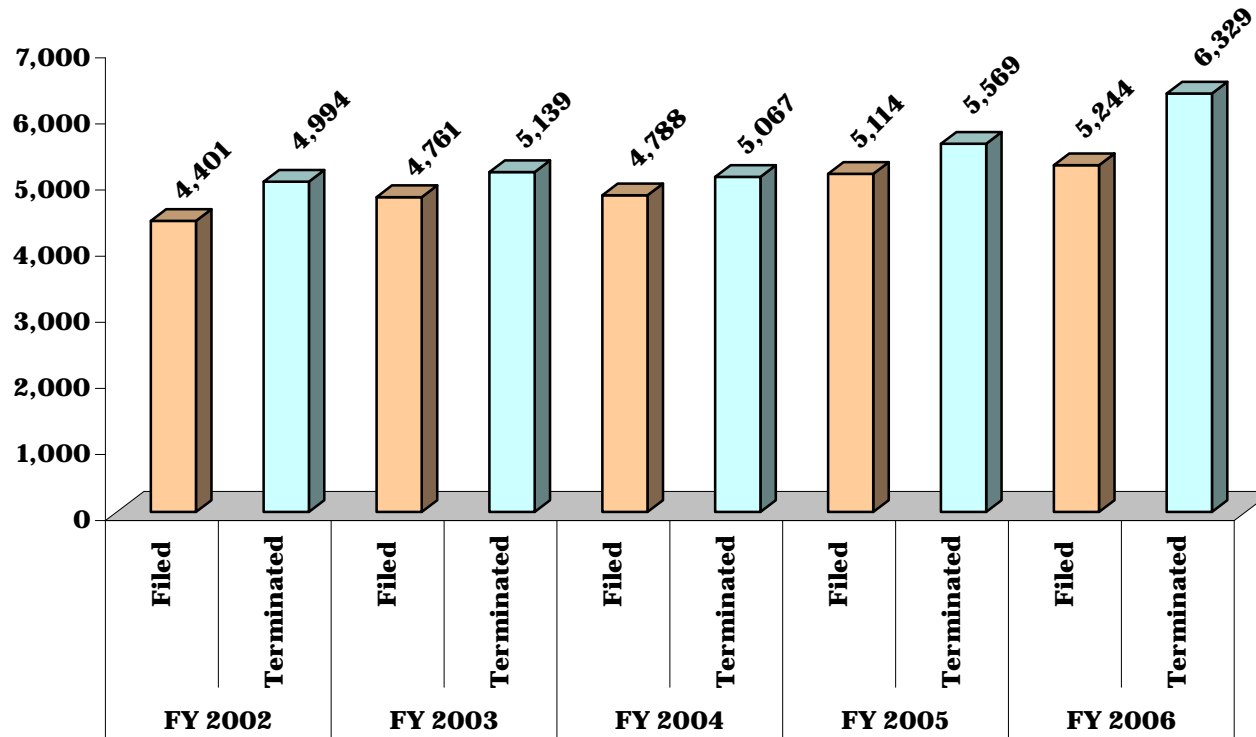
Note: The number of fugitive warrant cases was included in the case counts.

**CHART DC-6.1.9  
DISTRICT COURT**

**DISTRICT 9 - Harford County**

**CRIMINAL CASES FILED AND TERMINATED**

**5 Year Comparative Data: Fiscal Years 2002 - 2006**



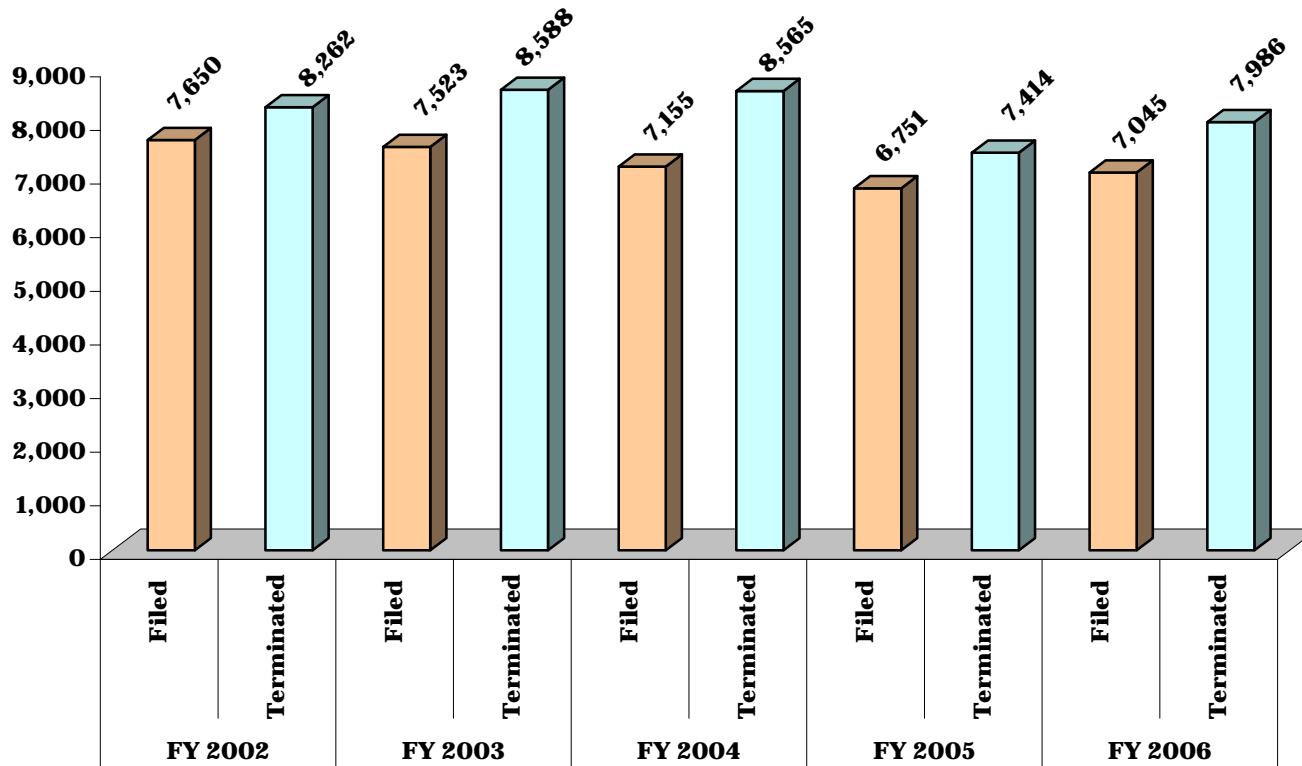
Note: The number of fugitive warrant cases was included in the case counts.

**CHART DC-6.1.10  
DISTRICT COURT**

**DISTRICT 10 - Carroll and Howard Counties**

**CRIMINAL CASES FILED AND TERMINATED**

**5 Year Comparative Data: Fiscal Years 2002 - 2006**



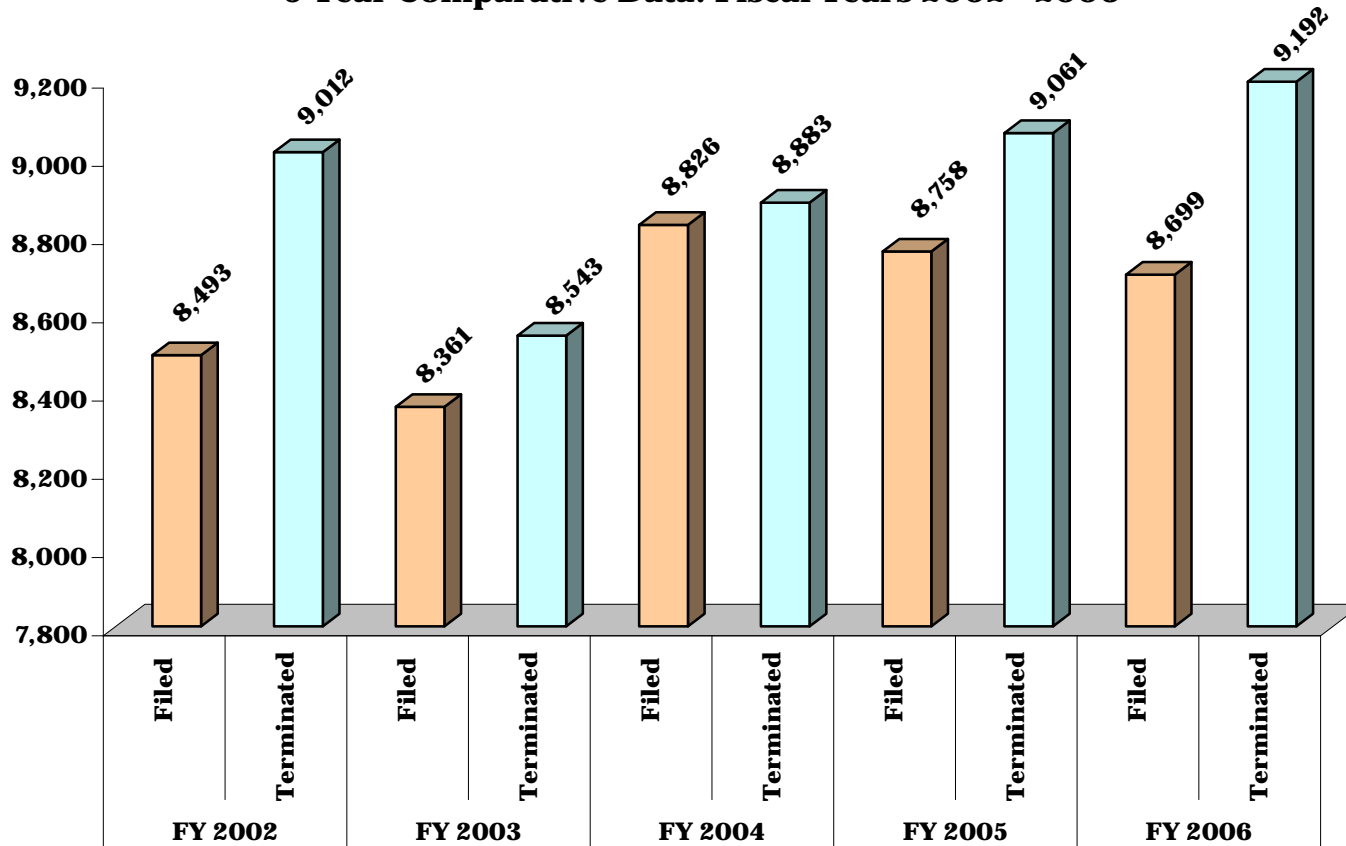
Note: The number of fugitive warrant cases was included in the case counts.

**CHART DC-6.1.11  
DISTRICT COURT**

**DISTRICT 11 - Frederick and Washington Counties**

**CRIMINAL CASES FILED AND TERMINATED**

**5 Year Comparative Data: Fiscal Years 2002 - 2006**



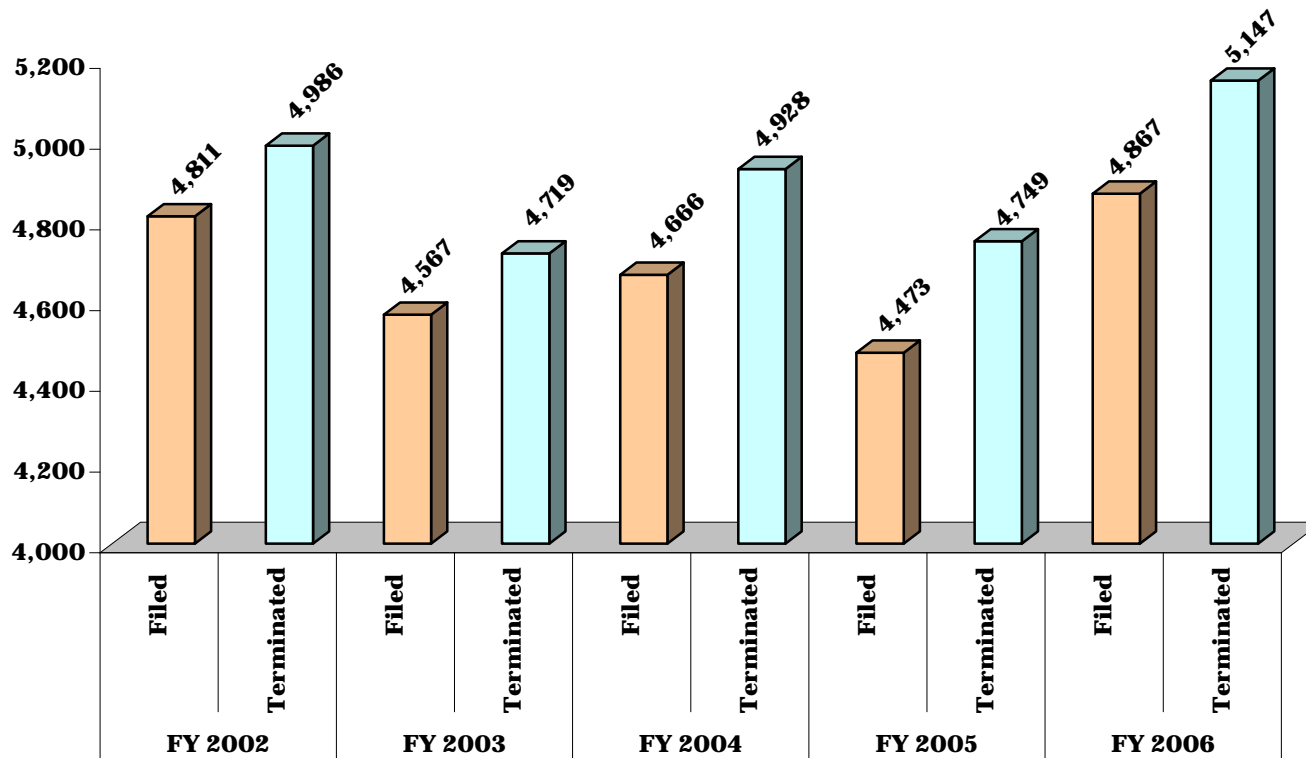
Note: The number of fugitive warrant cases was included in the case counts.

**CHART DC-6.1.12  
DISTRICT COURT**

**DISTRICT 12 - Allegany and Garrett Counties**

**CRIMINAL CASES FILED AND TERMINATED**

**5 Year Comparative Data: Fiscal Years 2002 - 2006**

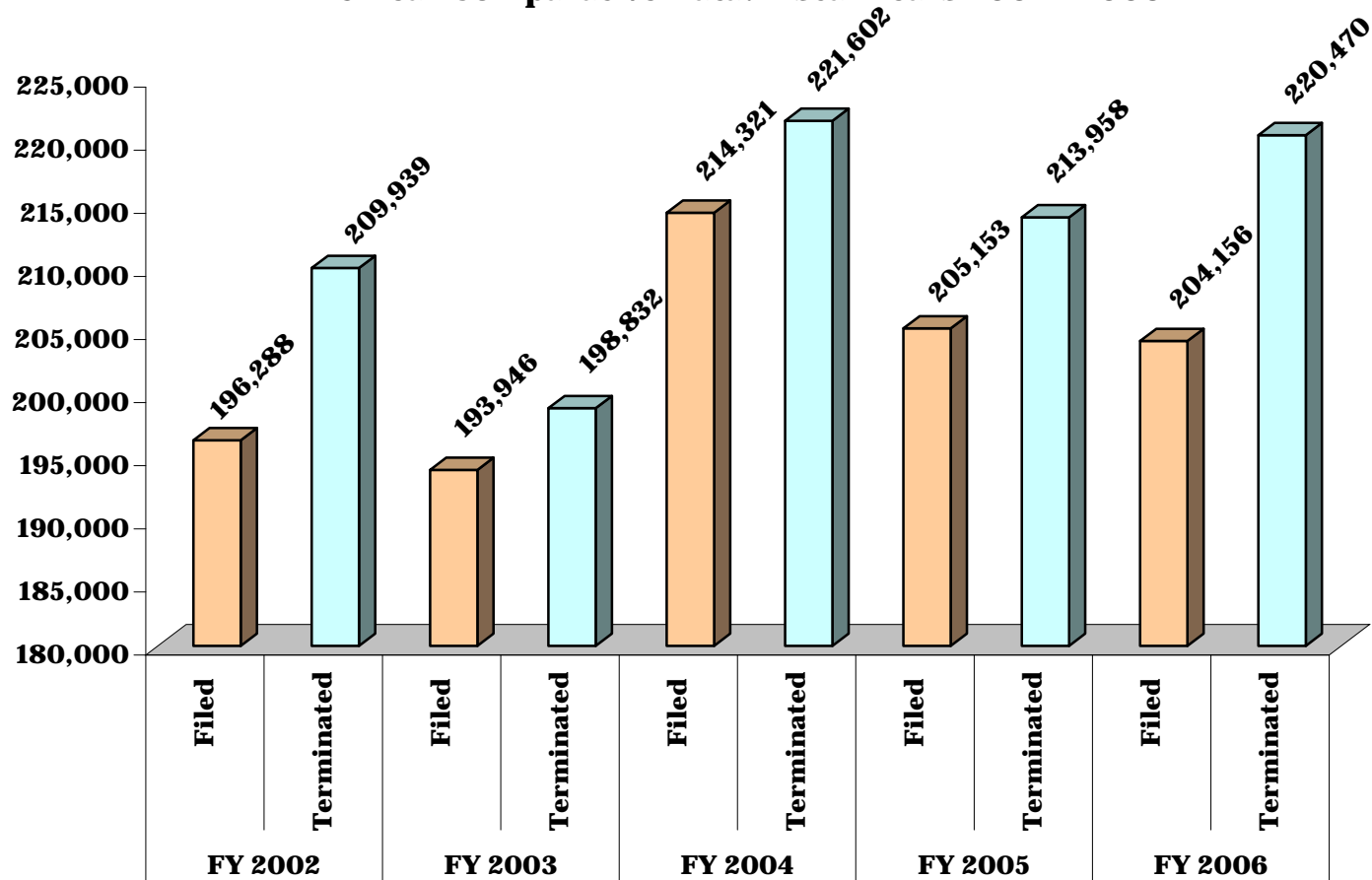


Note: The number of fugitive warrant cases was included in the case counts.

**CHART DC-6.1.13  
DISTRICT COURT**

**STATE TOTAL:  
CRIMINAL CASES FILED AND TERMINATED**

**5 Year Comparative Data: Fiscal Years 2002 - 2006**



Note: The number of fugitive warrant cases was included in the case counts.

**TABLE DC-6.2  
DISTRICT COURT**

**CRIMINAL CASES: MANNER OF DISPOSITION**

**Fiscal Year 2006**

	<b>Guilty</b>	<b>Not Guilty</b>	<b>Probation Before Judgment</b>	<b>Forwarded to Circuit Court</b>	<b>Jury Trial Prayer</b>	<b>Nolle Prosequi</b>	<b>Stet</b>	<b>Dismissed</b>	<b>Other</b>	<b>Total</b>
<b>District 1</b>	<b>16,527</b>	<b>1,250</b>	<b>4,337</b>	<b>7,785</b>	<b>8,130</b>	<b>38,786</b>	<b>7,385</b>	<b>342</b>	<b>219</b>	<b>84,761</b>
Baltimore City	16,527	1,250	4,337	7,785	8,130	38,786	7,385	342	219	84,761
<b>District 2</b>	<b>2,719</b>	<b>474</b>	<b>1,234</b>	<b>992</b>	<b>770</b>	<b>4,969</b>	<b>1,279</b>	<b>54</b>	<b>2</b>	<b>12,494</b>
Dorchester	601	86	123	115	37	659	111	3	0	1,735
Somerset	260	66	110	133	106	286	141	3	2	1,107
Wicomico	850	190	268	480	334	943	732	15	0	3,812
Worcester	1,008	132	733	264	293	3,081	295	33	0	5,840
<b>District 3</b>	<b>2,120</b>	<b>448</b>	<b>645</b>	<b>638</b>	<b>890</b>	<b>2,405</b>	<b>1,042</b>	<b>38</b>	<b>24</b>	<b>8,250</b>
Caroline	308	76	86	92	131	398	192	5	4	1,292
Cecil	584	115	116	290	422	989	629	17	10	3,172
Kent	182	34	50	45	136	218	95	2	2	764
Queen Anne's	528	63	114	77	128	419	94	2	4	1,429
Talbot	518	160	279	134	73	381	32	12	4	1,593
<b>District 4</b>	<b>3,611</b>	<b>533</b>	<b>1,090</b>	<b>796</b>	<b>446</b>	<b>3,008</b>	<b>2,125</b>	<b>108</b>	<b>139</b>	<b>11,856</b>
Calvert	964	171	133	116	97	1,122	643	10	6	3,262
Charles	1,499	192	712	550	144	971	954	2	15	5,039
St. Mary's	1,148	170	245	130	205	915	528	96	118	3,555
<b>District 5</b>	<b>1,258</b>	<b>610</b>	<b>744</b>	<b>2,648</b>	<b>2,169</b>	<b>13,132</b>	<b>472</b>	<b>214</b>	<b>108</b>	<b>21,355</b>
Prince George's	1,258	610	744	2,648	2,169	13,132	472	214	108	21,355
<b>District 6</b>	<b>5,356</b>	<b>298</b>	<b>1,066</b>	<b>1,360</b>	<b>106</b>	<b>7,989</b>	<b>1,423</b>	<b>21</b>	<b>34</b>	<b>17,653</b>
Montgomery	5,356	298	1,066	1,360	106	7,989	1,423	21	34	17,653



**CRIMINAL CASES: MANNER OF DISPOSITION, page 2**

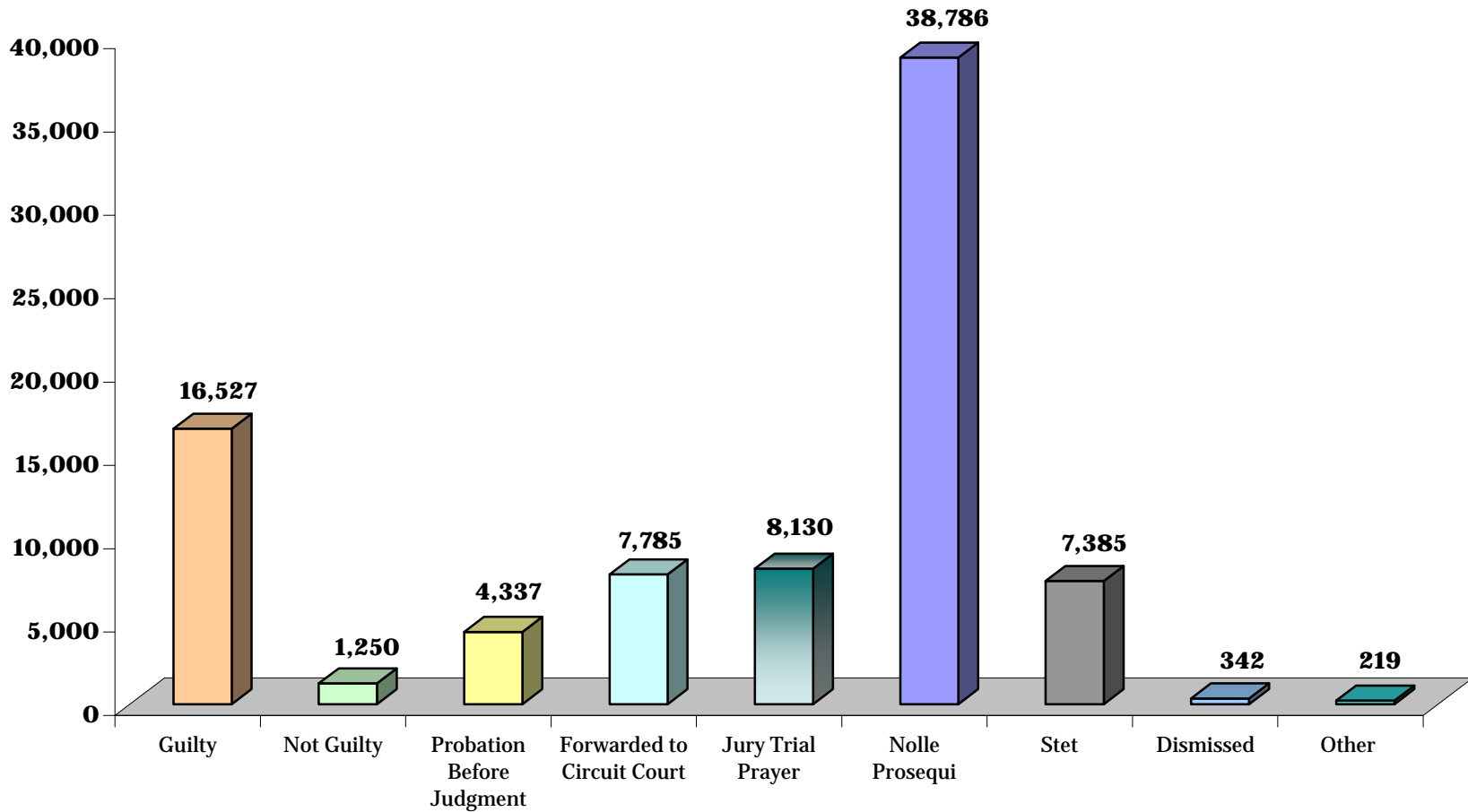
	<b>Guilty</b>	<b>Not Guilty</b>	<b>Probation Before Judgment</b>	<b>Forwarded to Circuit Court</b>	<b>Jury Trial Prayer</b>	<b>Nolle Prosequi</b>	<b>Stet</b>	<b>Dismissed</b>	<b>Other</b>	<b>Total</b>
<b>District 7</b>	<b>3,400</b>	<b>494</b>	<b>1,697</b>	<b>1,606</b>	<b>485</b>	<b>3,197</b>	<b>2,649</b>	<b>50</b>	<b>43</b>	<b>13,621</b>
Anne Arundel	3,400	494	1,697	1,606	485	3,197	2,649	50	43	13,621
<b>District 8</b>	<b>5,375</b>	<b>849</b>	<b>3,029</b>	<b>2,599</b>	<b>1,155</b>	<b>5,377</b>	<b>2,148</b>	<b>1,232</b>	<b>62</b>	<b>21,826</b>
Baltimore	5,375	849	3,029	2,599	1,155	5,377	2,148	1,232	62	21,826
<b>District 9</b>	<b>1,877</b>	<b>354</b>	<b>789</b>	<b>430</b>	<b>1,052</b>	<b>1,023</b>	<b>658</b>	<b>122</b>	<b>24</b>	<b>6,329</b>
Harford	1,877	354	789	430	1,052	1,023	658	122	24	6,329
<b>District 10</b>	<b>1,824</b>	<b>215</b>	<b>1,238</b>	<b>560</b>	<b>949</b>	<b>2,051</b>	<b>1,101</b>	<b>31</b>	<b>17</b>	<b>7,986</b>
Carroll	773	112	473	260	520	537	683	5	10	3,373
Howard	1,051	103	765	300	429	1,514	418	26	7	4,613
<b>District 11</b>	<b>2,318</b>	<b>305</b>	<b>853</b>	<b>895</b>	<b>1,406</b>	<b>2,347</b>	<b>1,052</b>	<b>9</b>	<b>7</b>	<b>9,192</b>
Frederick	930	107	519	402	754	1,007	482	5	5	4,211
Washington	1,388	198	334	493	652	1,340	570	4	2	4,981
<b>District 12</b>	<b>1,257</b>	<b>117</b>	<b>479</b>	<b>312</b>	<b>266</b>	<b>1,800</b>	<b>890</b>	<b>21</b>	<b>5</b>	<b>5,147</b>
Allegany	943	81	282	227	215	1,226	679	14	1	3,668
Garrett	314	36	197	85	51	574	211	7	4	1,479
<b>State Totals</b>	<b>47,642</b>	<b>5,947</b>	<b>17,201</b>	<b>20,621</b>	<b>17,824</b>	<b>86,084</b>	<b>22,224</b>	<b>2,242</b>	<b>684</b>	<b>220,470</b>

**CHART DC-6.2.1  
DISTRICT COURT**

**DISTRICT 1 - Baltimore City**

**CRIMINAL CASES: MANNER OF DISPOSITION**

**Fiscal Year 2006**

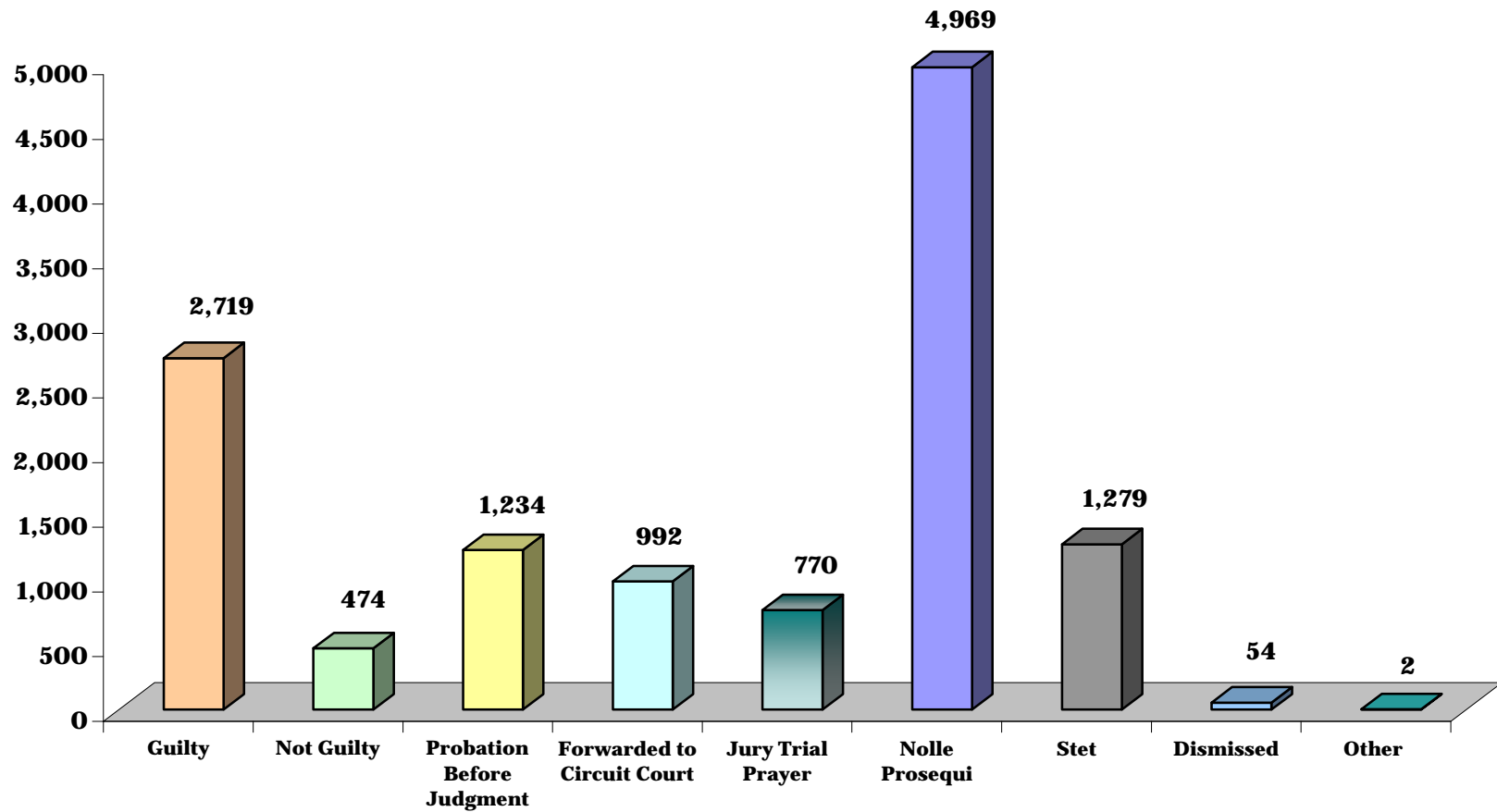


**CHART 6.2.2  
DISTRICT COURT**

**DISTRICT 2 - Dorchester, Somerset, Wicomico and Worcester Counties**

**CRIMINAL CASES: MANNER OF DISPOSITION**

**Fiscal Year 2006**

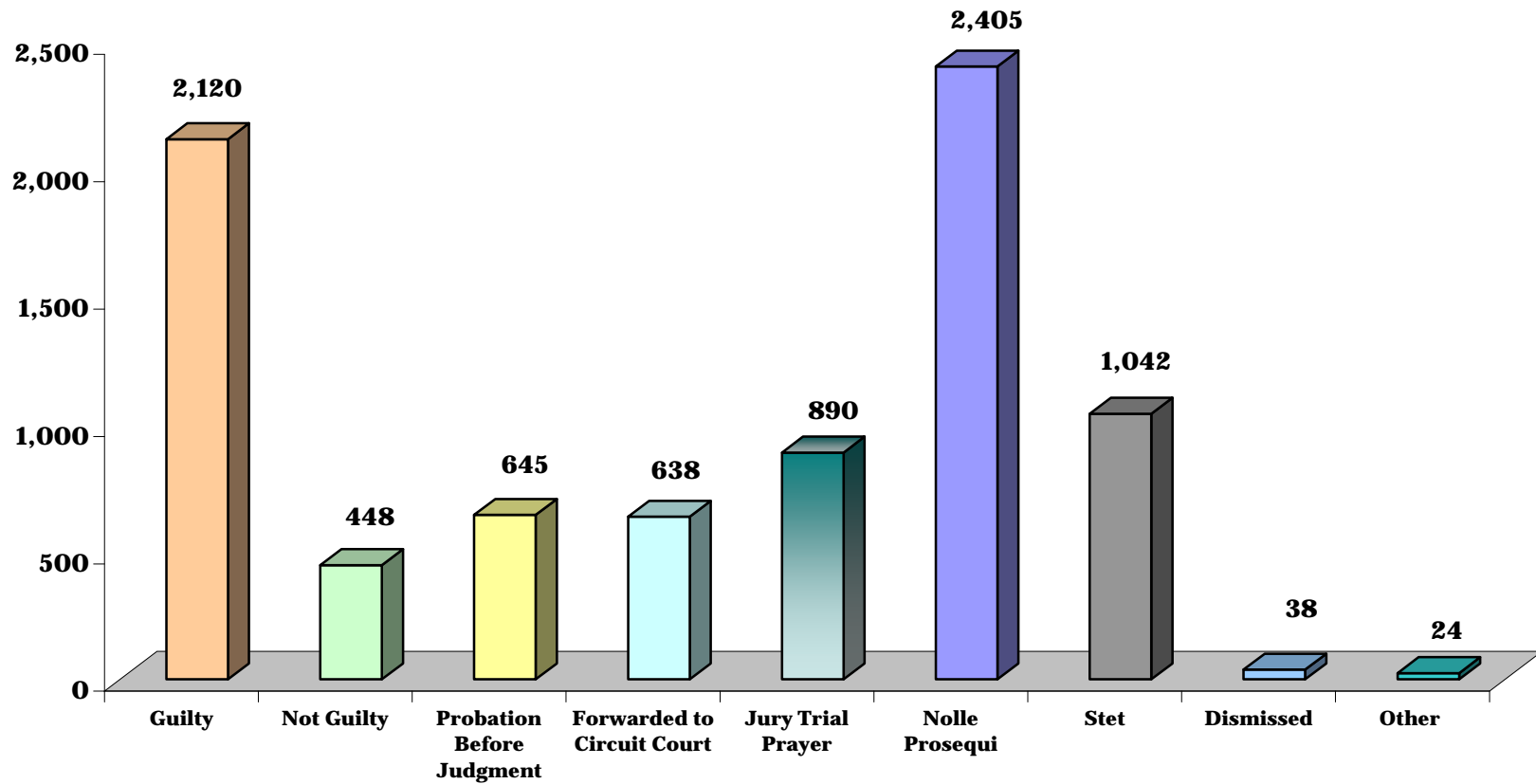


**CHART 6.2.3  
DISTRICT COURT**

**DISTRICT 3 - Caroline, Cecil, Kent, Queen Anne's and Talbot Counties**

**CRIMINAL CASES: MANNER OF DISPOSITION**

**Fiscal Year 2006**

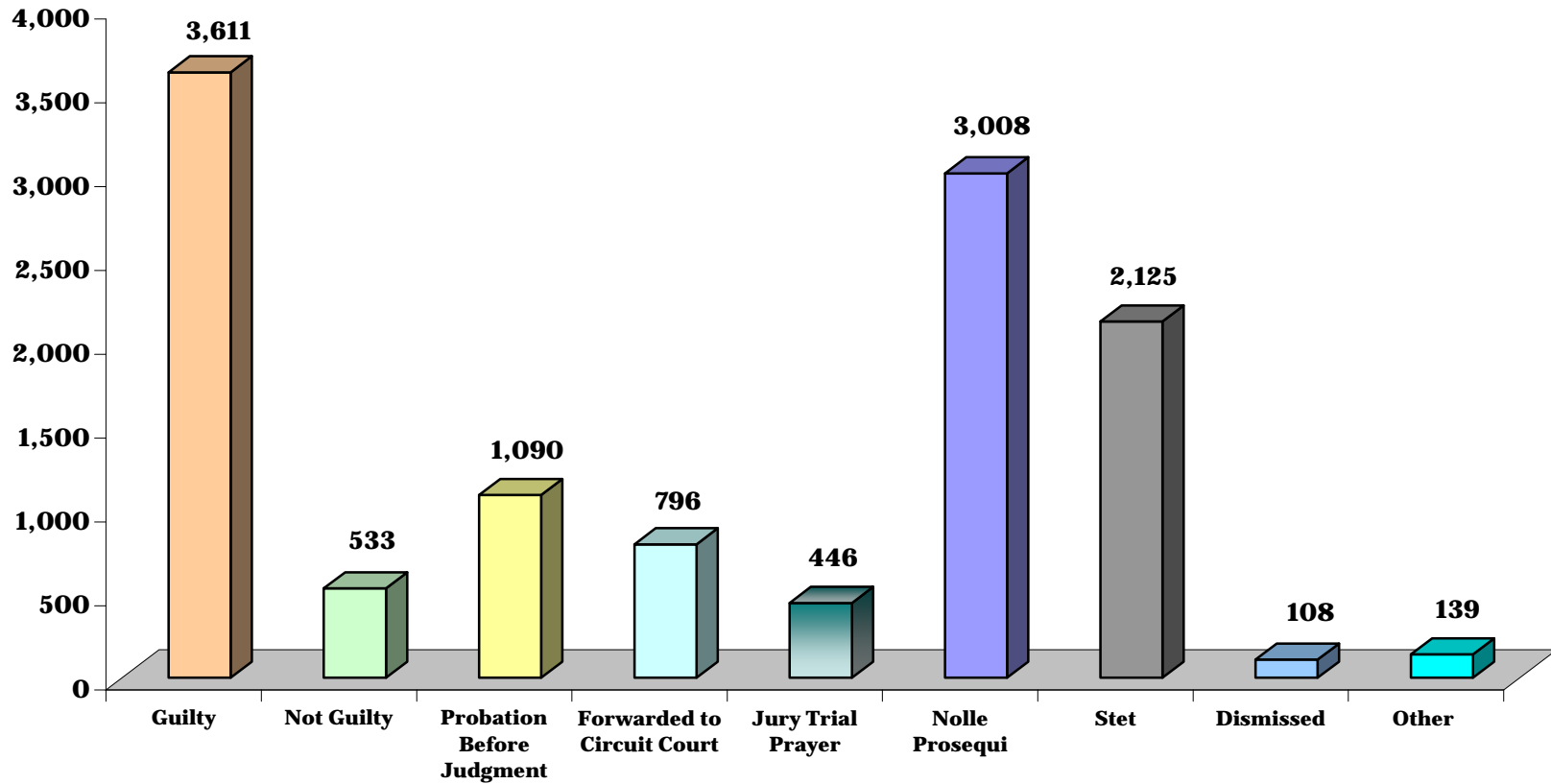


**CHART 6.2.4  
DISTRICT COURT**

**DISTRICT 4 - Calvert, Charles and St. Mary's Counties**

**CRIMINAL CASES: MANNER OF DISPOSITION**

**Fiscal Year 2006**

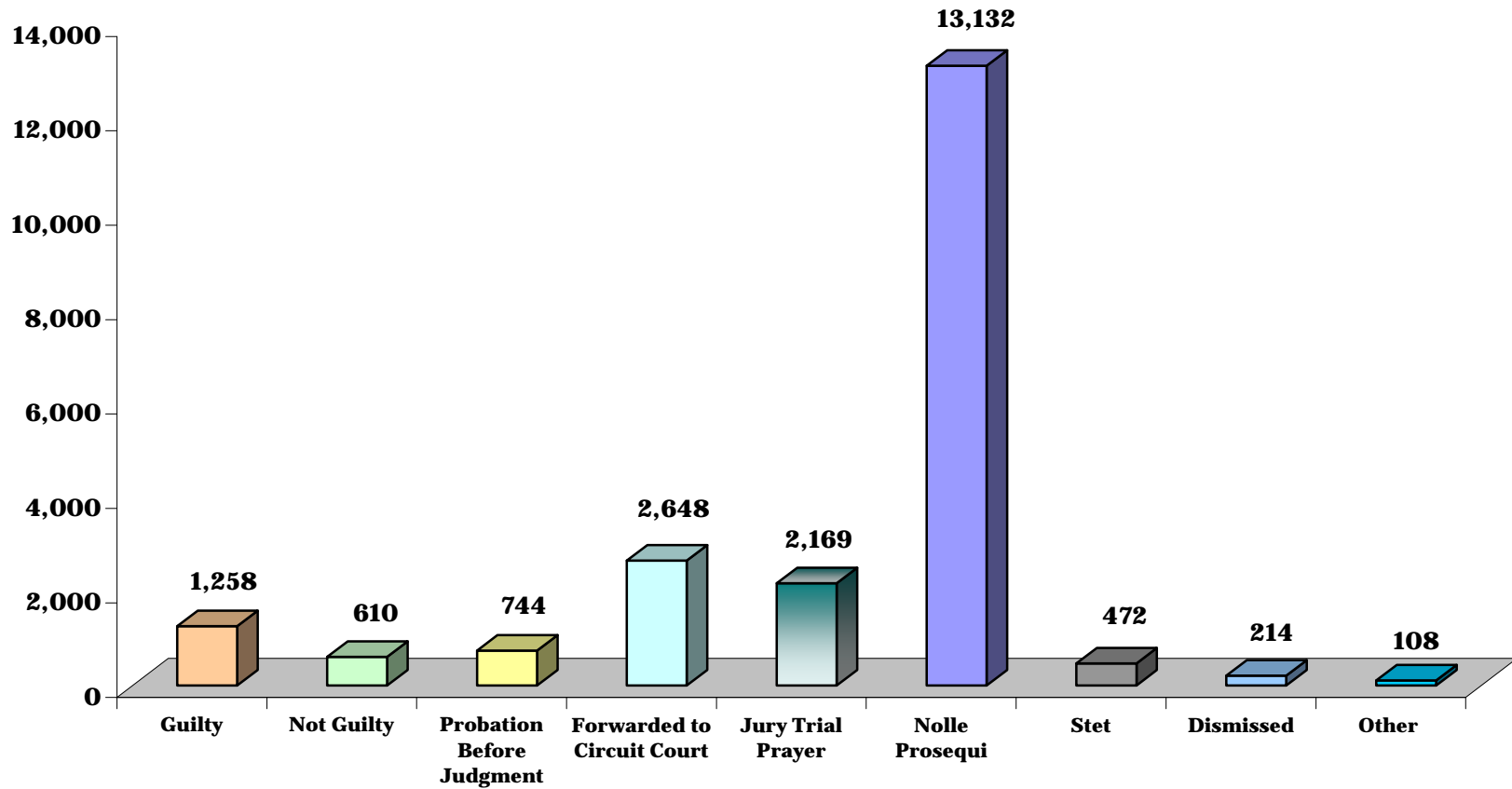


**CHART 6.2.5  
DISTRICT COURT**

**DISTRICT 5 - Prince George's County**

**CRIMINAL CASES: MANNER OF DISPOSITION**

**Fiscal Year 2006**

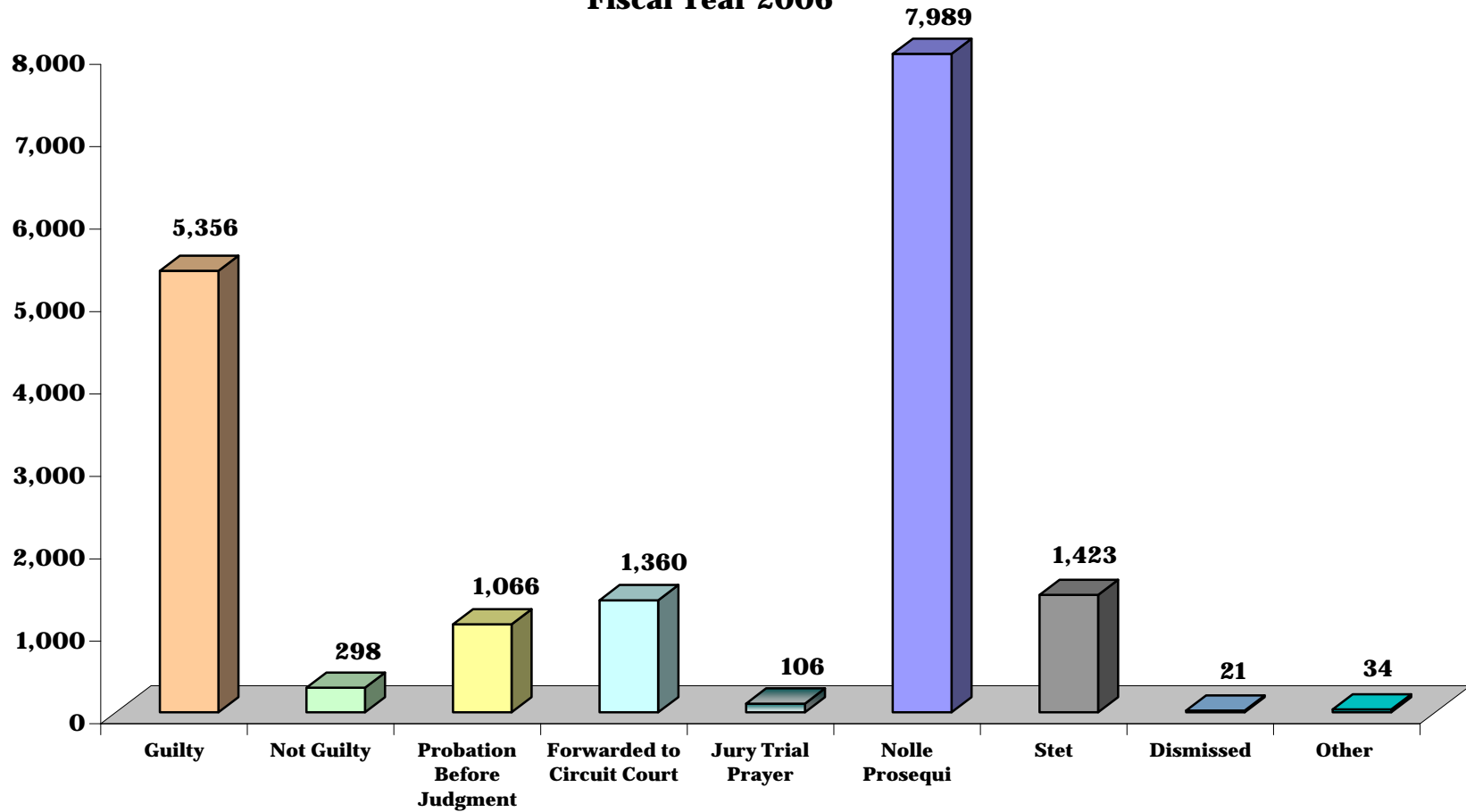


**CHART 6.2.6  
DISTRICT COURT**

**DISTRICT 6 - Montgomery County**

**CRIMINAL CASES: MANNER OF DISPOSITION**

**Fiscal Year 2006**

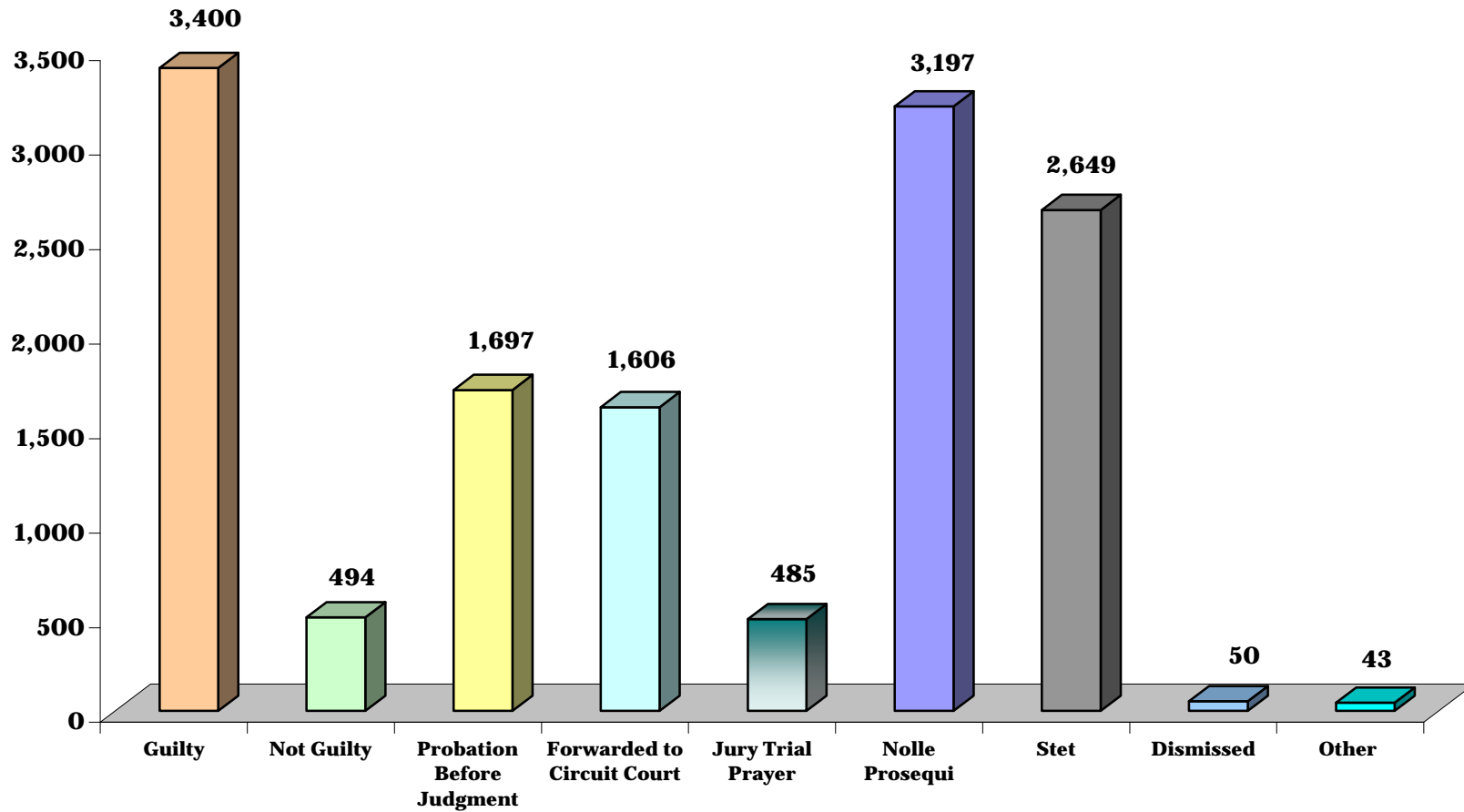


**CHART 6.2.7  
DISTRICT COURT**

**DISTRICT 7 - Anne Arundel County**

**CRIMINAL CASES: MANNER OF DISPOSITION**

**Fiscal Year 2006**



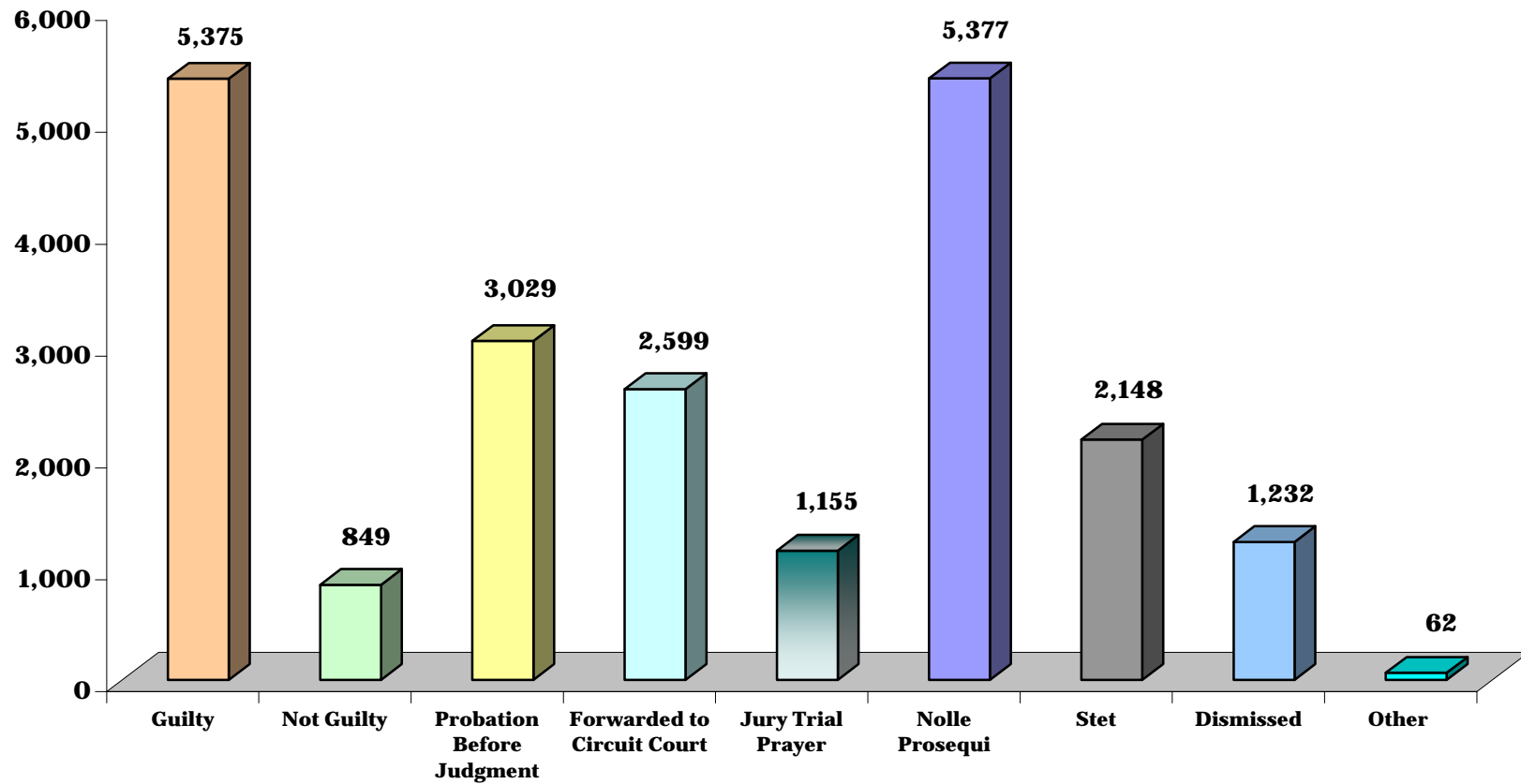


**CHART 6.2.8  
DISTRICT COURT**

**DISTRICT 8 - Baltimore County**

**CRIMINAL CASES: MANNER OF DISPOSITION**

**Fiscal Year 2006**

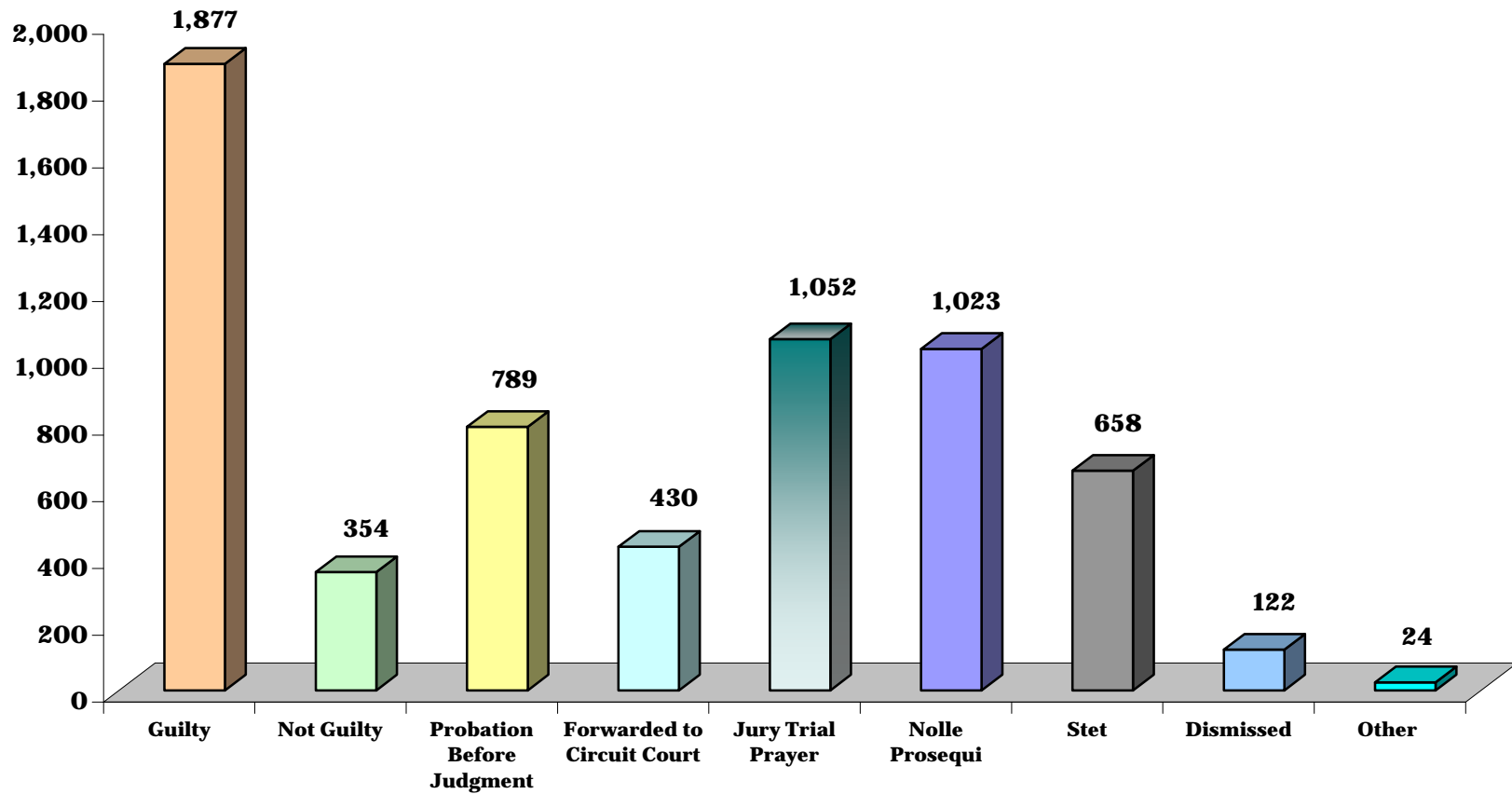


**CHART 6.2.9  
DISTRICT COURT**

**DISTRICT 9 - Harford County**

**CRIMINAL CASES: MANNER OF DISPOSITION**

**Fiscal Year 2006**

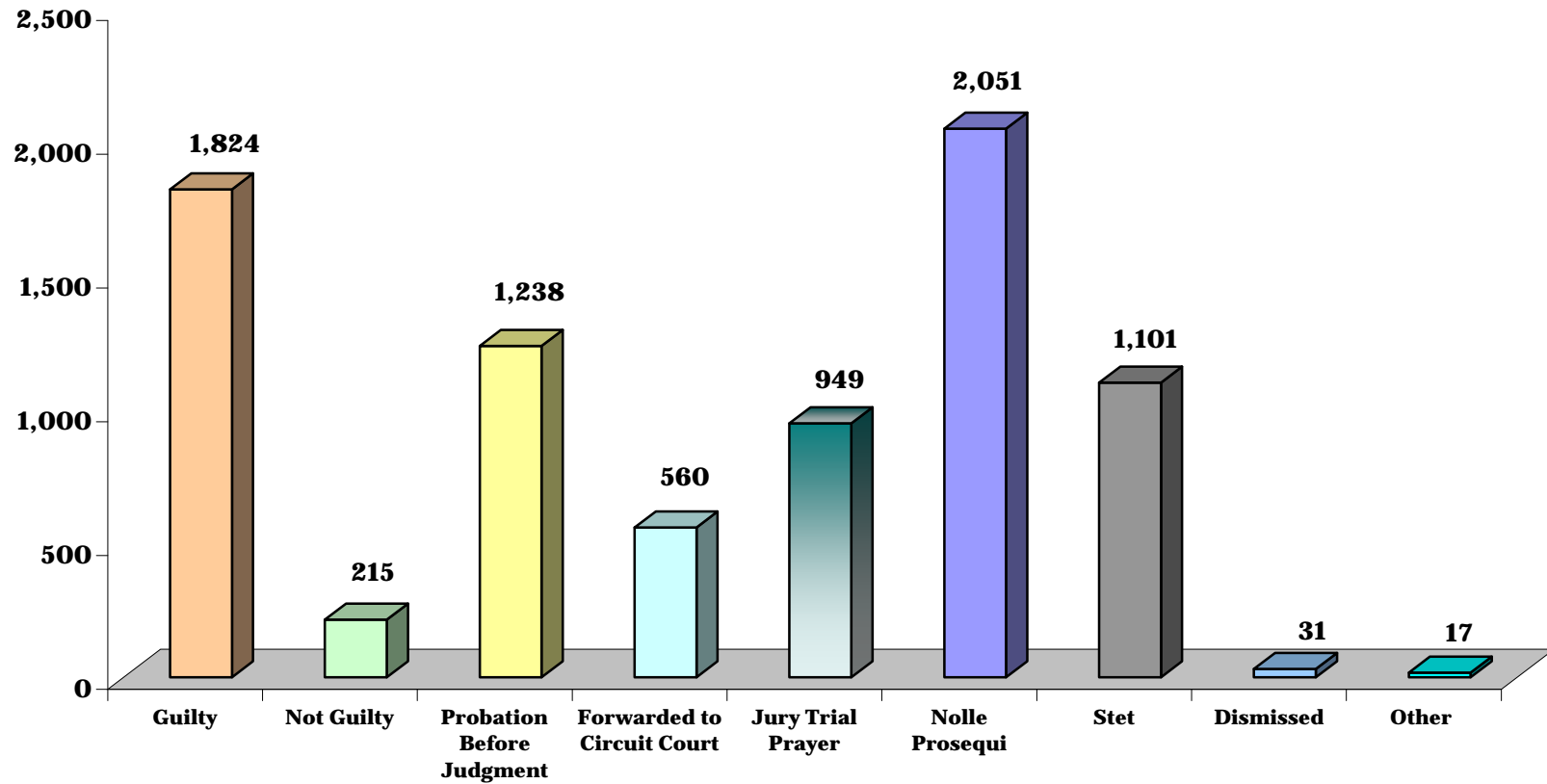


**CHART 6.2.10  
DISTRICT COURT**

**DISTRICT 10 - Carroll and Howard Counties**

**CRIMINAL CASES: MANNER OF DISPOSITION**

**Fiscal Year 2006**

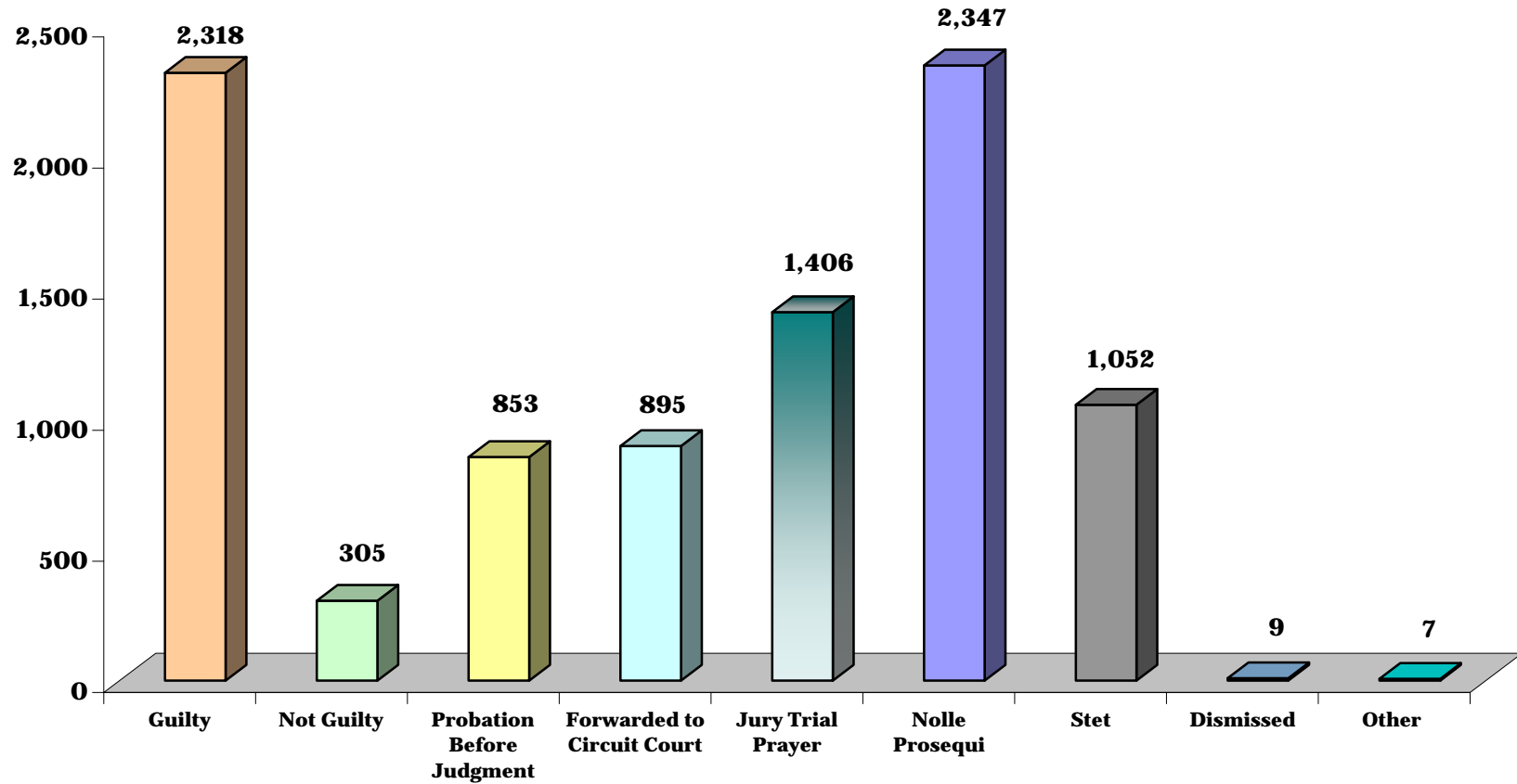


**CHART 6.2.11  
DISTRICT COURT**

**DISTRICT 11 - Frederick and Washington Counties**

**CRIMINAL CASES: MANNER OF DISPOSITION**

**Fiscal Year 2006**

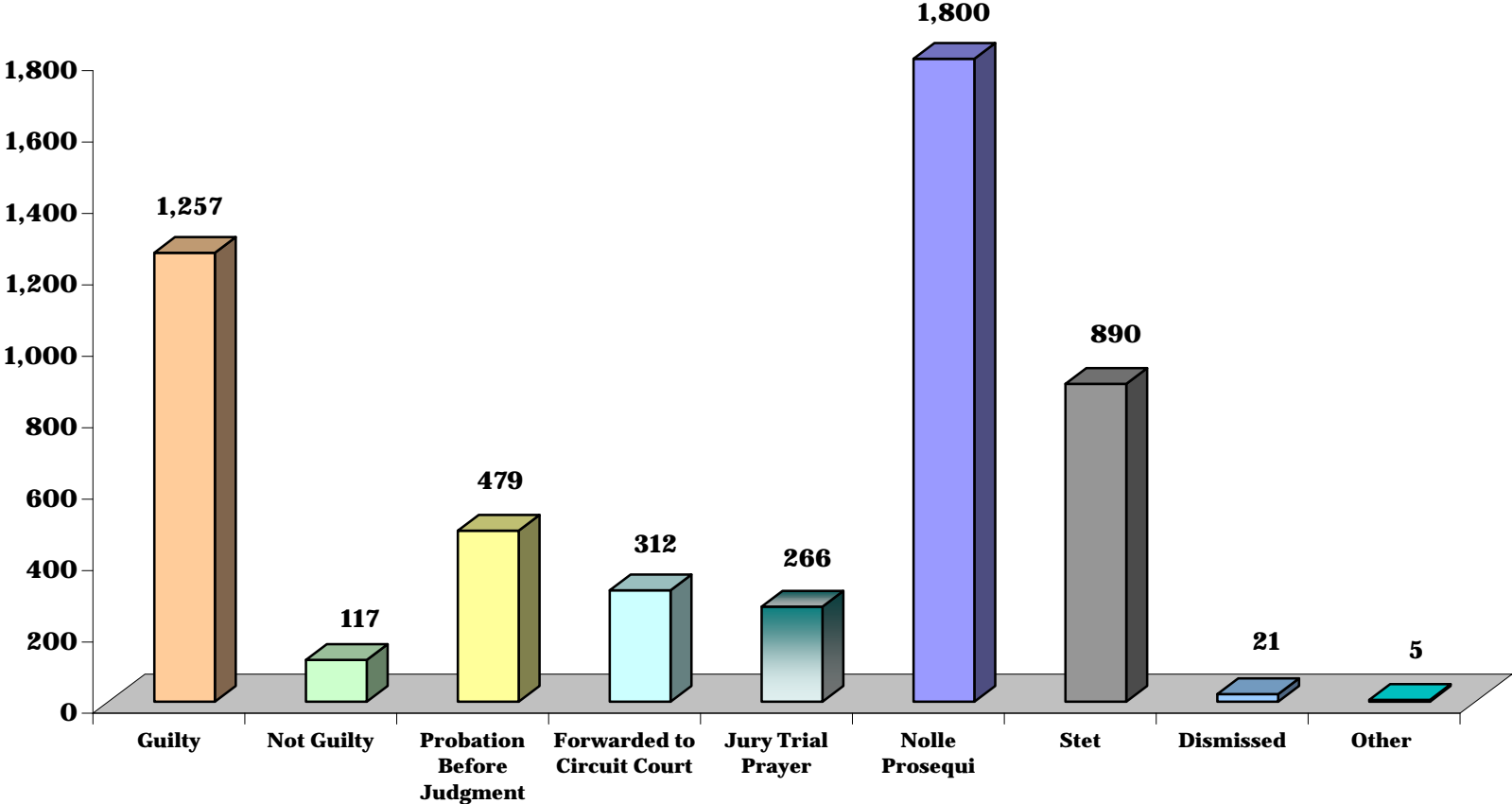


**CHART 6.2.12  
DISTRICT COURT**

**DISTRICT 12 - Allegany and Garrett Counties**

**CRIMINAL CASES: MANNER OF DISPOSITION**

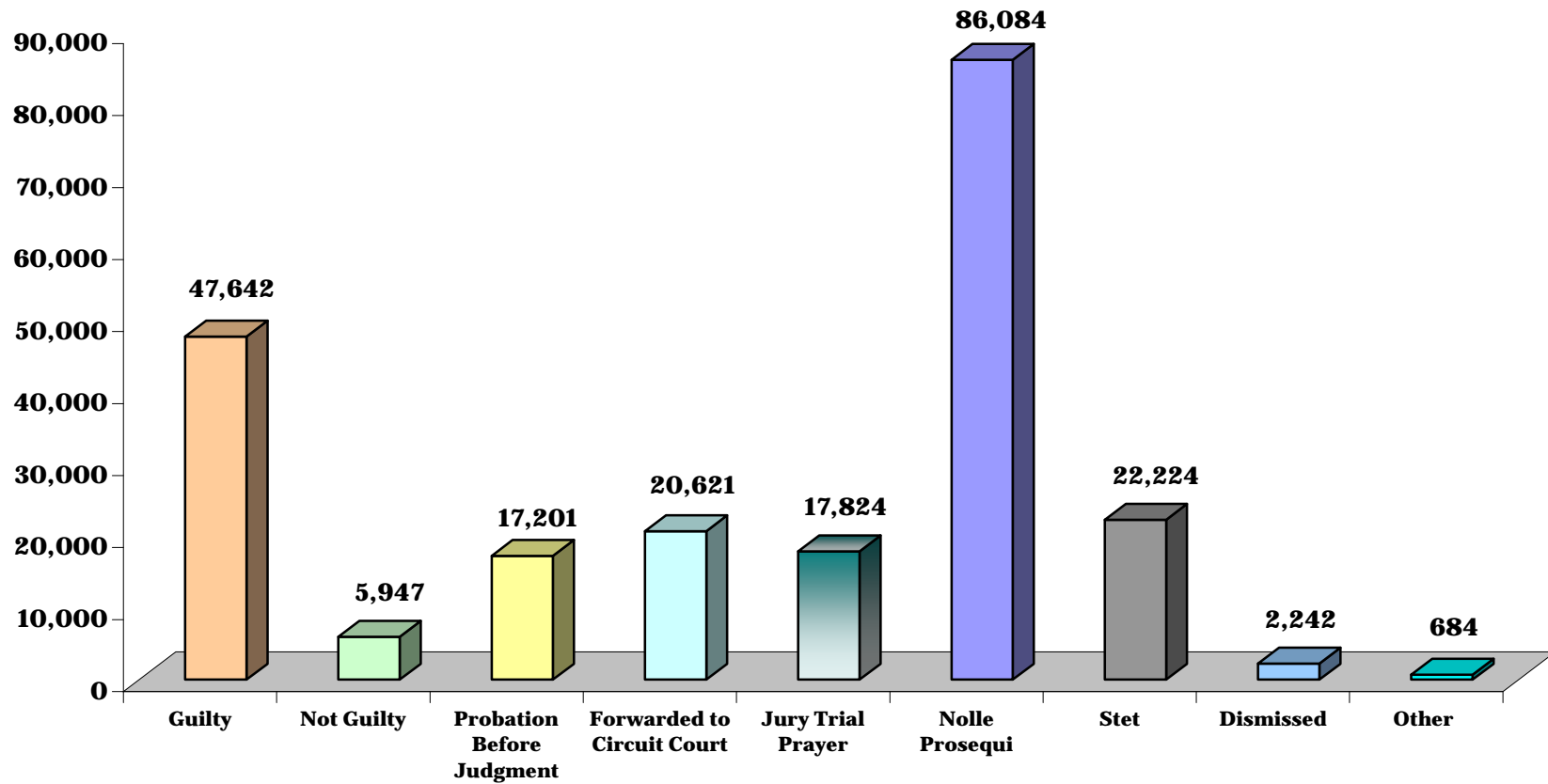
**Fiscal Year 2006**



**CHART 6.2.13  
DISTRICT COURT**

**STATE TOTAL:  
CRIMINAL CASES: MANNER OF DISPOSITION**

**Fiscal Year 2006**



**TABLE DC-7.1  
DISTRICT COURT**

**DWI CASES FILED AND TERMINATED (BY CITATION)**

**5 Year Comparative Data: Fiscal Years 2002 - 2006**

	FY 2002		FY 2003		FY 2004		FY 2005		FY 2006	
	Filed	Terminated	Filed	Terminated	Filed	Terminated	Filed	Terminated	Filed	Terminated
<b>District 1</b>	<b>2,404</b>	<b>1,849</b>	<b>3,211</b>	<b>2,858</b>	<b>3,642</b>	<b>3,296</b>	<b>3,723</b>	<b>4,035</b>	<b>2,671</b>	<b>3,846</b>
Baltimore City	2,404	1,849	3,211	2,858	3,642	3,296	3,723	4,035	2,671	3,846
<b>District 2</b>	<b>3,603</b>	<b>3,000</b>	<b>4,486</b>	<b>4,635</b>	<b>4,623</b>	<b>4,786</b>	<b>4,906</b>	<b>4,771</b>	<b>4,067</b>	<b>4,428</b>
Dorchester	379	314	506	469	525	524	620	518	453	500
Somerset	317	353	391	386	378	375	571	535	393	479
Wicomico	1,301	1,075	1,361	1,522	1,761	1,781	1,714	1,809	1,465	1,462
Worcester	1,606	1,258	2,228	2,258	1,959	2,106	2,001	1,909	1,756	1,987
<b>District 3</b>	<b>3,290</b>	<b>3,304</b>	<b>4,504</b>	<b>4,426</b>	<b>4,717</b>	<b>4,864</b>	<b>4,490</b>	<b>4,503</b>	<b>3,492</b>	<b>3,841</b>
Caroline	383	307	429	416	509	498	504	416	501	474
Cecil	1,348	1,382	1,844	1,743	1,945	2,051	1,638	1,720	1,206	1,409
Kent	244	282	346	318	303	305	351	352	239	285
Queen Anne's	663	693	951	1,095	1,234	1,251	1,279	1,329	872	1,062
Talbot	652	640	934	854	726	759	718	686	674	611

	FY 2002		FY 2003		FY 2004		FY 2005		FY 2006	
	Filed	Terminated	Filed	Terminated	Filed	Terminated	Filed	Terminated	Filed	Terminated
<b>District 4</b>	<b>5,248</b>	<b>4,662</b>	<b>5,764</b>	<b>6,195</b>	<b>5,700</b>	<b>5,700</b>	<b>6,538</b>	<b>6,070</b>	<b>4,785</b>	<b>5,558</b>
Calvert	1,794	1,444	2,157	2,210	2,076	2,039	2,569	2,391	1,523	1,926
Charles	2,334	2,051	2,433	2,740	2,097	2,178	2,267	2,062	1,798	1,976
St. Mary's	1,120	1,167	1,174	1,245	1,527	1,483	1,702	1,617	1,464	1,656
<b>District 5</b>	<b>4,097</b>	<b>4,183</b>	<b>4,901</b>	<b>4,769</b>	<b>5,329</b>	<b>5,110</b>	<b>5,599</b>	<b>4,870</b>	<b>4,191</b>	<b>4,243</b>
Prince George's	4,097	4,183	4,901	4,769	5,329	5,110	5,599	4,870	4,191	4,243
<b>District 6</b>	<b>9,596</b>	<b>8,333</b>	<b>10,200</b>	<b>10,253</b>	<b>10,191</b>	<b>9,277</b>	<b>12,055</b>	<b>10,827</b>	<b>7,944</b>	<b>9,923</b>
Montgomery	9,596	8,333	10,200	10,253	10,191	9,277	12,055	10,827	7,944	9,923

**DWI CASES FILED AND TERMINATED, page 2**

	FY 2002		FY 2003		FY 2004		FY 2005		FY 2006	
	Filed	Terminated	Filed	Terminated	Filed	Terminated	Filed	Terminated	Filed	Terminated
<b>District 7</b>	<b>6,920</b>	<b>8,196</b>	<b>7,241</b>	<b>7,122</b>	<b>7,289</b>	<b>7,413</b>	<b>8,088</b>	<b>7,379</b>	<b>5,593</b>	<b>6,742</b>
Anne Arundel	6,920	8,196	7,241	7,122	7,289	7,413	8,088	7,379	5,593	6,742
<b>District 8</b>	<b>5,635</b>	<b>5,386</b>	<b>7,075</b>	<b>7,666</b>	<b>7,316</b>	<b>7,834</b>	<b>7,178</b>	<b>7,620</b>	<b>4,973</b>	<b>6,529</b>
Baltimore	5,635	5,386	7,075	7,666	7,316	7,834	7,178	7,620	4,973	6,529
<b>District 9</b>	<b>2,523</b>	<b>2,398</b>	<b>3,843</b>	<b>3,857</b>	<b>3,475</b>	<b>3,980</b>	<b>3,085</b>	<b>3,527</b>	<b>2,081</b>	<b>2,655</b>
Harford	2,523	2,398	3,843	3,857	3,475	3,980	3,085	3,527	2,081	2,655

	FY 2002		FY 2003		FY 2004		FY 2005		FY 2006	
	Filed	Terminated	Filed	Terminated	Filed	Terminated	Filed	Terminated	Filed	Terminated
<b>District 10</b>	<b>6,332</b>	<b>4,528</b>	<b>6,933</b>	<b>7,604</b>	<b>6,713</b>	<b>7,545</b>	<b>6,341</b>	<b>7,010</b>	<b>4,788</b>	<b>5,598</b>
Carroll	1,702	1,565	2,483	2,514	2,521	2,715	2,397	2,663	1,946	2,281
Howard	4,630	2,963	4,450	5,090	4,192	4,830	3,944	4,347	2,842	3,317
<b>District 11</b>	<b>4,848</b>	<b>4,321</b>	<b>5,442</b>	<b>5,645</b>	<b>5,616</b>	<b>5,569</b>	<b>5,833</b>	<b>5,784</b>	<b>3,777</b>	<b>4,732</b>
Frederick	3,373	2,979	3,499	3,727	3,373	3,487	3,428	3,395	2,169	2,617
Washington	1,475	1,342	1,943	1,918	2,243	2,082	2,405	2,389	1,608	2,115
<b>District 12</b>	<b>1,498</b>	<b>1,359</b>	<b>2,027</b>	<b>2,063</b>	<b>2,224</b>	<b>2,248</b>	<b>2,160</b>	<b>2,136</b>	<b>1,593</b>	<b>1,867</b>
Allegany	807	810	1,251	1,226	1,390	1,416	1,479	1,404	1,023	1,153
Garrett	691	549	776	837	834	832	681	732	570	714

	FY 2002		FY 2003		FY 2004		FY 2005		FY 2006	
	Filed	Terminated	Filed	Terminated	Filed	Terminated	Filed	Terminated	Filed	Terminated
<b>State Totals</b>	<b>55,994</b>	<b>51,519</b>	<b>65,627</b>	<b>67,093</b>	<b>66,835</b>	<b>67,622</b>	<b>69,996</b>	<b>68,532</b>	<b>49,955</b>	<b>59,962</b>

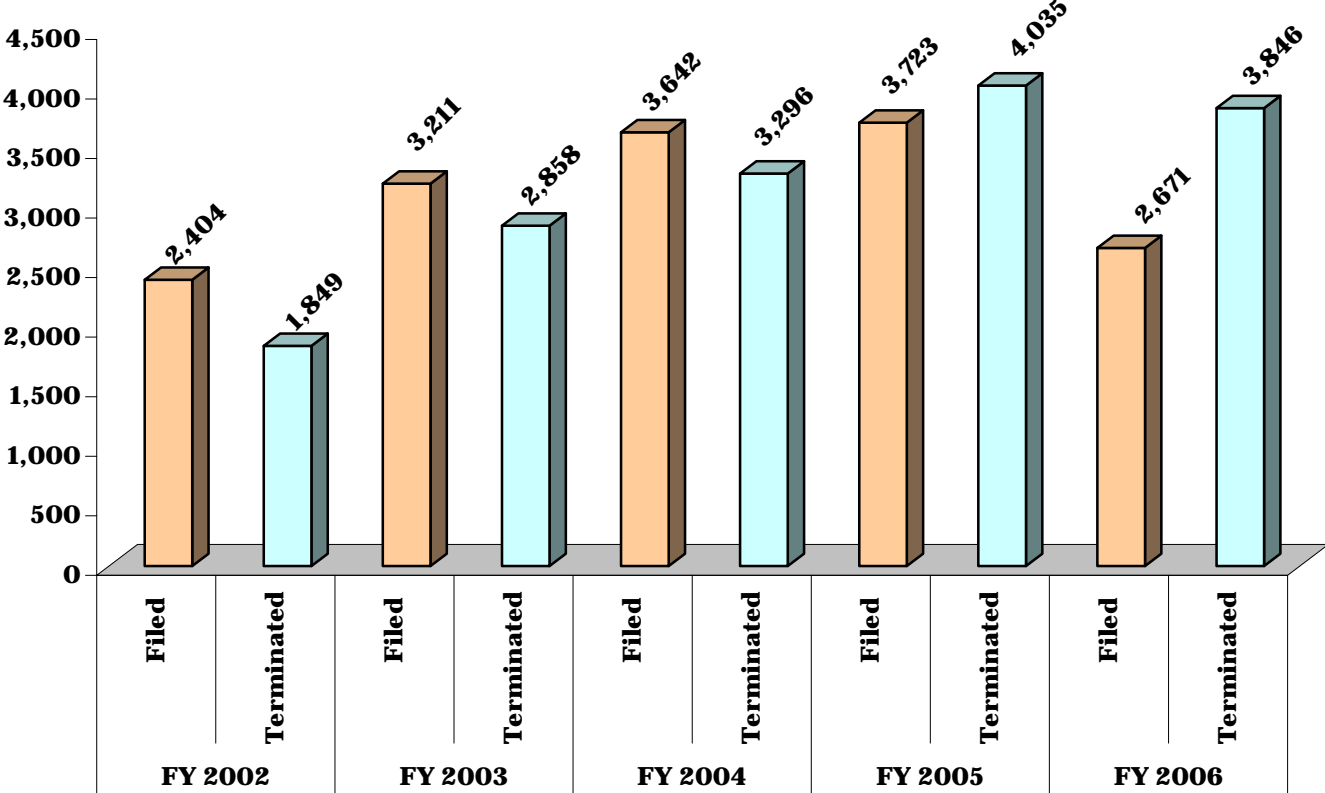


**CHART DC-7.1.1  
DISTRICT COURT**

**DISTRICT 1 - Baltimore City**

**DWI CASES FILED AND TERMINATED (BY CITATION)**

**5 Year Comparative Data: Fiscal Years 2002 - 2006**

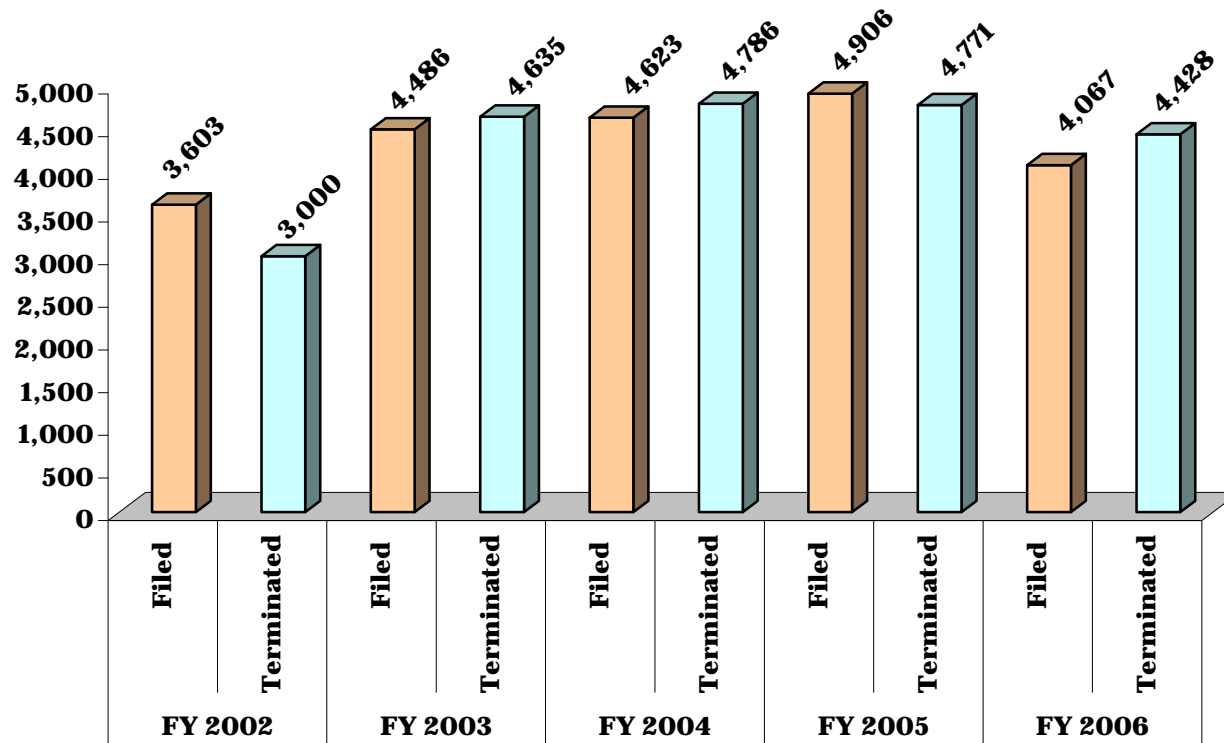


**CHART DC-7.1.2  
DISTRICT COURT**

**DISTRICT 2 - Dorchester, Somerset, Wicomico and Worcester Counties**

**DWI CASES FILED AND TERMINATED (BY CITATION)**

**5 Year Comparative Data: Fiscal Years 2002 - 2006**

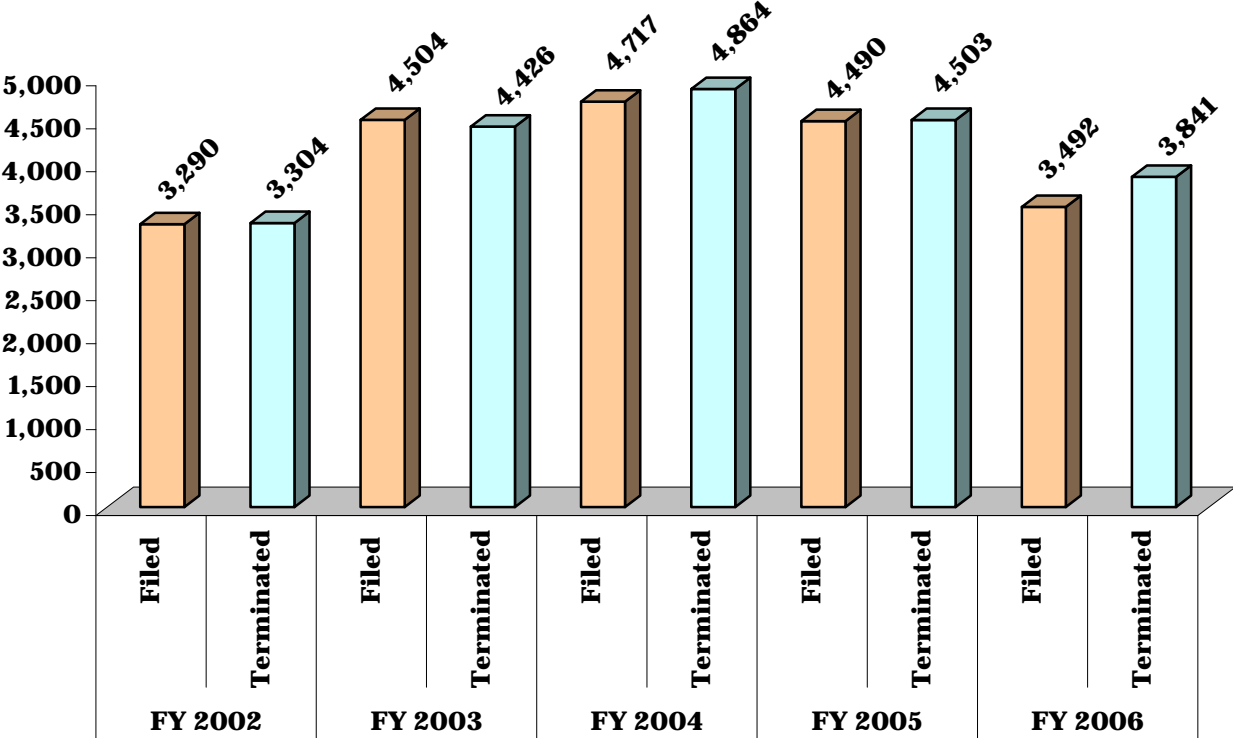


**CHART DC-7.1.3  
DISTRICT COURT**

**DISTRICT 3 - Caroline, Cecil, Kent, Queen Anne's and Talbot Counties**

**DWI CASES FILED AND TERMINATED (BY CITATION)**

**5 Year Comparative Data: Fiscal Years 2002 - 2006**

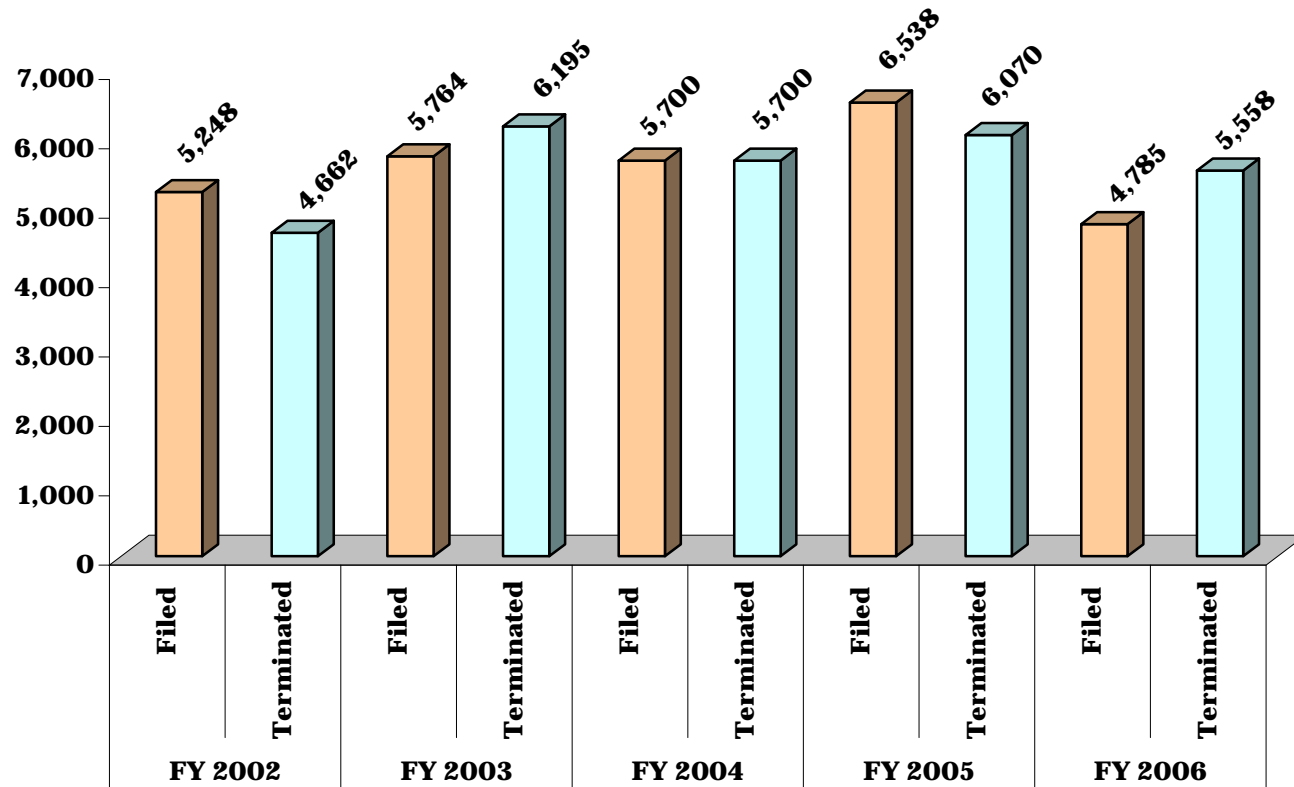


**CHART DC-7.1.4  
DISTRICT COURT**

**DISTRICT 4 - Calvert, Charles and St. Mary's Counties**

**DWI CASES FILED AND TERMINATED (BY CITATION)**

**5 Year Comparative Data: Fiscal Years 2002 - 2006**

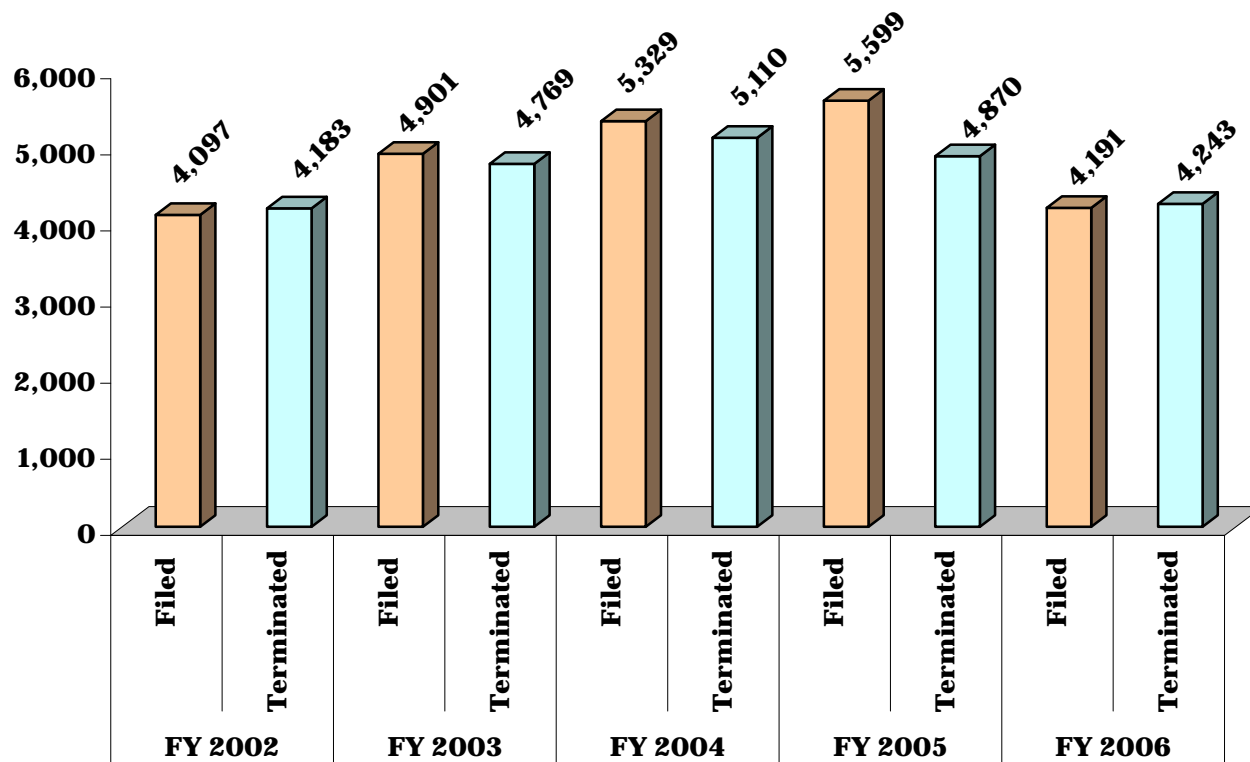


**CHART DC-7.1.5  
DISTRICT COURT**

**DISTRICT 5 - Prince George's County**

**DWI CASES FILED AND TERMINATED (BY CITATION)**

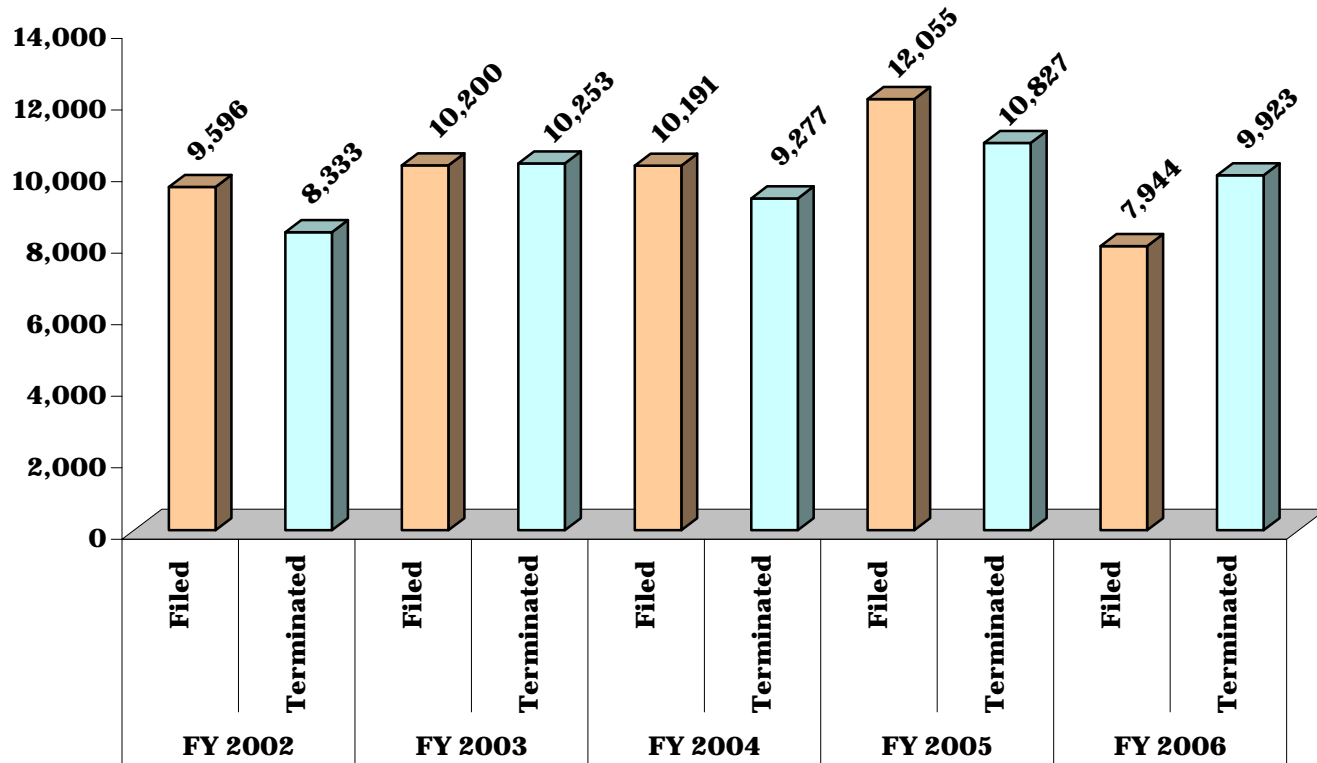
**5 Year Comparative Data: Fiscal Years 2002 - 2006**



**CHART DC-7.1.6  
DISTRICT COURT**

**DISTRICT 6 - Montgomery County  
DWI CASES FILED AND TERMINATED (BY CITATION)**

**5 Year Comparative Data: Fiscal Years 2002 - 2006**

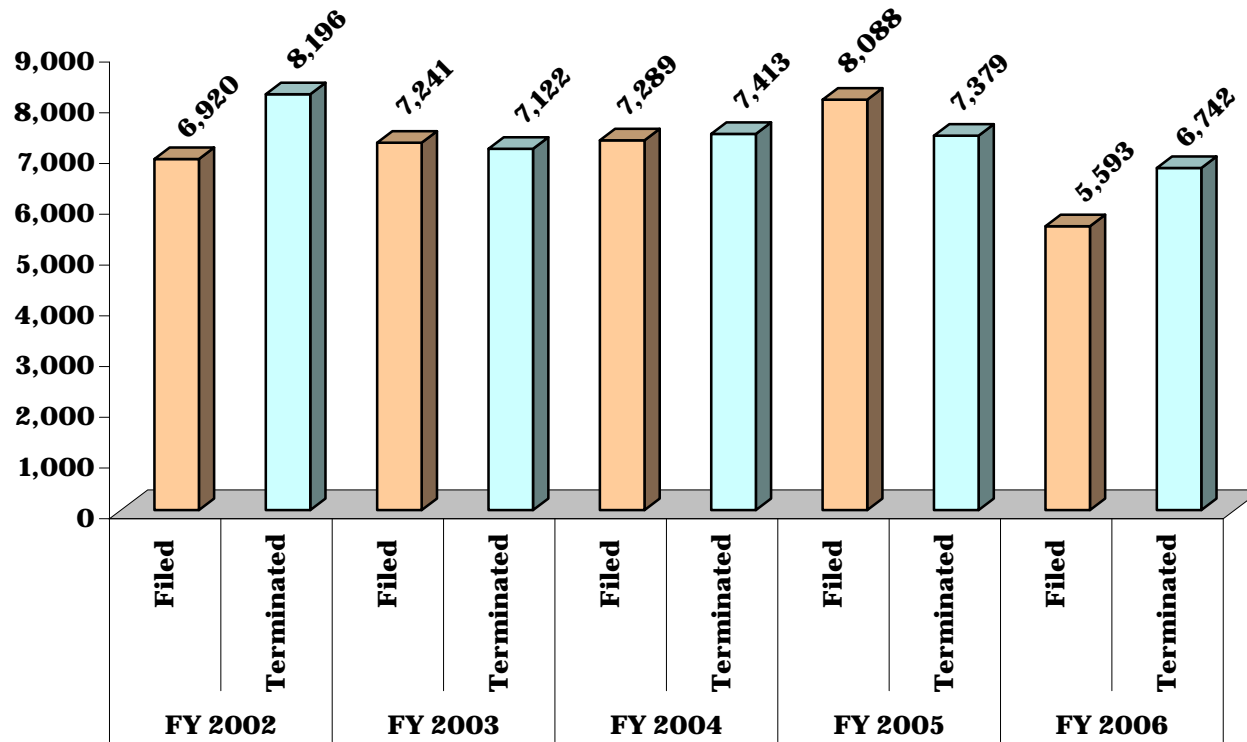


**CHART DC-7.1.7  
DISTRICT COURT**

**DISTRICT 7 - Anne Arundel County**

**DWI CASES FILED AND TERMINATED (BY CITATION)**

**5 Year Comparative Data: Fiscal Years 2002 - 2006**

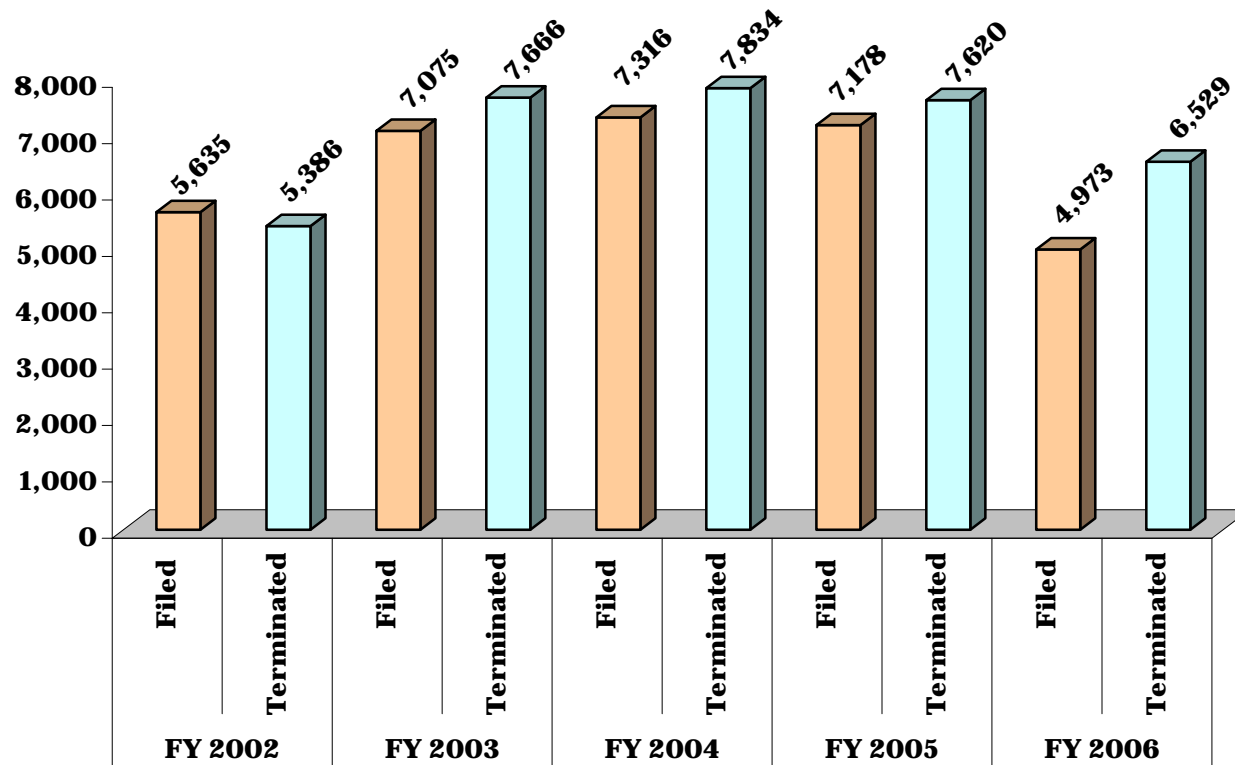


**CHART DC-7.1.8  
DISTRICT COURT**

**DISTRICT 8 - Baltimore County**

**DWI CASES FILED AND TERMINATED (BY CITATION)**

**5 Year Comparative Data: Fiscal Years 2002 - 2006**



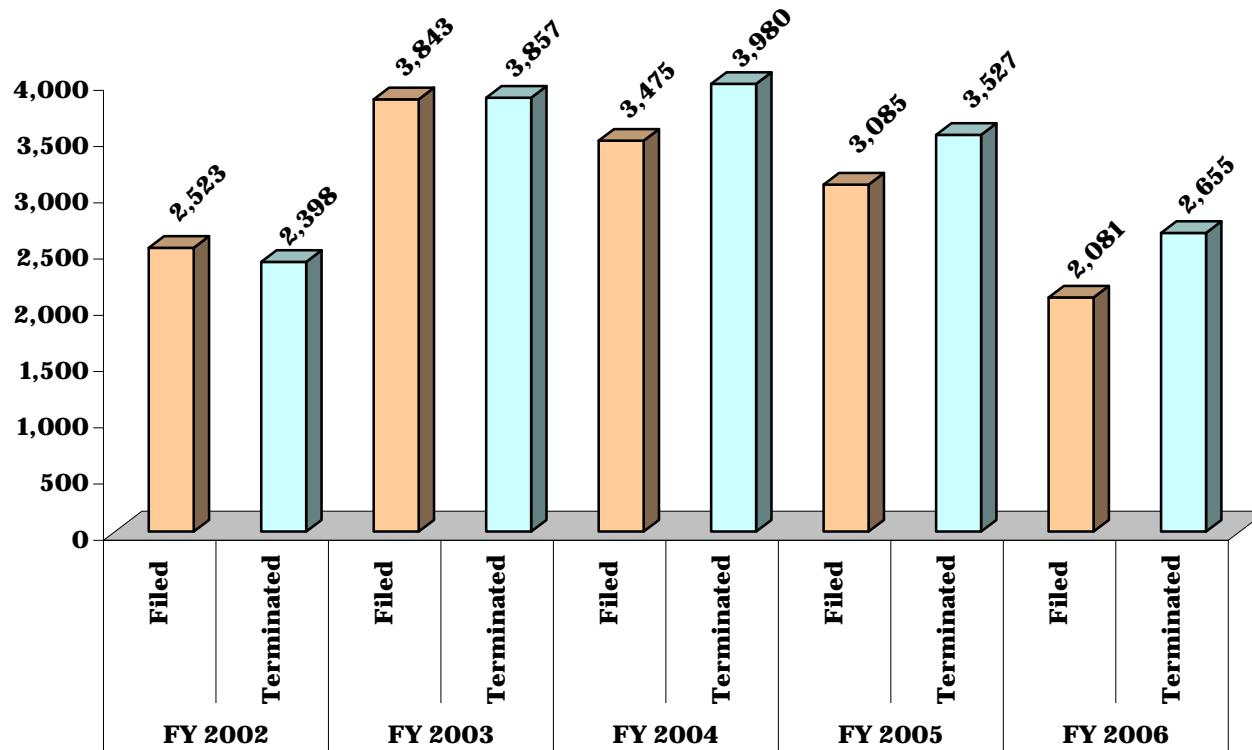


**CHART DC-7.1.9  
DISTRICT COURT**

**DISTRICT 9 - Harford County**

**DWI CASES FILED AND TERMINATED (BY CITATION)**

**5 Year Comparative Data: Fiscal Years 2002 - 2006**

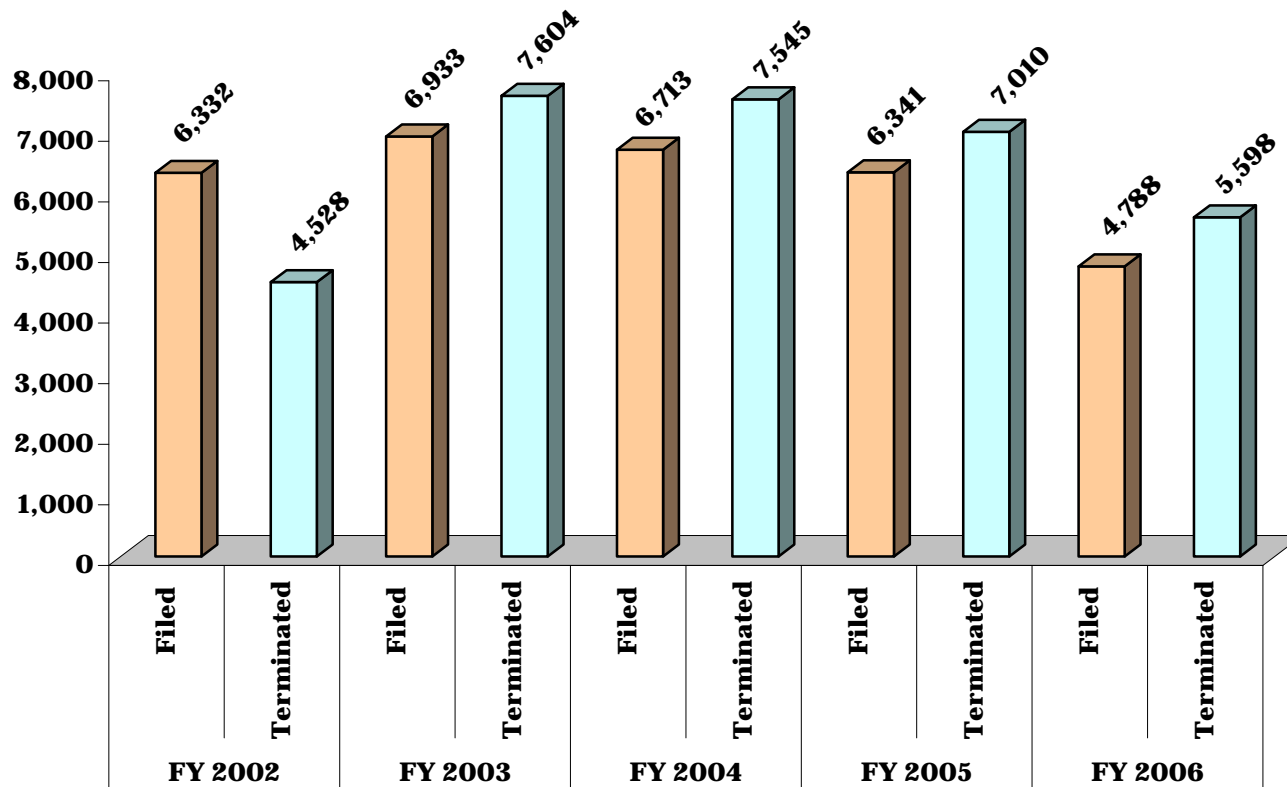


**CHART DC-7.1.10  
DISTRICT COURT**

**DISTRICT 10 - Carroll and Howard Counties**

**DWI CASES FILED AND TERMINATED (BY CITATION)**

**5 Year Comparative Data: Fiscal Years 2002 - 2006**

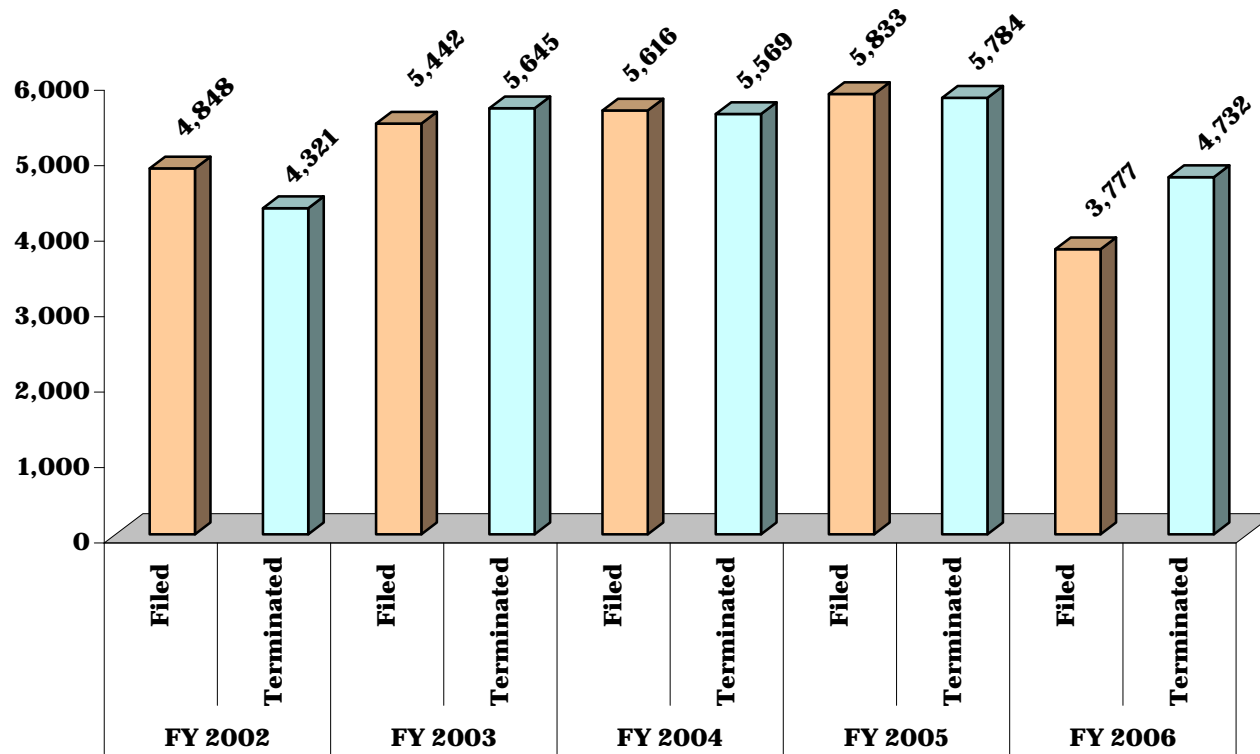


**CHART DC-7.1.11  
DISTRICT COURT**

**DISTRICT 11 - Frederick and Washington Counties**

**DWI CASES FILED AND TERMINATED (BY CITATION)**

**5 Year Comparative Data: Fiscal Years 2002 - 2006**

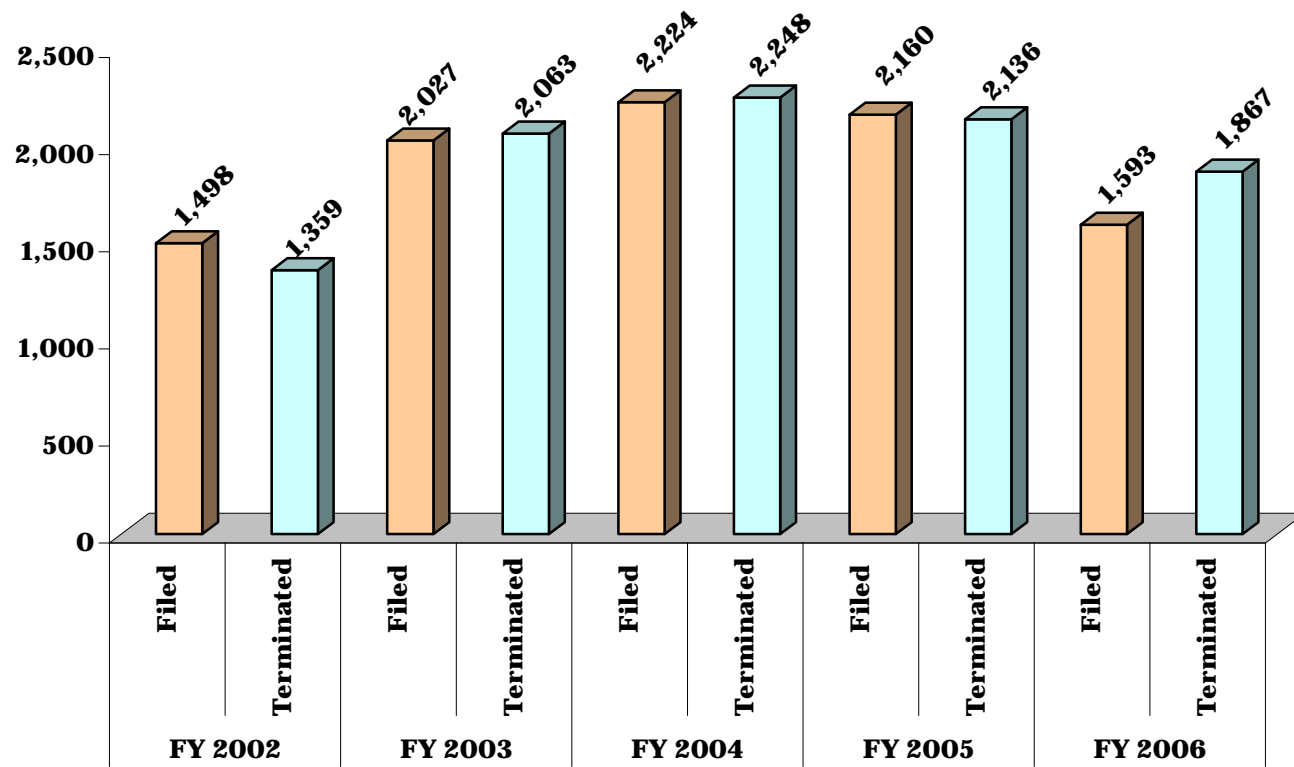


**CHART DC-7.1.12  
DISTRICT COURT**

**DISTRICT 12 - Allegany and Garrett Counties**

**DWI CASES FILED AND TERMINATED (BY CITATION)**

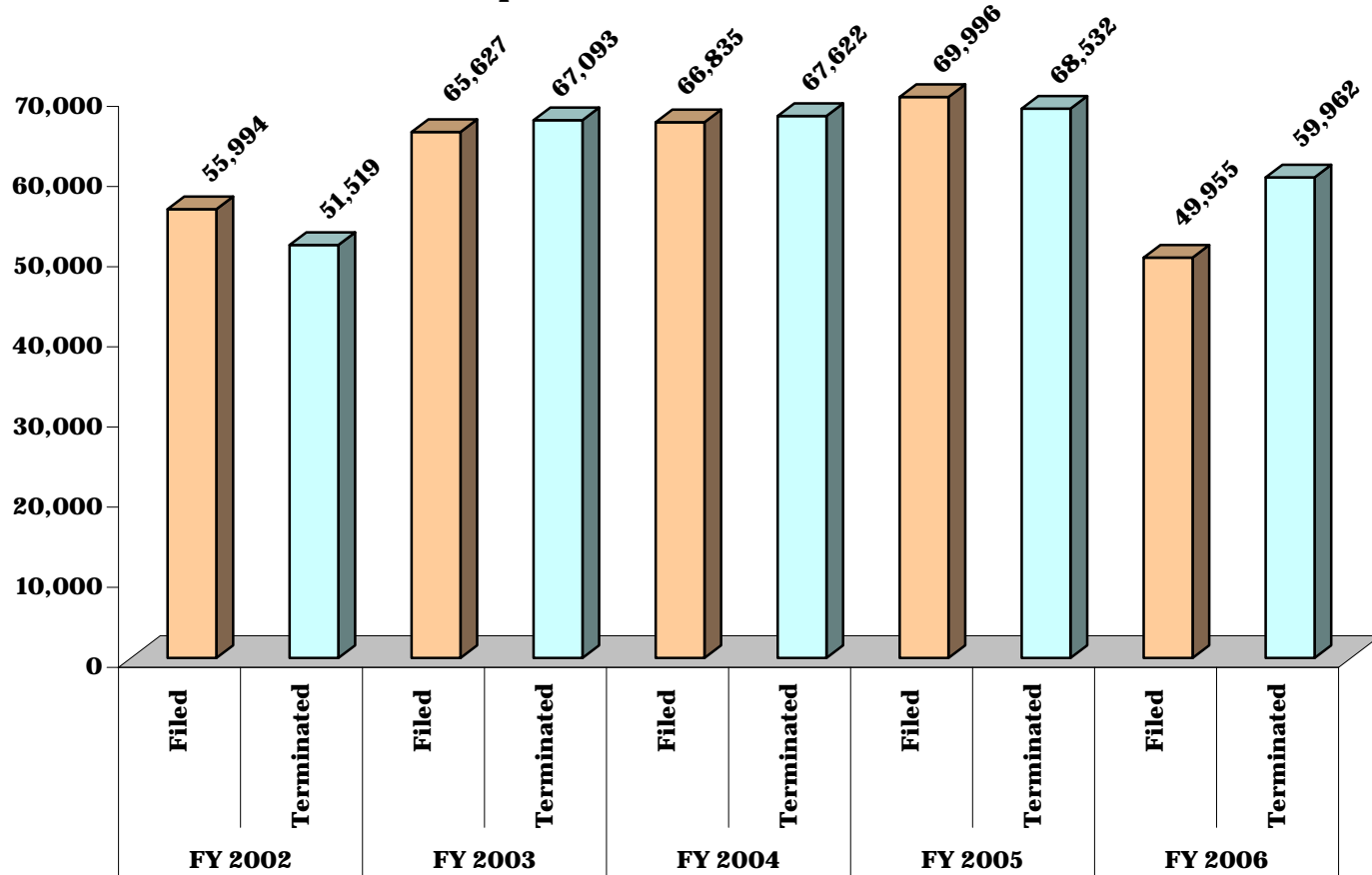
**5 Year Comparative Data: Fiscal Years 2002 - 2006**



**CHART DC-7.1.13  
DISTRICT COURT**

**STATE TOTAL:  
DWI CASES FILED AND TERMINATED (BY CITATION)**

**5 Year Comparative Data: Fiscal Years 2002 - 2006**



**TABLE DC-7.2  
DISTRICT COURT**

**DWI CASES: MANNER OF DISPOSITION**

	<b>Guilty</b>	<b>Not Guilty</b>	<b>Probation Before Judgment</b>	<b>Dismissed</b>	<b>Nolle Prosequi</b>	<b>Stet</b>	<b>Merged</b>	<b>Jury Trial Prayer</b>	<b>Other</b>	<b>Total</b>
<b>District 1</b>	<b>452</b>	<b>98</b>	<b>628</b>	<b>6</b>	<b>1,919</b>	<b>209</b>	<b>49</b>	<b>460</b>	<b>25</b>	<b>3,846</b>
Baltimore City	452	98	628	6	1,919	209	49	460	25	3,846
<b>District 2</b>	<b>687</b>	<b>102</b>	<b>674</b>	<b>8</b>	<b>1,960</b>	<b>315</b>	<b>27</b>	<b>640</b>	<b>15</b>	<b>4,428</b>
Dorchester	91	29	37	1	290	0	5	44	3	500
Somerset	66	13	91	0	272	8	4	25	0	479
Wicomico	247	27	248	0	413	302	16	201	8	1,462
Worcester	283	33	298	7	985	5	2	370	4	1,987
<b>District 3</b>	<b>617</b>	<b>123</b>	<b>443</b>	<b>25</b>	<b>1,592</b>	<b>90</b>	<b>127</b>	<b>793</b>	<b>84</b>	<b>3,841</b>
Caroline	93	8	56	4	139	7	90	74	3	474
Cecil	191	40	118	6	472	50	8	512	12	1,409
Kent	50	6	33	2	112	21	0	56	58	285
Queen Anne's	211	41	142	5	538	2	10	110	3	1,062
Talbot	72	28	94	8	331	10	19	41	8	611
<b>District 4</b>	<b>872</b>	<b>88</b>	<b>776</b>	<b>9</b>	<b>3,297</b>	<b>45</b>	<b>16</b>	<b>417</b>	<b>38</b>	<b>5,558</b>
Calvert	264	41	235	0	1,178	32	9	159	8	1,926
Charles	307	23	356	0	1,112	5	3	147	23	1,976
St. Mary's	301	24	185	9	1,007	8	4	111	7	1,656
<b>District 5</b>	<b>73</b>	<b>70</b>	<b>183</b>	<b>13</b>	<b>2,157</b>	<b>7</b>	<b>5</b>	<b>1,710</b>	<b>25</b>	<b>4,243</b>
Prince George's	73	70	183	13	2,157	7	5	1,710	25	4,243
<b>District 6</b>	<b>1,353</b>	<b>248</b>	<b>1,729</b>	<b>40</b>	<b>3,894</b>	<b>2,383</b>	<b>67</b>	<b>106</b>	<b>103</b>	<b>9,923</b>
Montgomery	1,353	248	1,729	40	3,894	2,383	67	106	103	9,923

**DWI CASES: MANNER OF DISPOSITION, page 2**

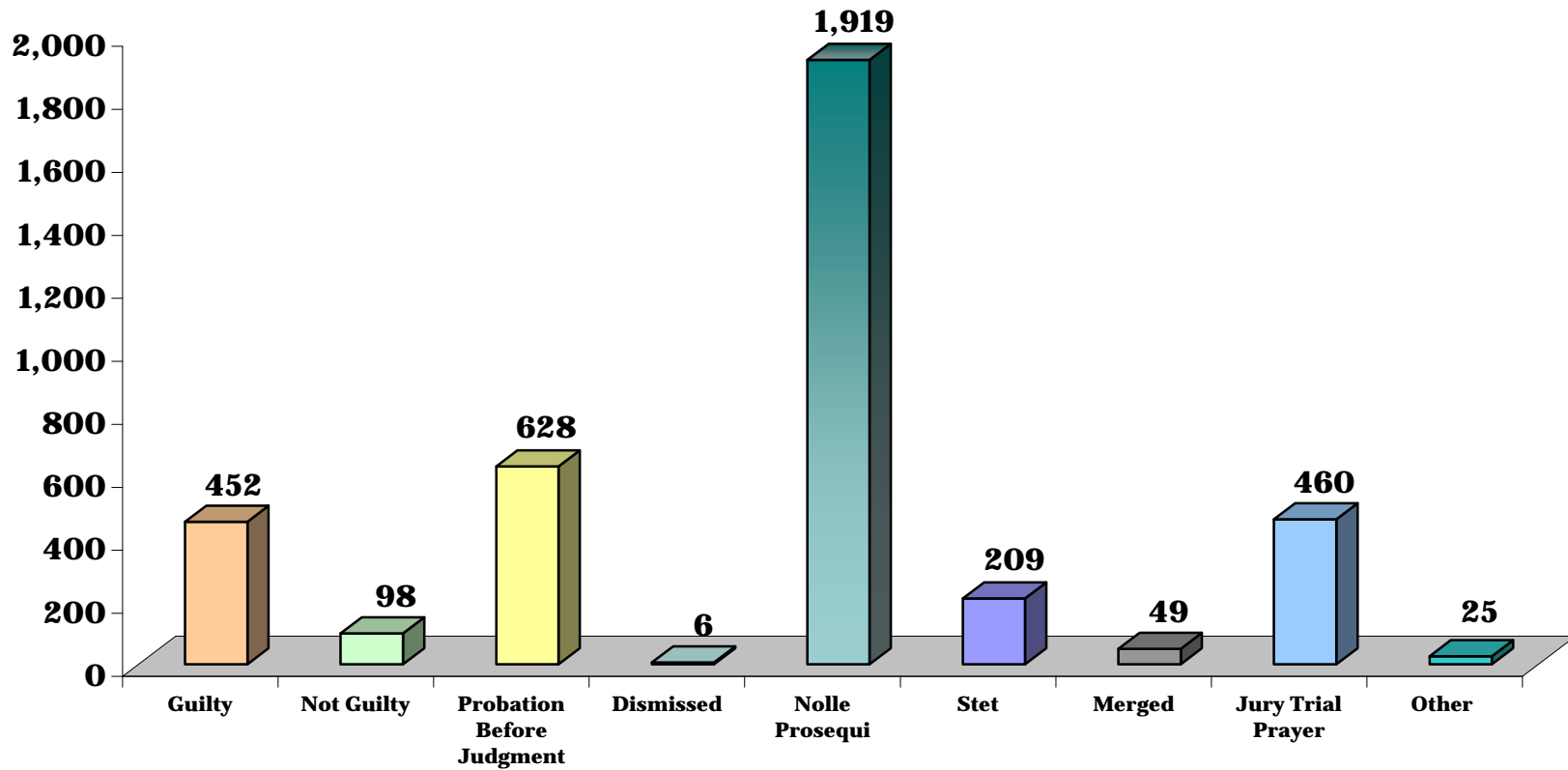
	<b>Guilty</b>	<b>Not Guilty</b>	<b>Probation Before Judgment</b>	<b>Dismissed</b>	<b>Nolle Prosequi</b>	<b>Stet</b>	<b>Merged</b>	<b>Jury Trial Prayer</b>	<b>Other</b>	<b>Total</b>
<b>District 7</b>	<b>795</b>	<b>169</b>	<b>1,155</b>	<b>14</b>	<b>2,601</b>	<b>1,638</b>	<b>25</b>	<b>293</b>	<b>52</b>	<b>6,742</b>
Anne Arundel	795	169	1,155	14	2,601	1,638	25	293	52	6,742
<b>District 8</b>	<b>1,009</b>	<b>236</b>	<b>1,457</b>	<b>11</b>	<b>3,271</b>	<b>19</b>	<b>46</b>	<b>440</b>	<b>40</b>	<b>6,529</b>
Baltimore	1,009	236	1,457	11	3,271	19	46	440	40	6,529
<b>District 9</b>	<b>513</b>	<b>17</b>	<b>398</b>	<b>4</b>	<b>137</b>	<b>763</b>	<b>10</b>	<b>803</b>	<b>10</b>	<b>2,655</b>
Harford	513	17	398	4	137	763	10	803	10	2,655
<b>District 10</b>	<b>527</b>	<b>133</b>	<b>1,048</b>	<b>8</b>	<b>2,287</b>	<b>325</b>	<b>14</b>	<b>1,231</b>	<b>25</b>	<b>5,598</b>
Carroll	232	23	429	1	644	184	8	749	11	2,281
Howard	295	110	619	7	1,643	141	6	482	14	3,317
<b>District 11</b>	<b>551</b>	<b>28</b>	<b>768</b>	<b>3</b>	<b>1,729</b>	<b>11</b>	<b>13</b>	<b>1,610</b>	<b>19</b>	<b>4,732</b>
Frederick	286	16	382	0	905	1	6	1,013	8	2,617
Washington	265	12	386	3	824	10	7	597	11	2,115
<b>District 12</b>	<b>294</b>	<b>17</b>	<b>330</b>	<b>2</b>	<b>946</b>	<b>82</b>	<b>4</b>	<b>186</b>	<b>7</b>	<b>1,867</b>
Allegany	178	8	217	1	547	54	1	147	0	1,153
Garrett	116	9	113	1	399	28	3	39	7	714
<b>State Totals</b>	<b>7,743</b>	<b>1,329</b>	<b>9,589</b>	<b>143</b>	<b>25,790</b>	<b>5,887</b>	<b>403</b>	<b>8,689</b>	<b>443</b>	<b>59,962</b>

**CHART DC-7.2.1  
DISTRICT COURT**

**DISTRICT 1 - Baltimore City**

**DWI CASES: MANNER OF DISPOSITION**

**Fiscal Year 2006**



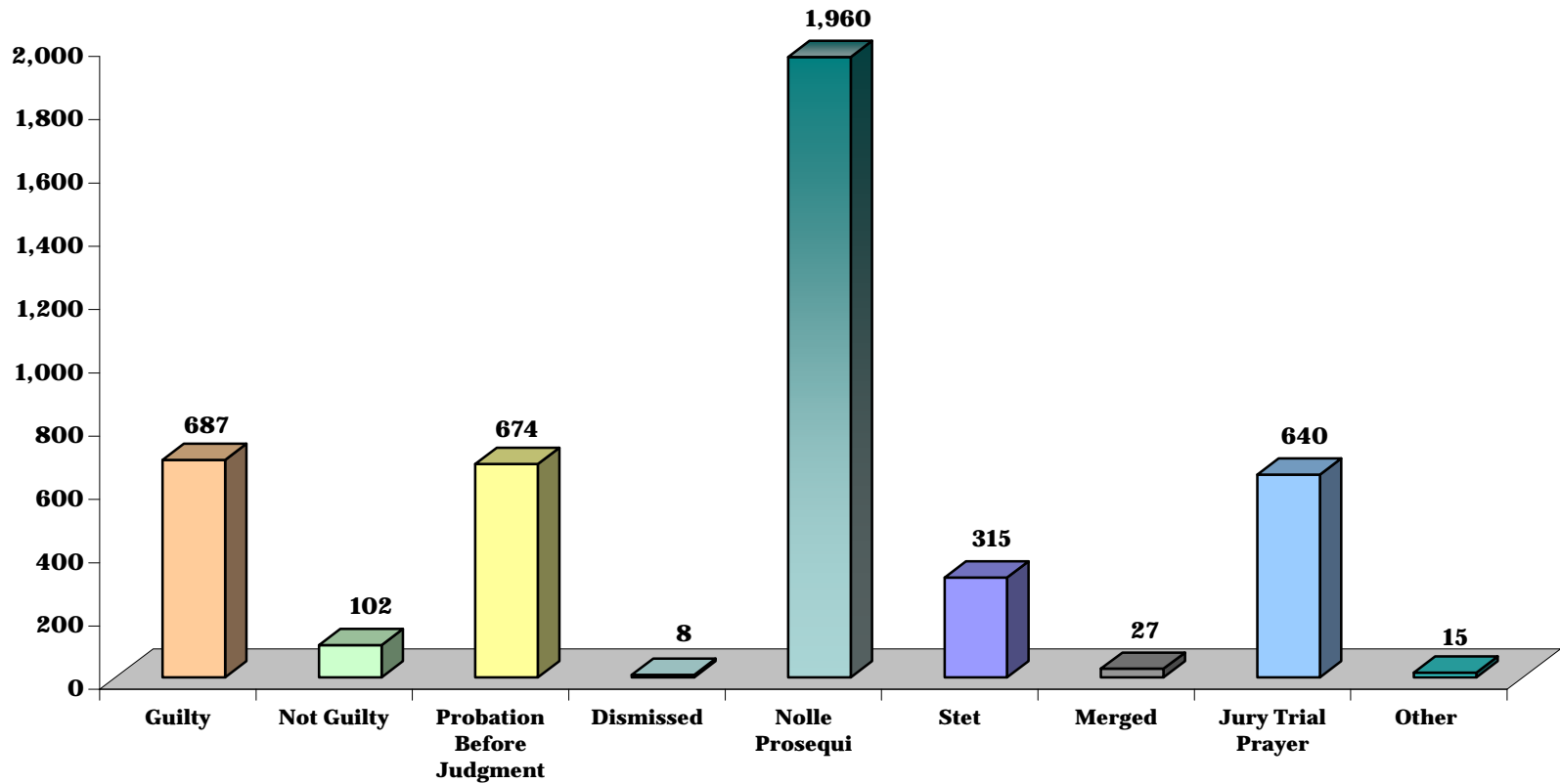


**CHART DC-7.2.2  
DISTRICT COURT**

**DISTRICT 2 - Dorchester, Somerset, Wicomico and Worcester Counties**

**DWI CASES: MANNER OF DISPOSITION**

**Fiscal Year 2006**

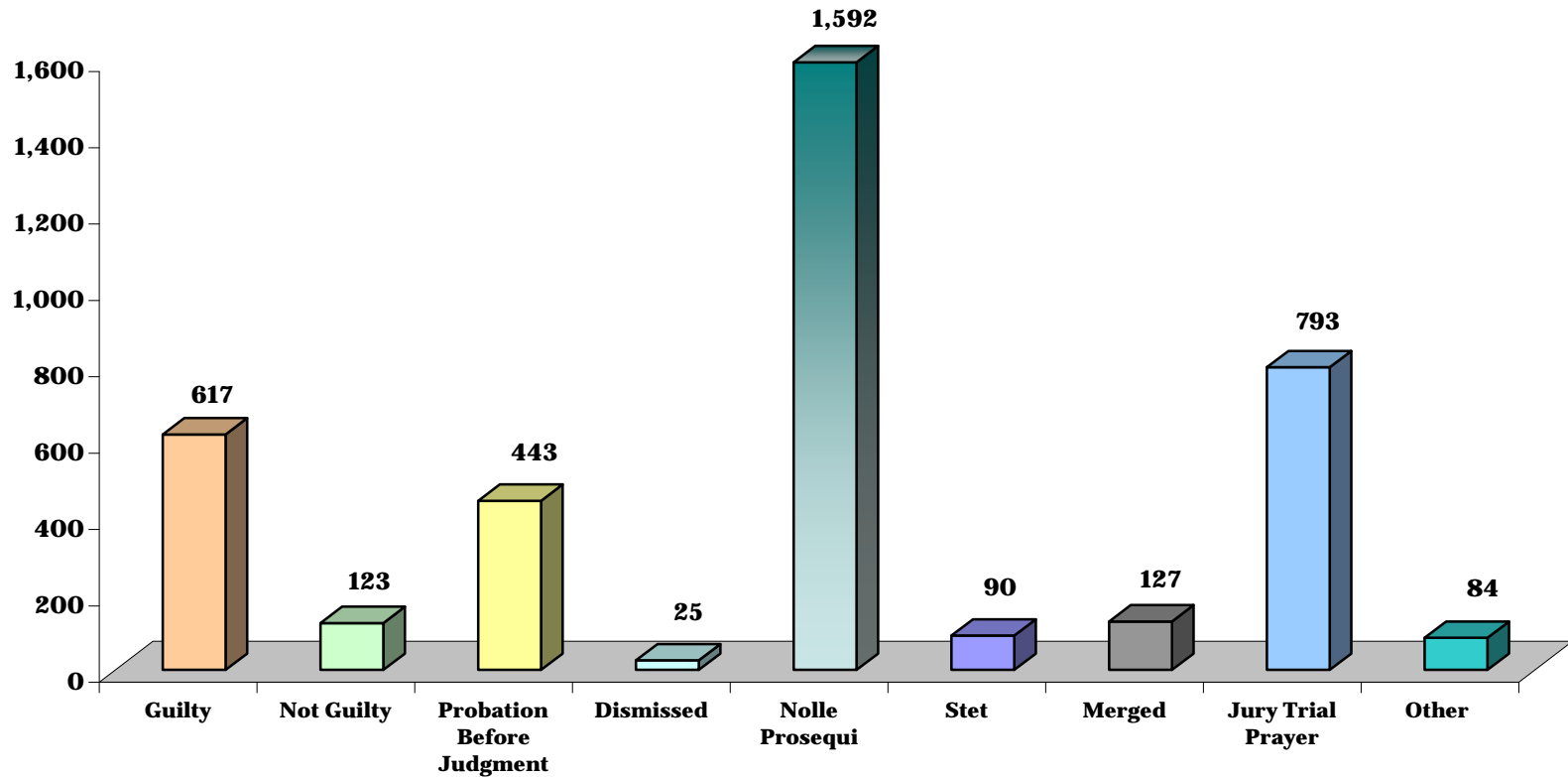


**CHART DC-7.2.3  
DISTRICT COURT**

**DISTRICT 3 - Caroline, Cecil, Kent, Queen Anne's and Talbot Counties**

**DWI CASES: MANNER OF DISPOSITION**

**Fiscal Year 2006**

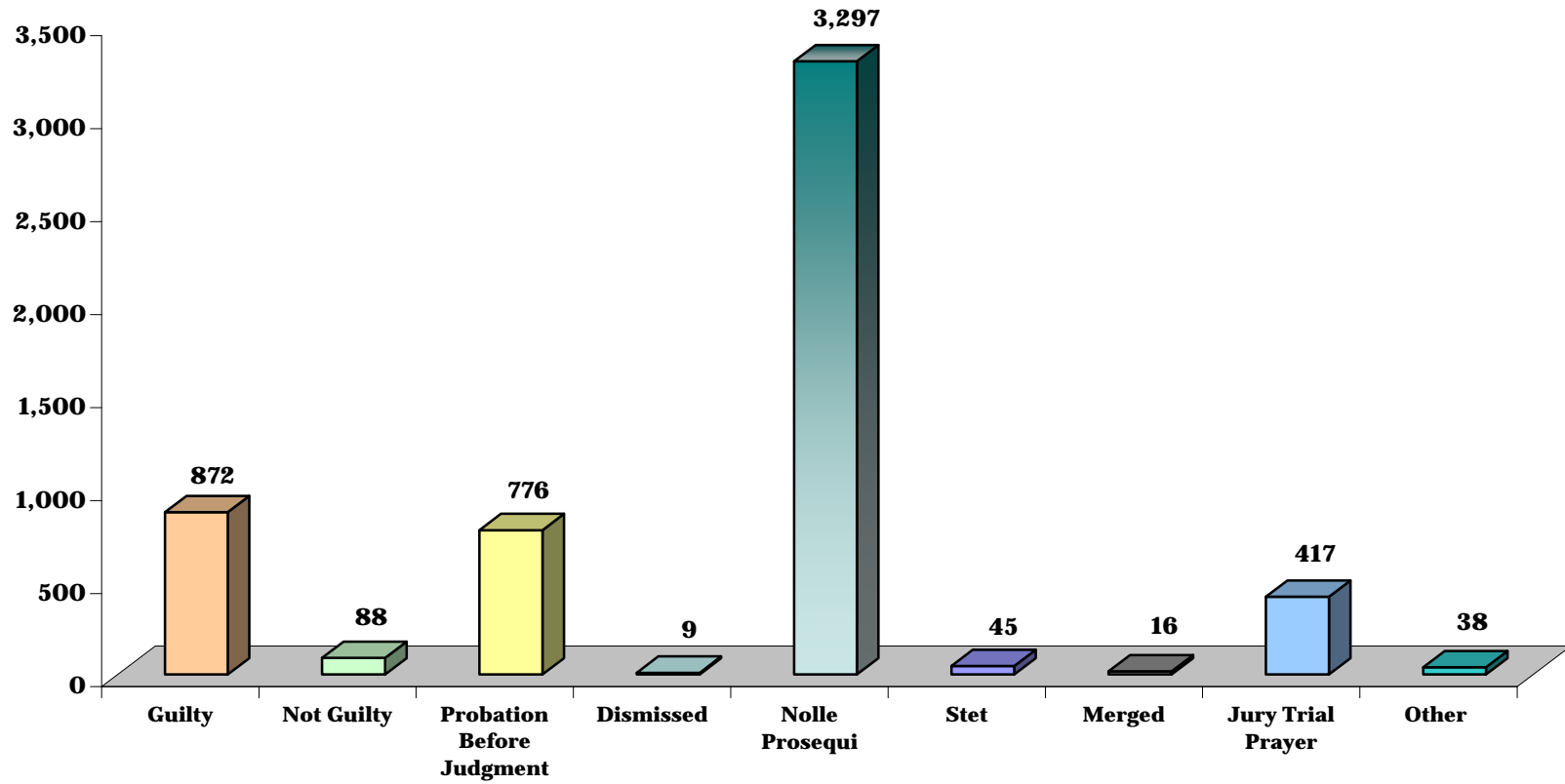


**CHART DC-7.2.4  
DISTRICT COURT**

**DISTRICT 4 - Calvert, Charles and St. Mary's Counties**

**DWI CASES: MANNER OF DISPOSITION**

**Fiscal Year 2006**

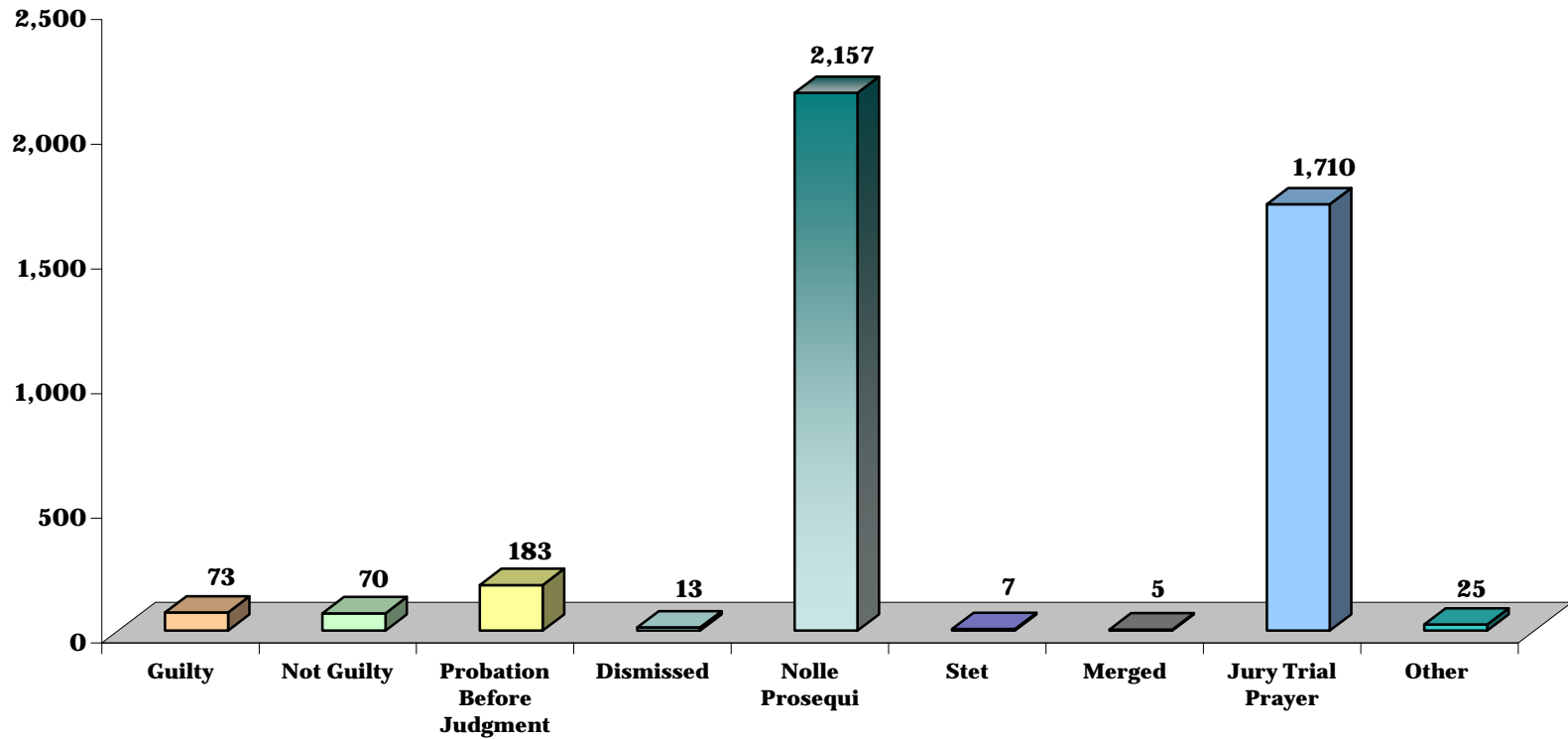


**CHART DC-7.2.5  
DISTRICT COURT**

**DISTRICT 5 - Prince George's County**

**DWI CASES: MANNER OF DISPOSITION**

**Fiscal Year 2006**

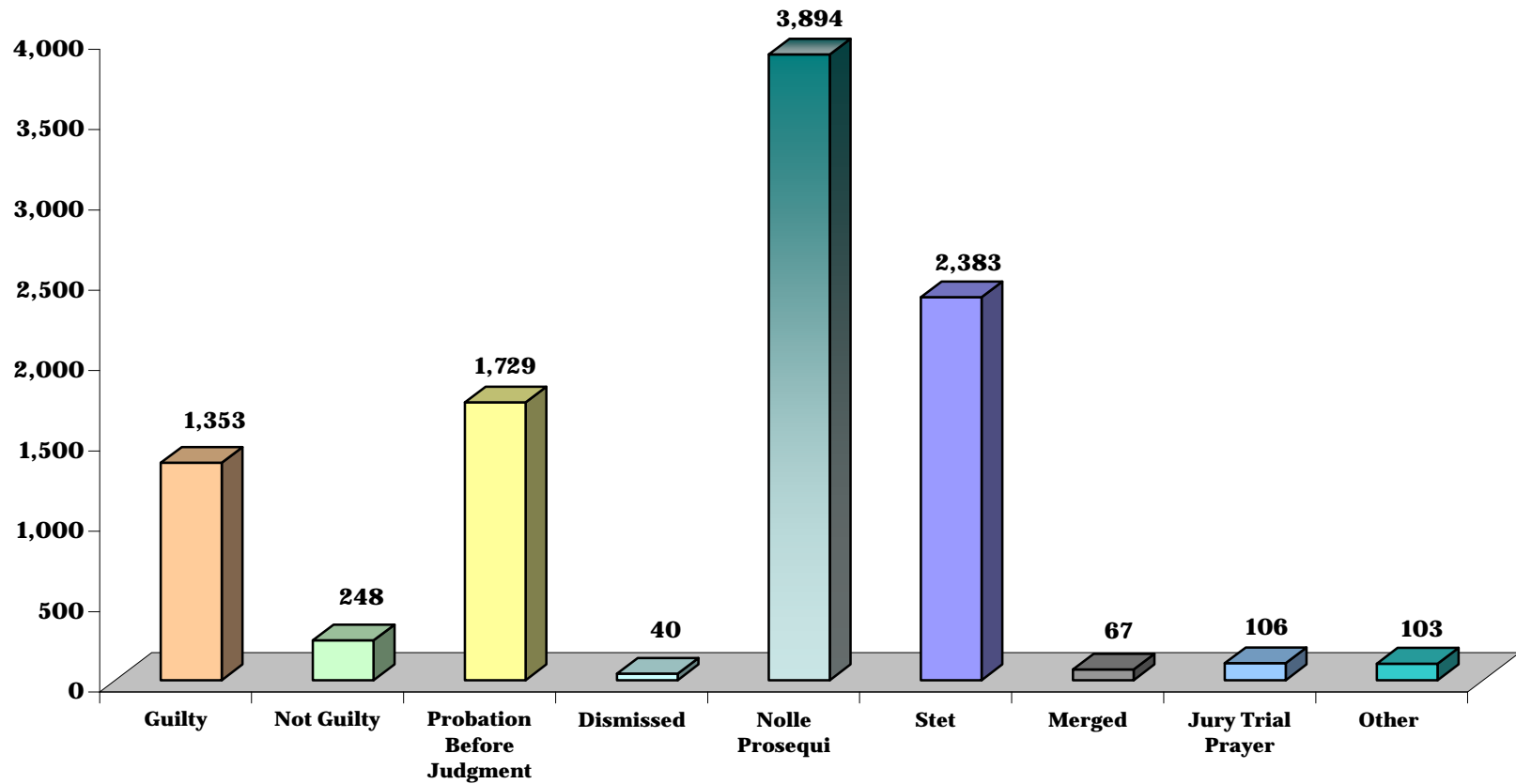


**CHART DC-7.2.6  
DISTRICT COURT**

**DISTRICT 6 - Montgomery County**

**DWI CASES: MANNER OF DISPOSITION**

**Fiscal Year 2006**

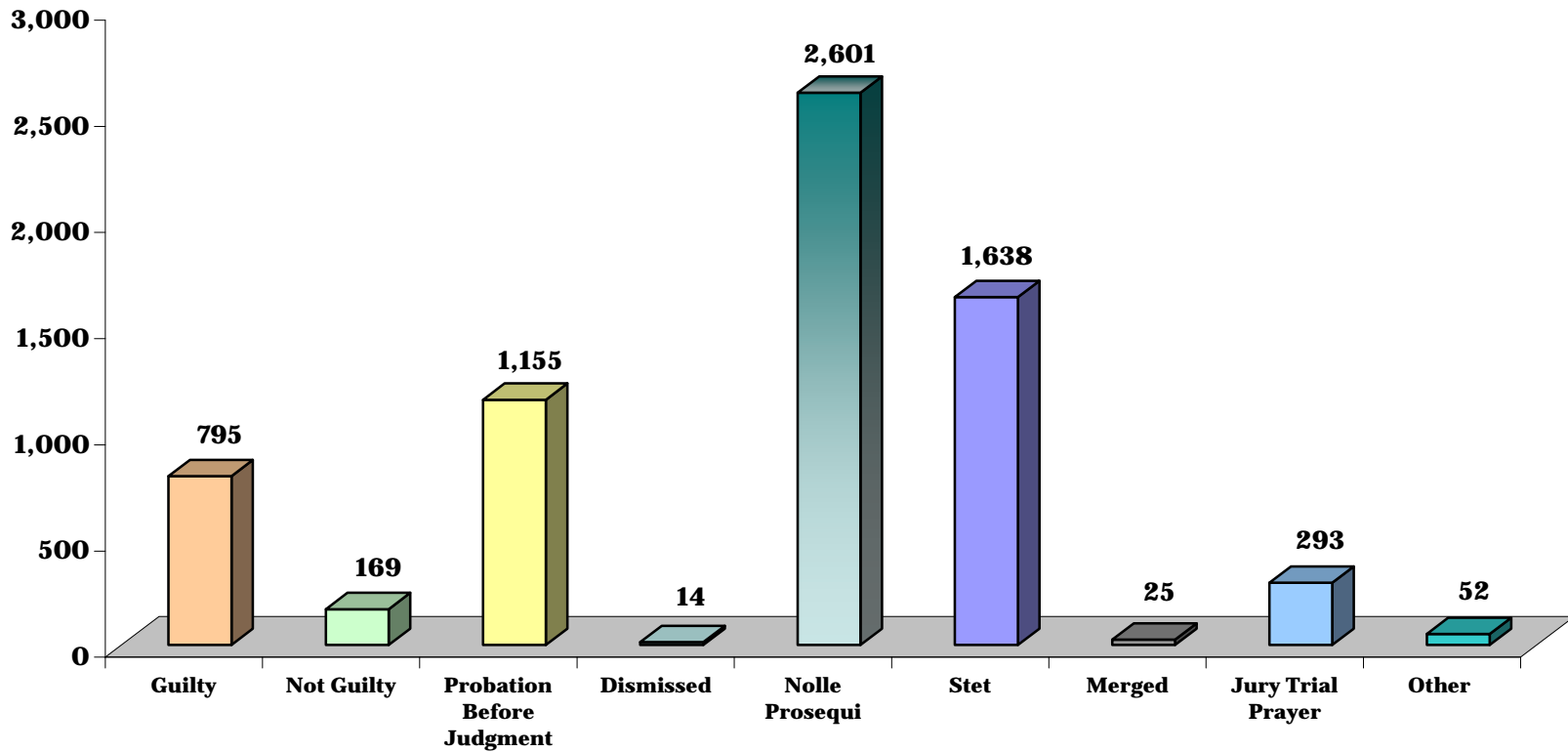


**CHART DC-7.2.7  
DISTRICT COURT**

**DISTRICT 7 - Anne Arundel County**

**DWI CASES: MANNER OF DISPOSITION**

**Fiscal Year 2006**

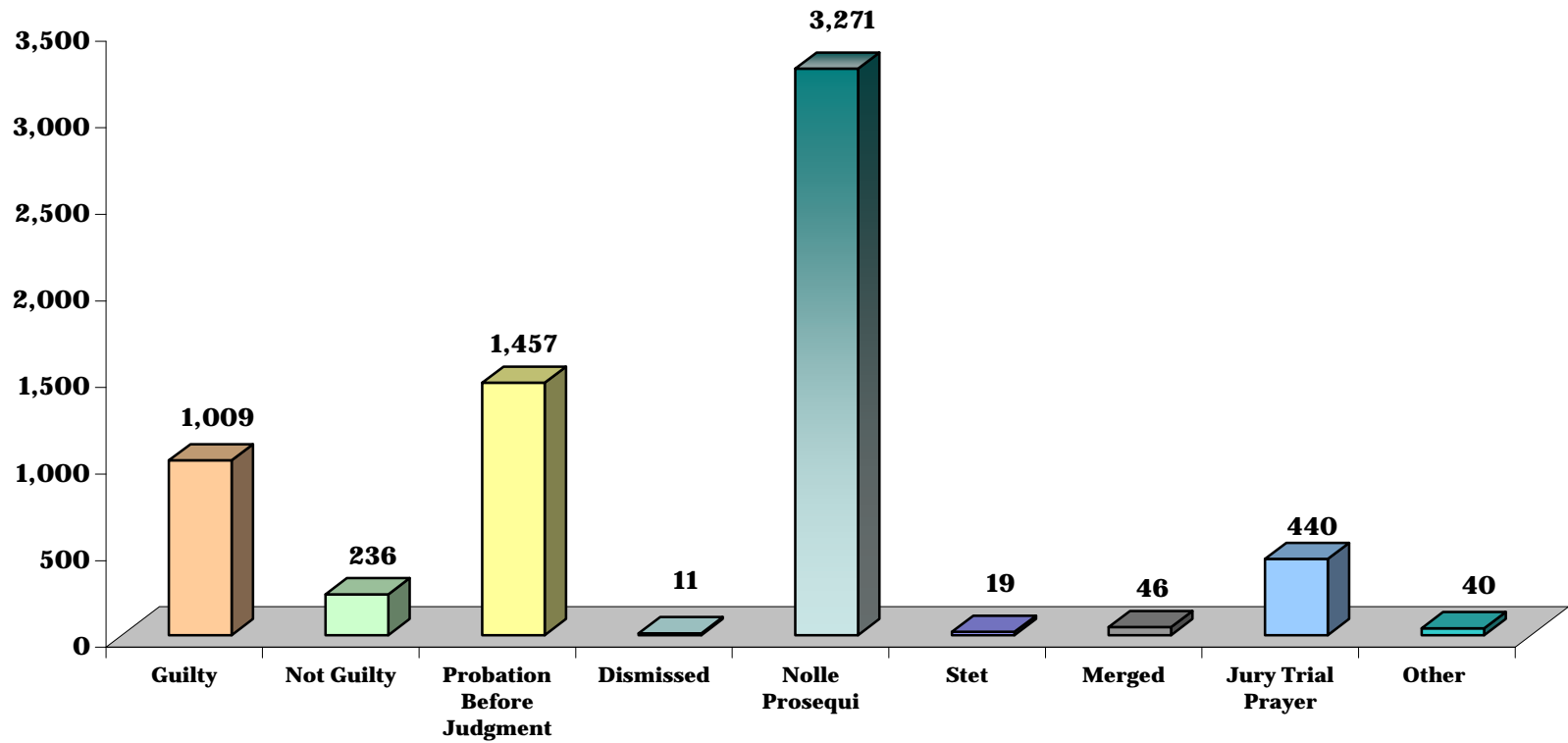


**CHART DC-7.2.8  
DISTRICT COURT**

**DISTRICT 8 - Baltimore County**

**DWI CASES: MANNER OF DISPOSITION**

**Fiscal Year 2006**

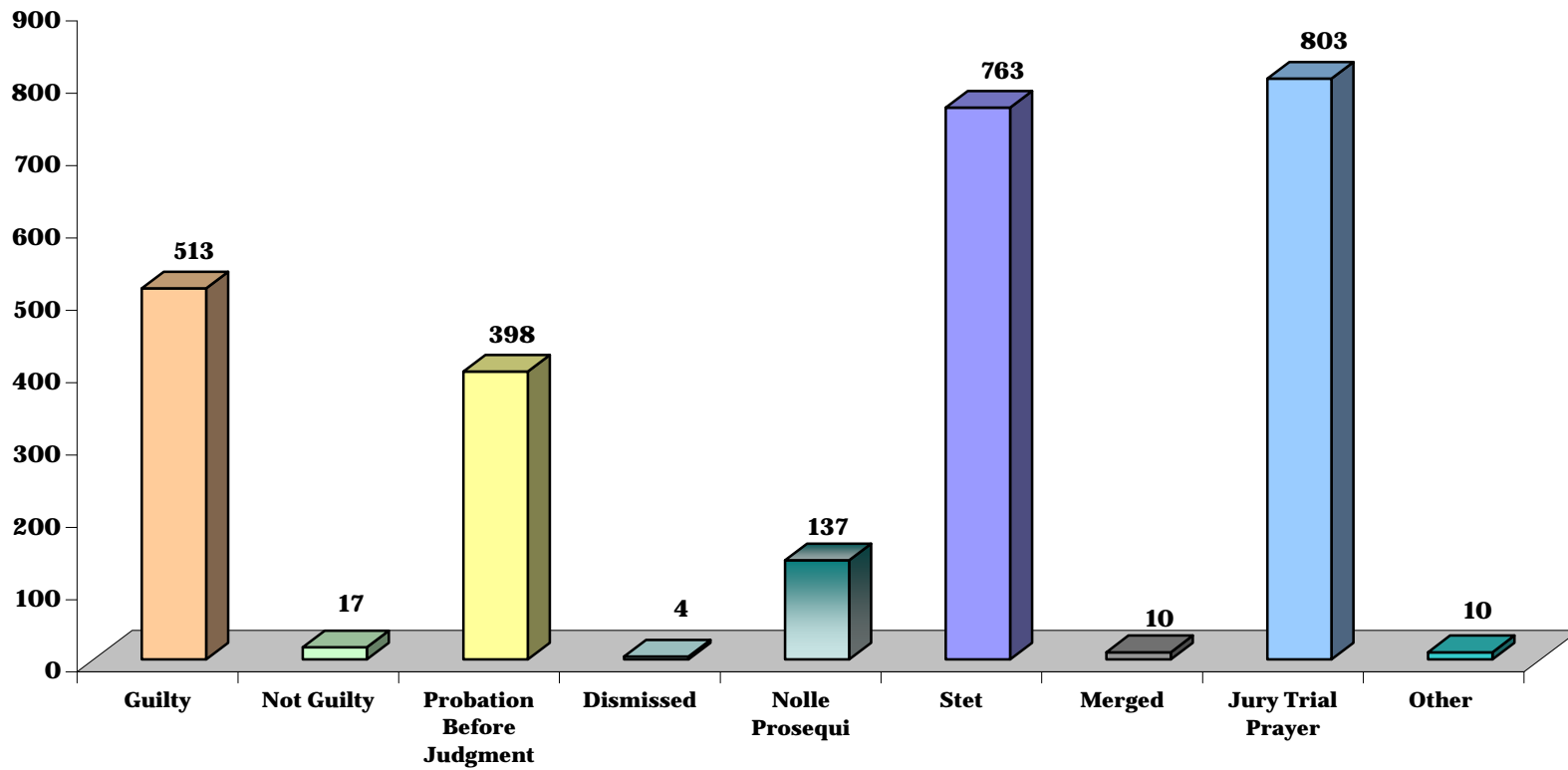


**CHART DC-7.2.9  
DISTRICT COURT**

**DISTRICT 9 - Harford County**

**DWI CASES: MANNER OF DISPOSITION**

**Fiscal Year 2006**



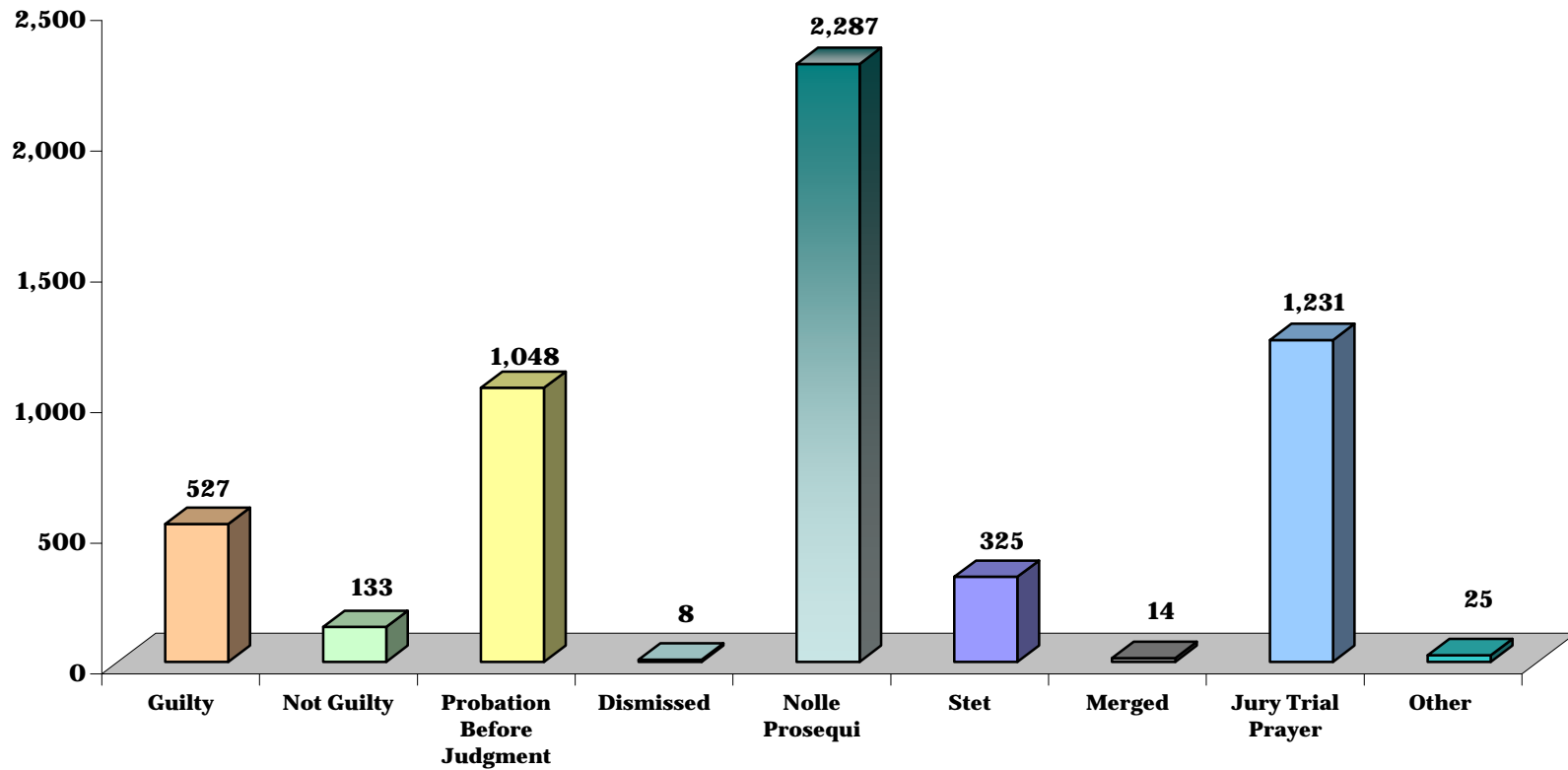


**CHART DC-7.2.10  
DISTRICT COURT**

**DISTRICT 10 - Carroll and Howard Counties**

**DWI CASES: MANNER OF DISPOSITION**

**Fiscal Year 2006**

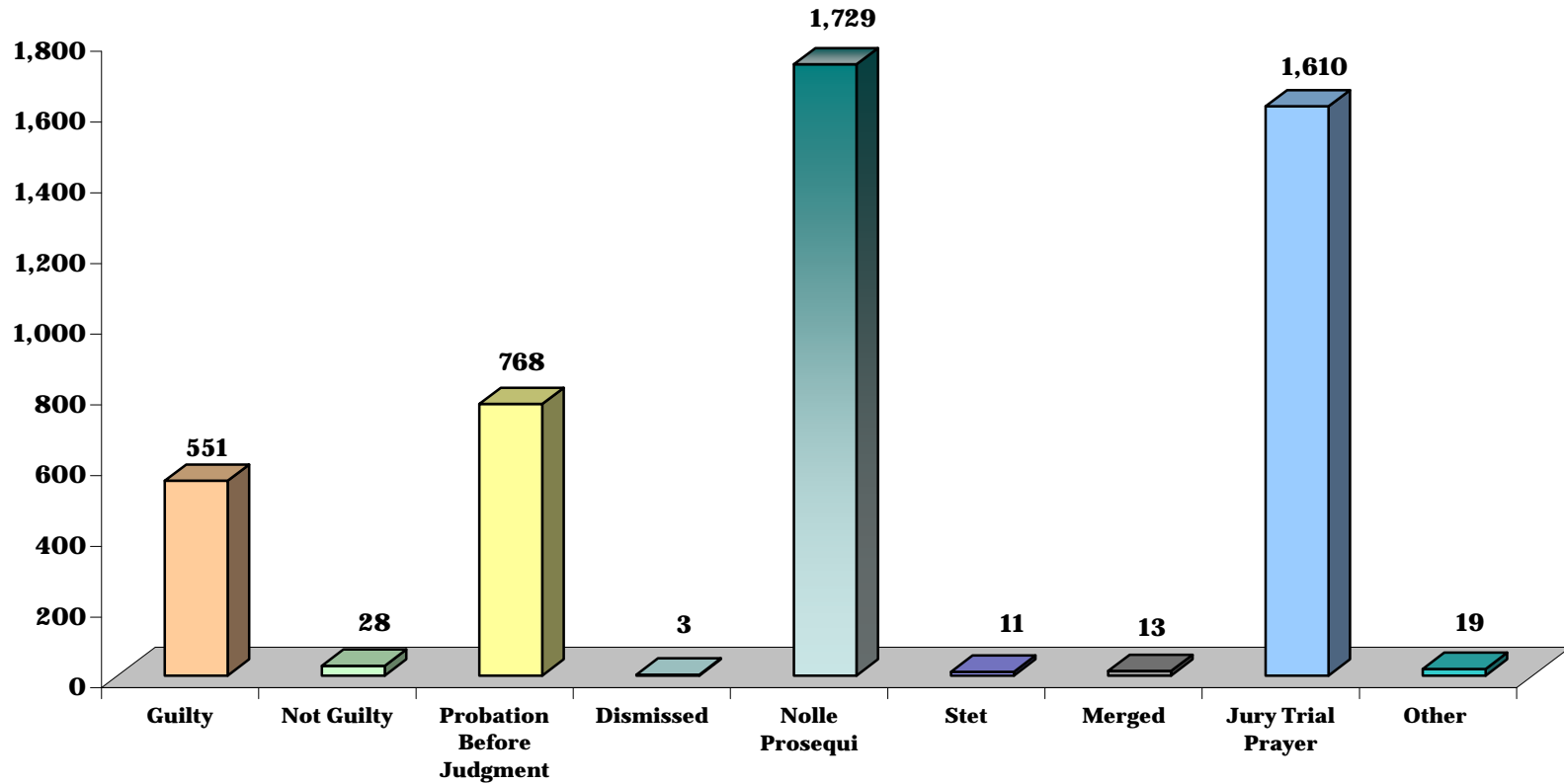


**CHART DC-7.2.11  
DISTRICT COURT**

**DISTRICT 11 - Frederick and Washington Counties**

**DWI CASES: MANNER OF DISPOSITION**

**Fiscal Year 2006**

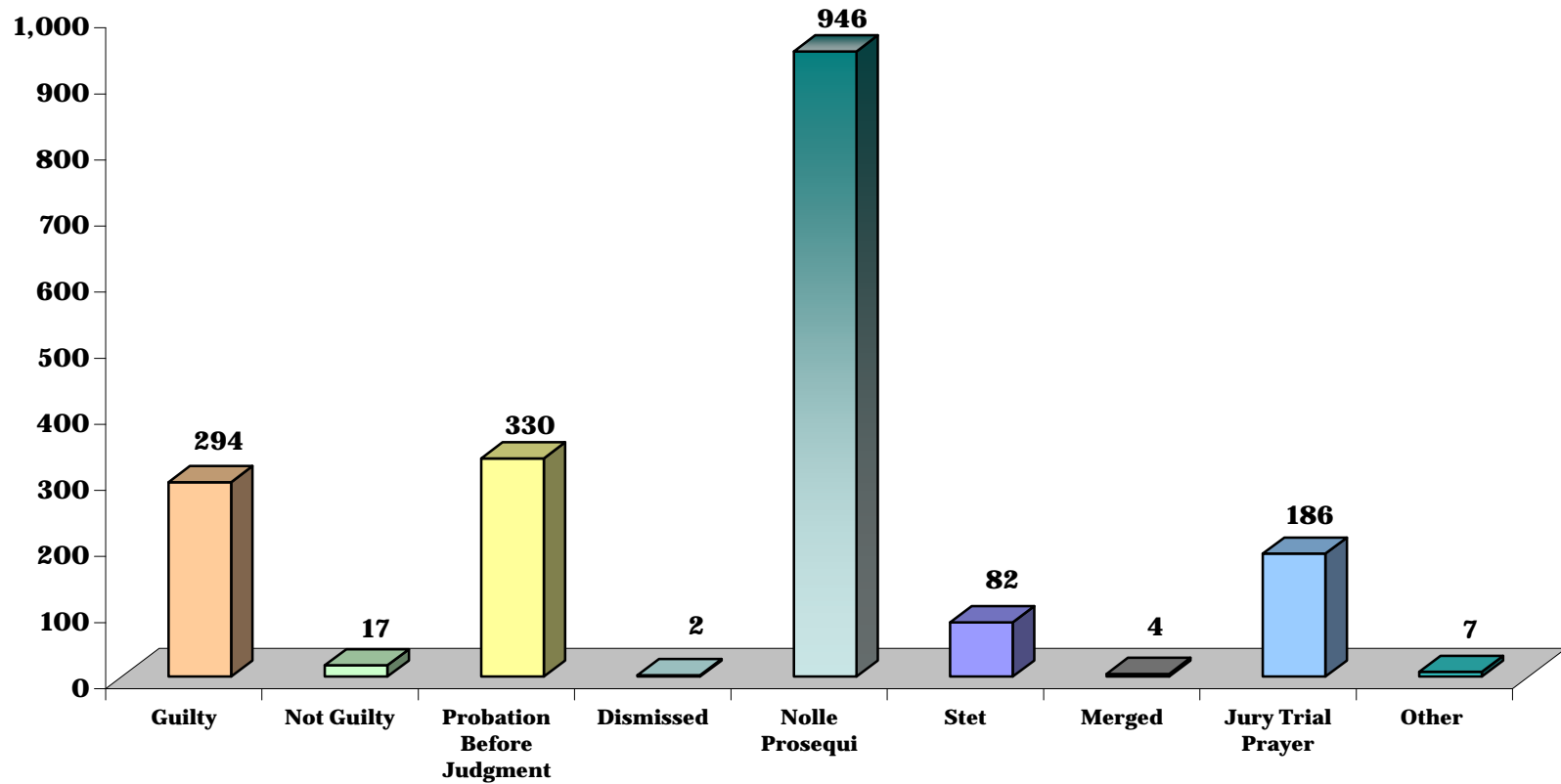


**CHART DC-7.2.12  
DISTRICT COURT**

**DISTRICT 12 - Allegany and Garrett Counties**

**DWI CASES: MANNER OF DISPOSITION**

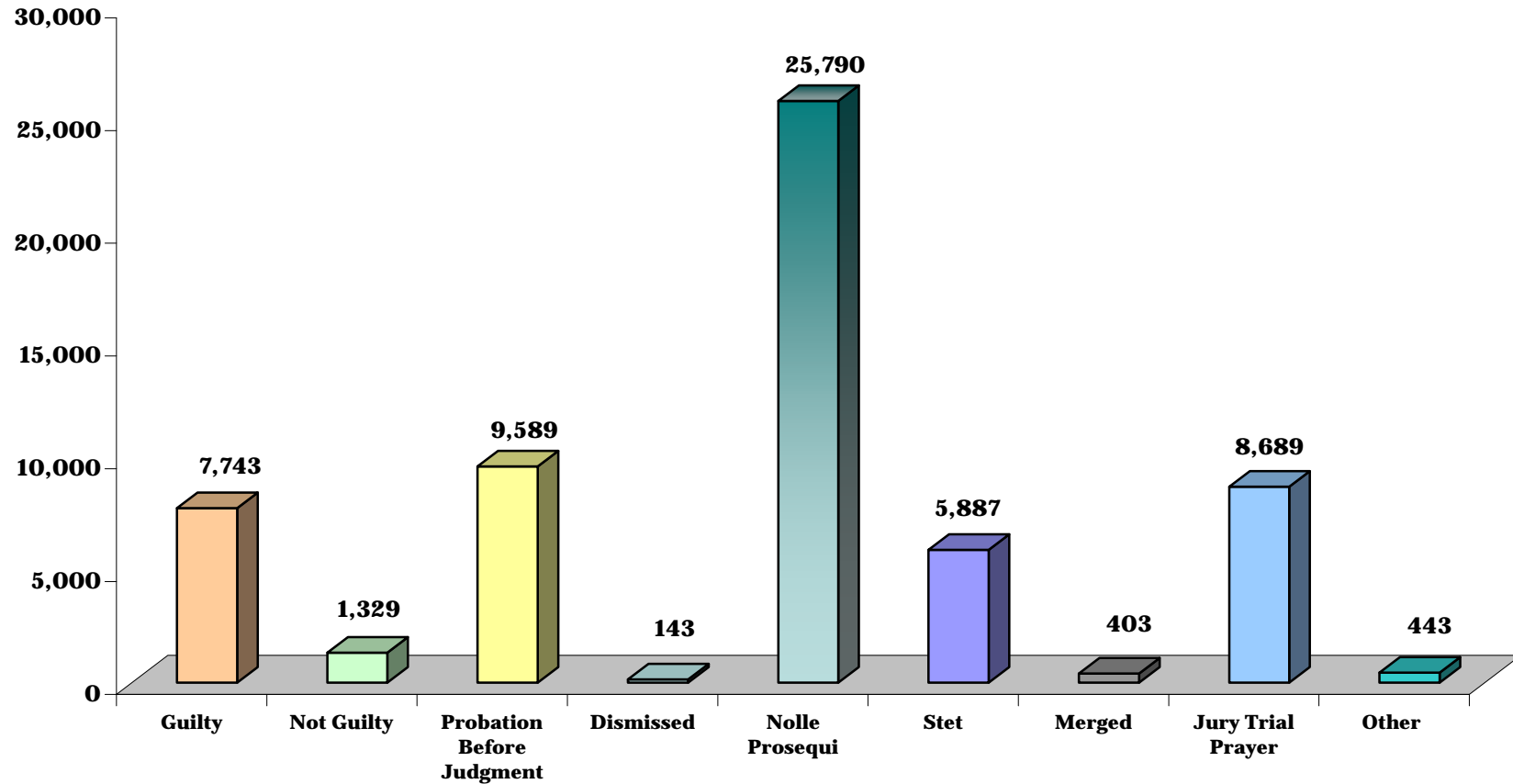
**Fiscal Year 2006**



**CHART DC-7.2.13  
DISTRICT COURT**

**STATE TOTAL:  
DWI CASES: MANNER OF DISPOSITION**

**Fiscal Year 2006**



**TABLE DC-8  
DISTRICT COURT**

**DOMESTIC VIOLENCE CASES FILED AND TERMINATED**

**5 Year Comparative Data: Fiscal Years 2002 - 2006**

	<b>FY 2002</b>		<b>FY 2003</b>		<b>FY 2004</b>		<b>FY 2005</b>		<b>FY 2006</b>	
	<b>Filed</b>	<b>Terminated</b>	<b>Filed</b>	<b>Terminated</b>	<b>Filed</b>	<b>Terminated</b>	<b>Filed</b>	<b>Terminated</b>	<b>Filed</b>	<b>Terminated</b>
<b>District 1</b>	<b>3,710</b>	<b>2,885</b>	<b>3,812</b>	<b>2,689</b>	<b>4,220</b>	<b>4,018</b>	<b>4,152</b>	<b>4,070</b>	<b>4,190</b>	<b>3,902</b>
Baltimore City	3,710	2,885	3,812	2,689	4,220	4,018	4,152	4,070	4,190	3,902
<b>District 2</b>	<b>888</b>	<b>652</b>	<b>908</b>	<b>565</b>	<b>871</b>	<b>870</b>	<b>930</b>	<b>902</b>	<b>947</b>	<b>901</b>
Dorchester	129	103	141	92	159	154	154	149	161	153
Somerset	51	46	61	53	72	89	85	81	88	87
Wicomico	561	397	553	333	491	476	529	511	511	482
Worcester	147	106	153	87	149	151	162	161	187	179
<b>District 3</b>	<b>664</b>	<b>482</b>	<b>730</b>	<b>481</b>	<b>822</b>	<b>779</b>	<b>821</b>	<b>819</b>	<b>917</b>	<b>847</b>
Caroline	114	95	136	97	110	105	128	125	158	134
Cecil	298	195	315	201	363	343	358	361	385	358
Kent	26	20	42	28	38	27	33	30	33	27
Queen Anne's	138	106	152	100	167	163	192	190	181	177
Talbot	88	66	85	55	144	141	110	113	160	151

	<b>FY 2002</b>		<b>FY 2003</b>		<b>FY 2004</b>		<b>FY 2005</b>		<b>FY 2006</b>	
	<b>Filed</b>	<b>Terminated</b>	<b>Filed</b>	<b>Terminated</b>	<b>Filed</b>	<b>Terminated</b>	<b>Filed</b>	<b>Terminated</b>	<b>Filed</b>	<b>Terminated</b>
<b>District 4</b>	<b>799</b>	<b>671</b>	<b>936</b>	<b>676</b>	<b>1,226</b>	<b>1,104</b>	<b>1,365</b>	<b>1,345</b>	<b>1,358</b>	<b>1,205</b>
Calvert	224	212	267	204	289	313	303	304	329	307
Charles	355	264	408	265	573	491	593	586	611	509
St. Mary's	220	195	261	207	364	300	469	455	418	389
<b>District 5</b>	<b>4,136</b>	<b>3,439</b>	<b>4,595</b>	<b>3,267</b>	<b>4,912</b>	<b>4,539</b>	<b>5,085</b>	<b>4,876</b>	<b>5,225</b>	<b>5,036</b>
Prince George's	4,136	3,439	4,595	3,267	4,912	4,539	5,085	4,876	5,225	5,036
<b>District 6</b>	<b>1,323</b>	<b>1,162</b>	<b>1,303</b>	<b>1,017</b>	<b>1,537</b>	<b>1,470</b>	<b>1,712</b>	<b>1,633</b>	<b>1,820</b>	<b>1,737</b>
Montgomery	1,323	1,162	1,303	1,017	1,537	1,470	1,712	1,633	1,820	1,737

**DOMESTIC VIOLENCE CASES FILED AND TERMINATED, page 2**

	FY 2002		FY 2003		FY 2004		FY 2005		FY 2006	
	Filed	Terminated	Filed	Terminated	Filed	Terminated	Filed	Terminated	Filed	Terminated
<b>District 7</b>	<b>2,030</b>	<b>1,557</b>	<b>2,117</b>	<b>1,693</b>	<b>1,971</b>	<b>1,817</b>	<b>1,998</b>	<b>1,897</b>	<b>1,922</b>	<b>1,805</b>
Anne Arundel	2,030	1,557	2,117	1,693	1,971	1,817	1,998	1,897	1,922	1,805
<b>District 8</b>	<b>3,582</b>	<b>2,551</b>	<b>3,620</b>	<b>2,095</b>	<b>3,972</b>	<b>3,443</b>	<b>3,780</b>	<b>3,721</b>	<b>3,685</b>	<b>3,153</b>
Baltimore	3,582	2,551	3,620	2,095	3,972	3,443	3,780	3,721	3,685	3,153
<b>District 9</b>	<b>538</b>	<b>422</b>	<b>628</b>	<b>415</b>	<b>621</b>	<b>584</b>	<b>743</b>	<b>719</b>	<b>648</b>	<b>634</b>
Harford	538	422	628	415	621	584	743	719	648	634

	FY 2002		FY 2003		FY 2004		FY 2005		FY 2006	
	Filed	Terminated	Filed	Terminated	Filed	Terminated	Filed	Terminated	Filed	Terminated
<b>District 10</b>	<b>841</b>	<b>674</b>	<b>847</b>	<b>645</b>	<b>818</b>	<b>808</b>	<b>885</b>	<b>866</b>	<b>905</b>	<b>849</b>
Carroll	286	238	331	267	294	285	292	296	279	255
Howard	555	436	516	378	524	523	593	570	626	594
<b>District 11</b>	<b>1,336</b>	<b>1,002</b>	<b>1,365</b>	<b>921</b>	<b>1,465</b>	<b>1,365</b>	<b>1,634</b>	<b>1,598</b>	<b>1,700</b>	<b>1,589</b>
Frederick	546	401	495	314	575	534	643	622	700	623
Washington	790	601	870	607	890	831	991	976	1,000	966
<b>District 12</b>	<b>432</b>	<b>307</b>	<b>472</b>	<b>303</b>	<b>499</b>	<b>507</b>	<b>522</b>	<b>538</b>	<b>496</b>	<b>462</b>
Allegany	313	205	319	211	360	338	344	328	348	329
Garrett	119	102	153	92	139	169	178	210	148	133

	FY 2002		FY 2003		FY 2004		FY 2005		FY 2006	
	Filed	Terminated	Filed	Terminated	Filed	Terminated	Filed	Terminated	Filed	Terminated
<b>State Totals</b>	<b>20,279</b>	<b>15,804</b>	<b>21,333</b>	<b>14,767</b>	<b>22,934</b>	<b>21,304</b>	<b>23,627</b>	<b>22,984</b>	<b>23,813</b>	<b>22,120</b>

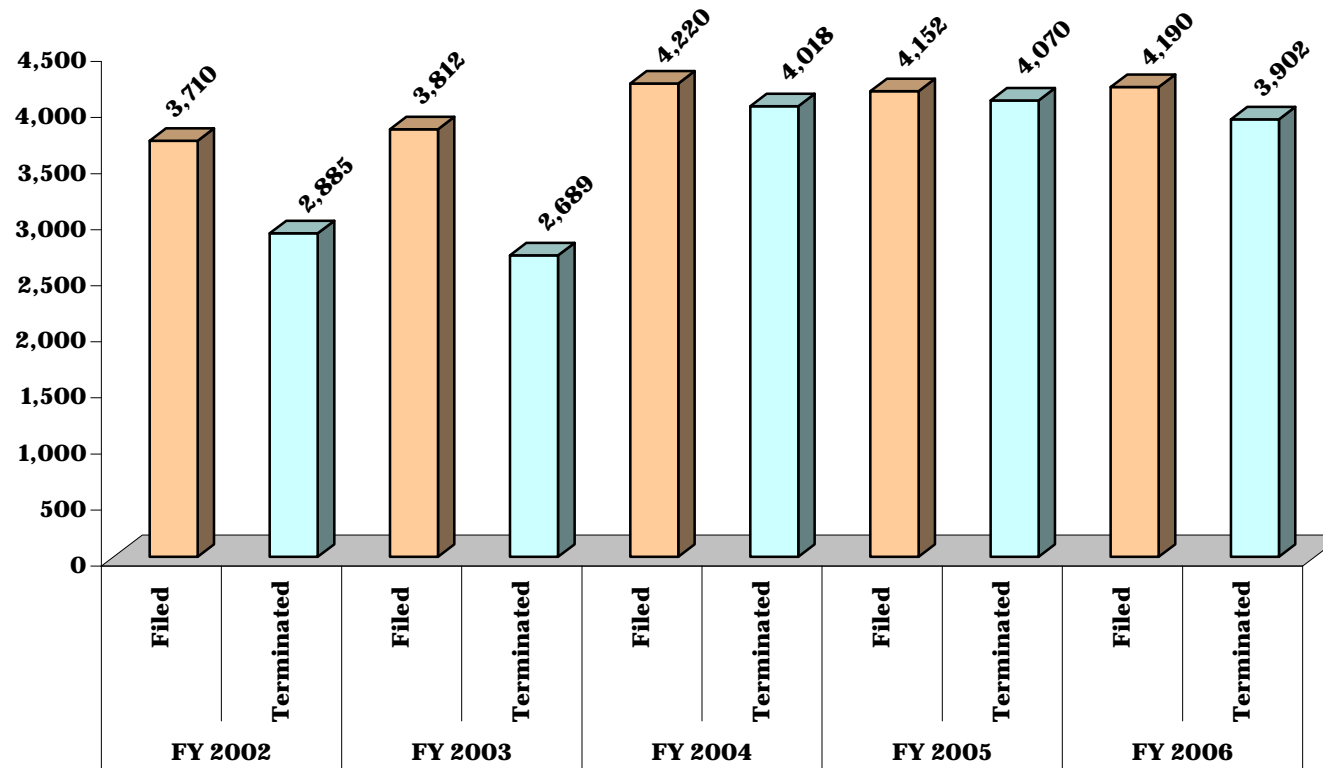
Note: The termination count is the total number of final protective orders issued, denied and dismissed; temporary orders denied and dismissed; and interim orders denied.

**CHART DC-8.1  
DISTRICT COURT**

**DISTRICT 1 - Baltimore City**

**DOMESTIC VIOLENCE CASES FILED AND TERMINATED**

**5 Year Comparative Data: Fiscal Years 2002 - 2006**



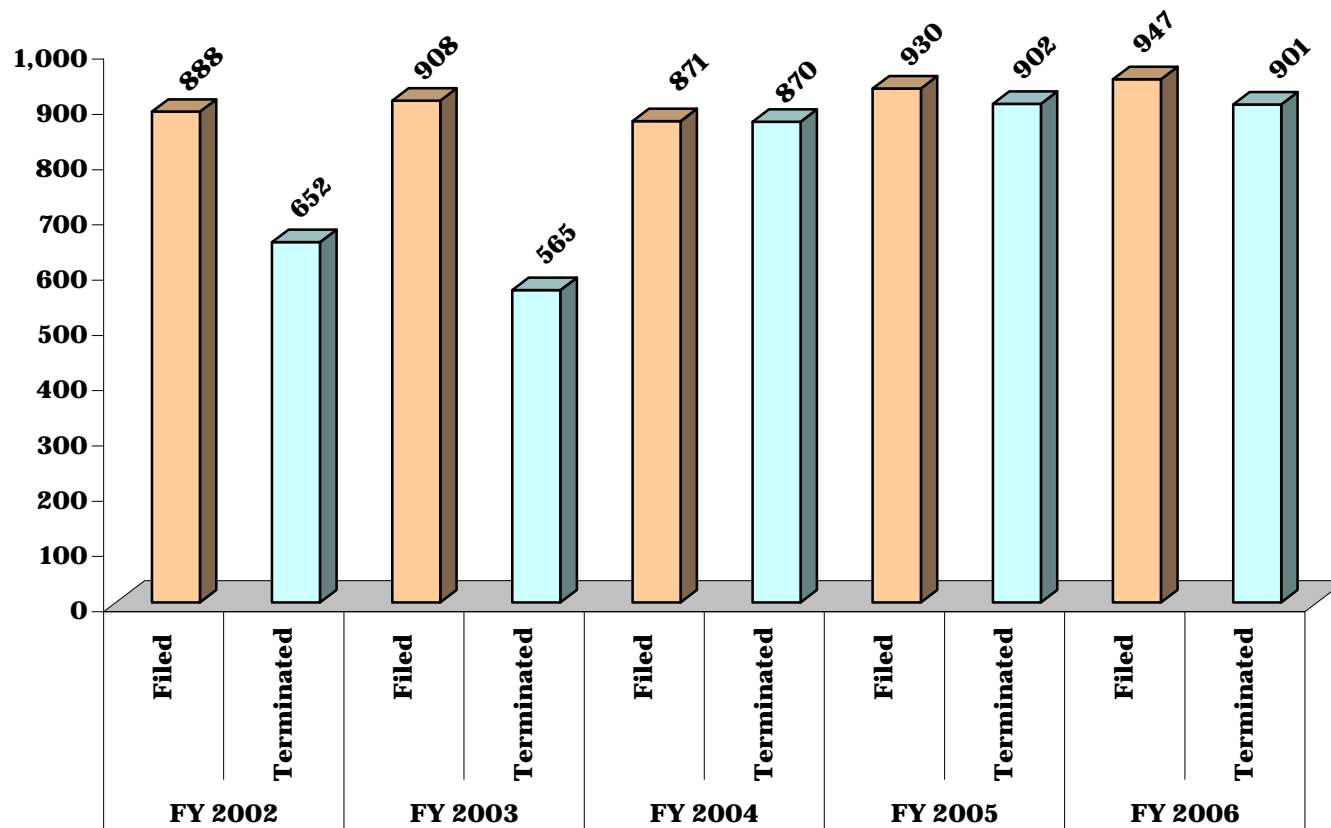
Note: The termination count is the total number of final protective orders issued, denied and dismissed; temporary orders denied and dismissed; and interim orders denied.

**CHART DC-8.2  
DISTRICT COURT**

**DISTRICT 2 - Dorchester, Somerset, Wicomico and Worcester Counties**

**DOMESTIC VIOLENCE CASES FILED AND TERMINATED**

**5 Year Comparative Data: Fiscal Years 2002 - 2006**



Note: The termination count is the total number of final protective orders issued, denied and dismissed; temporary orders denied and dismissed; and interim orders denied.

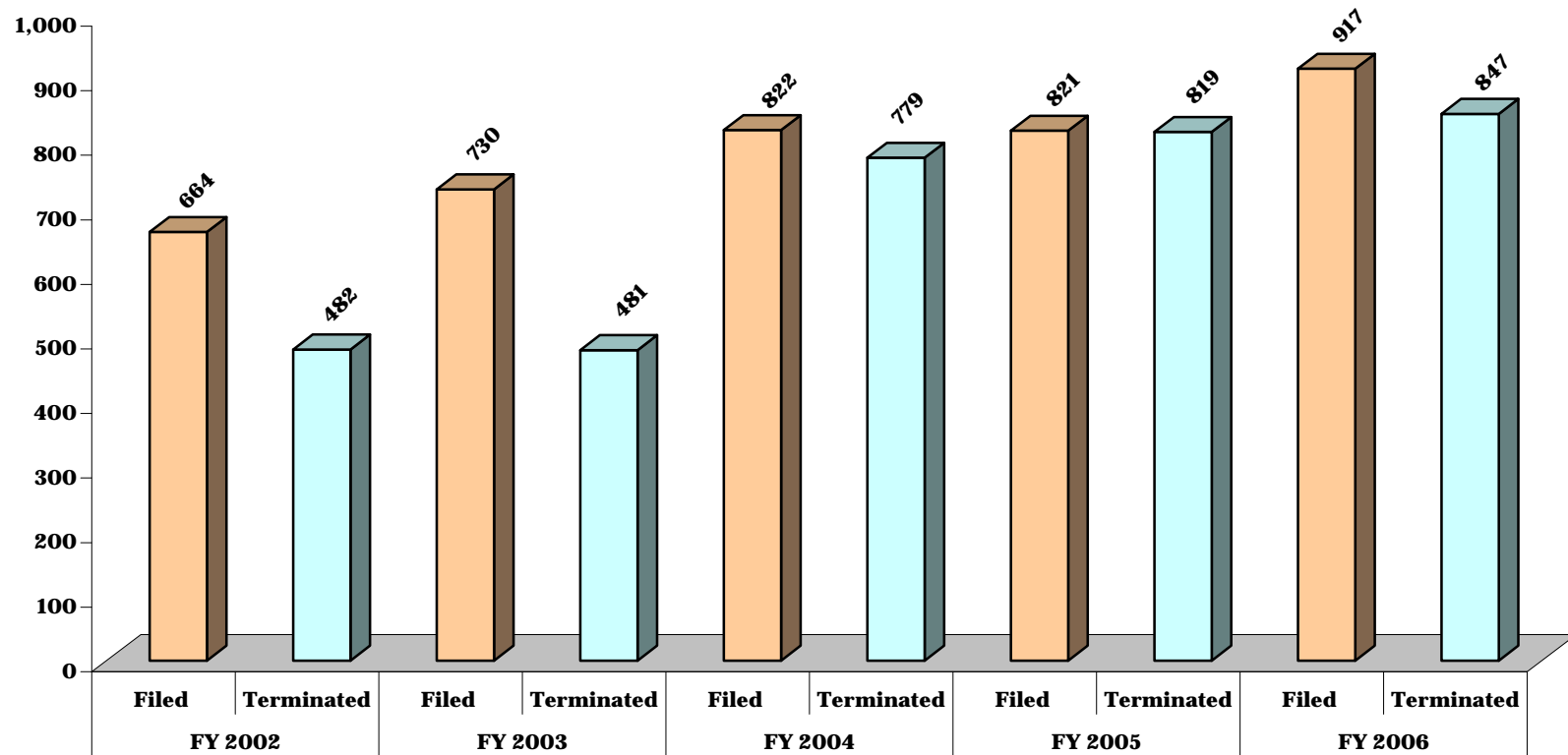


**CHART DC-8.3  
DISTRICT COURT**

**DISTRICT 3 - Caroline, Cecil, Kent, Queen Anne's and Talbot Counties**

**DOMESTIC VIOLENCE CASES FILED AND TERMINATED**

**5 Year Comparative Data: Fiscal Years 2002 - 2006**



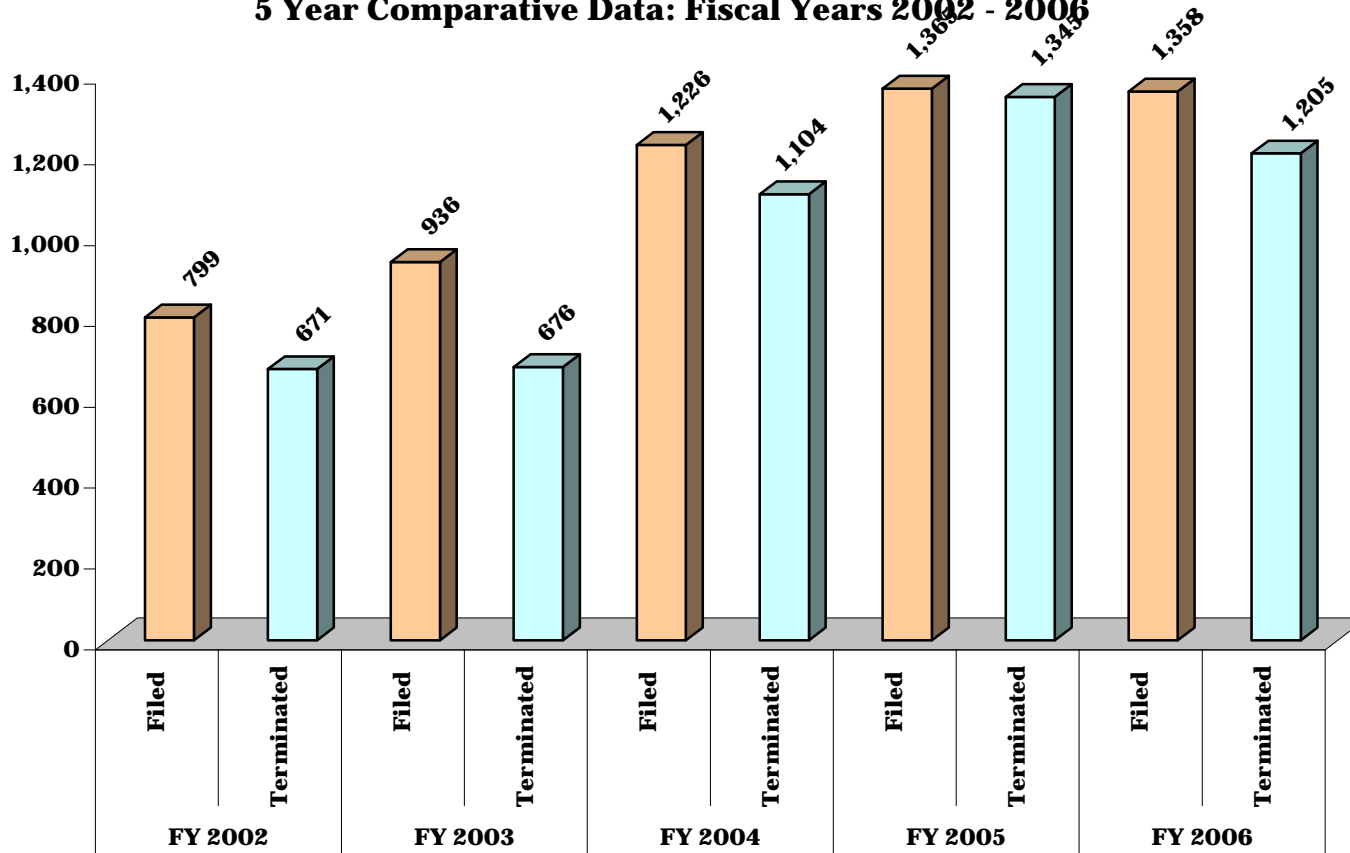
Note: The termination count is the total number of final protective orders issued, denied and dismissed; temporary orders denied and dismissed; and interim orders denied.

**CHART DC-8.4  
DISTRICT COURT**

**DISTRICT 4 - Calvert, Charles and St. Mary's Counties**

**DOMESTIC VIOLENCE CASES FILED AND TERMINATED**

**5 Year Comparative Data: Fiscal Years 2002 - 2006**



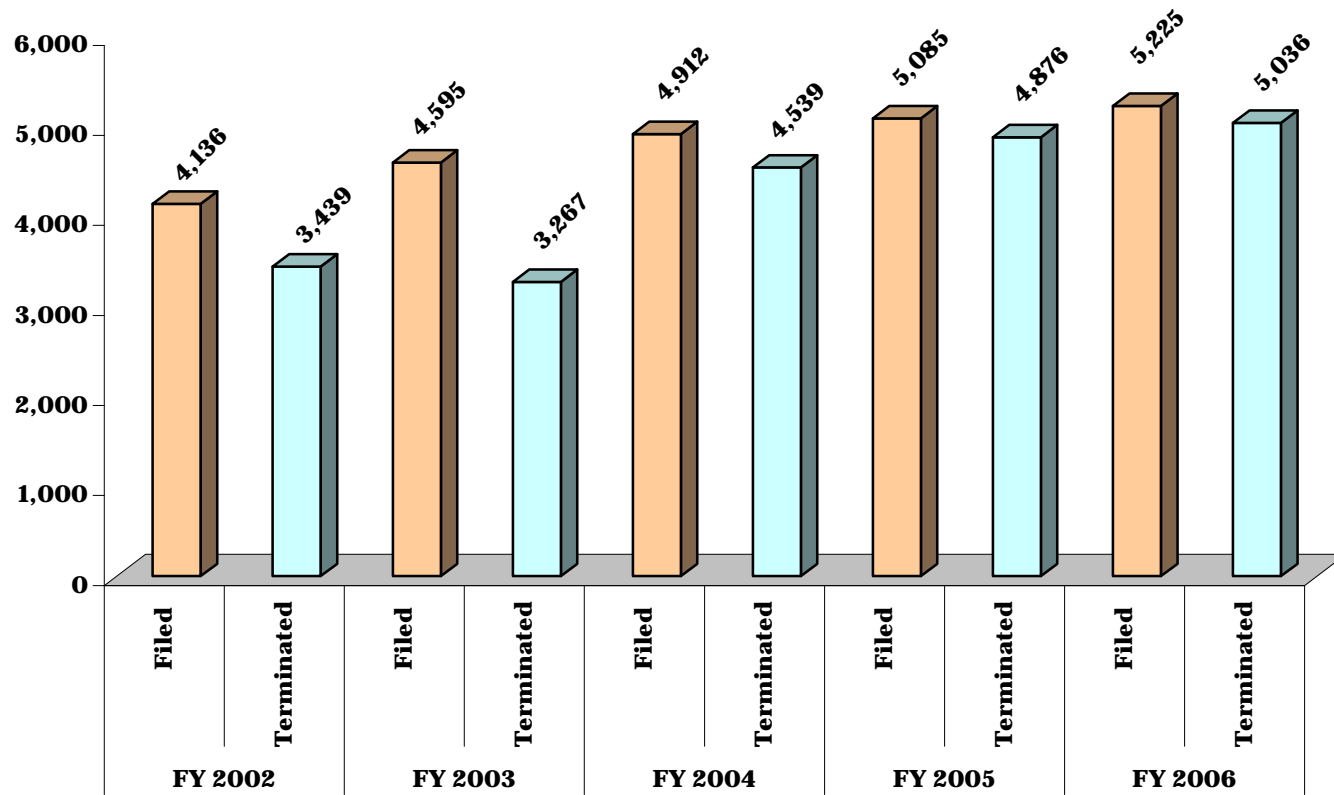
Note: The termination count is the total number of final protective orders issued, denied and dismissed; temporary orders denied and dismissed; and interim orders denied.

**CHART DC-8.5  
DISTRICT COURT**

**DISTRICT 5 - Prince George's County**

**DOMESTIC VIOLENCE CASES FILED AND TERMINATED**

**5 Year Comparative Data: Fiscal Years 2002 - 2006**



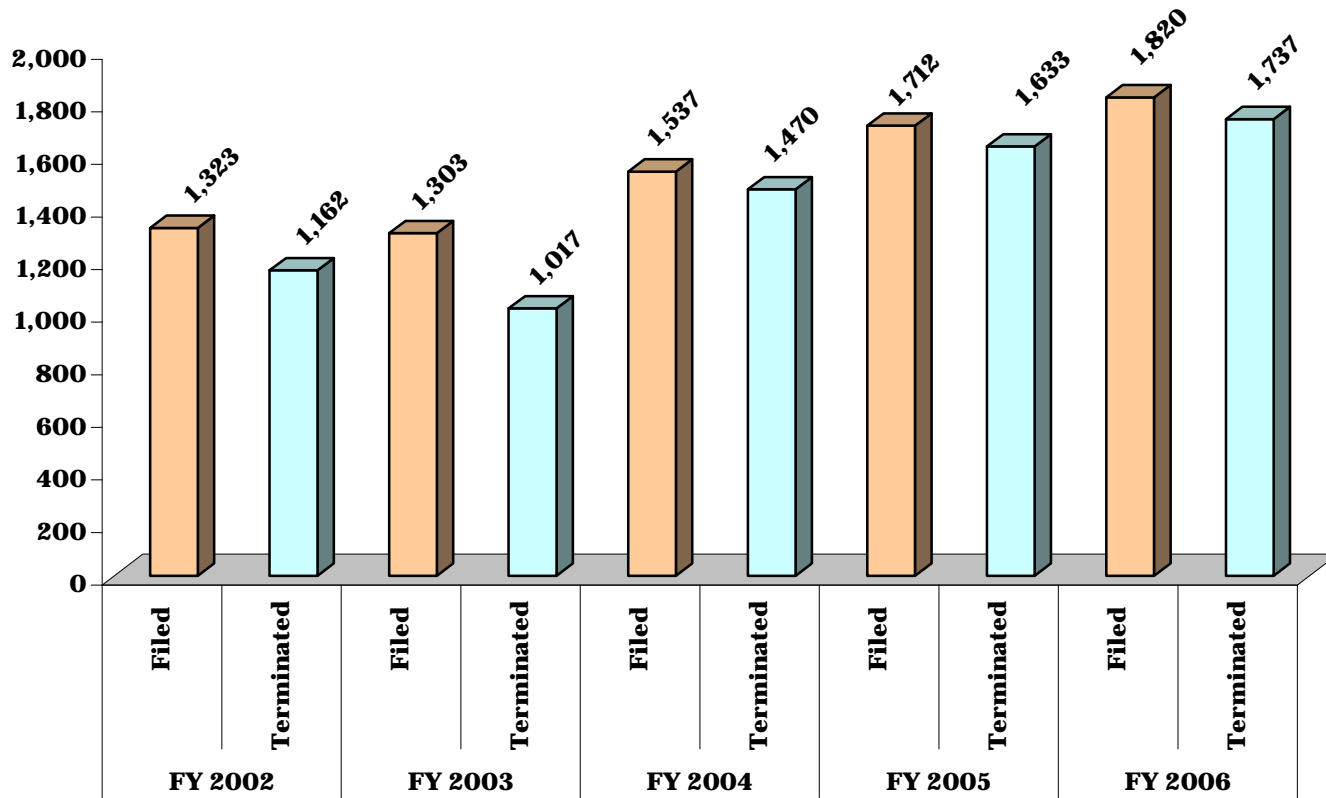
Note: The termination count is the total number of final protective orders issued, denied and dismissed; temporary orders denied and dismissed; and interim orders denied.

**CHART DC-8.6  
DISTRICT COURT**

**DISTRICT 6 - Montgomery County**

**DOMESTIC VIOLENCE CASES FILED AND TERMINATED**

**5 Year Comparative Data: Fiscal Years 2002 - 2006**



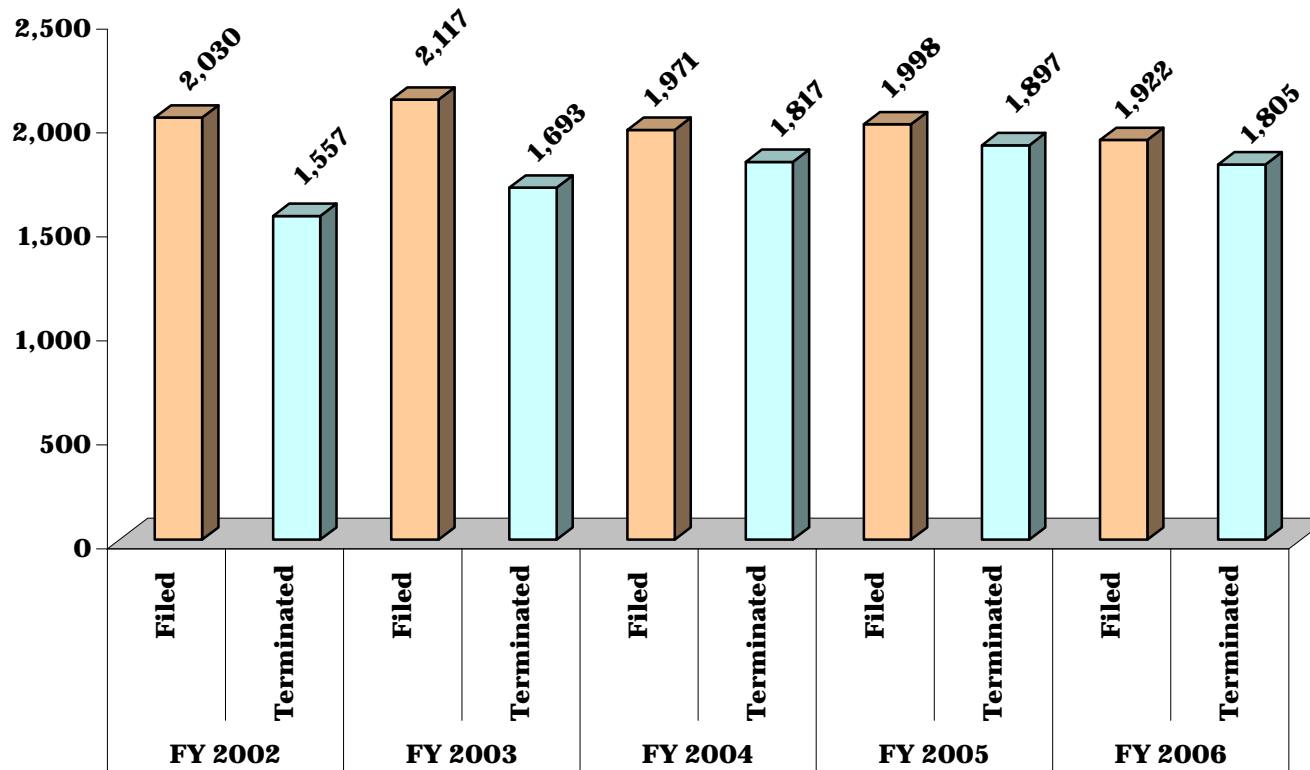
Note: The termination count is the total number of final protective orders issued, denied and dismissed; temporary orders denied and dismissed; and interim orders denied.

**CHART DC-8.7  
DISTRICT COURT**

**DISTRICT 7 - Anne Arundel County**

**DOMESTIC VIOLENCE CASES FILED AND TERMINATED**

**5 Year Comparative Data: Fiscal Years 2002 - 2006**



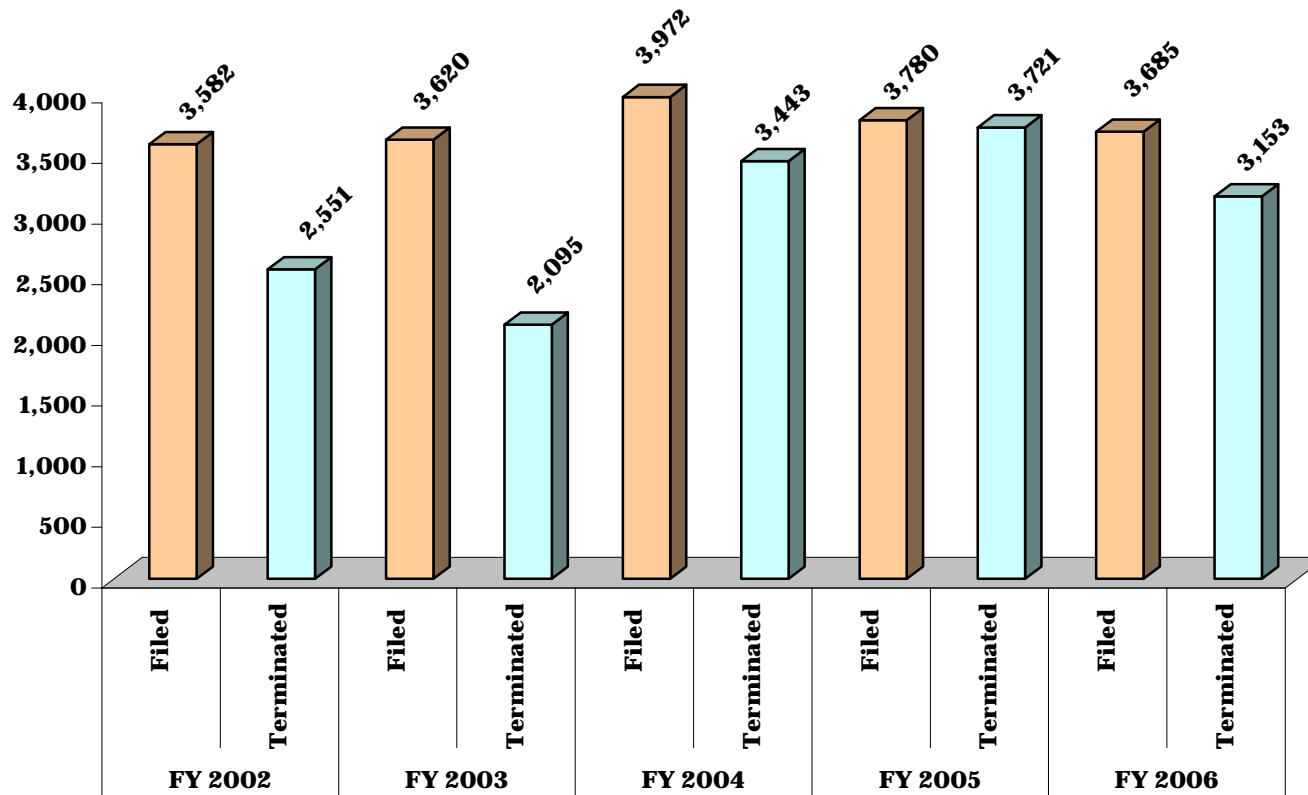
Note: The termination count is the total number of final protective orders issued, denied and dismissed; temporary orders denied and dismissed; and interim orders denied.

**CHART DC-8.8  
DISTRICT COURT**

**DISTRICT 8 - Baltimore County**

**DOMESTIC VIOLENCE CASES FILED AND TERMINATED**

**5 Year Comparative Data: Fiscal Years 2002 - 2006**



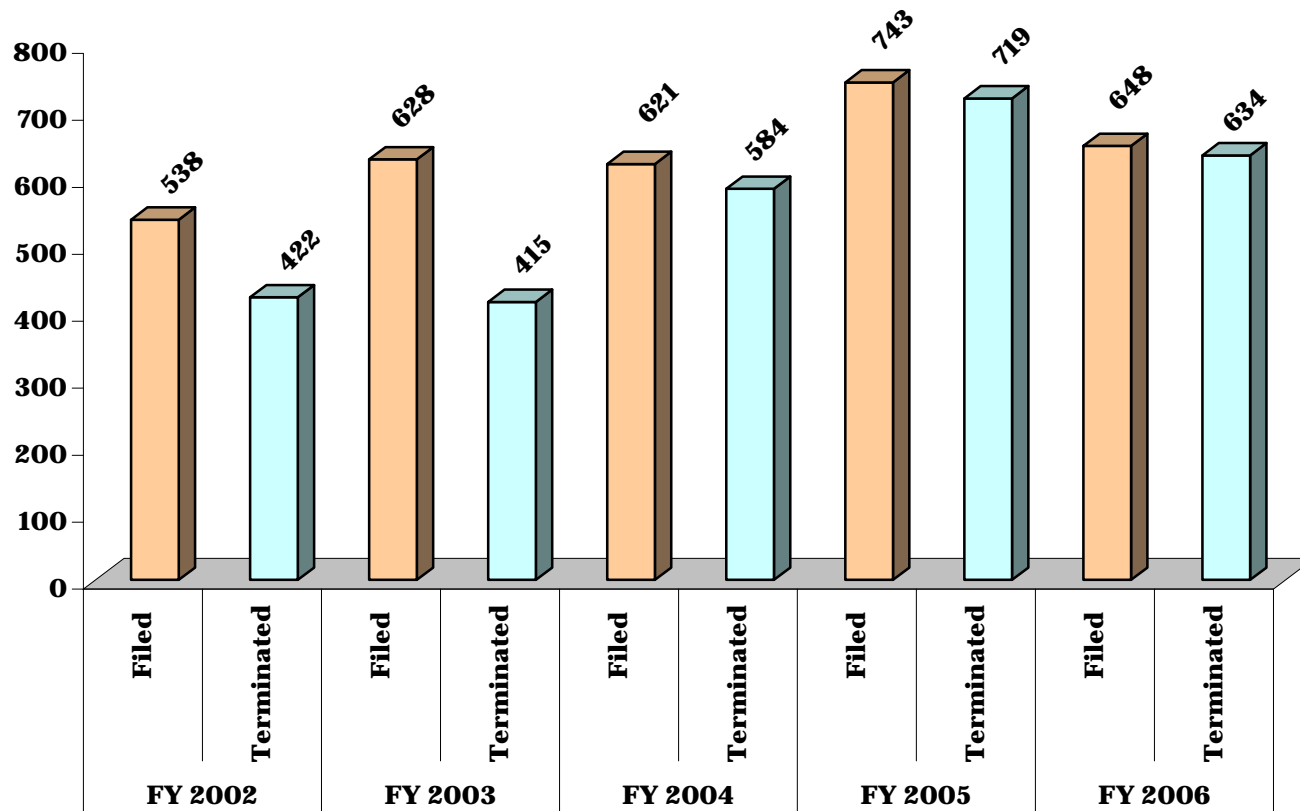
Note: The termination count is the total number of final protective orders issued, denied and dismissed; temporary orders denied and dismissed; and interim orders denied.

**CHART DC-8.9  
DISTRICT COURT**

**DISTRICT 9 - Harford County**

**DOMESTIC VIOLENCE CASES FILED AND TERMINATED**

**5 Year Comparative Data: Fiscal Years 2002 - 2006**



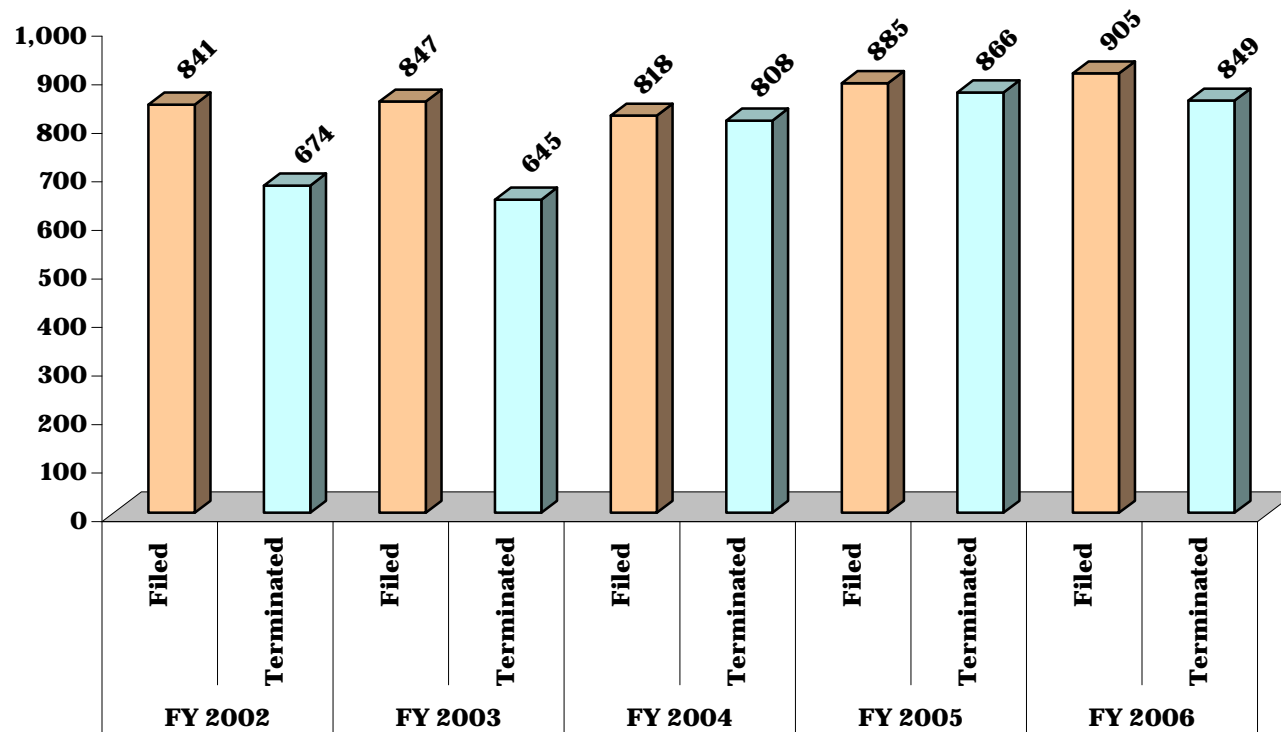
Note: The termination count is the total number of final protective orders issued, denied and dismissed; temporary orders denied and dismissed; and interim orders denied.

**CHART DC-8.10  
DISTRICT COURT**

**DISTRICT 10 - Carroll and Howard Counties**

**DOMESTIC VIOLENCE CASES FILED AND TERMINATED**

**5 Year Comparative Data: Fiscal Years 2002 - 2006**



Note: The termination count is the total number of final protective orders issued, denied and dismissed; temporary orders denied and dismissed; and interim orders denied.

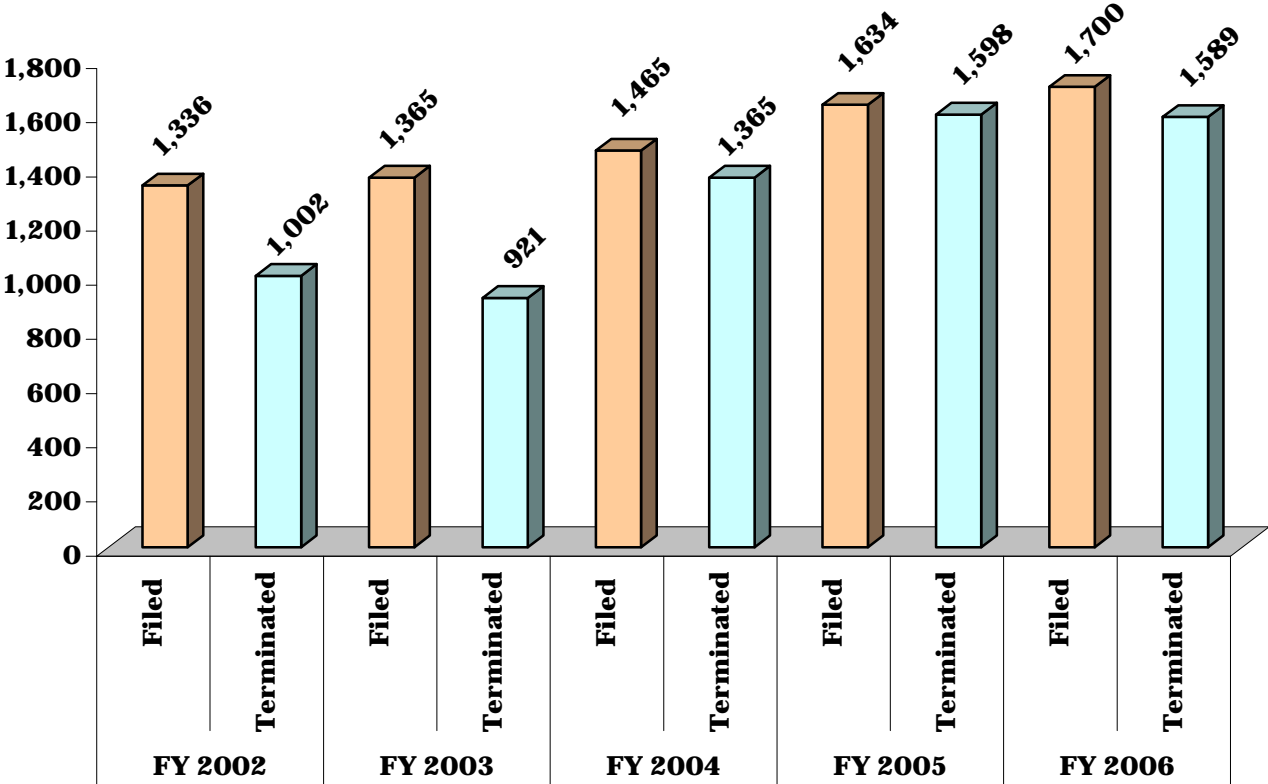


**CHART DC-8.11  
DISTRICT COURT**

**DISTRICT 11 - Frederick and Washington Counties**

**DOMESTIC VIOLENCE CASES FILED AND TERMINATED**

**5 Year Comparative Data: Fiscal Years 2002 - 2006**



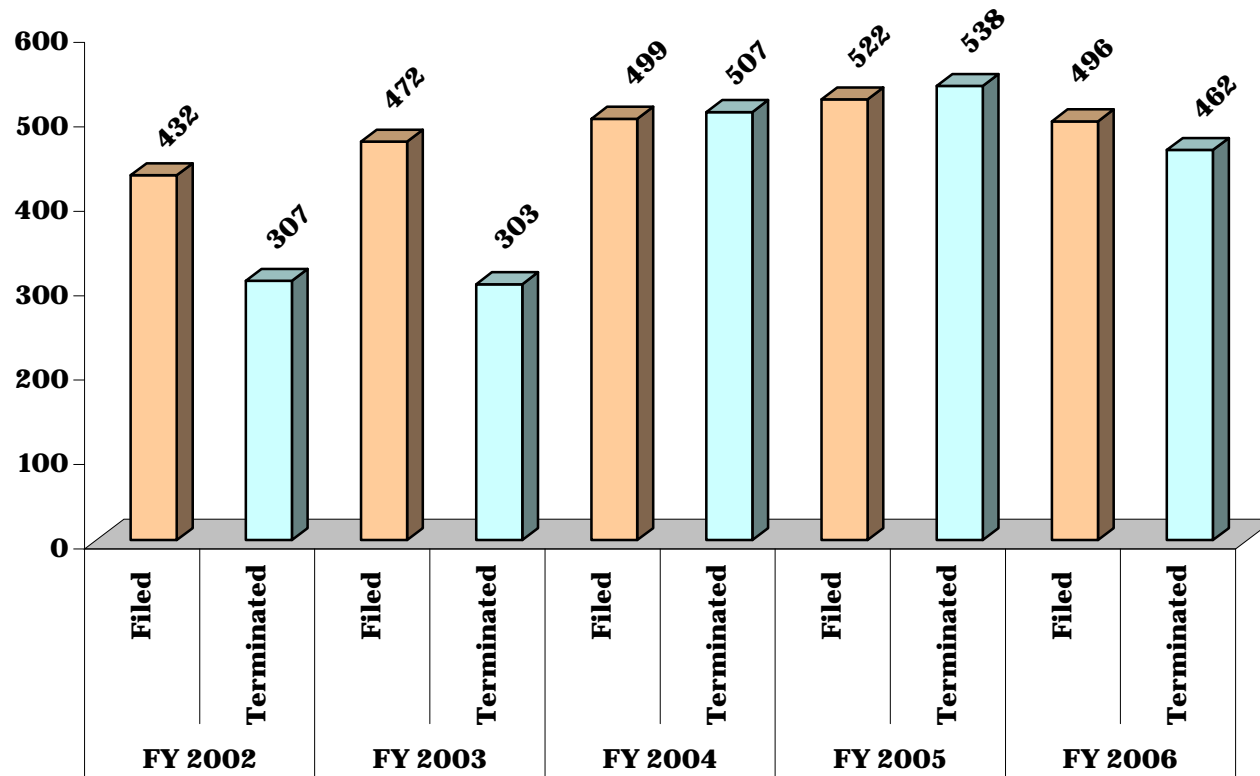
Note: The termination count is the total number of final protective orders issued, denied and dismissed; temporary orders denied and dismissed; and interim orders denied.

**CHART DC-8.12  
DISTRICT COURT**

**DISTRICT 12 - Allegany and Garrett Counties**

**DOMESTIC VIOLENCE CASES FILED AND TERMINATED**

**5 Year Comparative Data: Fiscal Years 2002 - 2006**

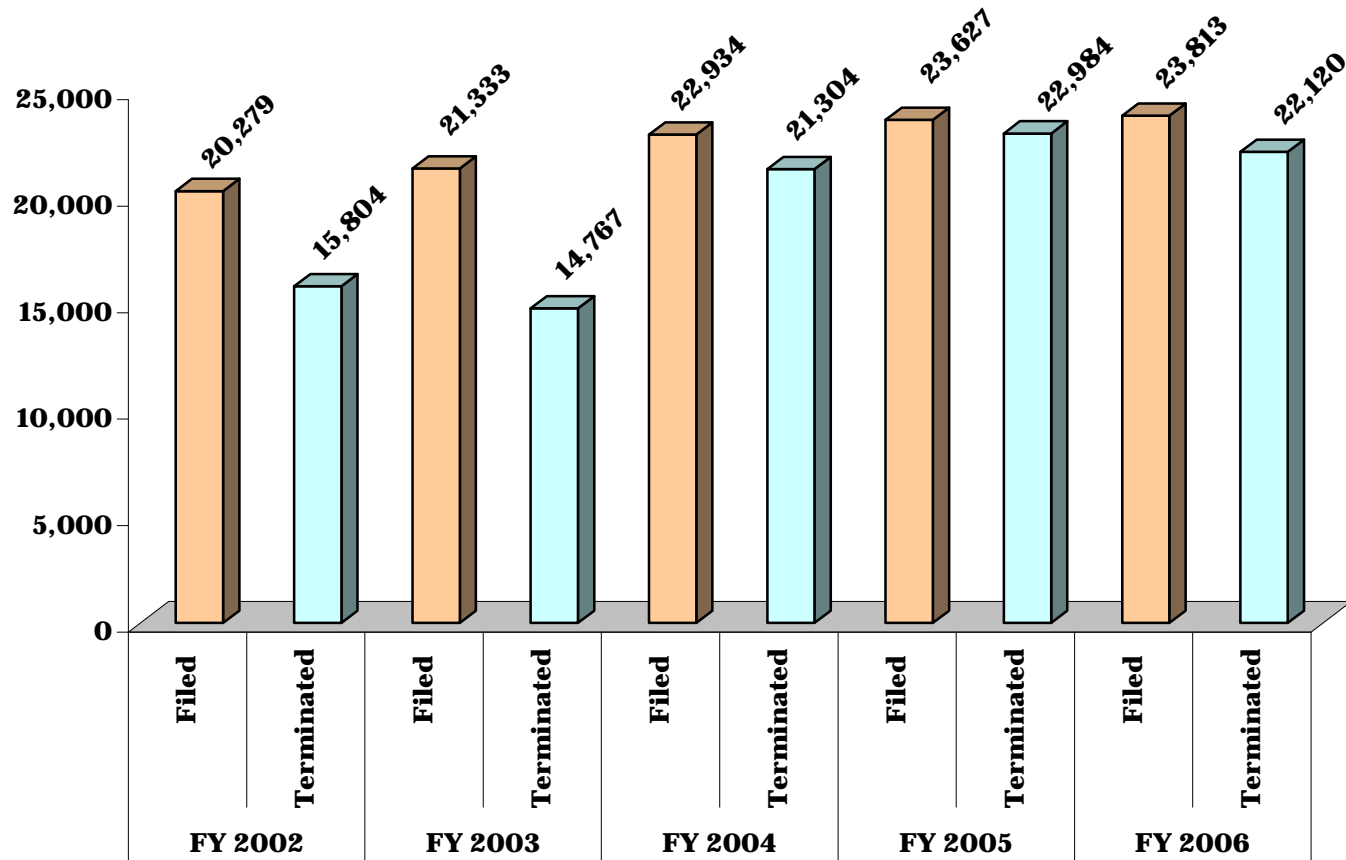


Note: The termination count is the total number of final protective orders issued, denied and dismissed; temporary orders denied and dismissed; and interim orders denied.

**CHART DC-8.13  
DISTRICT COURT**

**STATE TOTAL:  
DOMESTIC VIOLENCE CASES FILED AND TERMINATED**

**5 Year Comparative Data: Fiscal Years 2002 - 2006**



Note: The termination count is the total number of final protective orders issued, denied and dismissed; temporary orders denied and dismissed; and interim orders denied.

**TABLE DC-9  
DISTRICT COURT**

**PEACE ORDER CASES FILED AND TERMINATED**

**5 Year Comparative Data: Fiscal Years 2002 - 2006**

	FY 2002		FY 2003		FY 2004		FY 2005		FY 2006	
	Filed	Terminated	Filed	Terminated	Filed	Terminated	Filed	Terminated	Filed	Terminated
<b>District 1</b>	<b>1,195</b>	<b>942</b>	<b>2,071</b>	<b>1,378</b>	<b>2,296</b>	<b>2,511</b>	<b>2,370</b>	<b>2,437</b>	<b>2,231</b>	<b>2,542</b>
Baltimore City	1,195	942	2,071	1,378	2,296	2,511	2,370	2,437	2,231	2,542
<b>District 2</b>	<b>402</b>	<b>297</b>	<b>519</b>	<b>378</b>	<b>590</b>	<b>558</b>	<b>547</b>	<b>546</b>	<b>543</b>	<b>511</b>
Dorchester	61	42	66	50	113	105	128	133	105	103
Somerset	28	24	26	22	84	80	91	93	87	85
Wicomico	213	168	302	219	289	282	245	241	239	213
Worcester	100	63	125	87	104	91	83	79	112	110
<b>District 3</b>	<b>317</b>	<b>179</b>	<b>438</b>	<b>256</b>	<b>493</b>	<b>495</b>	<b>461</b>	<b>439</b>	<b>612</b>	<b>625</b>
Caroline	20	13	59	42	70	70	65	61	98	94
Cecil	156	62	195	95	187	190	177	171	243	246
Kent	36	32	37	23	54	53	53	42	51	61
Queen Anne's	64	39	93	58	84	87	102	100	104	111
Talbot	41	33	54	38	98	95	64	65	116	113

	FY 2002		FY 2003		FY 2004		FY 2005		FY 2006	
	Filed	Terminated	Filed	Terminated	Filed	Terminated	Filed	Terminated	Filed	Terminated
<b>District 4</b>	<b>584</b>	<b>479</b>	<b>918</b>	<b>676</b>	<b>1,021</b>	<b>1,015</b>	<b>1,195</b>	<b>1,179</b>	<b>1,312</b>	<b>1,272</b>
Calvert	126	110	211	161	219	221	244	253	257	248
Charles	277	225	507	348	503	507	577	551	610	605
St. Mary's	181	144	200	167	299	287	374	375	445	419
<b>District 5</b>	<b>1,759</b>	<b>1,394</b>	<b>2,542</b>	<b>1,890</b>	<b>2,851</b>	<b>2,412</b>	<b>3,067</b>	<b>2,477</b>	<b>3,347</b>	<b>2,520</b>
Prince George's	1,759	1,394	2,542	1,890	2,851	2,412	3,067	2,477	3,347	2,520
<b>District 6</b>	<b>1,053</b>	<b>886</b>	<b>1,140</b>	<b>881</b>	<b>1,299</b>	<b>1,287</b>	<b>1,479</b>	<b>1,445</b>	<b>1,633</b>	<b>1,584</b>
Montgomery	1,053	886	1,140	881	1,299	1,287	1,479	1,445	1,633	1,584

**PEACE ORDER CASES FILED AND TERMINATED, page 2**

	FY 2002		FY 2003		FY 2004		FY 2005		FY 2006	
	Filed	Terminated	Filed	Terminated	Filed	Terminated	Filed	Terminated	Filed	Terminated
<b>District 7</b>	<b>942</b>	<b>714</b>	<b>1,319</b>	<b>950</b>	<b>1,213</b>	<b>1,178</b>	<b>1,308</b>	<b>1,330</b>	<b>1,438</b>	<b>1,396</b>
Anne Arundel	942	714	1,319	950	1,213	1,178	1,308	1,330	1,438	1,396
<b>District 8</b>	<b>1,650</b>	<b>1,239</b>	<b>2,063</b>	<b>1,276</b>	<b>2,327</b>	<b>2,196</b>	<b>2,035</b>	<b>1,848</b>	<b>1,797</b>	<b>1,580</b>
Baltimore	1,650	1,239	2,063	1,276	2,327	2,196	2,035	1,848	1,797	1,580
<b>District 9</b>	<b>354</b>	<b>255</b>	<b>397</b>	<b>267</b>	<b>482</b>	<b>483</b>	<b>462</b>	<b>442</b>	<b>503</b>	<b>482</b>
Harford	354	255	397	267	482	483	462	442	503	482

	FY 2002		FY 2003		FY 2004		FY 2005		FY 2006	
	Filed	Terminated	Filed	Terminated	Filed	Terminated	Filed	Terminated	Filed	Terminated
<b>District 10</b>	<b>533</b>	<b>443</b>	<b>646</b>	<b>526</b>	<b>685</b>	<b>679</b>	<b>745</b>	<b>732</b>	<b>757</b>	<b>747</b>
Carroll	190	176	247	227	288	295	323	316	349	352
Howard	343	267	399	299	397	384	422	416	408	395
<b>District 11</b>	<b>801</b>	<b>672</b>	<b>1,032</b>	<b>795</b>	<b>1,156</b>	<b>1,128</b>	<b>1,103</b>	<b>1,102</b>	<b>1,311</b>	<b>1,199</b>
Frederick	416	350	502	365	548	529	517	527	460	443
Washington	385	322	530	430	608	599	586	575	851	756
<b>District 12</b>	<b>165</b>	<b>105</b>	<b>293</b>	<b>139</b>	<b>292</b>	<b>307</b>	<b>314</b>	<b>312</b>	<b>282</b>	<b>272</b>
Allegany	120	83	164	92	171	171	166	159	148	153
Garrett	45	22	129	47	121	136	148	153	134	119

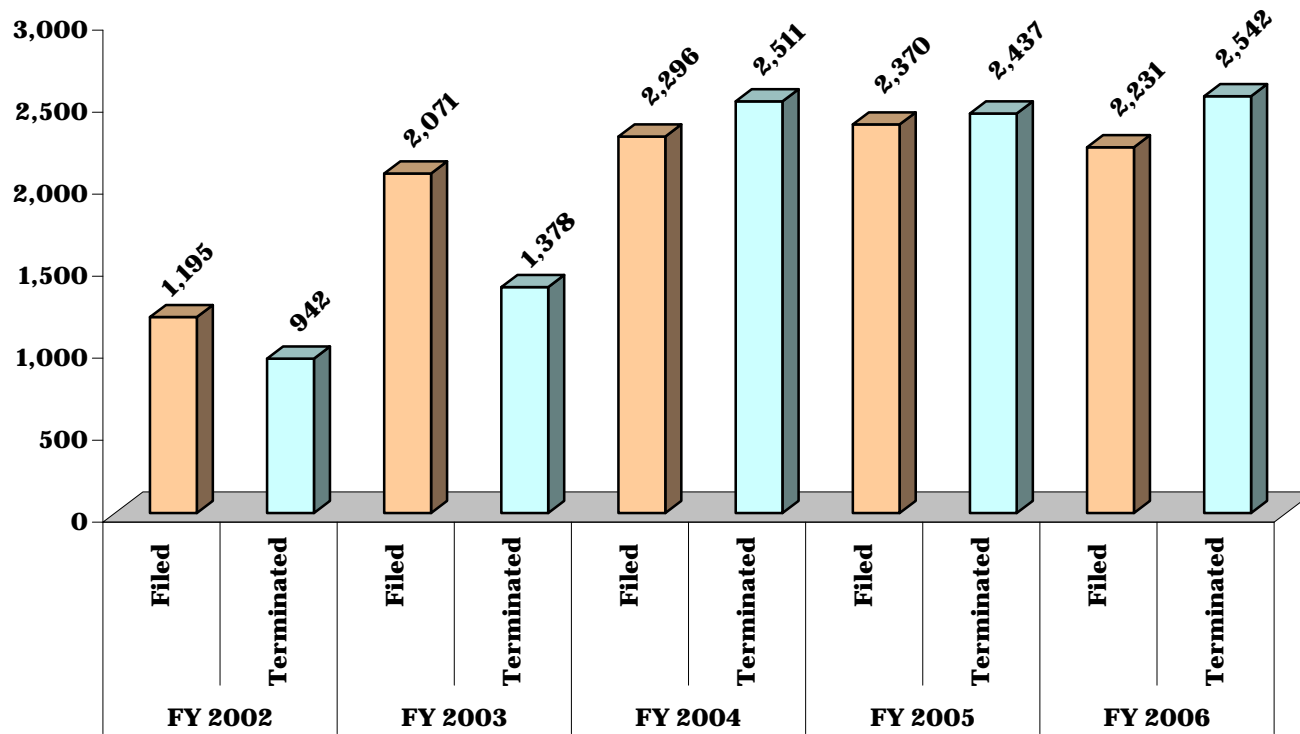
	FY 2002		FY 2003		FY 2004		FY 2005		FY 2006	
	Filed	Terminated	Filed	Terminated	Filed	Terminated	Filed	Terminated	Filed	Terminated
<b>State Totals</b>	<b>9,755</b>	<b>7,605</b>	<b>13,378</b>	<b>9,412</b>	<b>14,705</b>	<b>14,249</b>	<b>15,086</b>	<b>14,289</b>	<b>15,766</b>	<b>14,730</b>

**CHART DC-9.1  
DISTRICT COURT**

**DISTRICT 1 - Baltimore City**

**PEACE ORDER CASES FILED AND TERMINATED**

**5 Year Comparative Data: Fiscal Years 2002 - 2006**

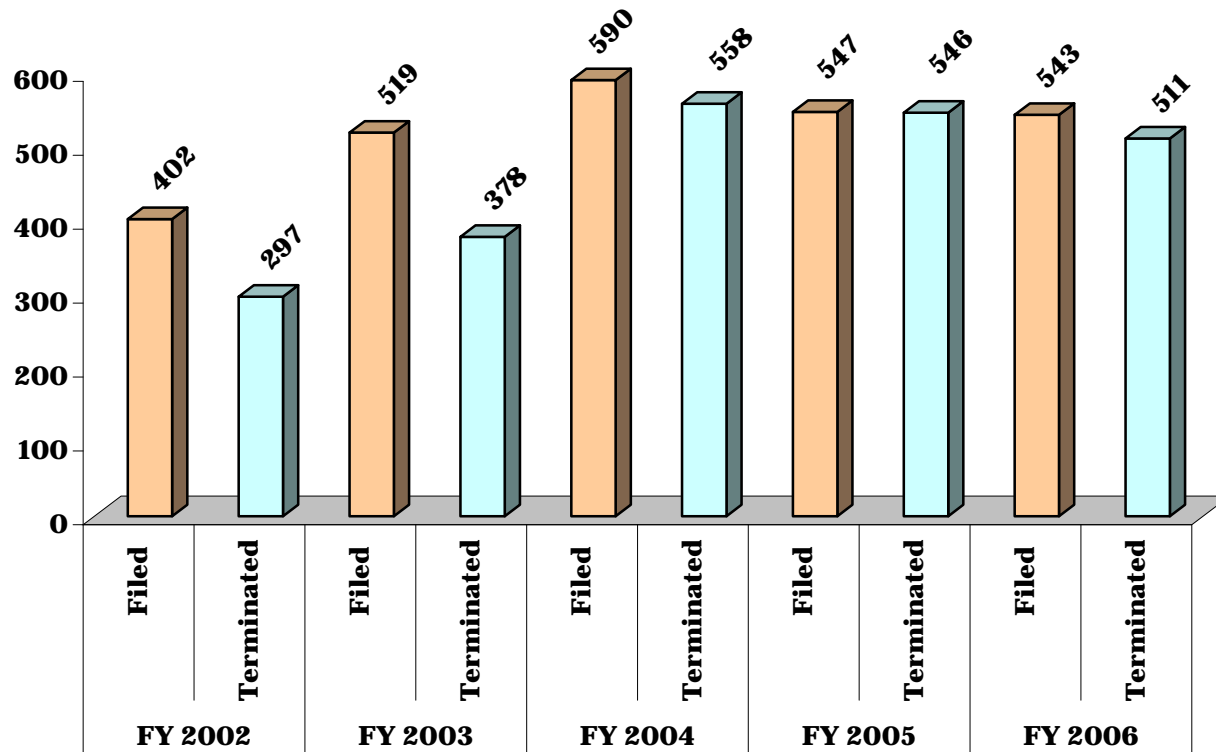


**CHART DC-9.2  
DISTRICT COURT**

**DISTRICT 2 - Dorchester, Somerset, Wicomico and Worcester Counties**

**PEACE ORDER CASES FILED AND TERMINATED**

**5 Year Comparative Data: Fiscal Years 2002 - 2006**

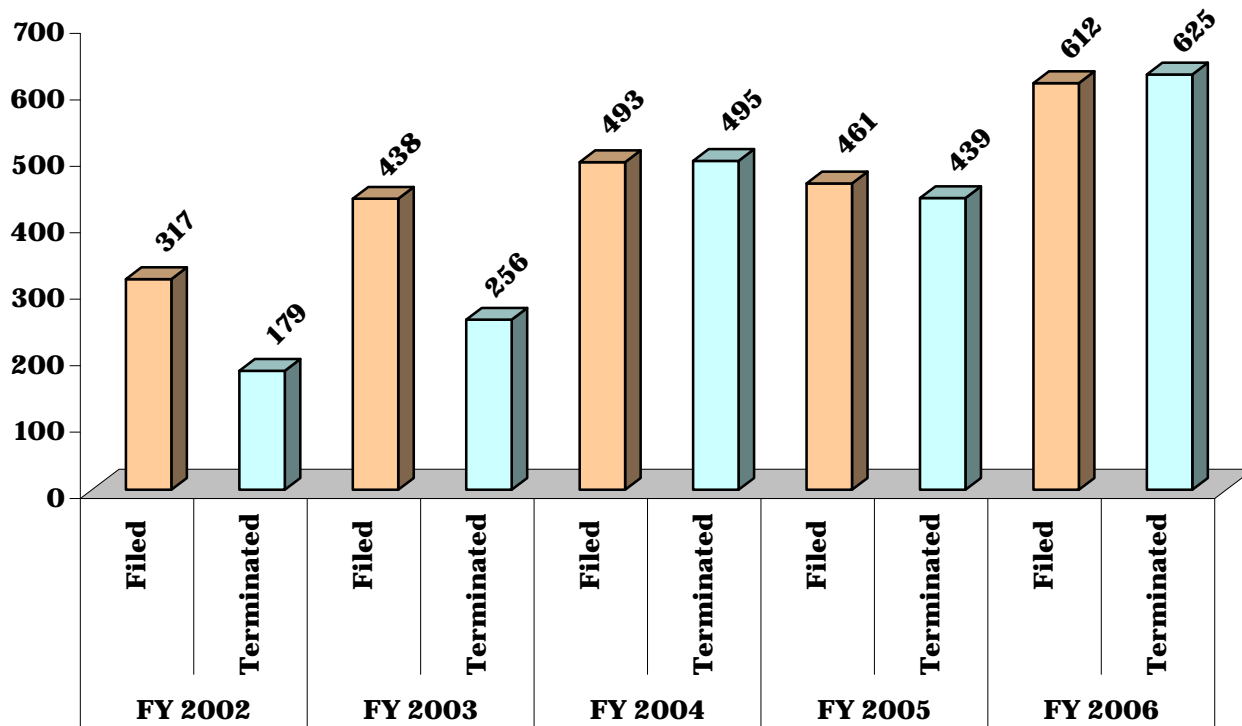


**CHART DC-9.3  
DISTRICT COURT**

**DISTRICT 3 - Caroline, Cecil, Kent, Queen Anne's and Talbot Counties**

**PEACE ORDER CASES FILED AND TERMINATED**

**5 Year Comparative Data: Fiscal Years 2002 - 2006**



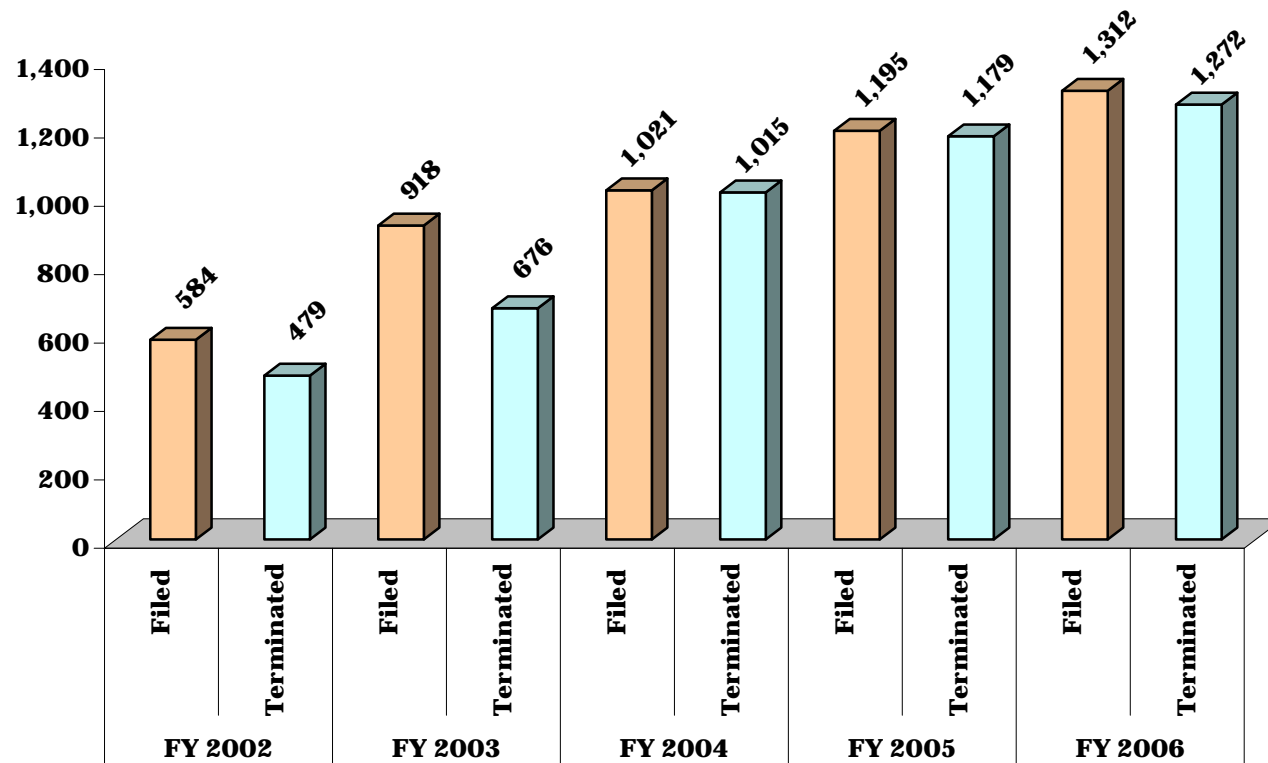


**CHART DC-9.4  
DISTRICT COURT**

**DISTRICT 4 - Calvert, Charles and St. Mary's Counties**

**PEACE ORDER CASES FILED AND TERMINATED**

**5 Year Comparative Data: Fiscal Years 2002 - 2006**

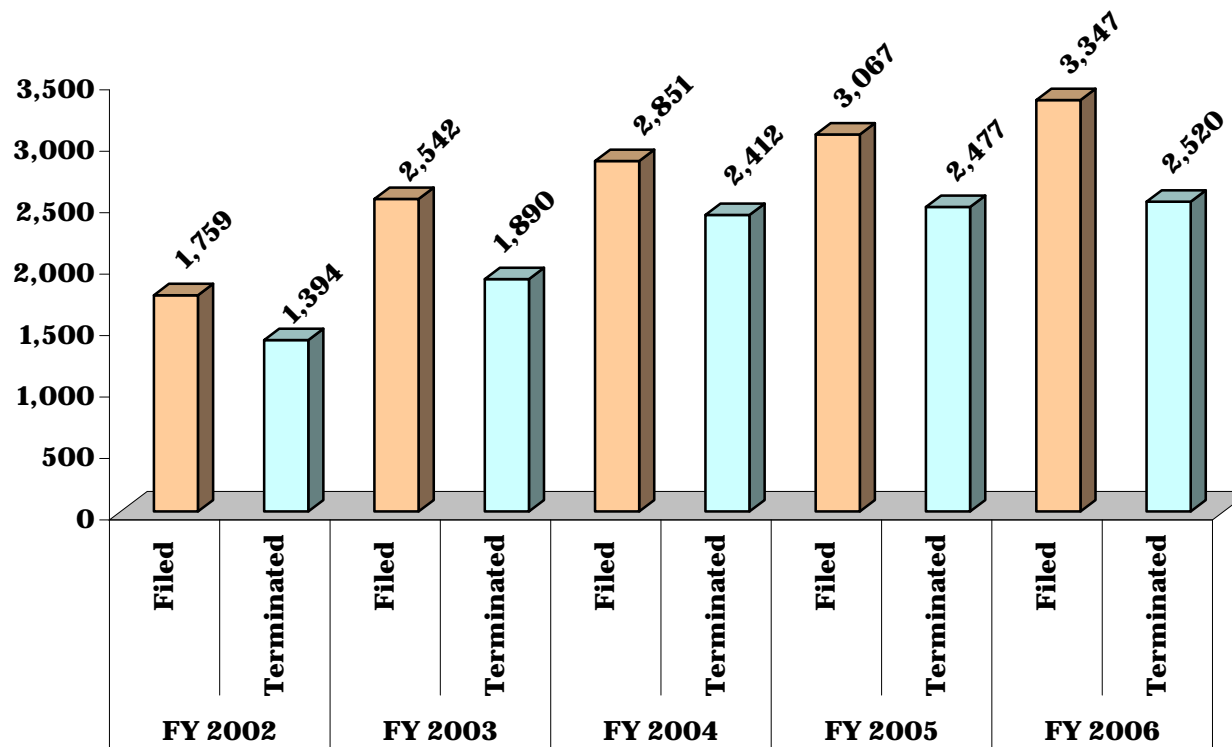


**CHART DC-9.5  
DISTRICT COURT**

**DISTRICT 5 - Prince George's County**

**PEACE ORDER CASES FILED AND TERMINATED**

**5 Year Comparative Data: Fiscal Years 2002 - 2006**

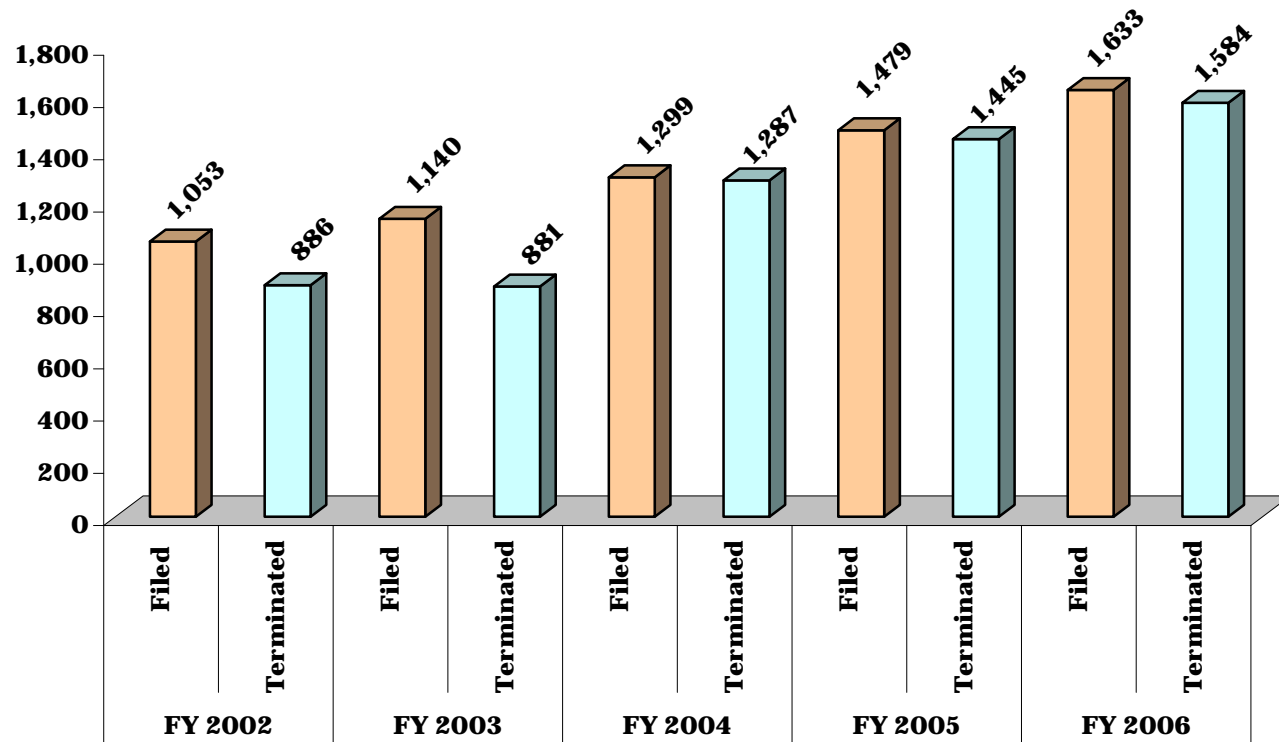


**CHART DC-9.6  
DISTRICT COURT**

**DISTRICT 6 - Montgomery County**

**PEACE ORDER CASES FILED AND TERMINATED**

**5 Year Comparative Data: Fiscal Years 2002 - 2006**

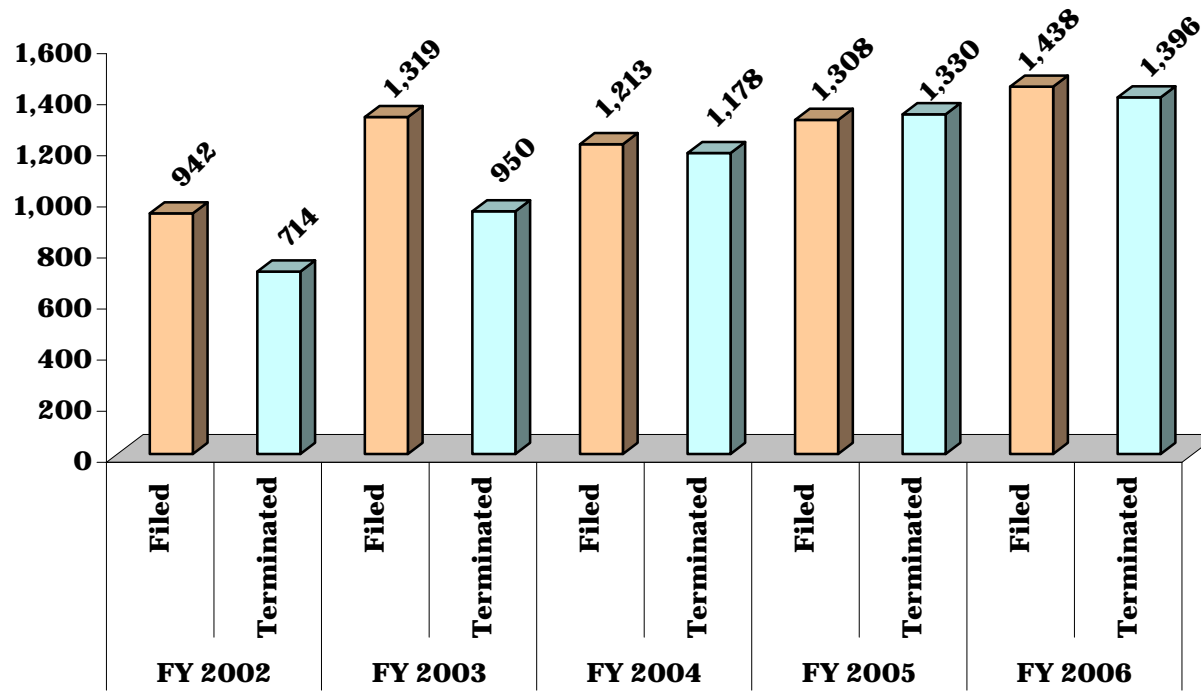


**CHART DC-9.7  
DISTRICT COURT**

**DISTRICT 7 - Anne Arundel County**

**PEACE ORDER CASES FILED AND TERMINATED**

**5 Year Comparative Data: Fiscal Years 2002 - 2006**

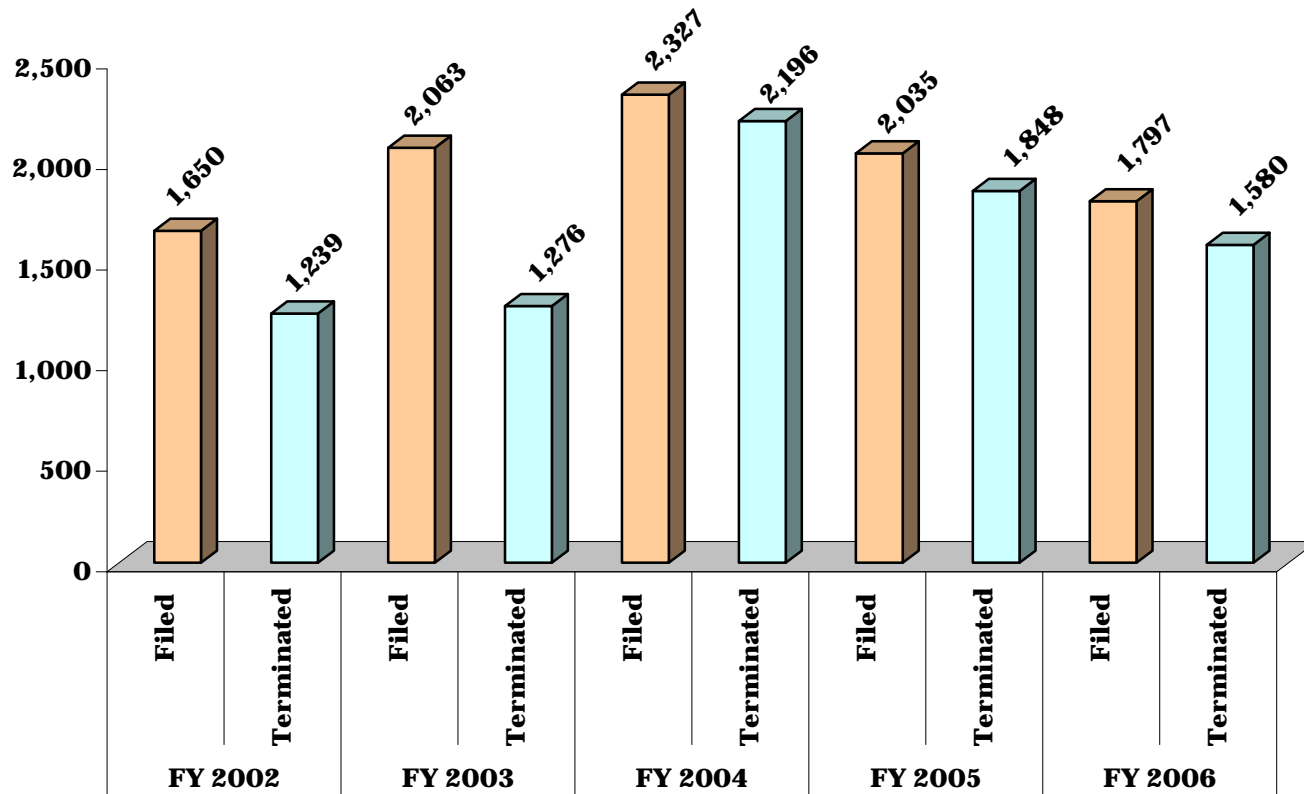


**CHART DC-9.8  
DISTRICT COURT**

**DISTRICT 8 - Baltimore County**

**PEACE ORDER CASES FILED AND TERMINATED**

**5 Year Comparative Data: Fiscal Years 2002 - 2006**

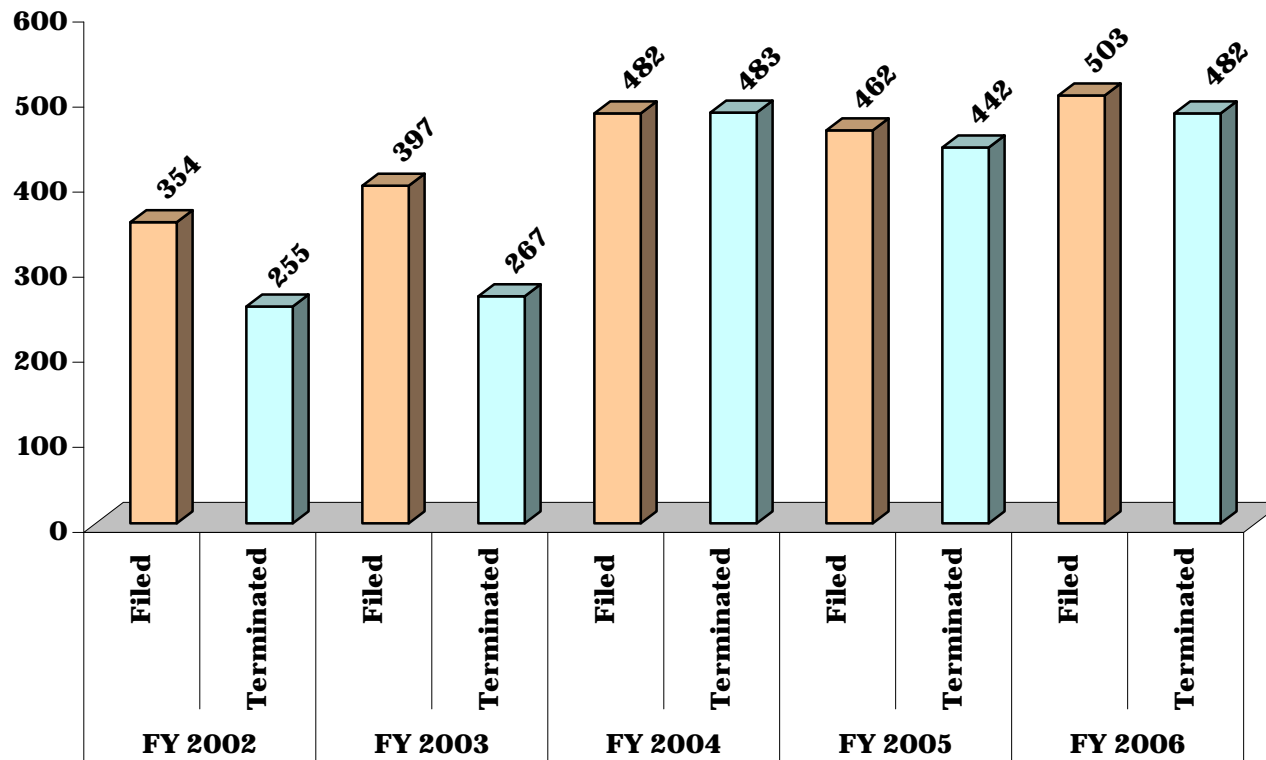


**CHART DC-9.9  
DISTRICT COURT**

**DISTRICT 9 - Harford County**

**PEACE ORDER CASES FILED AND TERMINATED**

**5 Year Comparative Data: Fiscal Years 2002 - 2006**

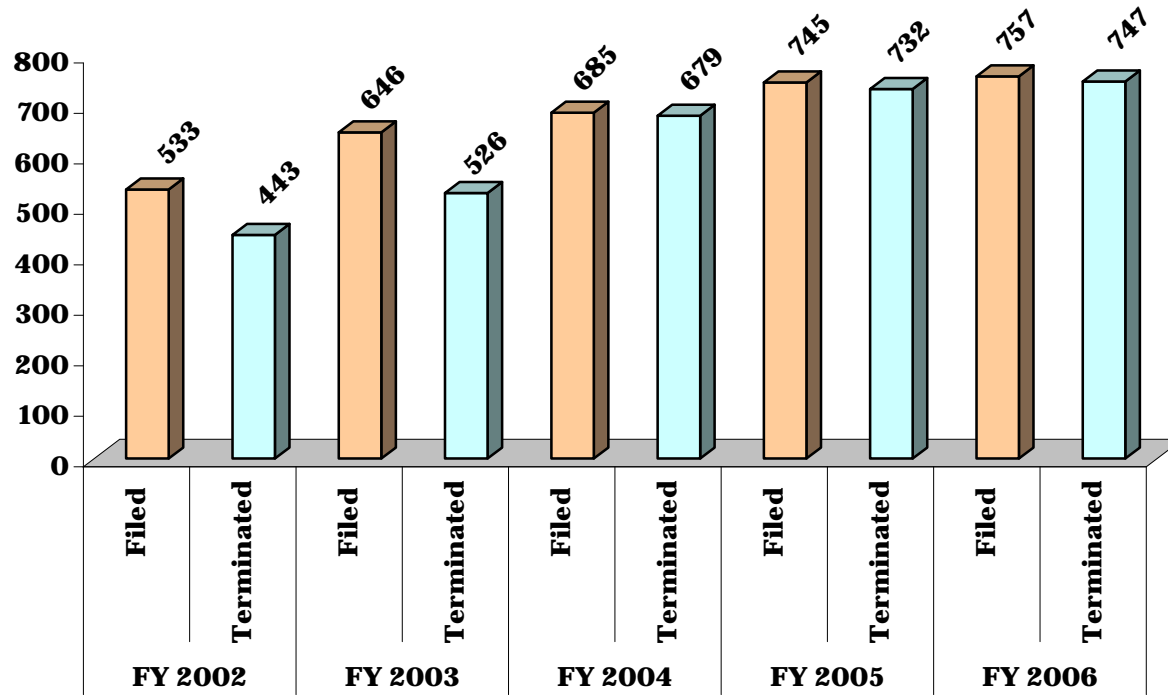


**CHART DC-9.10  
DISTRICT COURT**

**DISTRICT 10 - Carroll and Howard Counties**

**PEACE ORDER CASES FILED AND TERMINATED**

**5 Year Comparative Data: Fiscal Years 2002 - 2006**

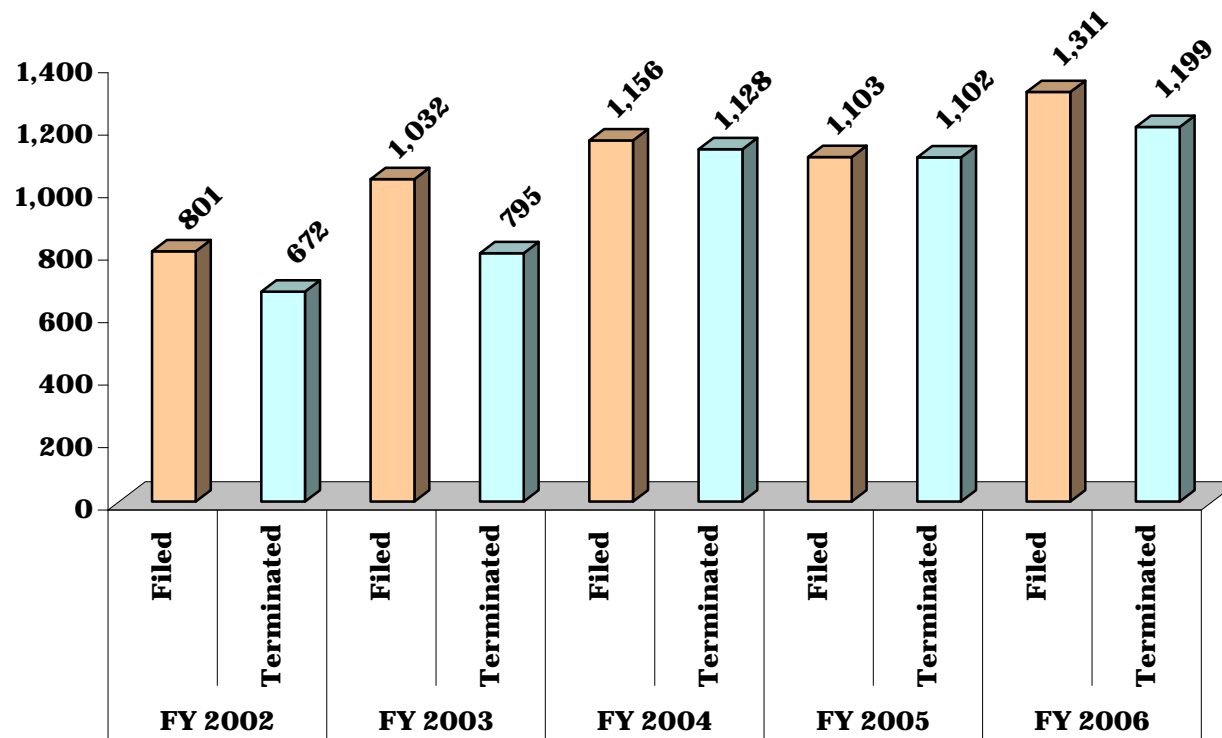


**CHART DC-9.11  
DISTRICT COURT**

**DISTRICT 11 - Frederick and Washington Counties**

**PEACE ORDER CASES FILED AND TERMINATED**

**5 Year Comparative Data: Fiscal Years 2002 - 2006**



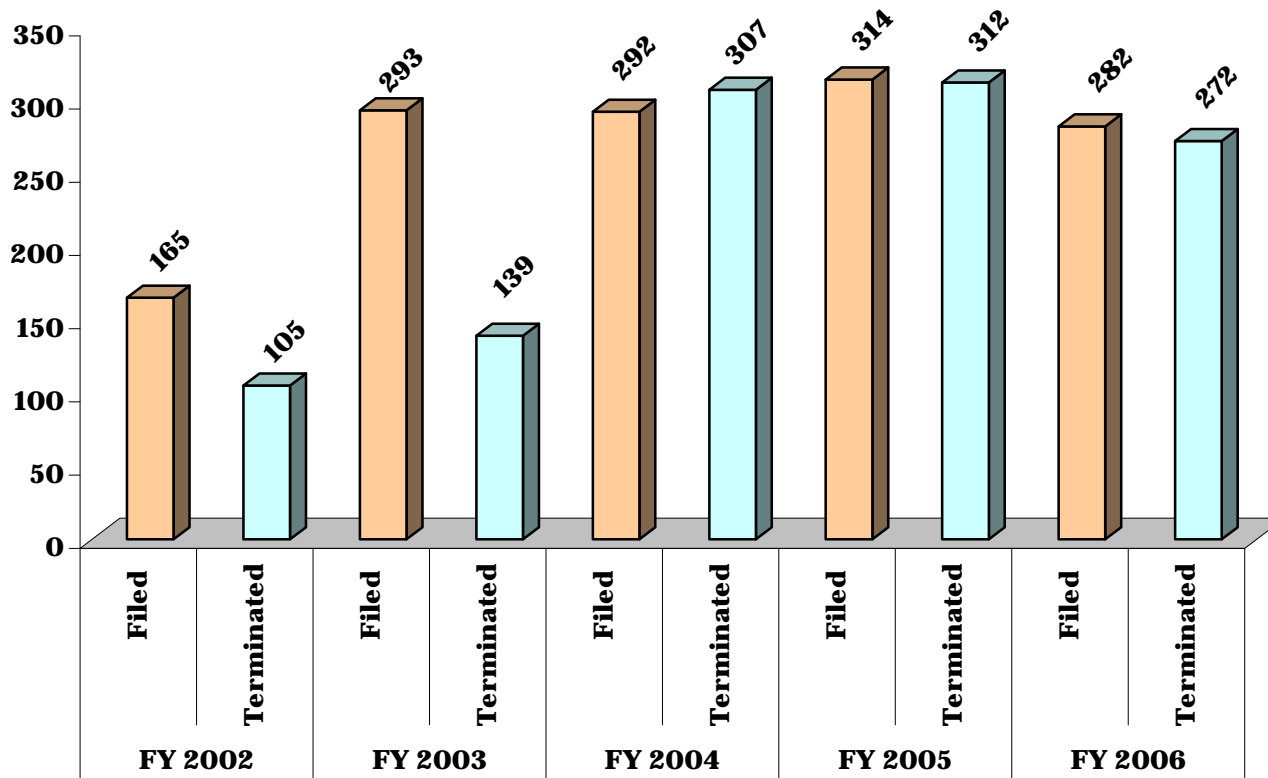


**CHART DC-9.12  
DISTRICT COURT**

**DISTRICT 12 - Allegany and Garrett Counties**

**PEACE ORDER CASES FILED AND TERMINATED**

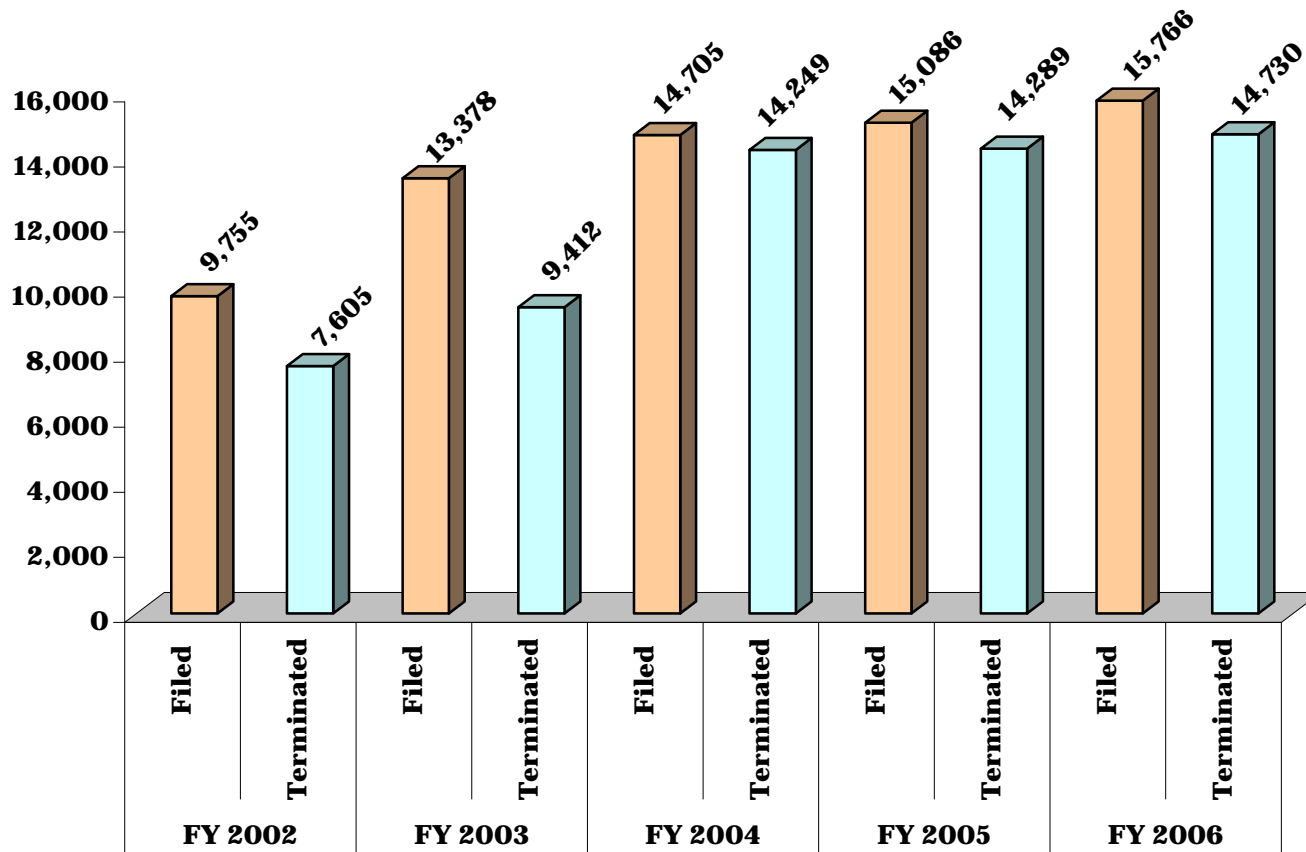
**5 Year Comparative Data: Fiscal Years 2002 - 2006**



**CHART DC-9.13  
DISTRICT COURT**

**STATE TOTAL:  
PEACE ORDER CASES FILED AND TERMINATED**

**5 Year Comparative Data: Fiscal Years 2002 - 2006**



**TABLE DC-10  
DISTRICT COURT**

**DOMESTIC VIOLENCE AND PEACE ORDER DISPOSITIONS**

**Fiscal Year 2006**

	Domestic Violence						Peace Orders				
	Cases Filed	Transfers to Circuit Court	Interim Orders Granted	Temporary Orders Granted	Protective Orders Granted	Appeals	Cases Filed	Interim Orders Granted	Temporary Orders Granted	Peace Orders Granted	Appeals
<b>District 1</b>	<b>4,190</b>	<b>29</b>	<b>2,036</b>	<b>2,438</b>	<b>1,009</b>	<b>17</b>	<b>2,231</b>	<b>1,072</b>	<b>1,116</b>	<b>1,162</b>	<b>0</b>
Baltimore City	4,190	29	2,036	2,438	1,009	17	2,231	1,072	1,116	1,162	0
<b>District 2</b>	<b>947</b>	<b>24</b>	<b>220</b>	<b>683</b>	<b>359</b>	<b>6</b>	<b>543</b>	<b>88</b>	<b>386</b>	<b>256</b>	<b>2</b>
Dorchester	161	6	82	101	65	0	105	31	75	50	0
Somerset	88	2	28	70	36	0	87	18	68	57	0
Wicomico	511	16	61	374	166	6	239	26	164	90	2
Worcester	187	0	49	138	92	0	112	13	79	59	0
<b>District 3</b>	<b>917</b>	<b>24</b>	<b>256</b>	<b>555</b>	<b>296</b>	<b>2</b>	<b>612</b>	<b>102</b>	<b>320</b>	<b>212</b>	<b>1</b>
Caroline	158	10	43	114	64	0	98	12	65	50	0
Cecil	385	7	136	216	90	2	243	61	90	54	1
Kent	33	1	6	21	13	0	51	4	33	22	0
Queen Anne's	181	5	22	118	56	0	104	2	70	40	0
Talbot	160	1	49	86	73	0	116	23	62	46	0
<b>District 4</b>	<b>1,358</b>	<b>21</b>	<b>622</b>	<b>845</b>	<b>510</b>	<b>6</b>	<b>1,312</b>	<b>440</b>	<b>885</b>	<b>605</b>	<b>4</b>
Calvert	329	4	137	228	144	0	257	61	183	112	0
Charles	611	5	283	374	191	5	610	168	437	318	4
St. Mary's	418	12	202	243	175	1	445	211	265	175	0
<b>District 5</b>	<b>5,225</b>	<b>197</b>	<b>2,494</b>	<b>3,457</b>	<b>1,682</b>	<b>57</b>	<b>3,347</b>	<b>1,106</b>	<b>2,403</b>	<b>1,208</b>	<b>14</b>
Prince George's	5,225	197	2,494	3,457	1,682	57	3,347	1,106	2,403	1,208	14
<b>District 6</b>	<b>1,820</b>	<b>80</b>	<b>642</b>	<b>1,248</b>	<b>832</b>	<b>12</b>	<b>1,633</b>	<b>352</b>	<b>1,252</b>	<b>799</b>	<b>1</b>
Montgomery	1,820	80	642	1,248	832	12	1,633	352	1,252	799	1

**DOMESTIC VIOLENCE AND PEACE ORDER DISPOSITIONS, page 2**

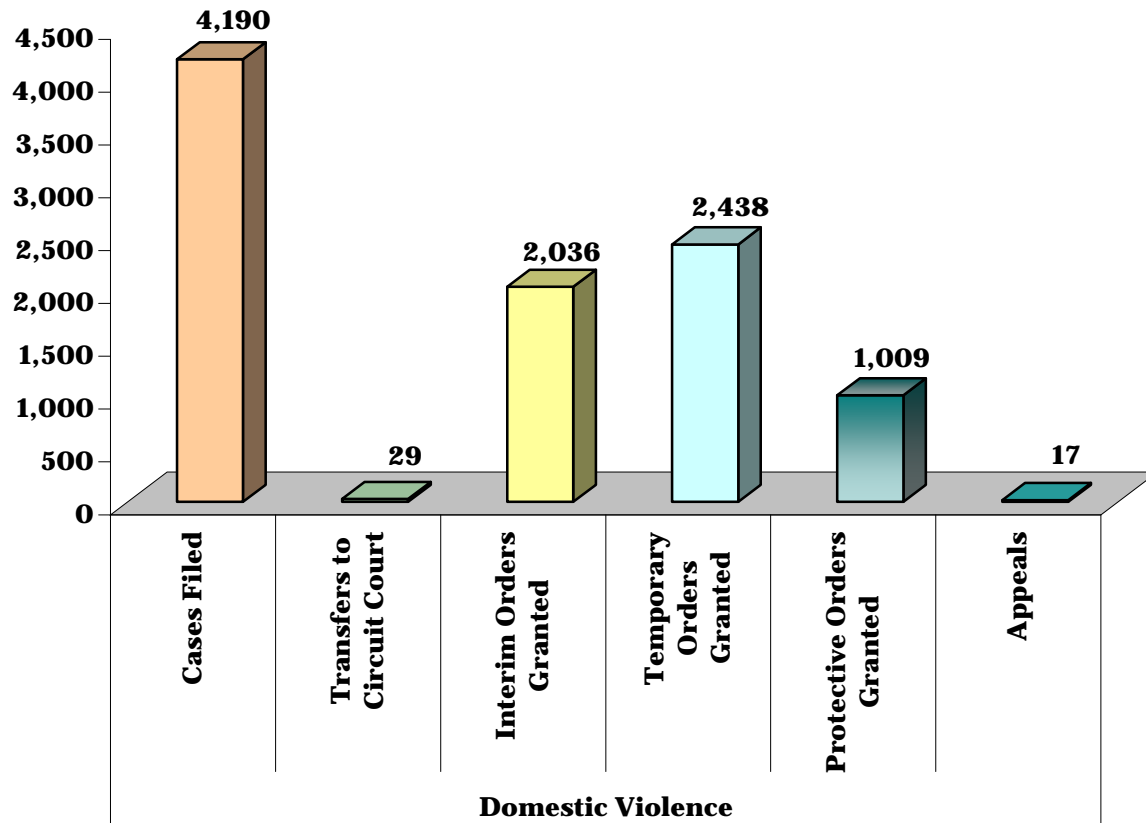
	Domestic Violence						Peace Orders				
	Cases Filed	Transfers to Circuit Court	Interim Orders Granted	Temporary Orders Granted	Protective Orders Granted	Appeals	Cases Filed	Interim Orders Granted	Temporary Orders Granted	Peace Orders Granted	Appeals
<b>District 7</b>	<b>1,922</b>	<b>87</b>	<b>578</b>	<b>1,345</b>	<b>729</b>	<b>32</b>	<b>1,438</b>	<b>292</b>	<b>975</b>	<b>505</b>	<b>10</b>
Anne Arundel	1,922	87	578	1,345	729	32	1,438	292	975	505	10
<b>District 8</b>	<b>3,685</b>	<b>8</b>	<b>1,065</b>	<b>1,955</b>	<b>846</b>	<b>41</b>	<b>1,797</b>	<b>353</b>	<b>1,126</b>	<b>551</b>	<b>11</b>
Baltimore	3,685	8	1,065	1,955	846	41	1,797	353	1,126	551	11
<b>District 9</b>	<b>648</b>	<b>23</b>	<b>270</b>	<b>374</b>	<b>297</b>	<b>1</b>	<b>503</b>	<b>150</b>	<b>326</b>	<b>211</b>	<b>0</b>
Harford	648	23	270	374	297	1	503	150	326	211	0
<b>District 10</b>	<b>905</b>	<b>9</b>	<b>365</b>	<b>637</b>	<b>391</b>	<b>4</b>	<b>757</b>	<b>146</b>	<b>611</b>	<b>329</b>	<b>0</b>
Carroll	279	1	93	213	141	4	349	45	287	161	0
Howard	626	8	272	424	250	0	408	101	324	168	0
<b>District 11</b>	<b>1,700</b>	<b>15</b>	<b>630</b>	<b>1,034</b>	<b>548</b>	<b>37</b>	<b>1,311</b>	<b>389</b>	<b>921</b>	<b>512</b>	<b>5</b>
Frederick	700	3	222	407	200	8	460	119	311	168	0
Washington	1,000	12	408	627	348	29	851	270	610	344	5
<b>District 12</b>	<b>496</b>	<b>8</b>	<b>251</b>	<b>296</b>	<b>155</b>	<b>4</b>	<b>282</b>	<b>113</b>	<b>182</b>	<b>137</b>	<b>2</b>
Allegany	348	1	172	210	103	4	148	55	100	76	2
Garrett	148	7	79	86	52	0	134	58	82	61	0
<b>State Totals</b>	<b>23,813</b>	<b>525</b>	<b>9,429</b>	<b>14,867</b>	<b>7,654</b>	<b>219</b>	<b>15,766</b>	<b>4,603</b>	<b>10,503</b>	<b>6,487</b>	<b>50</b>

**CHART DC-10.1.1  
DISTRICT COURT**

**DISTRICT 1 - Baltimore City**

**DOMESTIC VIOLENCE DISPOSITIONS**

**Fiscal Year 2006**

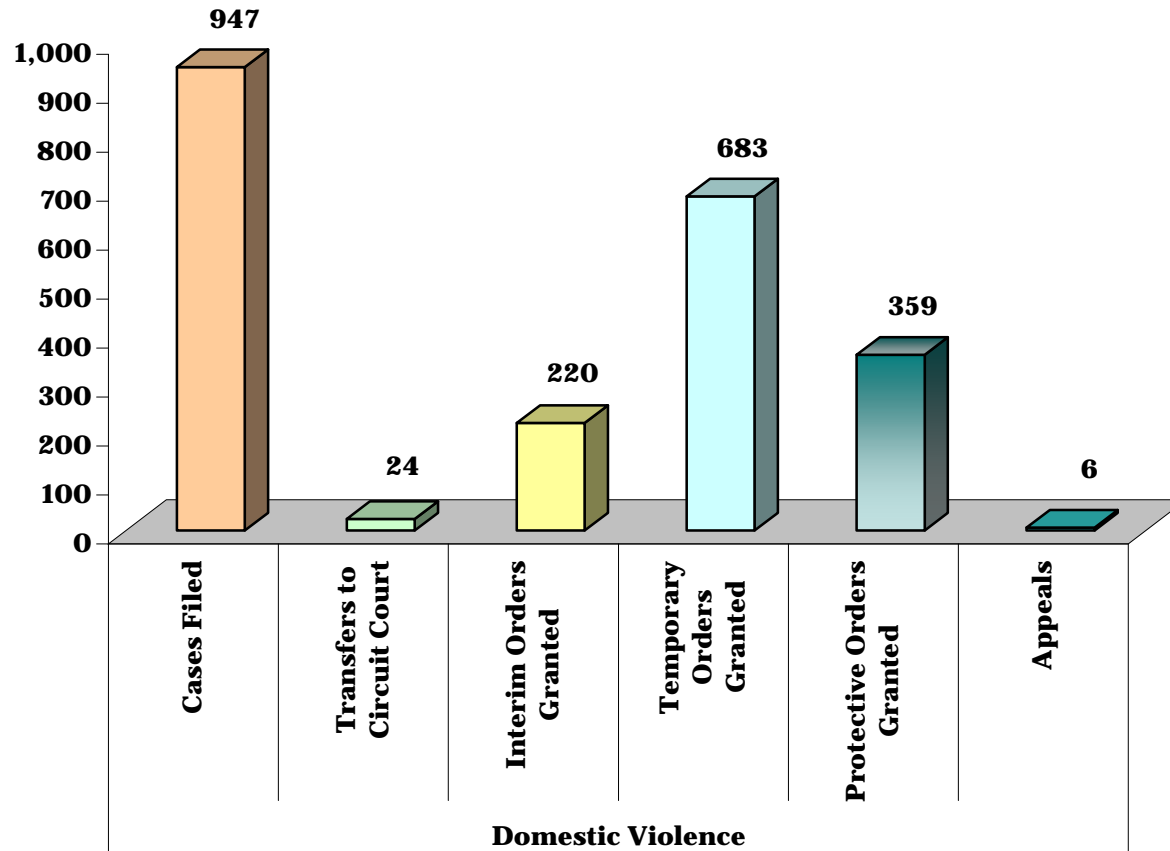


**CHART DC-10.1.2  
DISTRICT COURT**

**DISTRICT 2 - Dorchester, Somerset, Wicomico and Worcester Counties**

**DOMESTIC VIOLENCE DISPOSITIONS**

**Fiscal Year 2006**

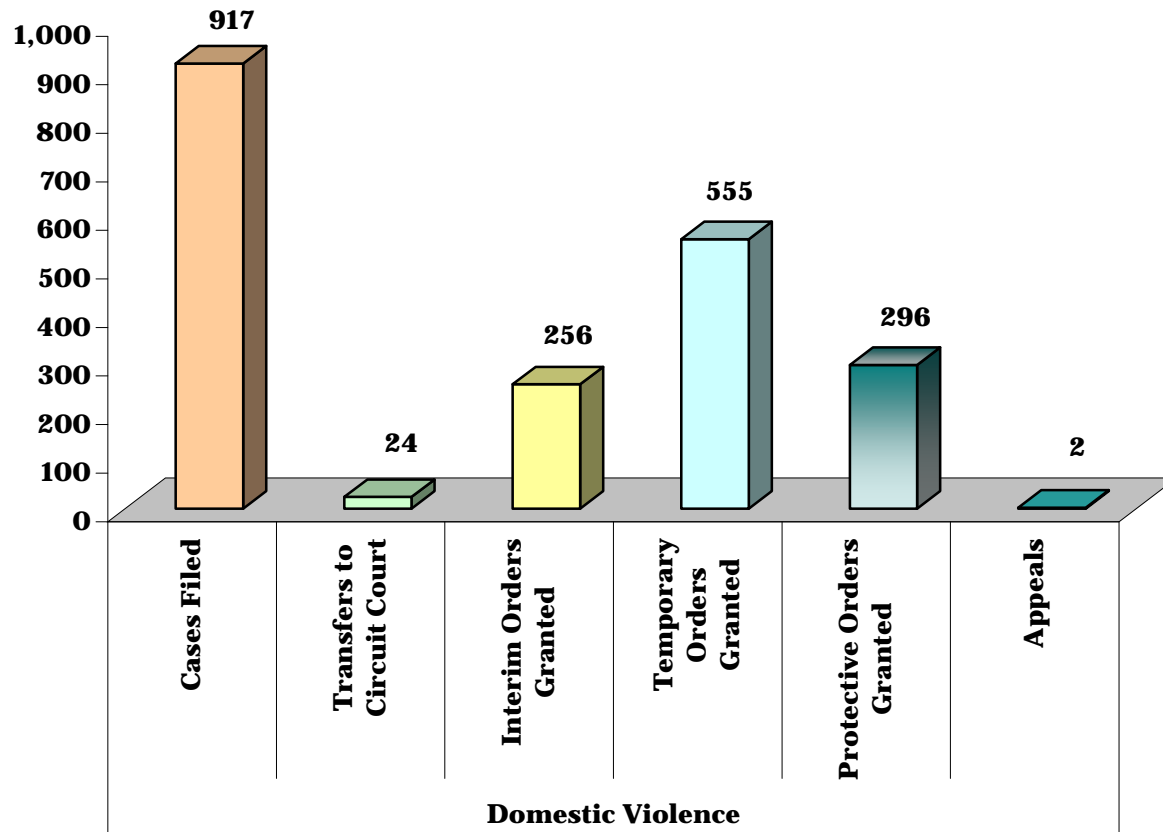


**CHART DC-10.1.3  
DISTRICT COURT**

**DISTRICT 3 - Caroline, Cecil, Kent, Queen Anne's and Talbot Counties**

**DOMESTIC VIOLENCE DISPOSITIONS**

**Fiscal Year 2006**

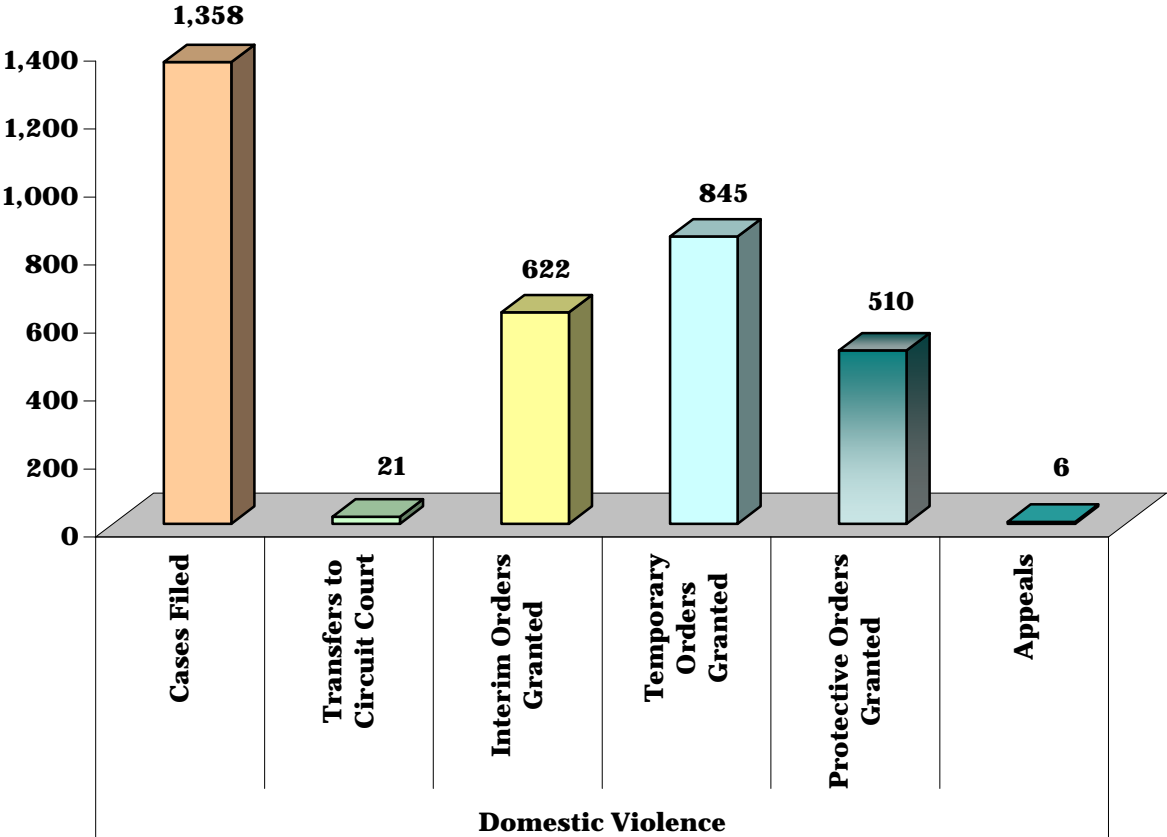


**CHART DC-10.1.4  
DISTRICT COURT**

**DISTRICT 4 - Calvert, Charles and St. Mary's Counties**

**DOMESTIC VIOLENCE DISPOSITIONS**

**Fiscal Year 2006**

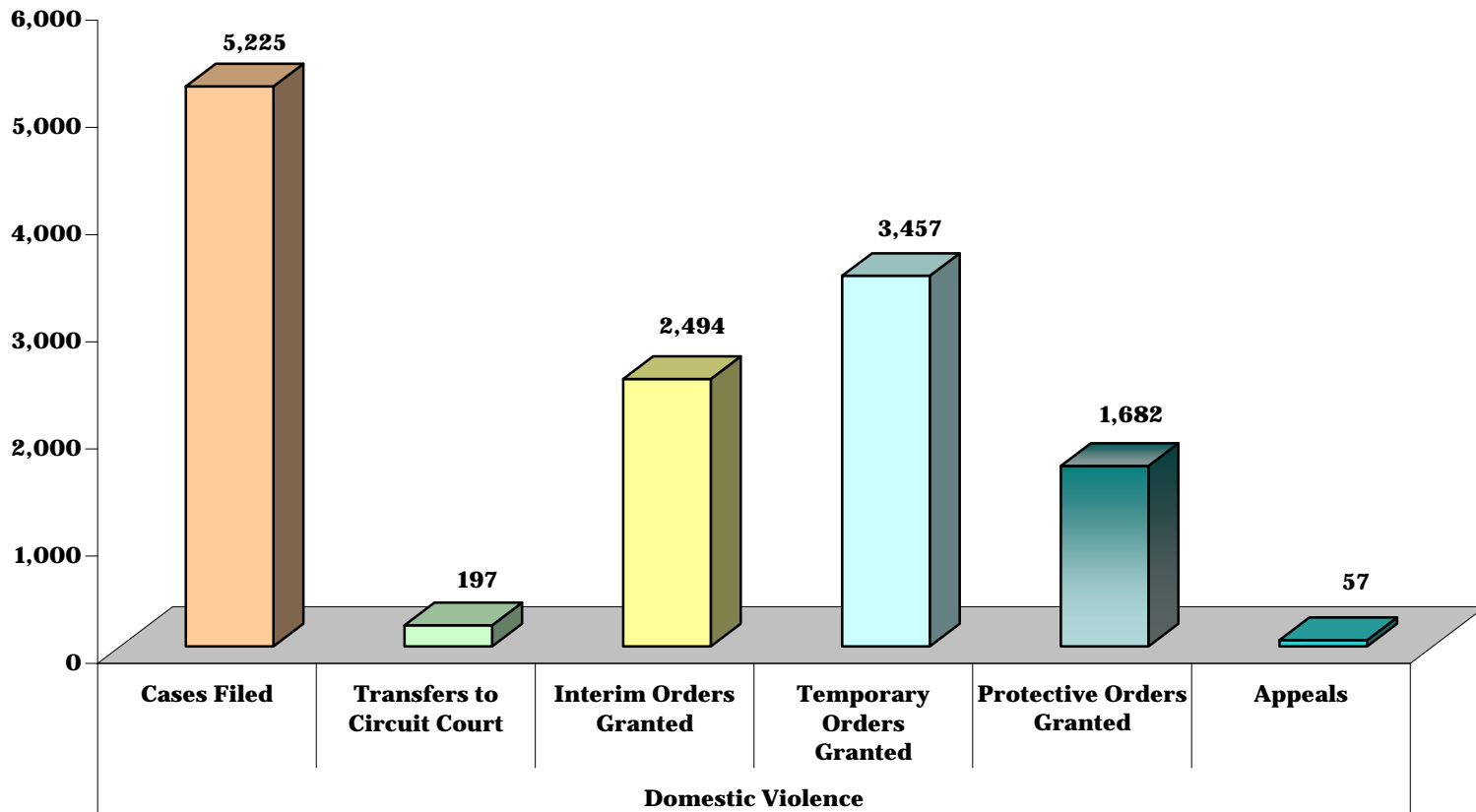




**CHART DC-10.1.5  
DISTRICT COURT**

**DISTRICT 5 - Prince George's County  
DOMESTIC VIOLENCE DISPOSITIONS**

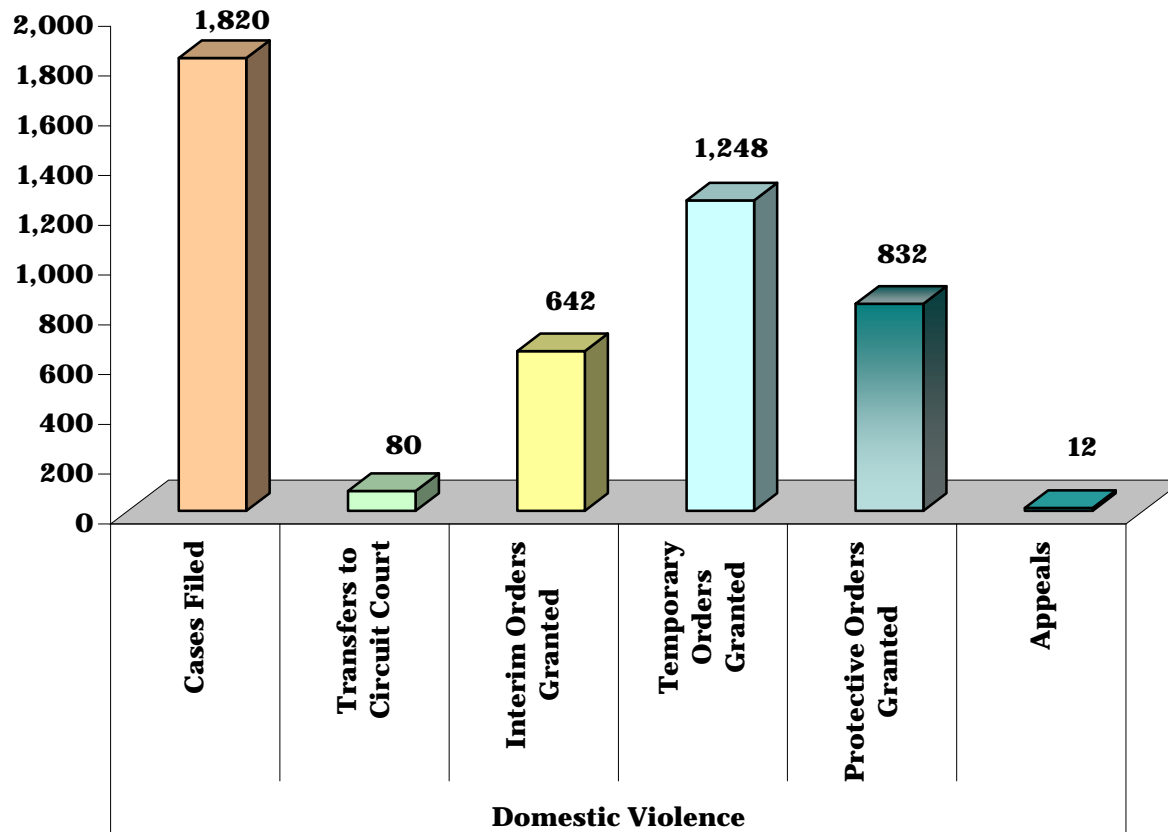
**Fiscal Year 2006**



**CHART DC-10.1.6  
DISTRICT COURT**

**DISTRICT 6 - Montgomery County  
DOMESTIC VIOLENCE DISPOSITIONS**

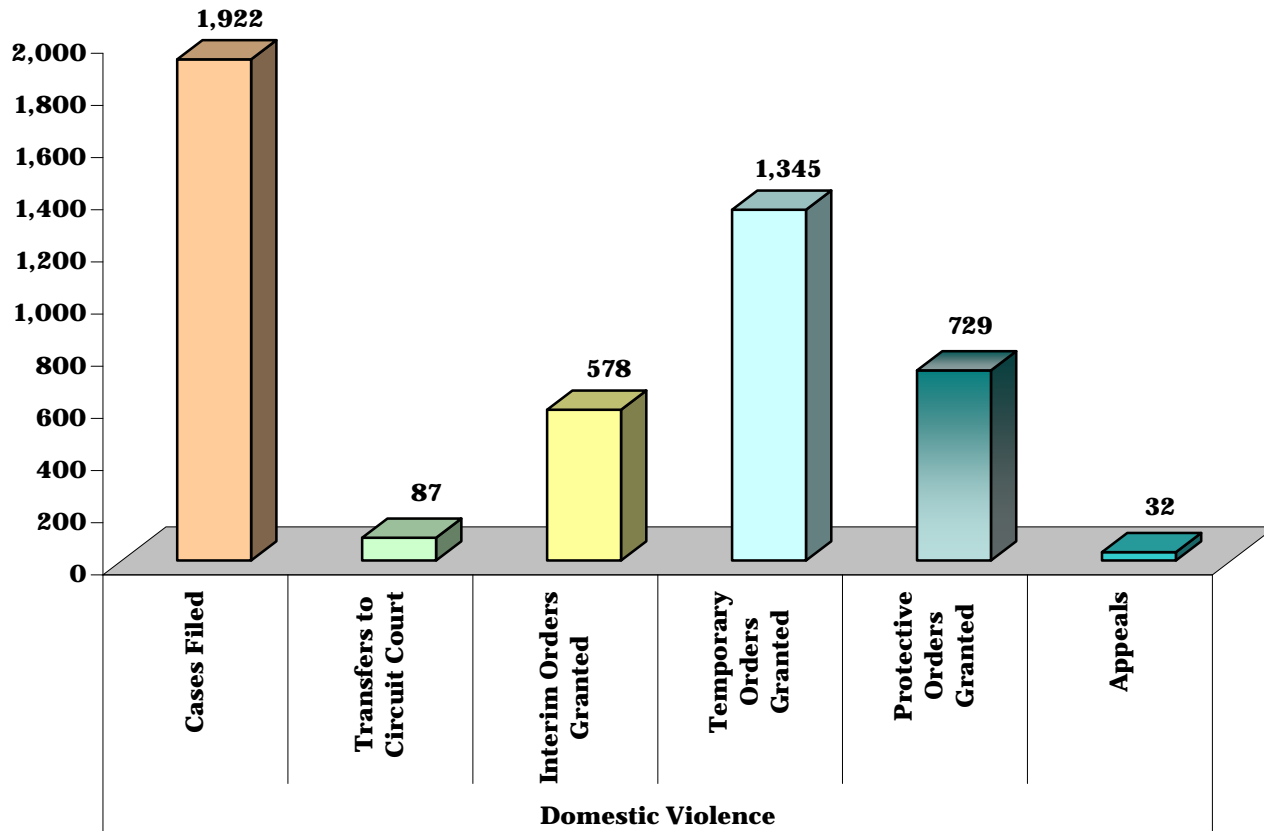
**Fiscal Year 2006**



**CHART DC-10.1.7  
DISTRICT COURT**

**DISTRICT 7 - Anne Arundel County  
DOMESTIC VIOLENCE DISPOSITIONS**

**Fiscal Year 2006**

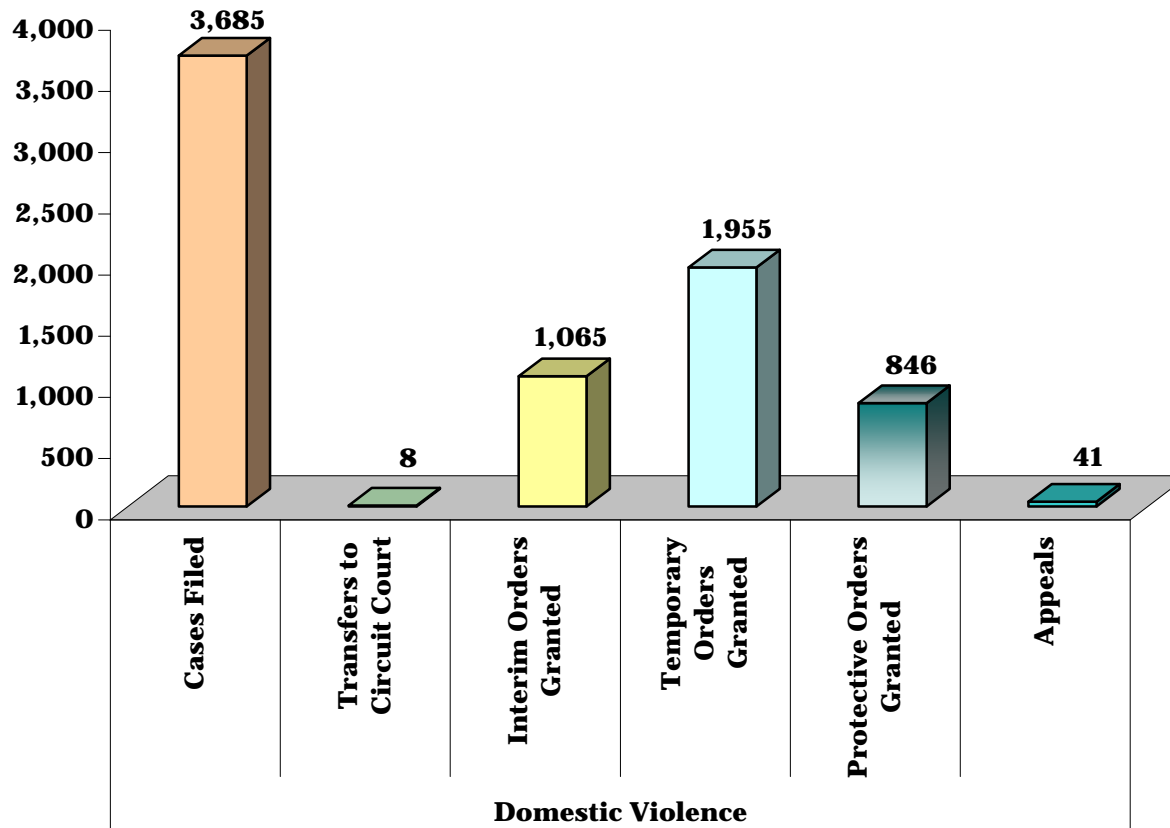


**CHART DC-10.1.8  
DISTRICT COURT**

**DISTRICT 8 - Baltimore County**

**DOMESTIC VIOLENCE DISPOSITIONS**

**Fiscal Year 2006**

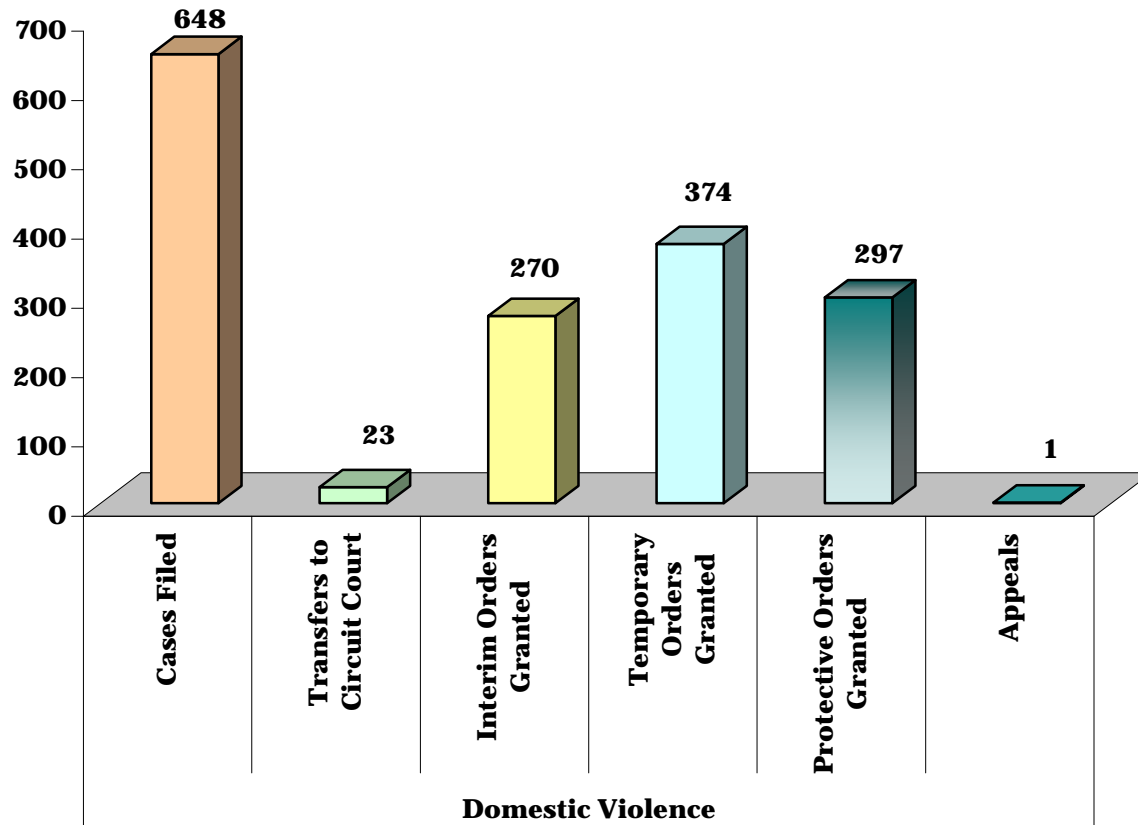


**CHART DC-10.1.9  
DISTRICT COURT**

**DISTRICT 9 - Harford County**

**DOMESTIC VIOLENCE DISPOSITIONS**

**Fiscal Year 2006**

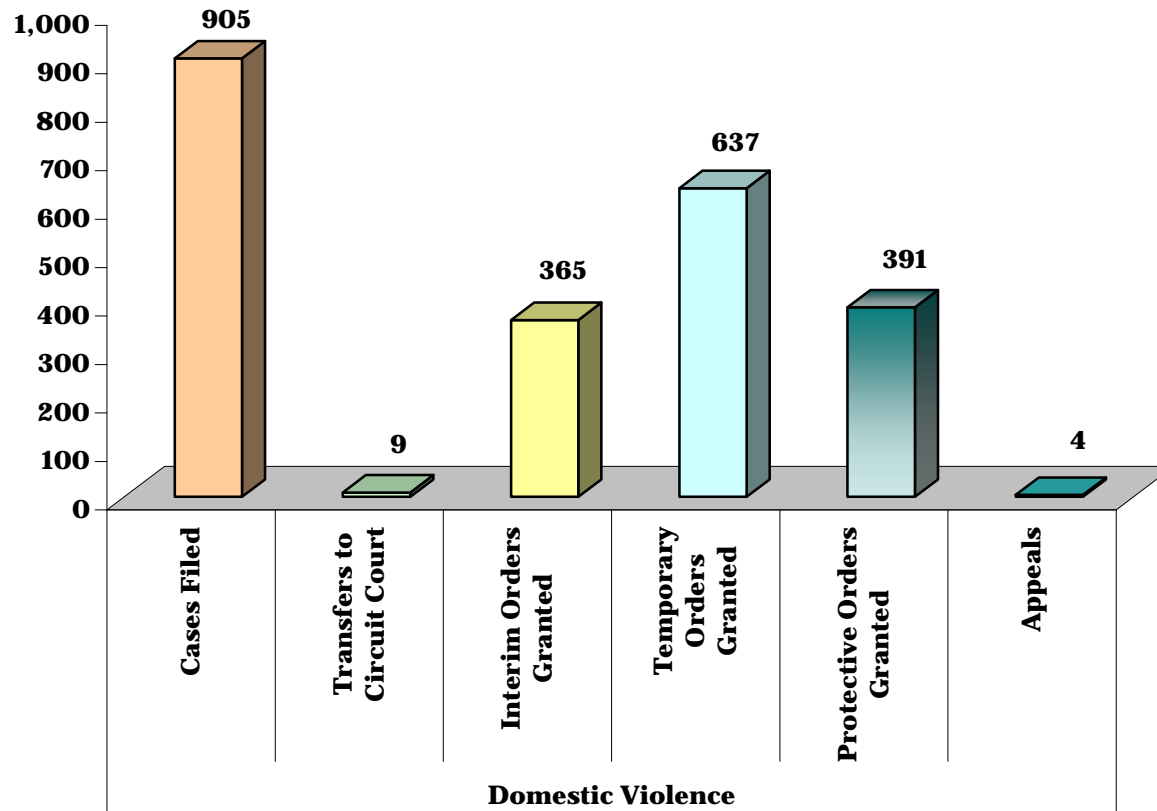


**CHART DC-10.1.10  
DISTRICT COURT**

**DISTRICT 10 - Carroll and Howard Counties**

**DOMESTIC VIOLENCE DISPOSITIONS**

**Fiscal Year 2006**

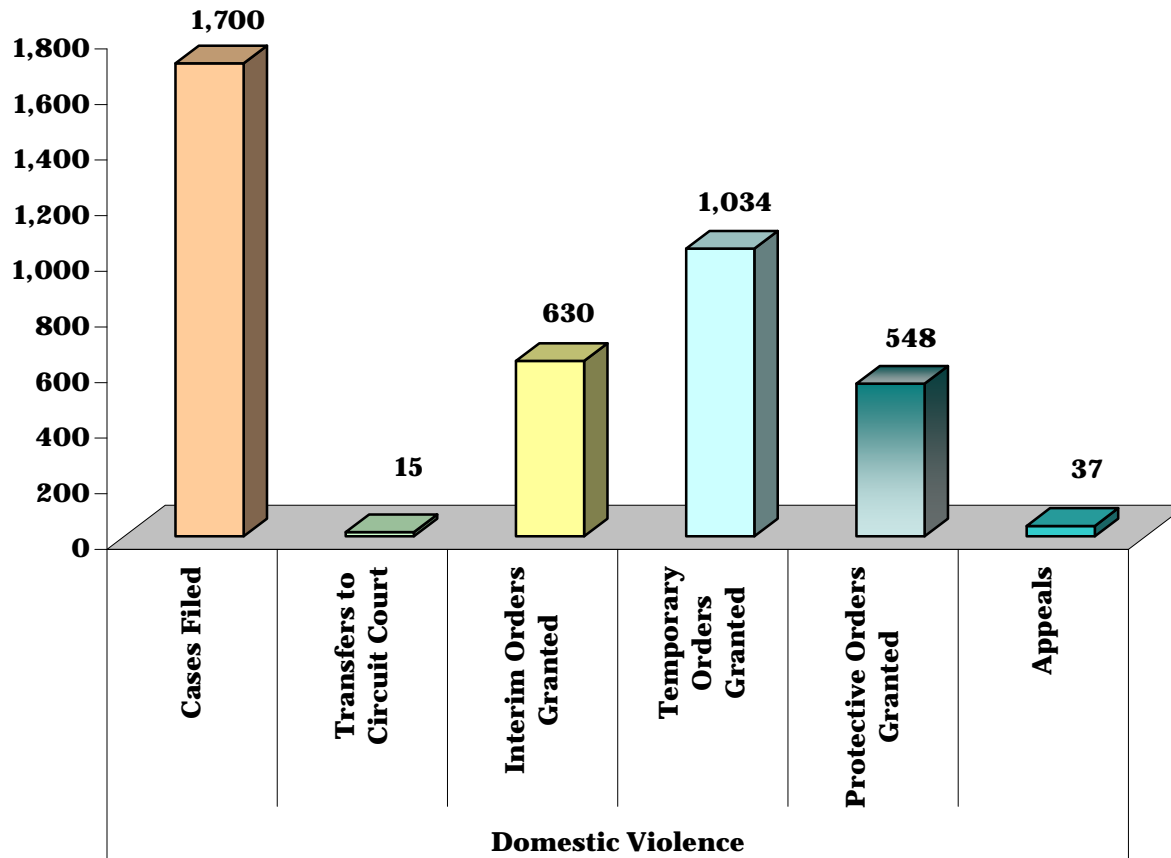


**CHART DC-10.1.11  
DISTRICT COURT**

**DISTRICT 11 - Frederick and Washington Counties**

**DOMESTIC VIOLENCE DISPOSITIONS**

**Fiscal Year 2006**

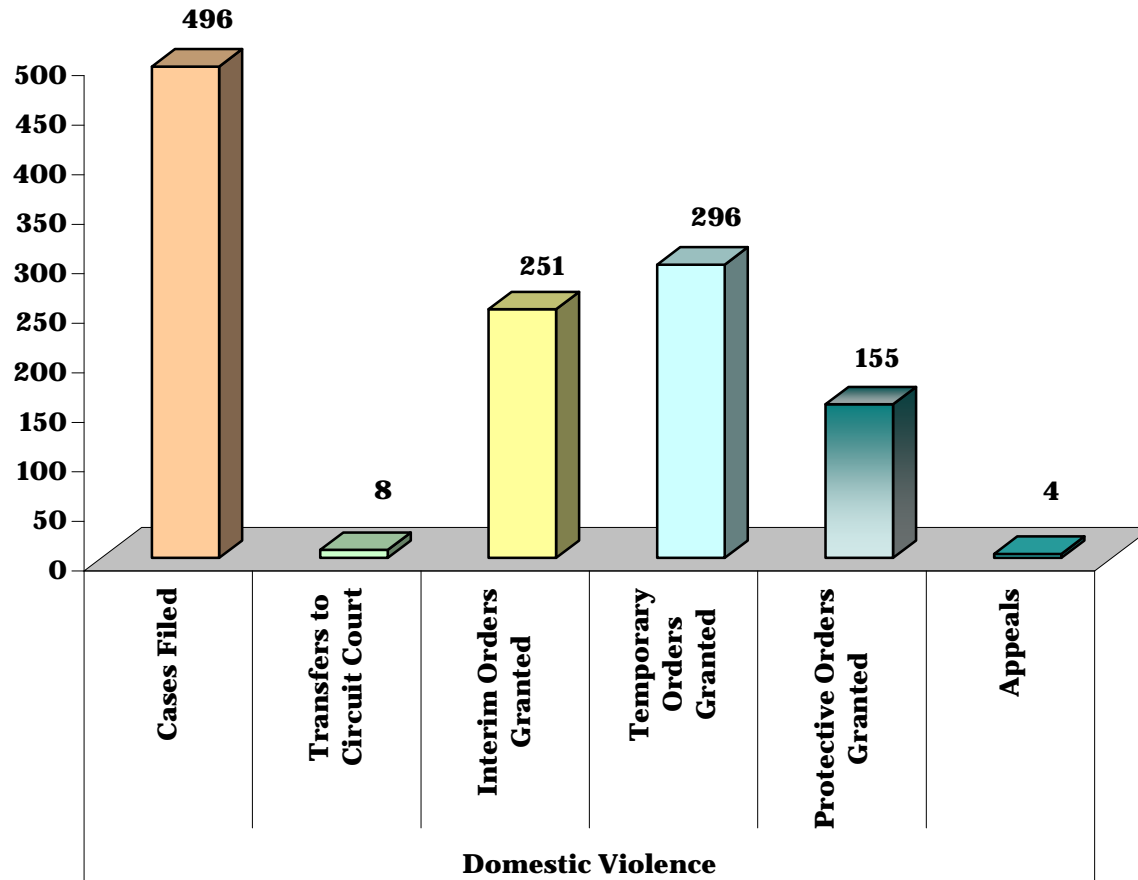


**CHART DC-10.1.12  
DISTRICT COURT**

**DISTRICT 12 - Allegany and Garrett Counties**

**DOMESTIC VIOLENCE DISPOSITIONS**

**Fiscal Year 2006**

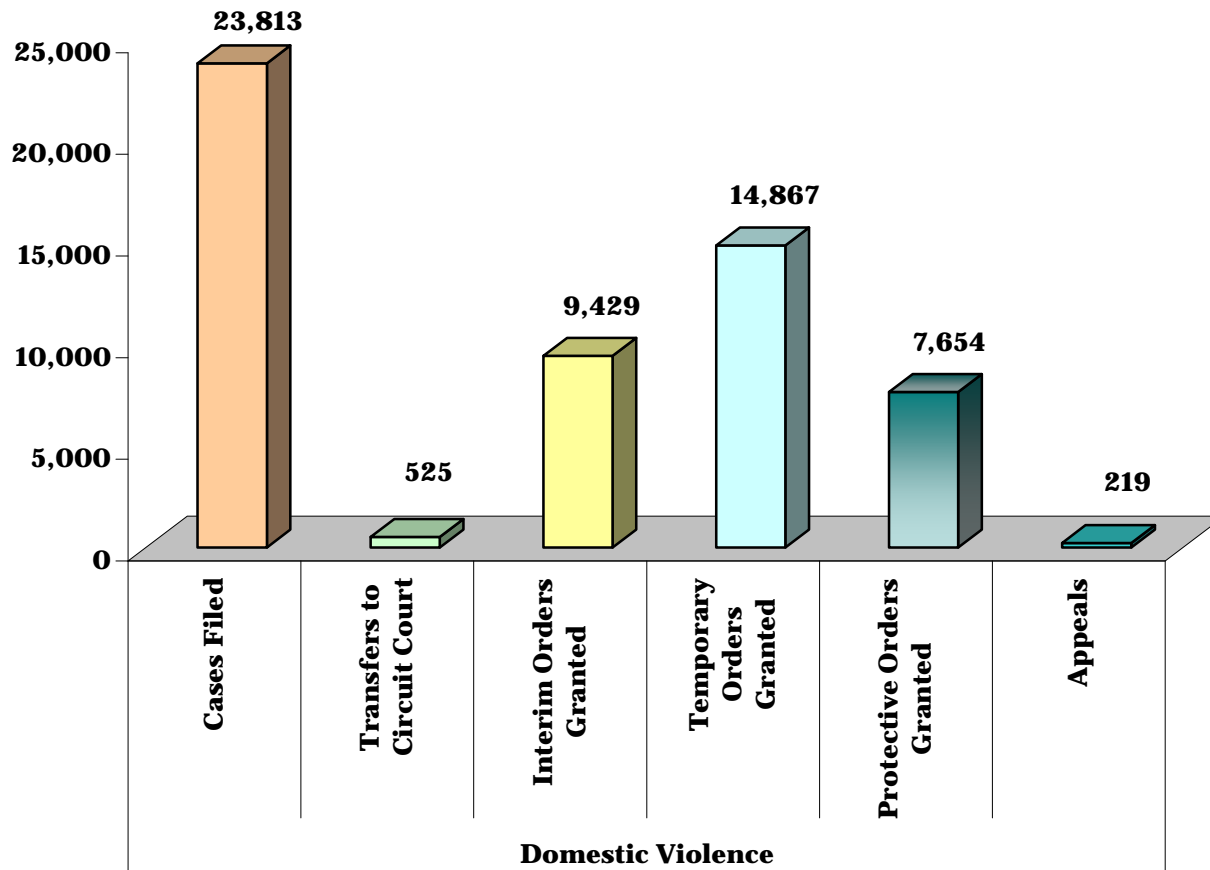




**CHART DC-10.1.13  
DISTRICT COURT**

**STATE TOTAL:  
DOMESTIC VIOLENCE DISPOSITIONS**

**Fiscal Year 2006**

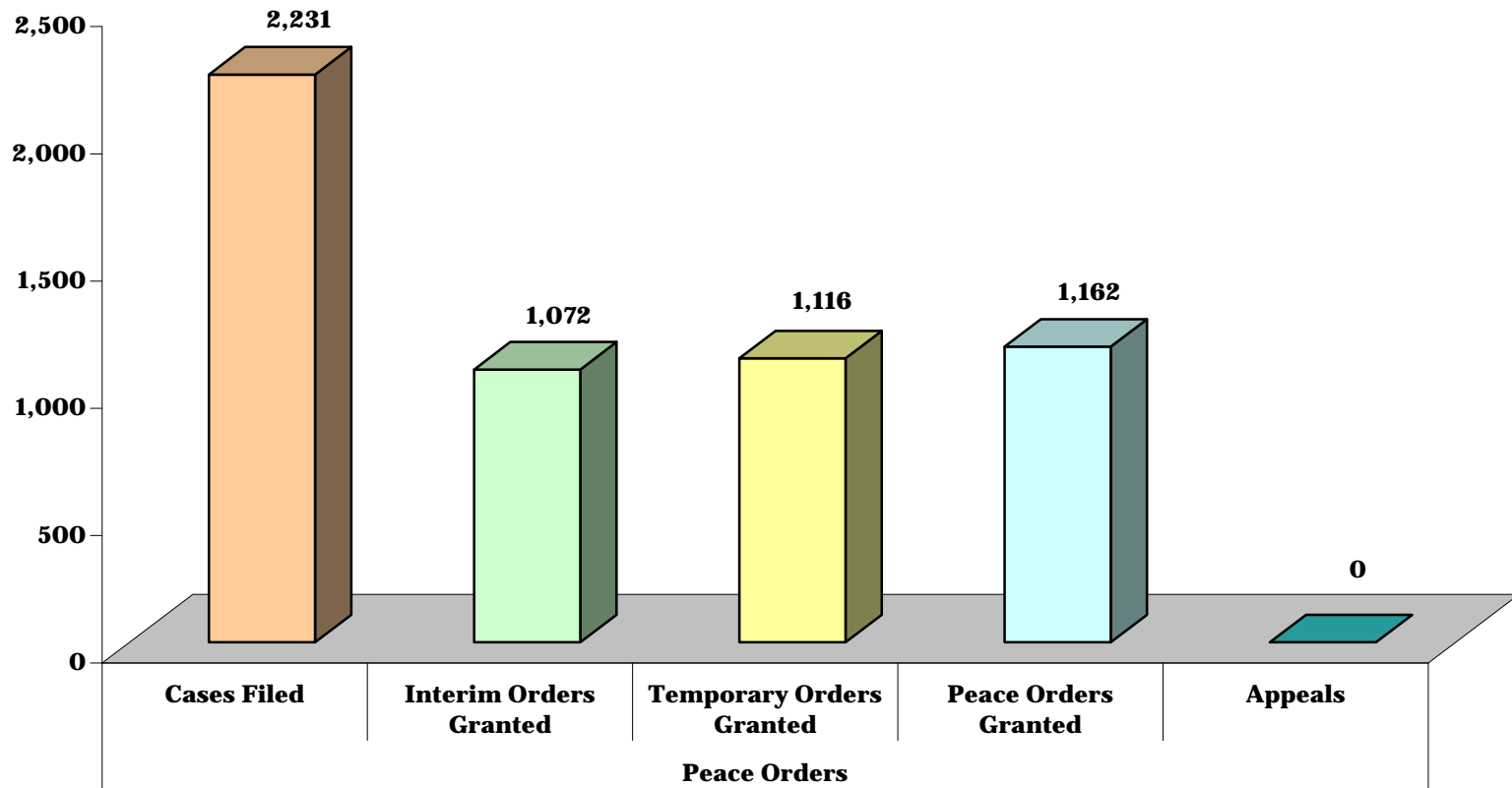


**CHART DC-10.2.1  
DISTRICT COURT**

**DISTRICT 1 - Baltimore City**

**PEACE ORDER DISPOSITIONS**

**Fiscal Year 2006**

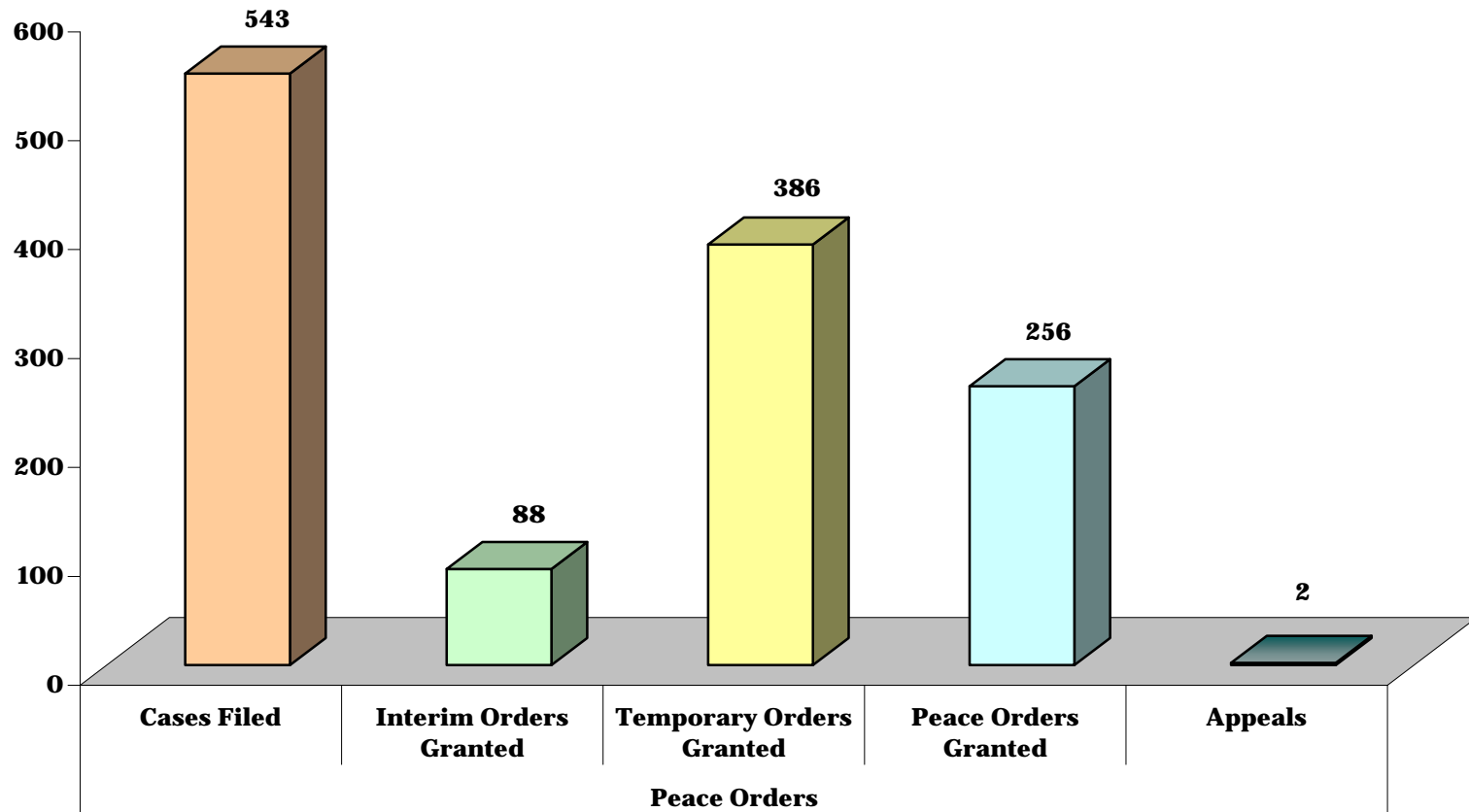


**CHART DC-10.2.2  
DISTRICT COURT**

**DISTRICT 2 - Dorchester, Somerset, Wicomico and Worcester Counties**

**PEACE ORDER DISPOSITIONS**

**Fiscal Year 2006**

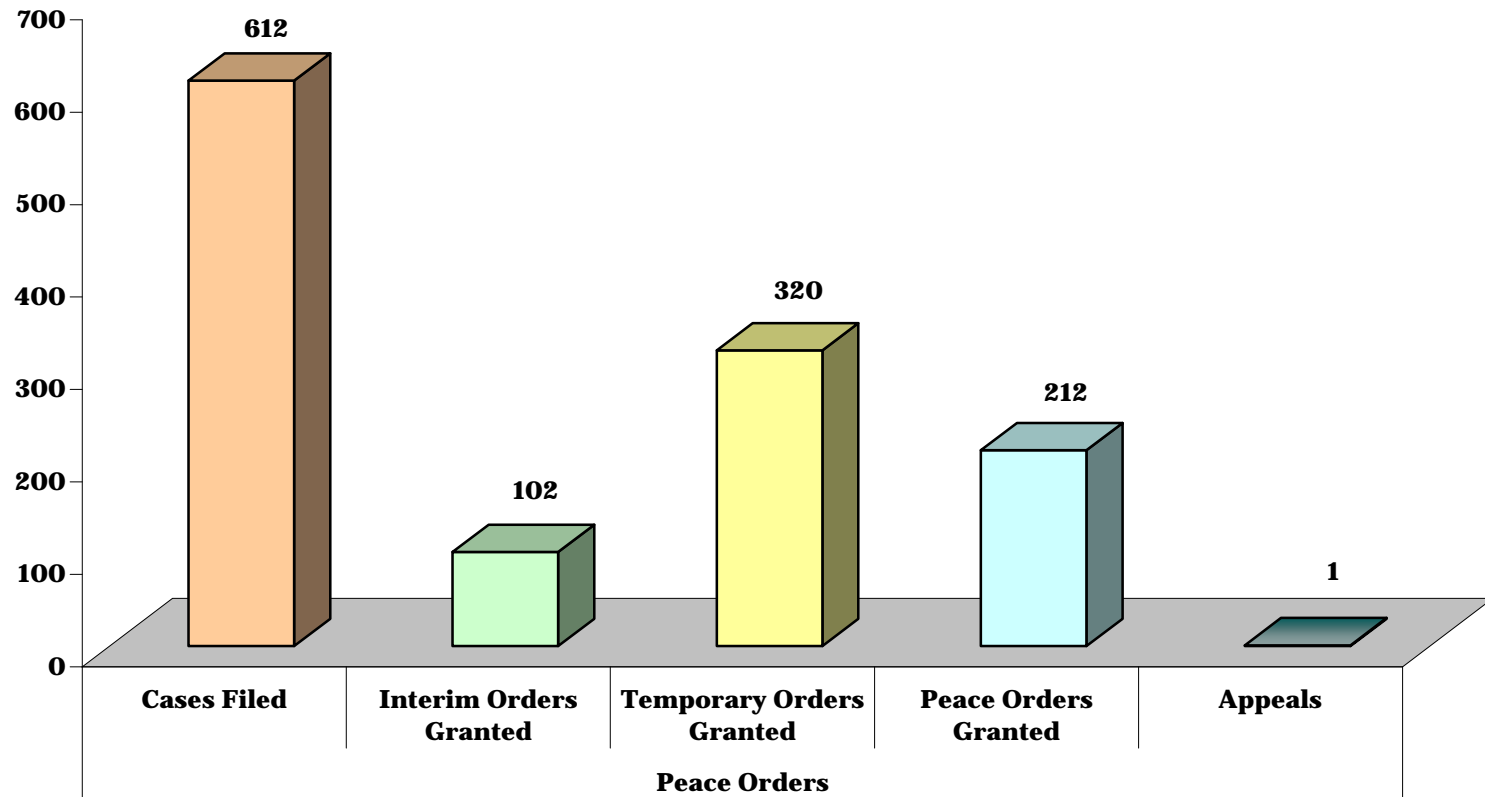


**CHART DC-10.2.3  
DISTRICT COURT**

**DISTRICT 3 - Caroline, Cecil, Kent, Queen Anne's and Talbot Counties**

**PEACE ORDER DISPOSITIONS**

**Fiscal Year 2006**

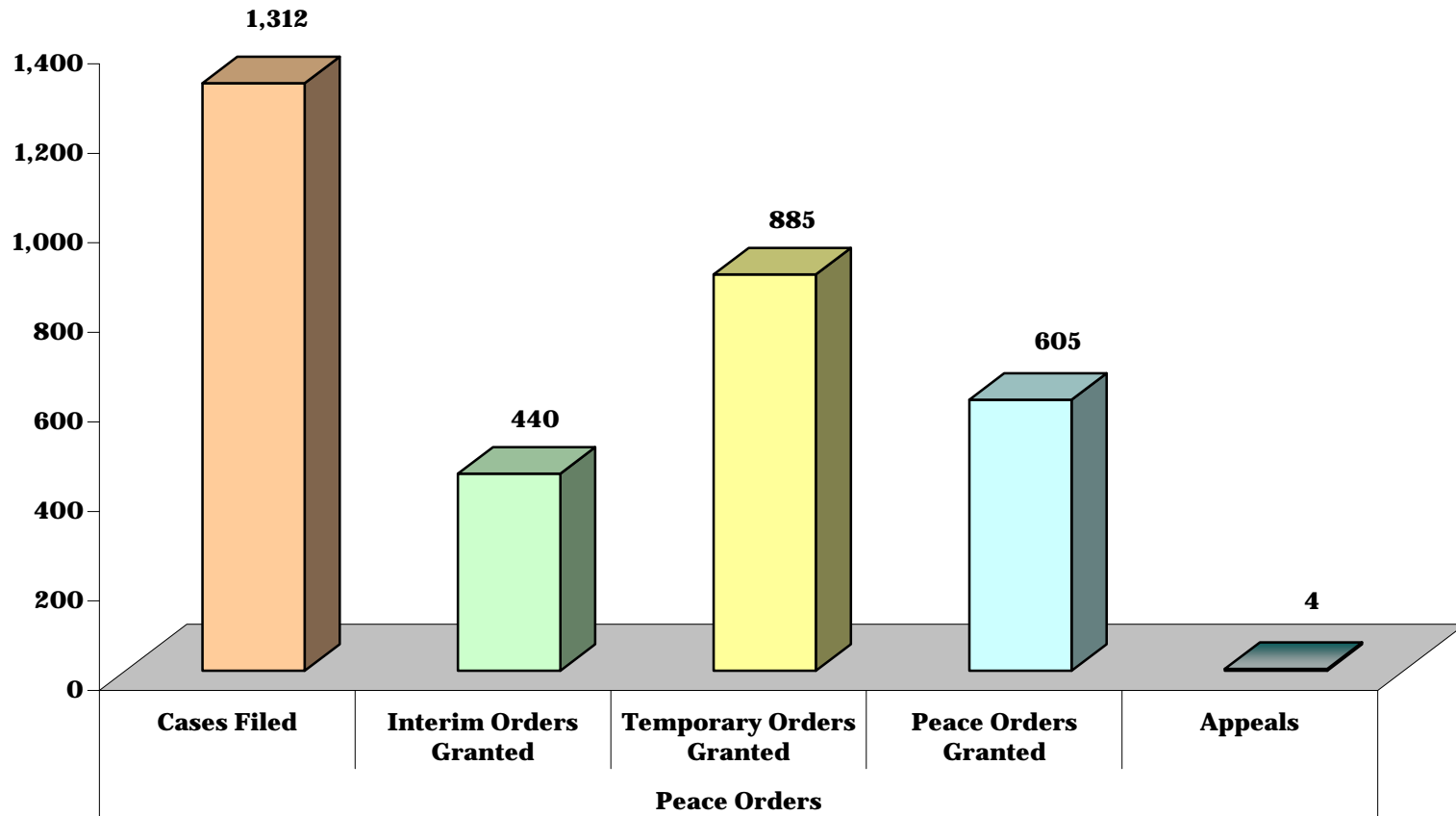


**CHART DC-10.2.4  
DISTRICT COURT**

**DISTRICT 4 - Calvert, Charles and St. Mary's Counties**

**PEACE ORDER DISPOSITIONS**

**Fiscal Year 2006**

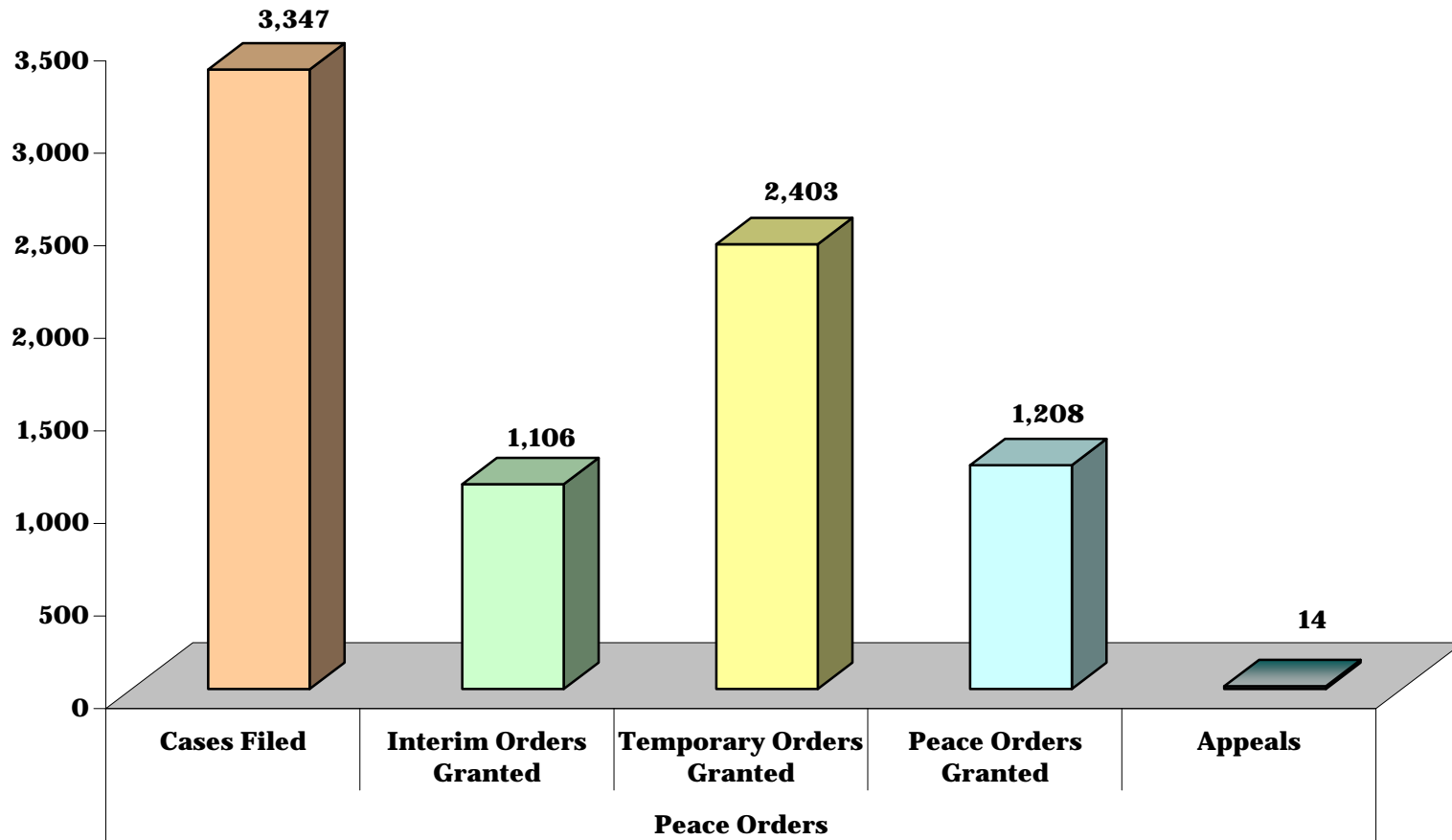


**CHART DC-10.2.5  
DISTRICT COURT**

**DISTRICT 5 - Prince George's County**

**PEACE ORDER DISPOSITIONS**

**Fiscal Year 2006**

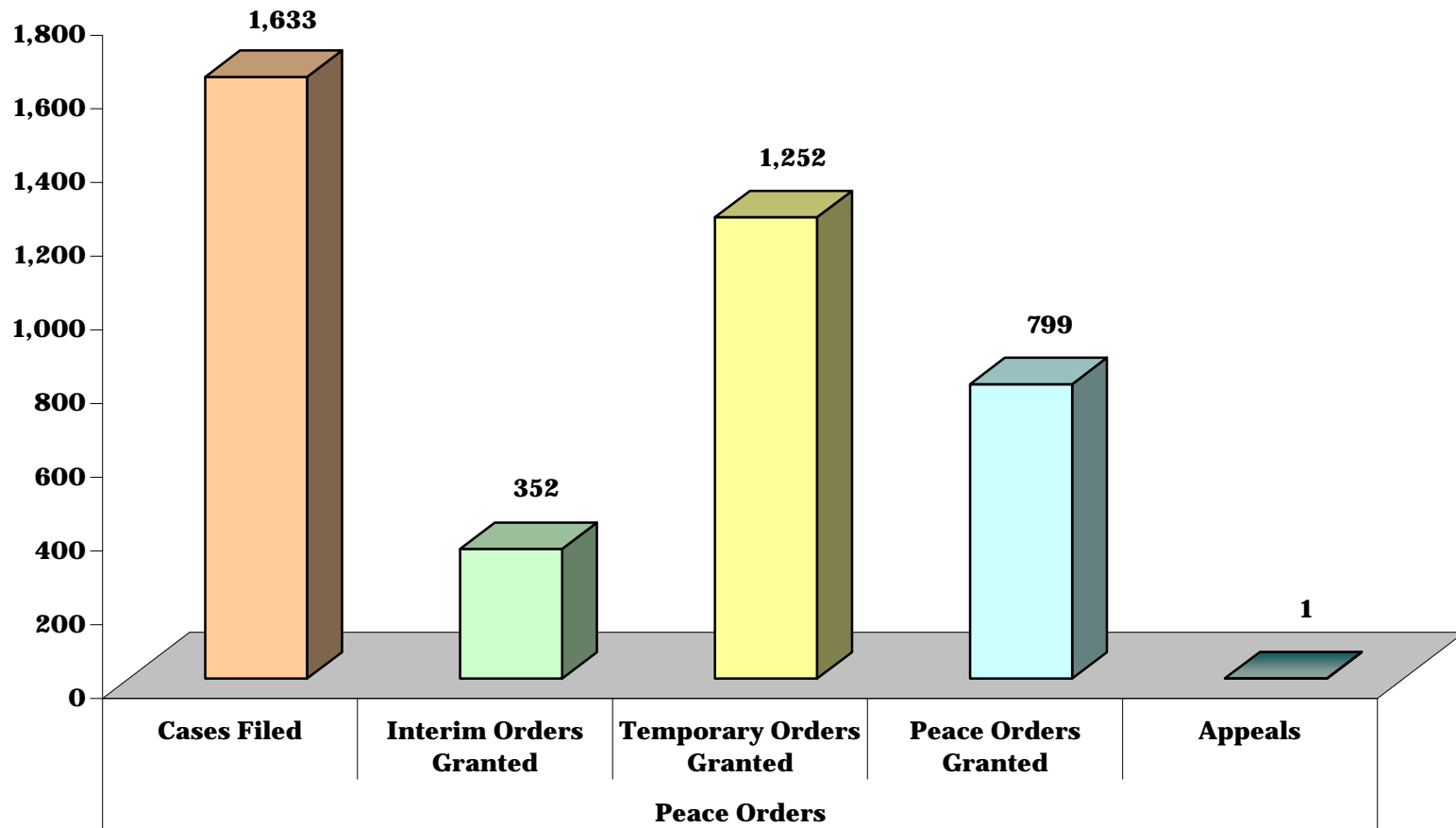


**CHART DC-10.2.6  
DISTRICT COURT**

**DISTRICT 6 - Montgomery County**

**PEACE ORDER DISPOSITIONS**

**Fiscal Year 2006**

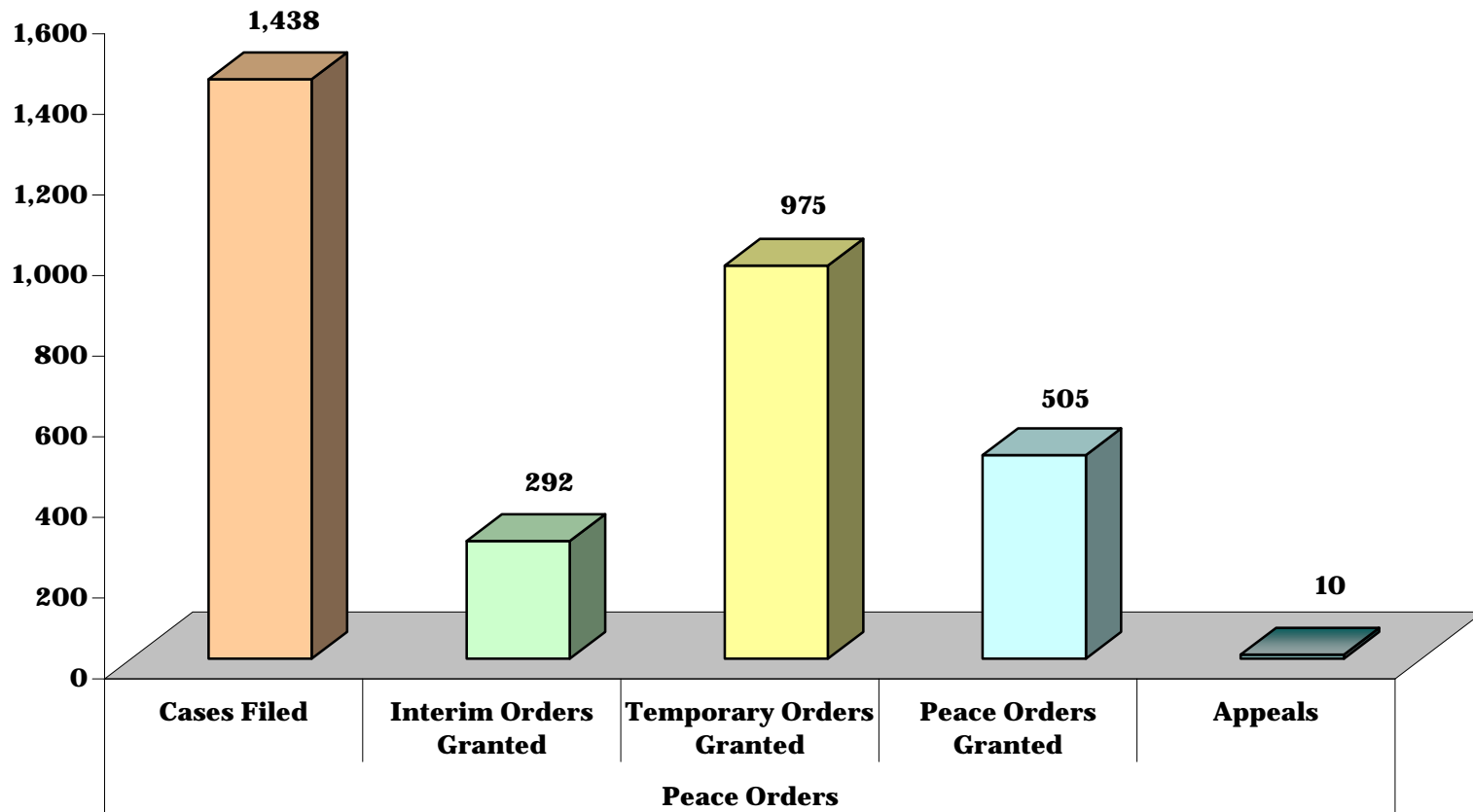


**CHART DC-10.2.7  
DISTRICT COURT**

**DISTRICT 7 - Anne Arundel County**

**PEACE ORDER DISPOSITIONS**

**Fiscal Year 2006**

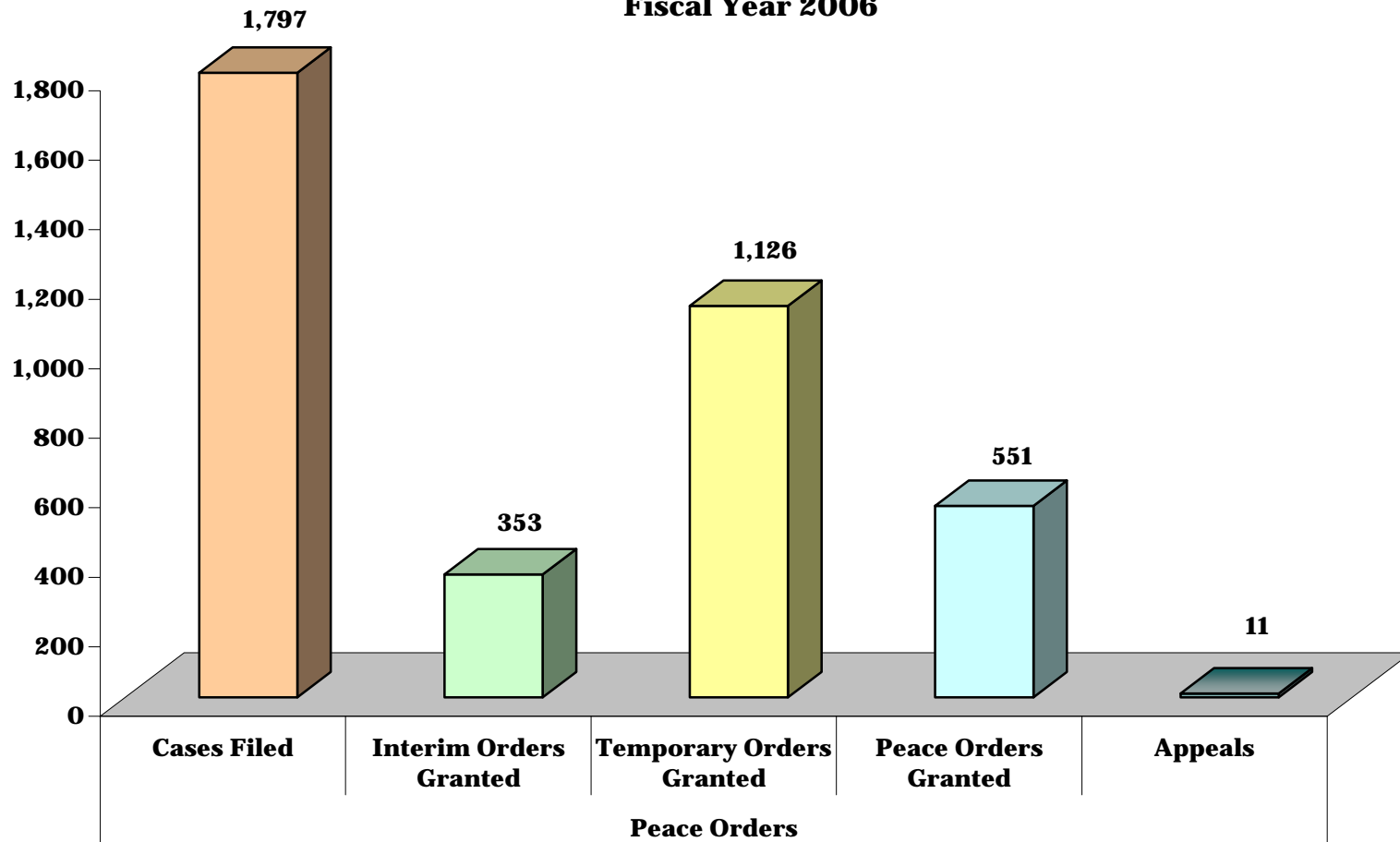




**CHART DC-10.2.8  
DISTRICT COURT**

**DISTRICT 8 - Baltimore County  
PEACE ORDER DISPOSITIONS**

**Fiscal Year 2006**

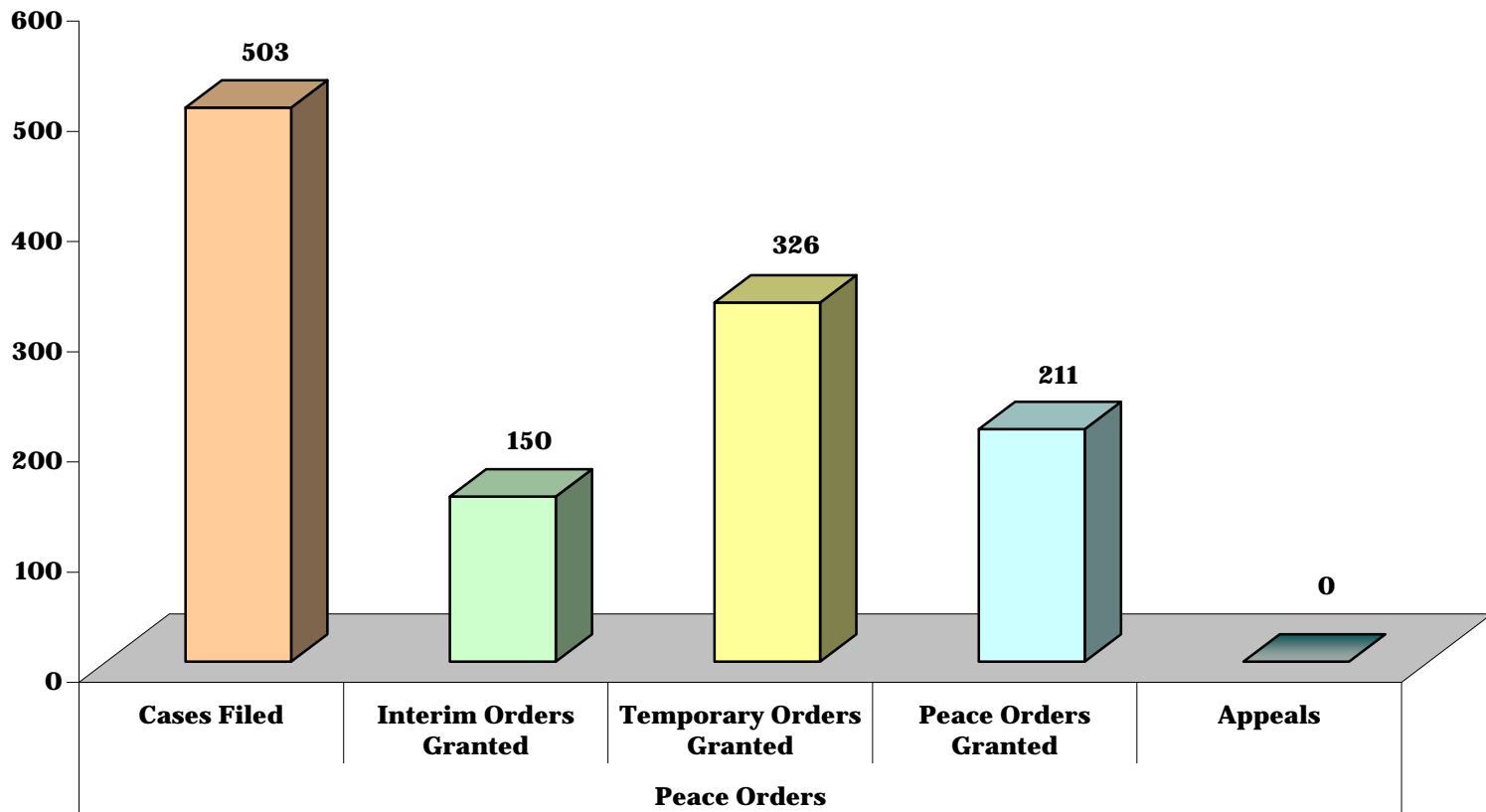


**CHART DC-10.2.9  
DISTRICT COURT**

**DISTRICT 9 - Harford County**

**PEACE ORDER DISPOSITIONS**

**Fiscal Year 2006**

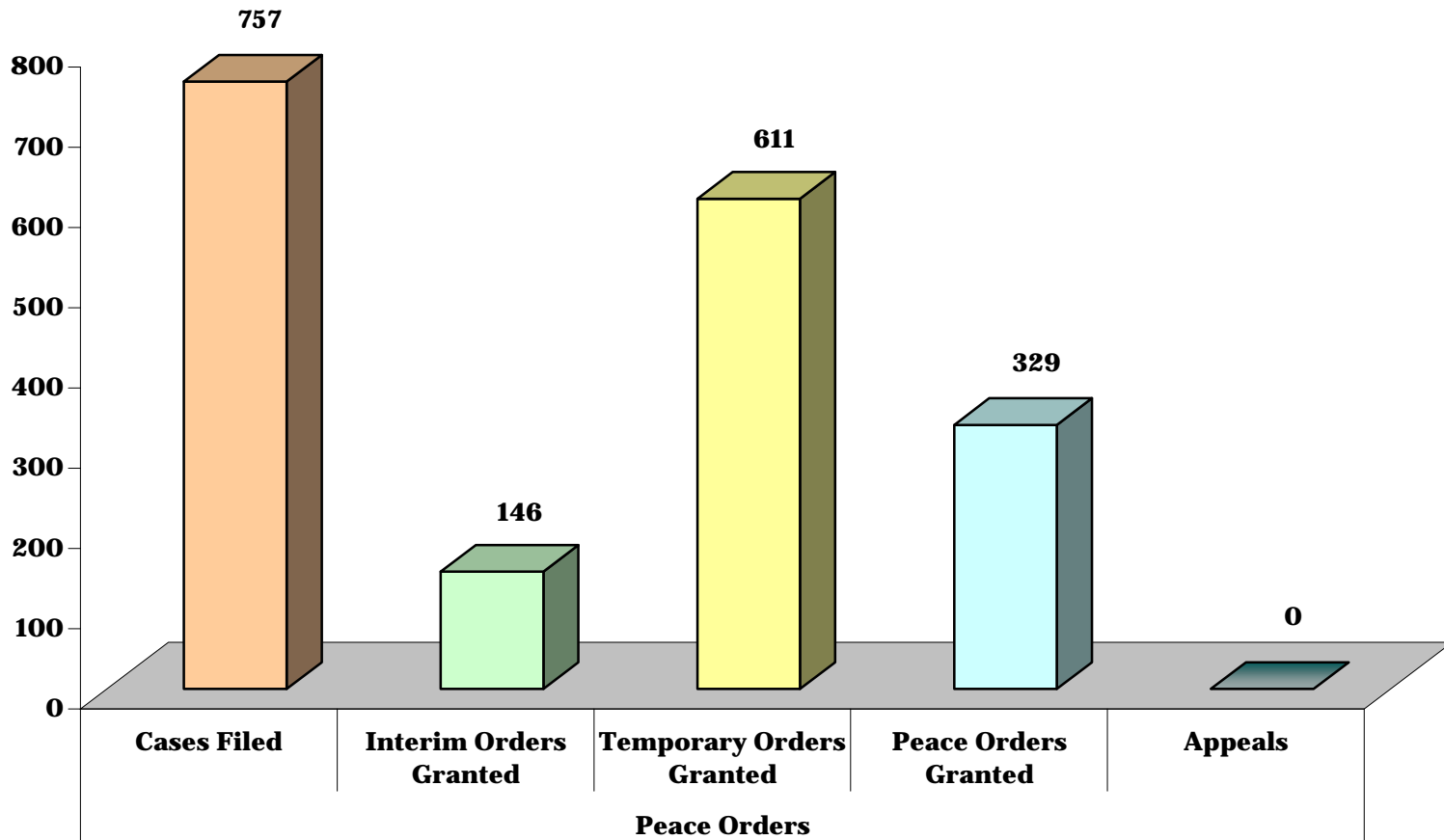


**CHART DC-10.2.10  
DISTRICT COURT**

**DISTRICT 10 - Carroll and Howard Counties**

**PEACE ORDER DISPOSITIONS**

**Fiscal Year 2006**

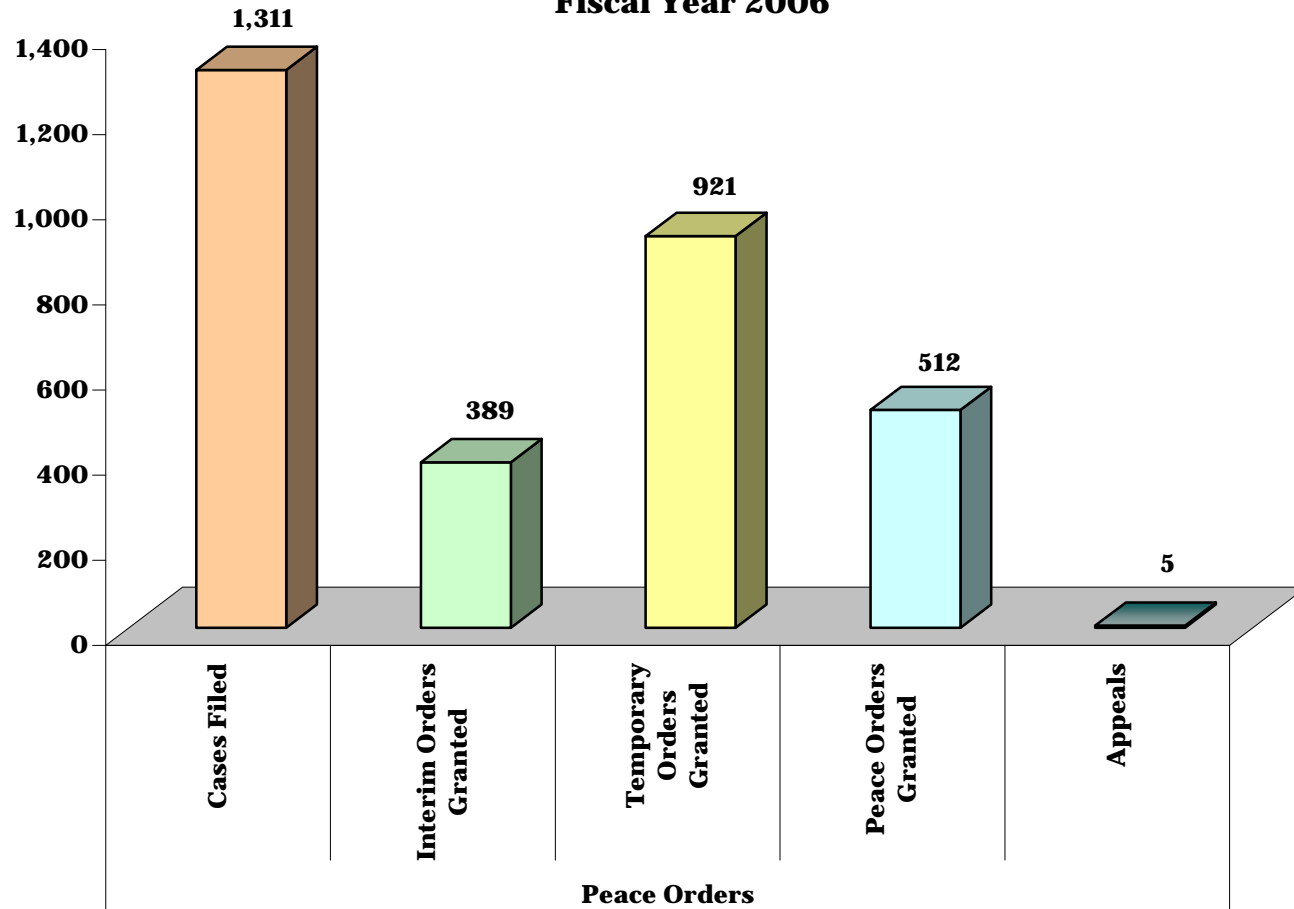


**CHART DC-10.2.11  
DISTRICT COURT**

**DISTRICT 11 - Frederick and Washington Counties**

**PEACE ORDER DISPOSITIONS**

**Fiscal Year 2006**

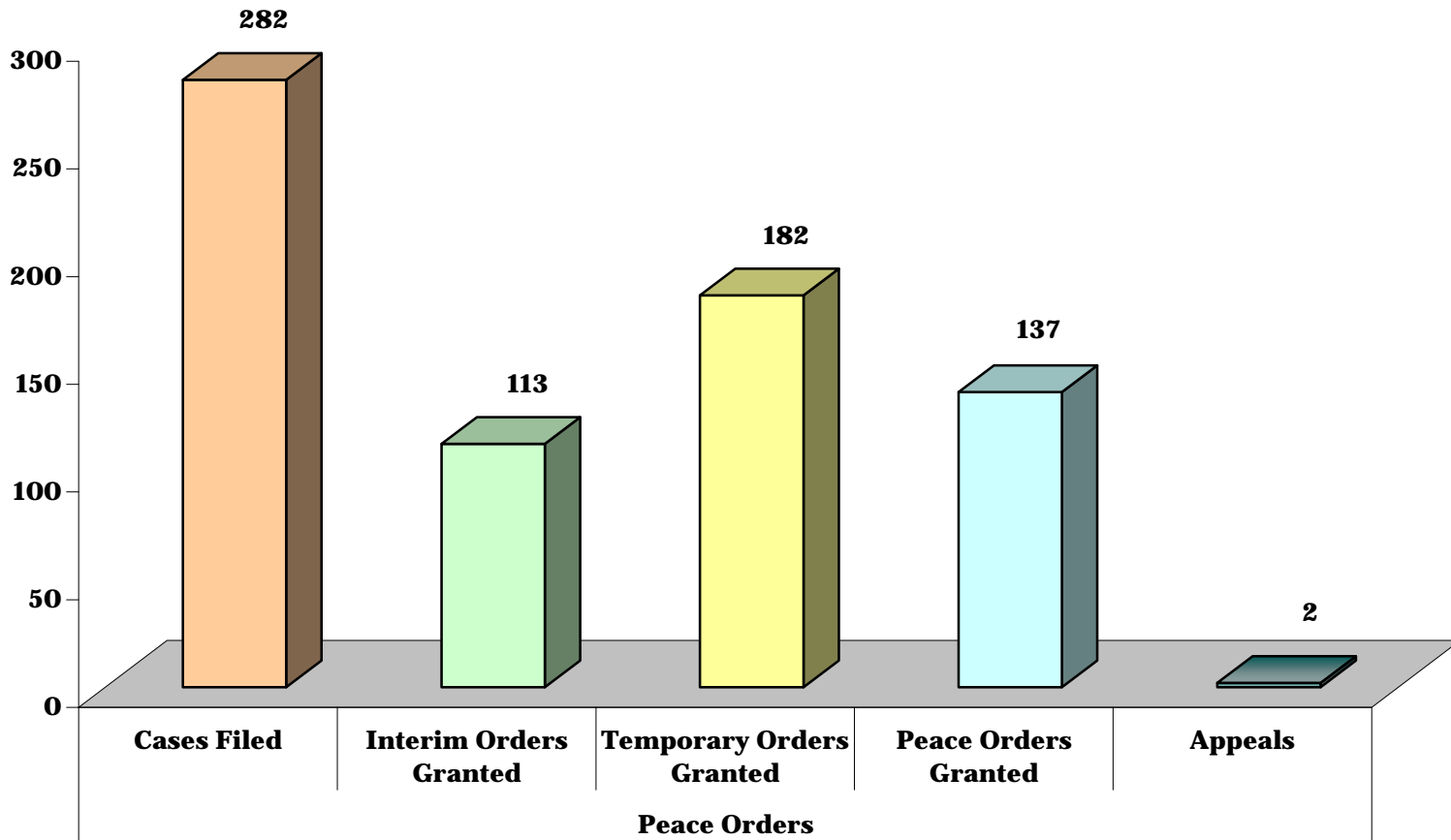


**CHART DC-10.2.12  
DISTRICT COURT**

**DISTRICT 12 - Allegany and Garrett Counties**

**PEACE ORDER DISPOSITIONS**

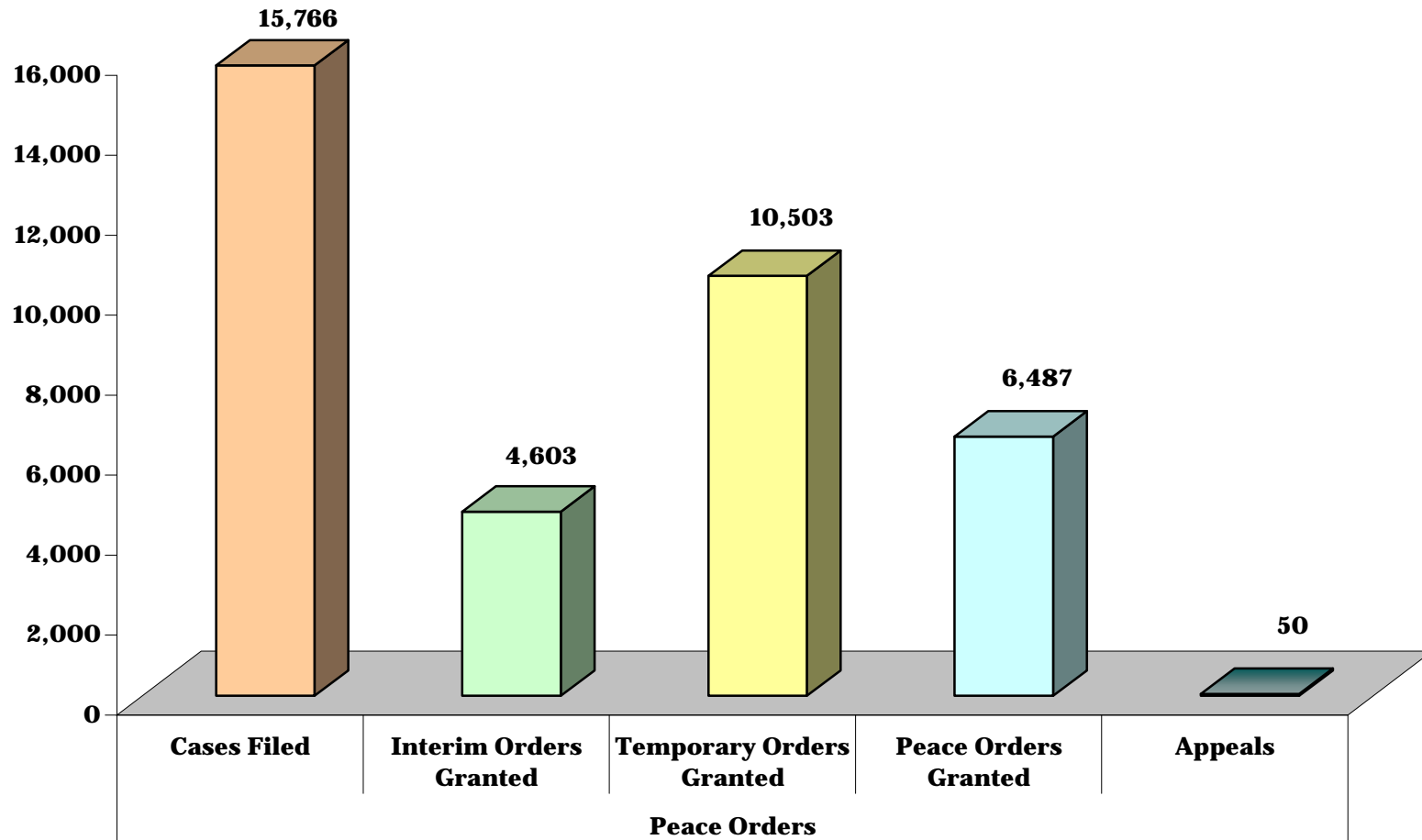
**Fiscal Year 2006**



**CHART DC-10.2.13  
DISTRICT COURT**

**STATE TOTAL:  
PEACE ORDER DISPOSITIONS**

**Fiscal Year 2006**



**TABLE DC-11  
DISTRICT COURT**

**TRAFFIC CASES BY INCIDENT**

**4 Year Comparative Data: Fiscal Years 2003 - 2006**

	<b>2003</b>	<b>2004</b>	<b>2005</b>	<b>2006</b>
<b>District 1</b>	<b>97,297</b>	<b>107,038</b>	<b>107,164</b>	<b>88,768</b>
Baltimore City	97,297	107,038	107,164	88,768
<b>District 2</b>	<b>48,321</b>	<b>69,262</b>	<b>74,752</b>	<b>74,538</b>
Dorchester	6,401	8,740	9,933	11,771
Somerset	8,121	14,518	16,013	17,189
Wicomico	17,380	25,077	25,405	24,141
Worcester	16,419	20,927	23,401	21,437
<b>District 3</b>	<b>54,556</b>	<b>74,078</b>	<b>69,457</b>	<b>70,487</b>
Caroline	5,032	6,447	7,456	8,960
Cecil	24,567	34,553	28,145	28,817
Kent	3,520	3,802	5,290	5,735
Queen Anne's	10,780	18,548	17,252	14,519
Talbot	10,657	10,728	11,314	12,456

	<b>2003</b>	<b>2004</b>	<b>2005</b>	<b>2006</b>
<b>District 4</b>	<b>42,612</b>	<b>58,873</b>	<b>55,673</b>	<b>63,359</b>
Calvert	10,357	13,966	13,464	14,656
Charles	21,780	29,339	26,631	31,276
St. Mary's	10,475	15,568	15,578	17,427
<b>District 5</b>	<b>77,551</b>	<b>81,492</b>	<b>87,550</b>	<b>111,566</b>
Prince George's	77,551	81,492	87,550	111,566
<b>District 6</b>	<b>115,910</b>	<b>135,992</b>	<b>146,469</b>	<b>137,105</b>
Montgomery	115,910	135,992	146,469	137,105

	<b>2003</b>	<b>2004</b>	<b>2005</b>	<b>2006</b>
<b>District 7</b>	<b>64,164</b>	<b>79,471</b>	<b>78,301</b>	<b>85,793</b>
Anne Arundel	64,164	79,471	78,301	85,793
<b>District 8</b>	<b>94,211</b>	<b>111,704</b>	<b>107,573</b>	<b>112,504</b>
Baltimore	94,211	111,704	107,573	112,504
<b>District 9</b>	<b>31,372</b>	<b>35,757</b>	<b>31,052</b>	<b>29,098</b>
Harford	31,372	35,757	31,052	29,098

**TRAFFIC CASES BY INCIDENT, page 2**

	<b>2003</b>	<b>2004</b>	<b>2005</b>	<b>2006</b>
<b>District 10</b>	<b>69,873</b>	<b>80,654</b>	<b>77,756</b>	<b>81,958</b>
Carroll	21,359	33,896	27,938	27,402
Howard	48,514	46,758	49,818	54,556
<b>District 11</b>	<b>56,162</b>	<b>65,327</b>	<b>59,961</b>	<b>52,046</b>
Frederick	36,008	39,932	37,954	32,670
Washington	20,154	25,395	22,007	19,376
<b>District 12</b>	<b>25,983</b>	<b>35,992</b>	<b>33,791</b>	<b>28,893</b>
Allegany	11,558	17,509	15,377	13,607
Garrett	14,425	18,483	18,414	15,286

	<b>2003</b>	<b>2004</b>	<b>2005</b>	<b>2006</b>
<b>State Totals</b>	<b>778,012</b>	<b>935,640</b>	<b>929,499</b>	<b>936,115</b>

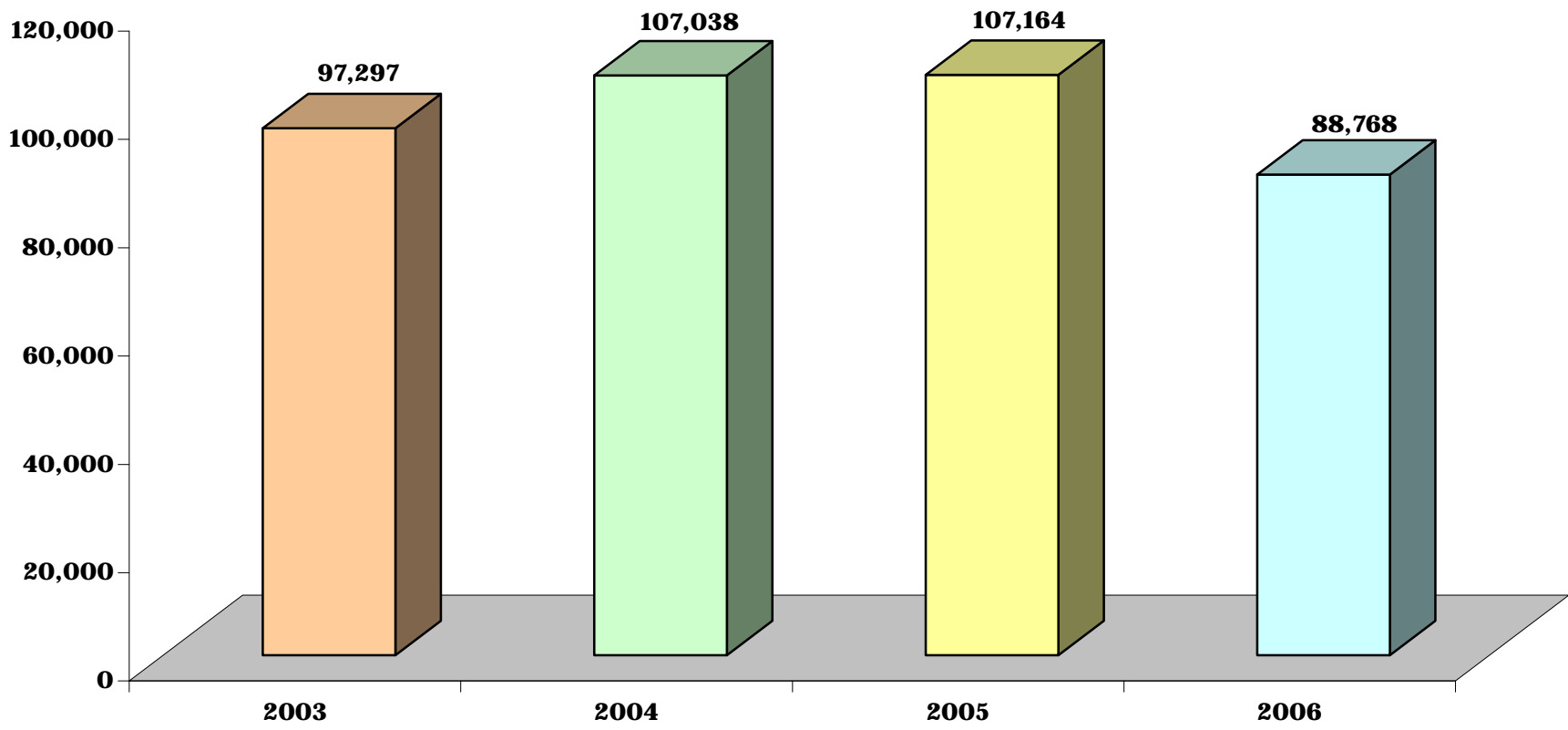


**CHART DC-11.1  
DISTRICT COURT**

**DISTRICT 1 - Baltimore City**

**TRAFFIC CASES BY INCIDENT**

**4 Year Comparative Data: Fiscal Years 2003 - 2006**

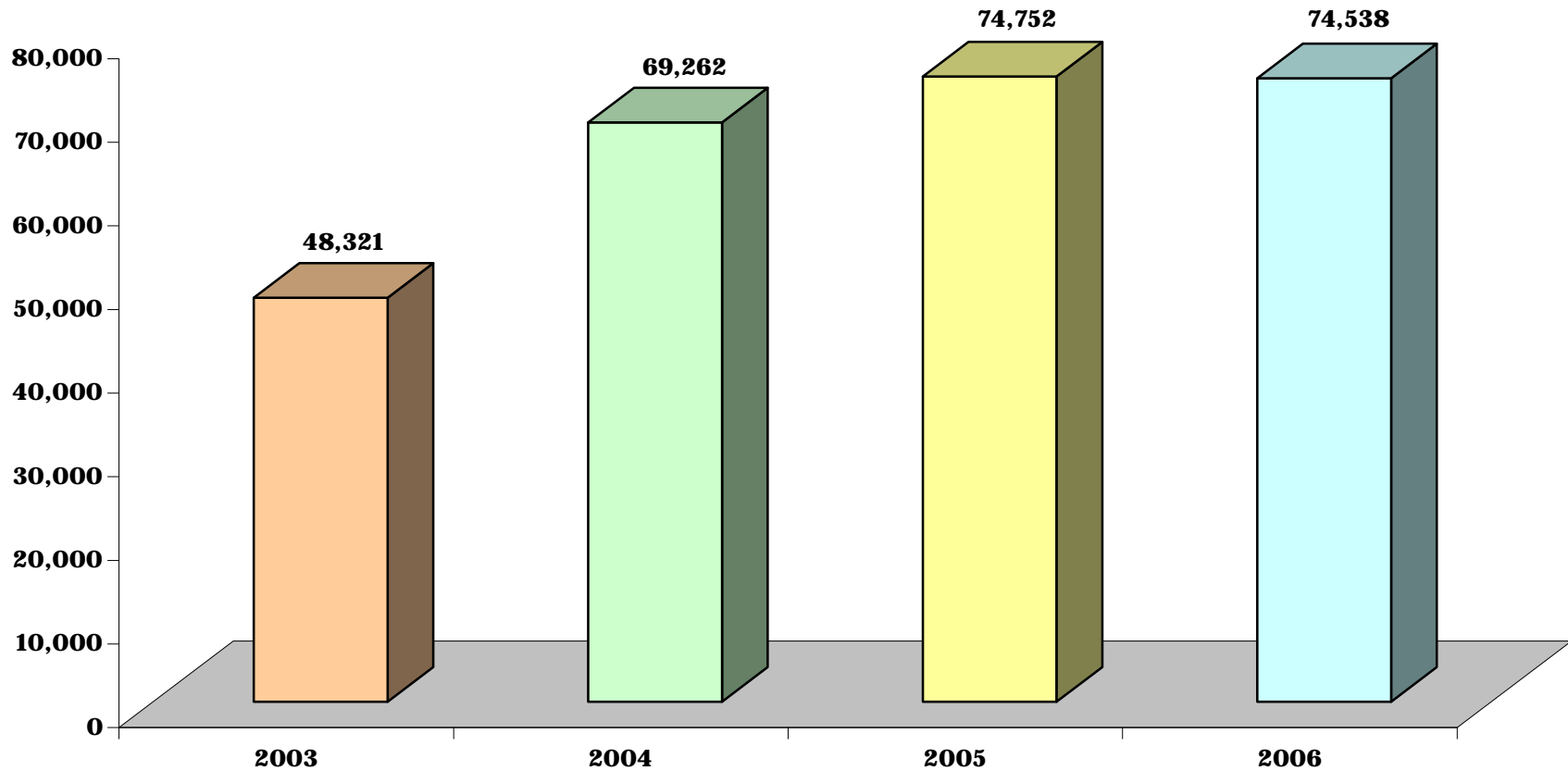


**CHART DC-11.2  
DISTRICT COURT**

**DISTRICT 2 - Dorchester, Somerset, Wicomico and Worcester Counties**

**TRAFFIC CASES BY INCIDENT**

**4 Year Comparative Data: Fiscal Years 2003 - 2006**

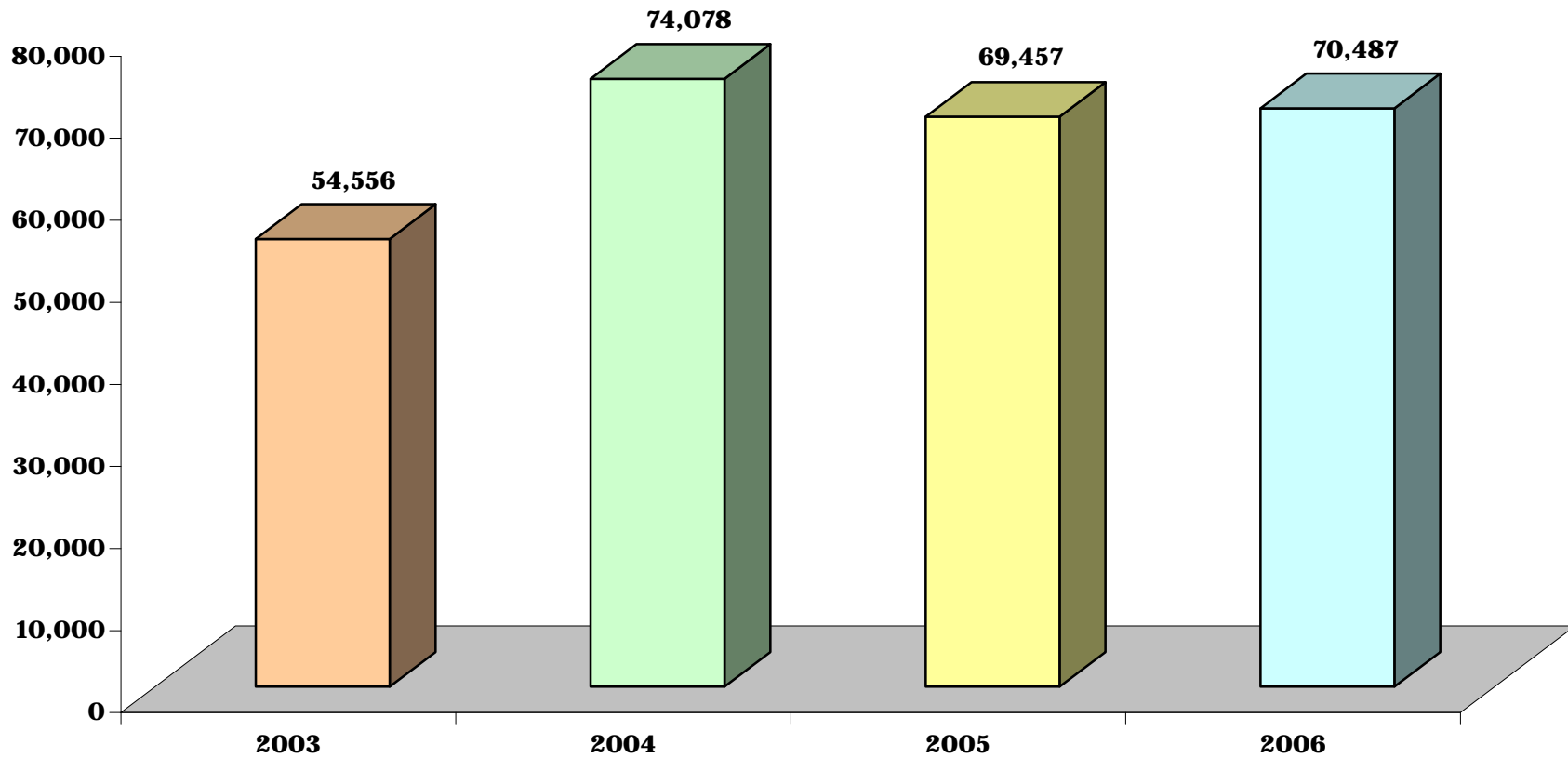


**CHART DC-11.3  
DISTRICT COURT**

**DISTRICT 3 - Caroline, Cecil, Kent, Queen Anne's and Talbot Counties**

**TRAFFIC CASES BY INCIDENT**

**4 Year Comparative Data: Fiscal Years 2003 - 2006**

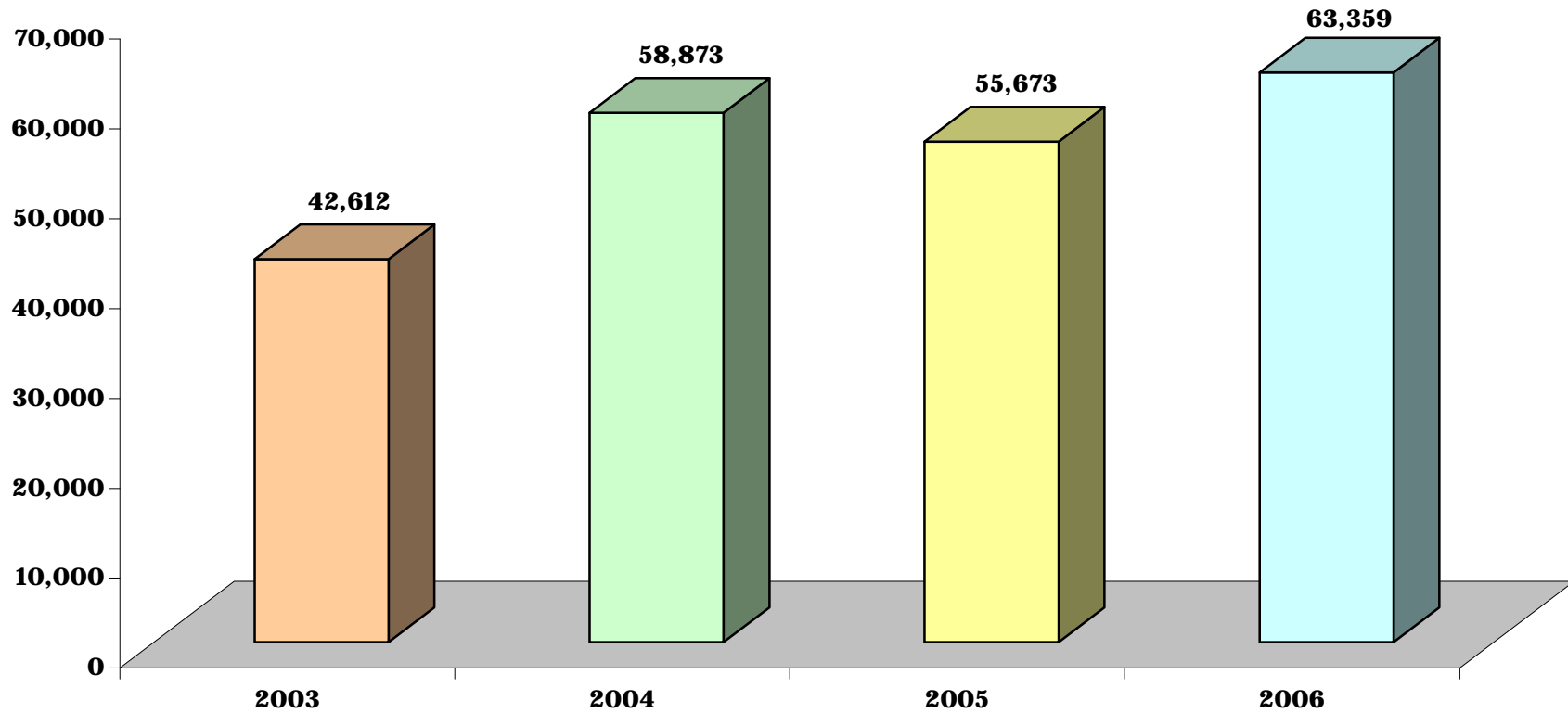


**CHART DC-11.4  
DISTRICT COURT**

**DISTRICT 4 - Calvert, Charles and St. Mary's**

**TRAFFIC CASES BY INCIDENT**

**4 Year Comparative Data: Fiscal Years 2003 - 2006**

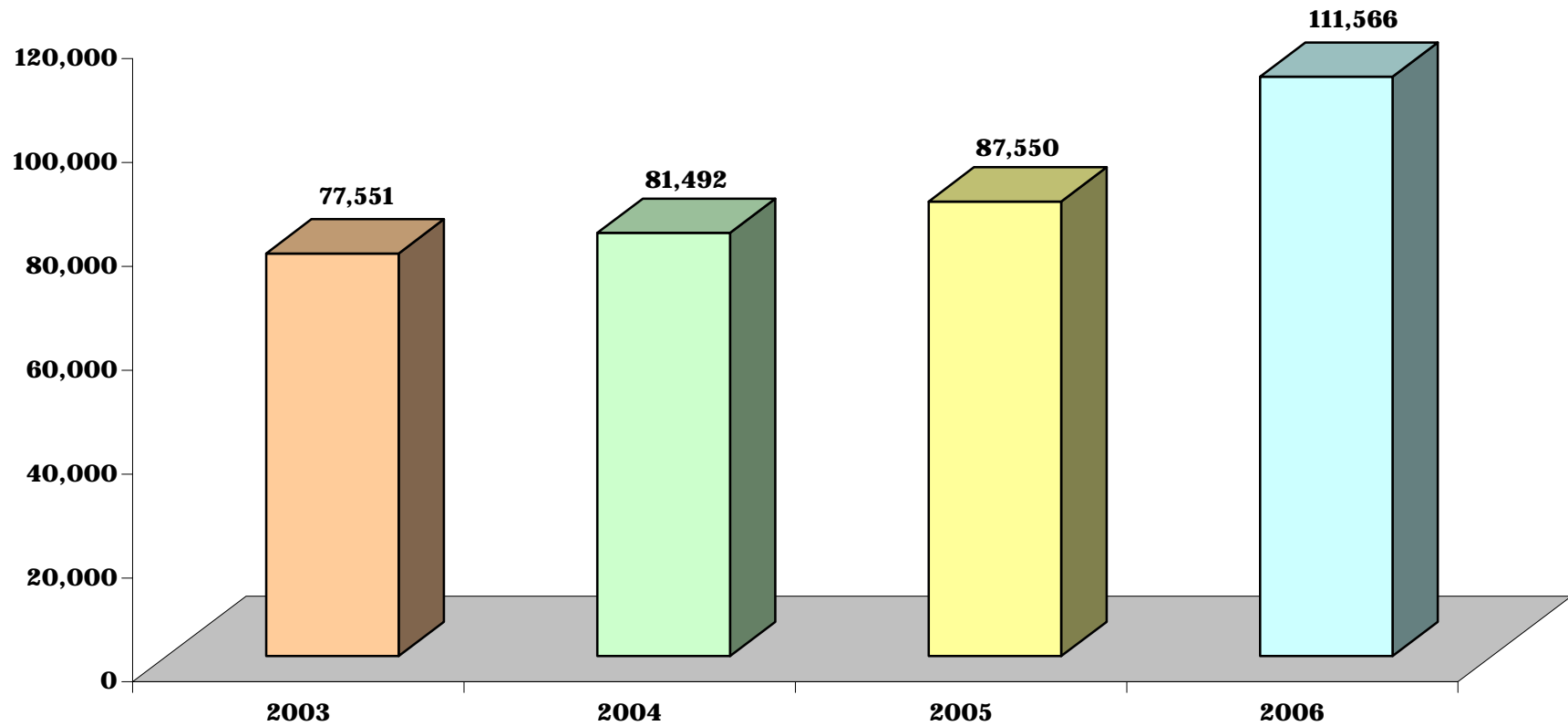


**CHART DC-11.5  
DISTRICT COURT**

**DISTRICT 5 - Prince George's County**

**TRAFFIC CASES BY INCIDENT**

**4 Year Comparative Data: Fiscal Years 2003 - 2006**

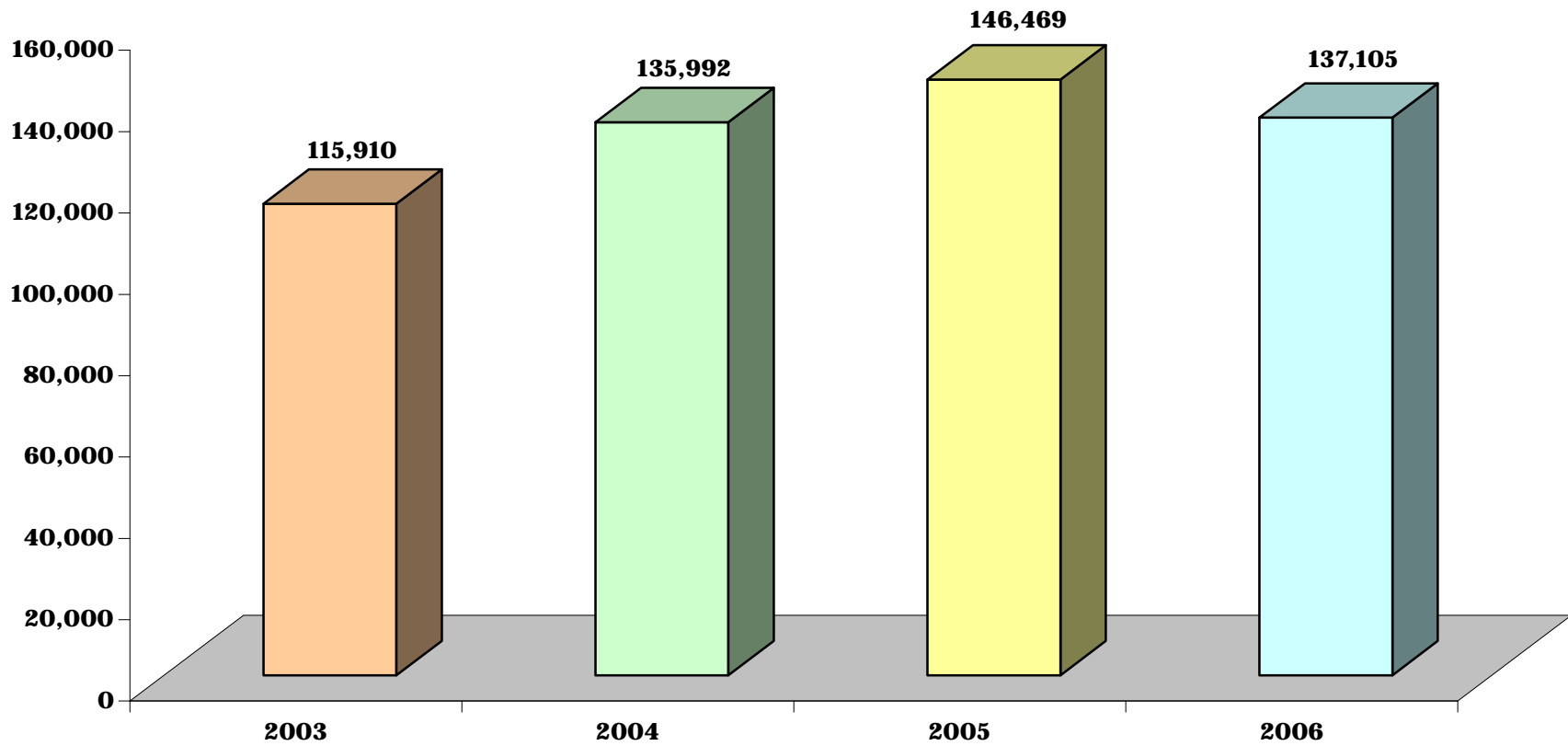


**CHART DC-11.6  
DISTRICT COURT**

**DISTRICT 6 - Montgomery**

**TRAFFIC CASES BY INCIDENT**

**4 Year Comparative Data: Fiscal Years 2003 - 2006**

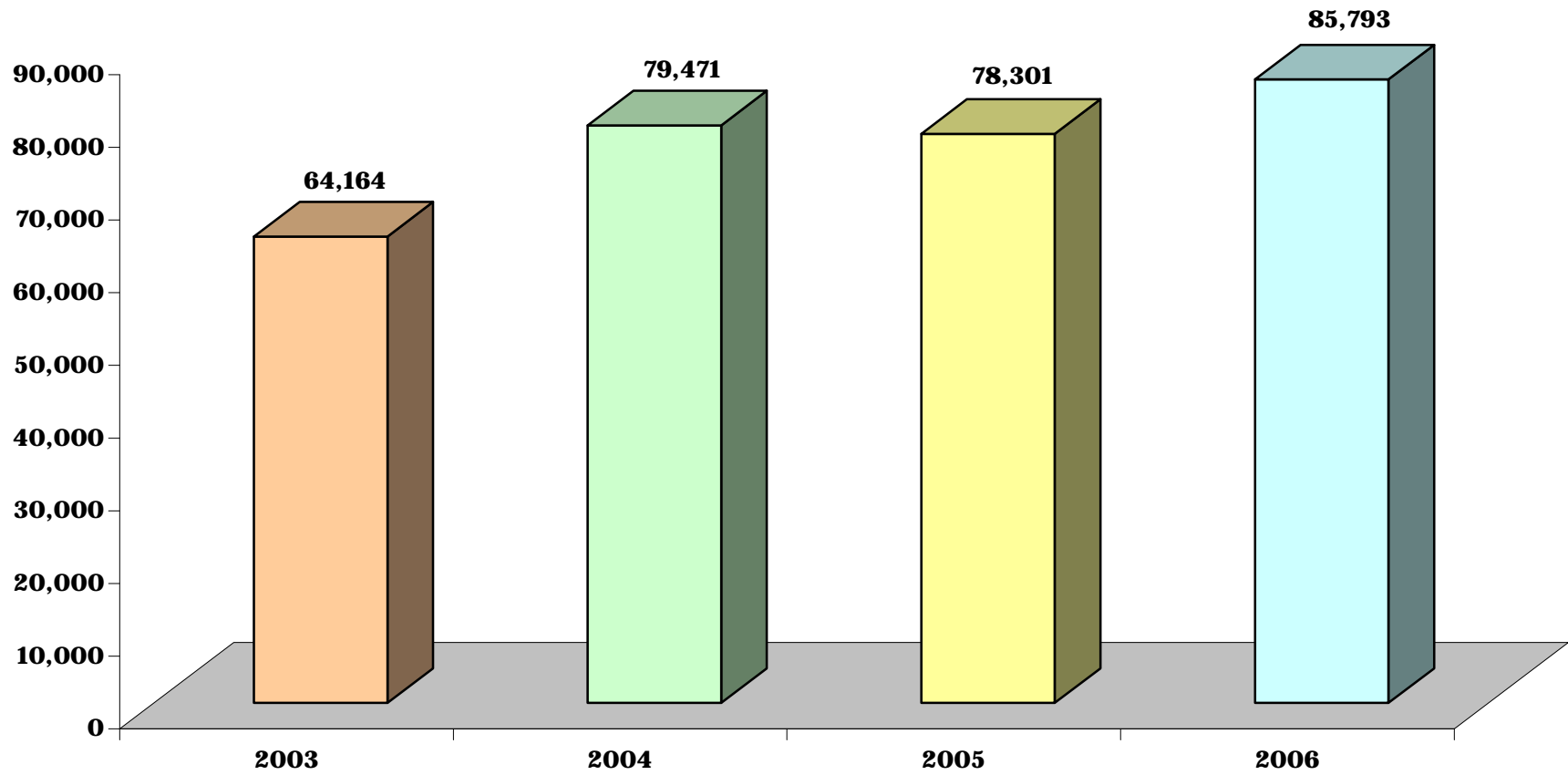


**CHART DC-11.7  
DISTRICT COURT**

**DISTRICT 7 - Anne Arundel**

**TRAFFIC CASES BY INCIDENT**

**4 Year Comparative Data: Fiscal Years 2003 - 2006**

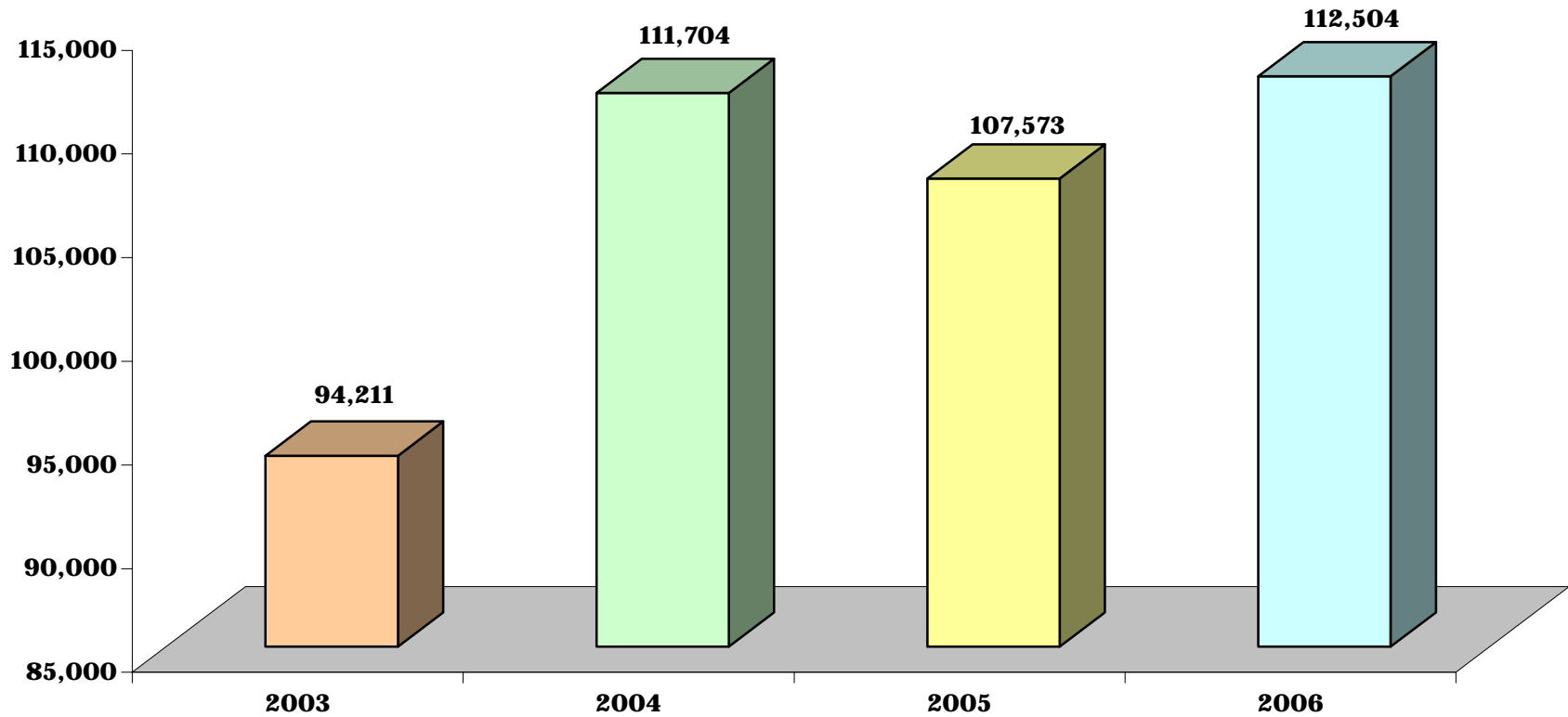


**CHART DC-11.8  
DISTRICT COURT**

**DISTRICT 8 - Baltimore County**

**TRAFFIC CASES BY INCIDENT**

**4 Year Comparative Data: Fiscal Years 2003 - 2006**



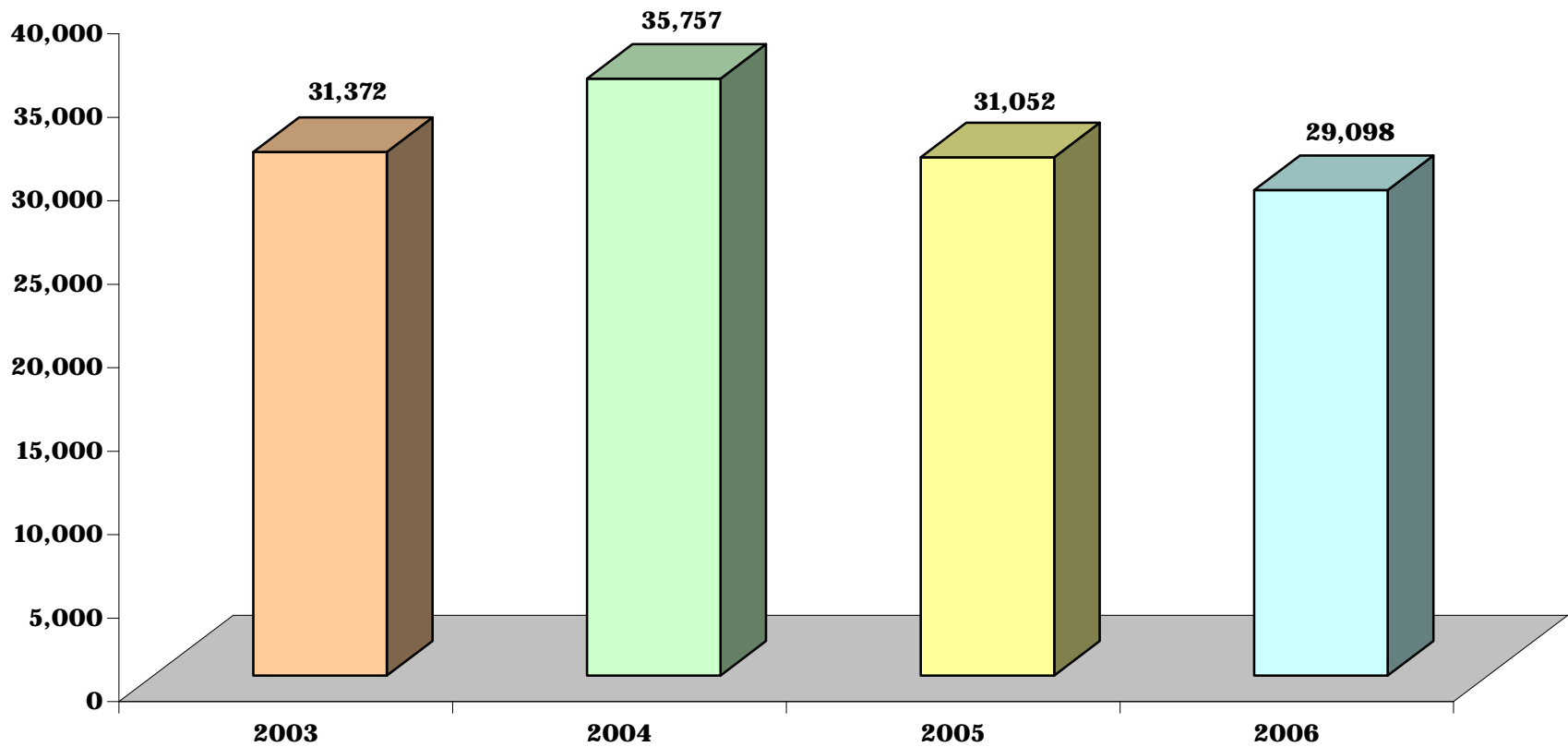


**CHART DC-11.9  
DISTRICT COURT**

**DISTRICT 9 - Harford County**

**TRAFFIC CASES BY INCIDENT**

**4 Year Comparative Data: Fiscal Years 2003 - 2006**

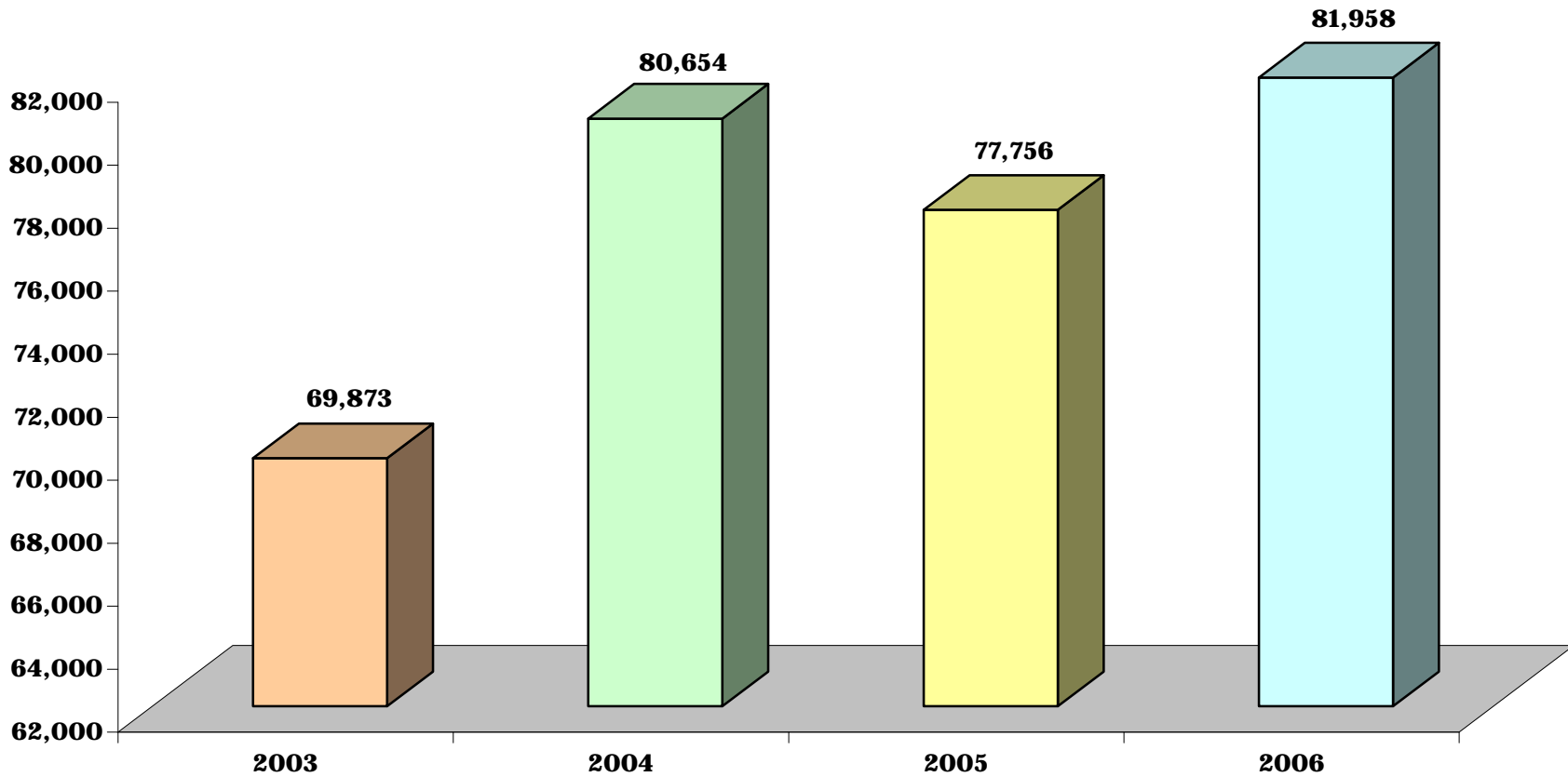


**CHART DC-11.10  
DISTRICT COURT**

**DISTRICT 10 - Carroll and Howard Counties**

**TRAFFIC CASES BY INCIDENT**

**4 Year Comparative Data: Fiscal Years 2003 - 2006**

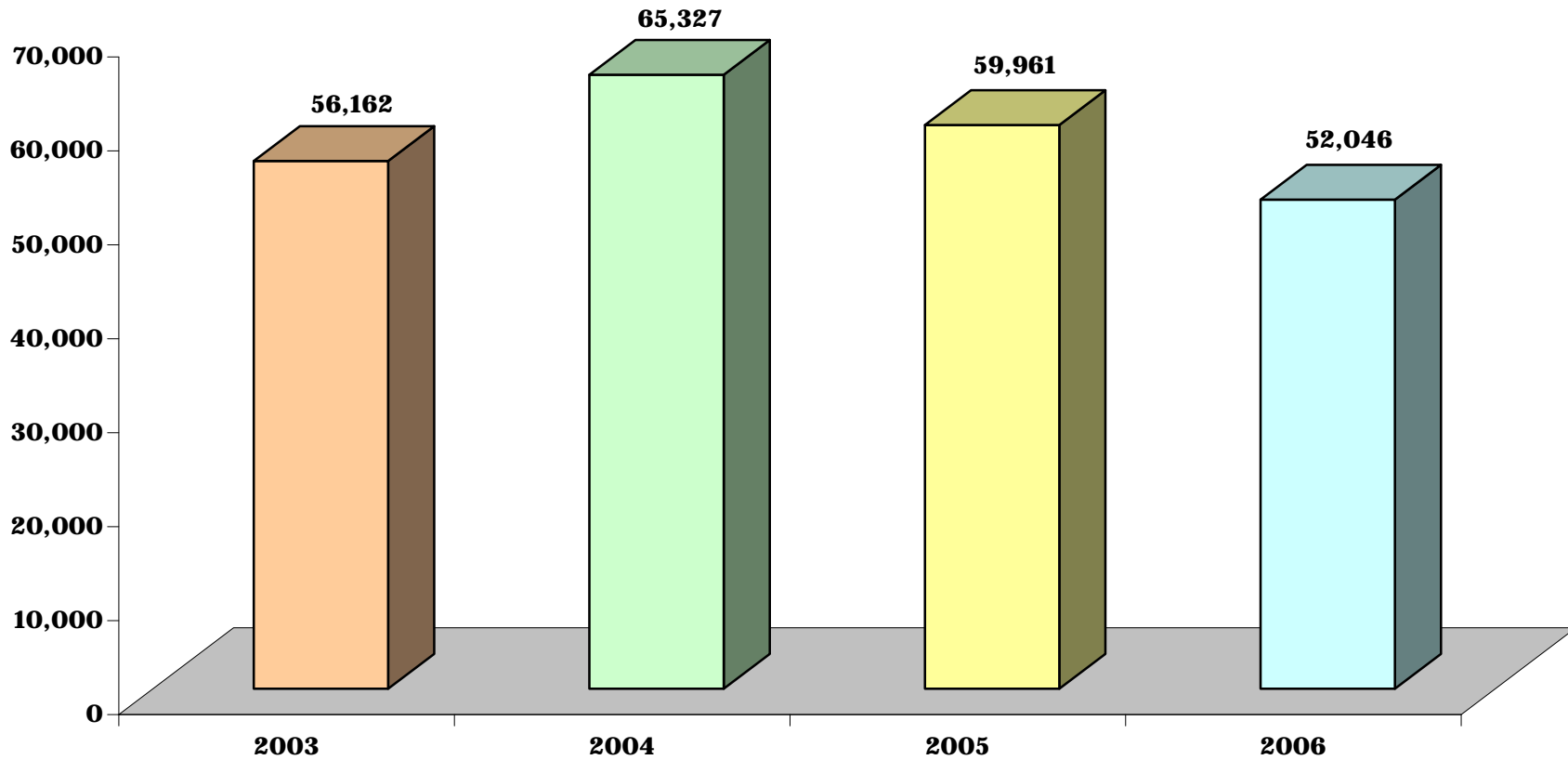


**CHART DC-11.11  
DISTRICT COURT**

**DISTRICT 11 - Frederick and Washington Counties**

**TRAFFIC CASES BY INCIDENT**

**4 Year Comparative Data: Fiscal Years 2003 - 2006**

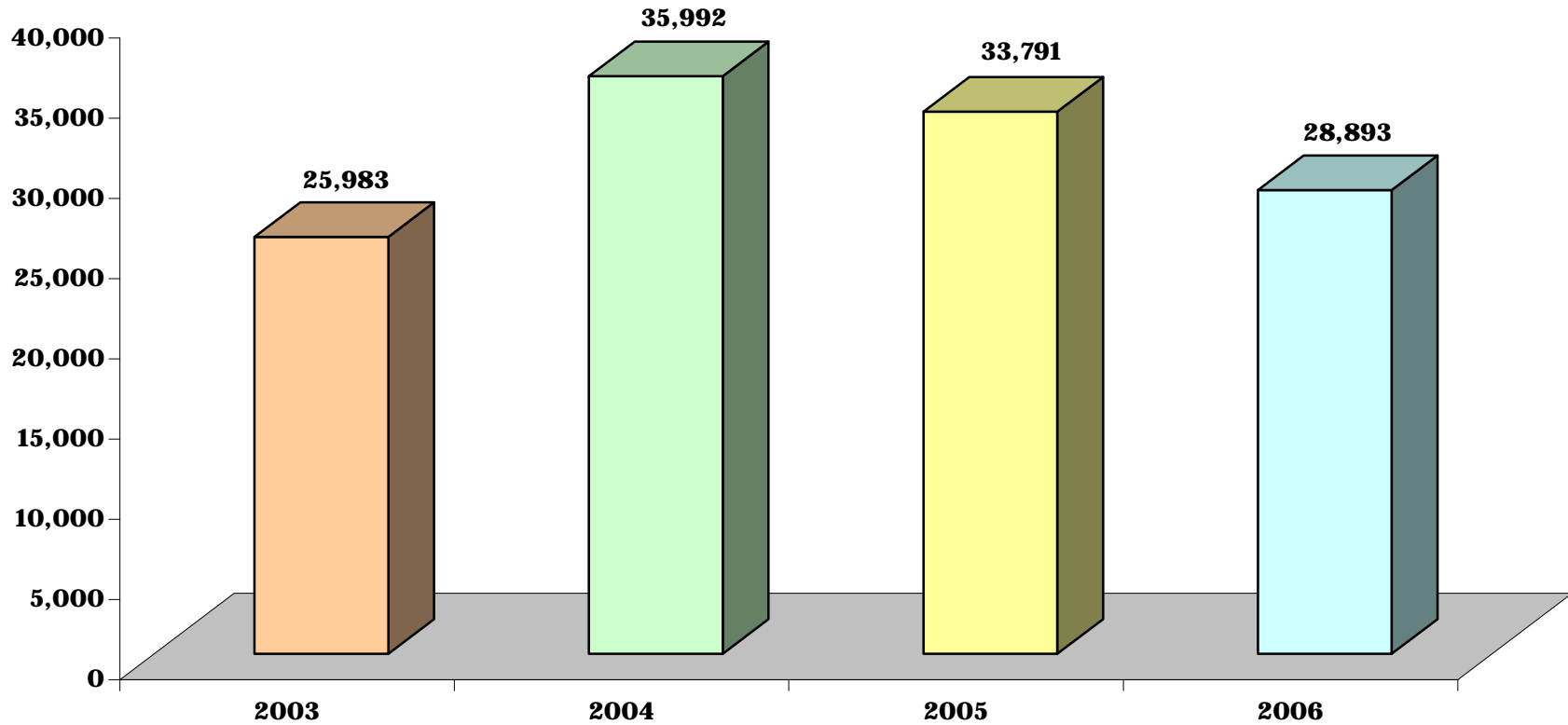


**CHART DC-11.12  
DISTRICT COURT**

**DISTRICT 12 - Allegany and Garrett County**

**TRAFFIC CASES BY INCIDENT**

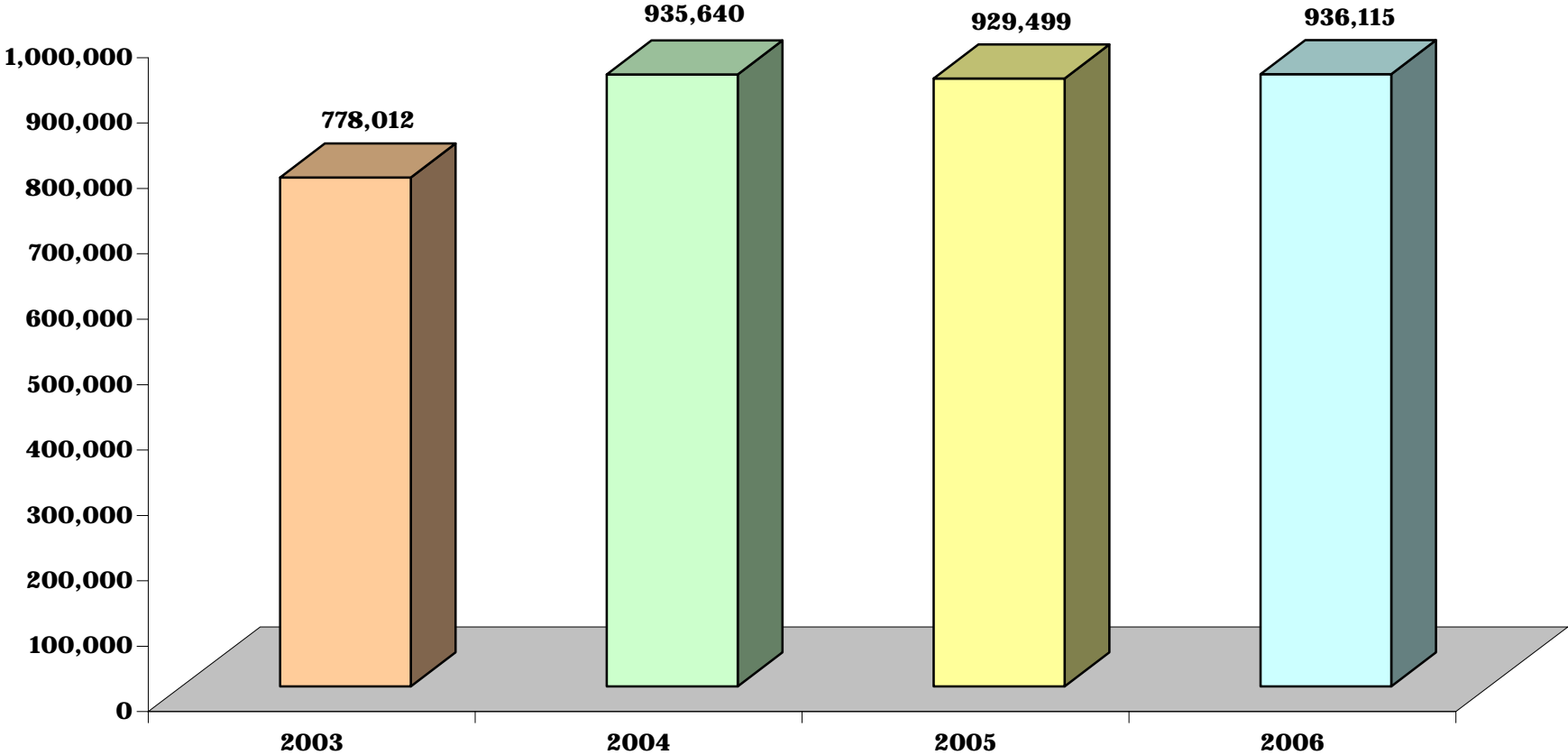
**4 Year Comparative Data: Fiscal Years 2003 - 2006**



**CHART DC-11.13  
DISTRICT COURT**

**STATE TOTAL: TRAFFIC CASES BY INCIDENT**

**4 Year Comparative Data: Fiscal Years 2003 - 2006**



**TABLE DC-12  
DISTRICT COURT**

**CIVIL COMPLAINTS FILED AND TERMINATED\***

**4 Year Comparative Data: Fiscal Years 2003 - 2006**

	2003		2004		2005		2006	
	Filed	Terminated	Filed	Terminated	Filed	Terminated	Filed	Terminated
<b>District 1</b>	<b>69,416</b>	<b>71,210</b>	<b>67,534</b>	<b>68,107</b>	<b>61,427</b>	<b>64,115</b>	<b>62,655</b>	<b>62,671</b>
Baltimore City	69,416	71,210	67,534	68,107	61,427	64,115	62,655	62,671
<b>District 2</b>	<b>20,189</b>	<b>21,043</b>	<b>20,437</b>	<b>18,930</b>	<b>23,917</b>	<b>20,673</b>	<b>20,439</b>	<b>20,378</b>
Dorchester	2,399	2,353	2,613	2,463	2,689	2,530	3,042	2,791
Somerset	2,227	2,184	2,156	2,033	2,622	2,514	2,643	2,500
Wicomico	9,928	10,469	9,490	8,633	12,215	9,814	9,062	9,528
Worcester	5,635	6,037	6,178	5,801	6,391	5,815	5,692	5,559
<b>District 3</b>	<b>11,564</b>	<b>11,042</b>	<b>12,263</b>	<b>11,501</b>	<b>11,353</b>	<b>11,702</b>	<b>11,845</b>	<b>11,594</b>
Caroline	1,964	1,809	1,836	1,779	1,864	1,796	2,052	1,997
Cecil	4,080	4,004	4,455	4,212	3,924	4,010	4,024	4,119
Kent	1,503	1,394	1,673	1,567	1,396	1,547	1,341	1,323
Queen Anne's	1,990	1,895	2,130	1,925	1,915	2,110	1,988	1,868
Talbot	2,027	1,940	2,169	2,018	2,254	2,239	2,440	2,287

	2003		2004		2005		2006	
	Filed	Terminated	Filed	Terminated	Filed	Terminated	Filed	Terminated
<b>District 4</b>	<b>14,203</b>	<b>13,010</b>	<b>14,517</b>	<b>13,818</b>	<b>13,284</b>	<b>13,668</b>	<b>13,428</b>	<b>12,616</b>
Calvert	3,658	3,431	3,860	3,560	3,614	3,480	3,590	3,458
Charles	7,167	6,343	7,247	6,906	6,479	6,888	6,497	6,403
St. Mary's	3,378	3,236	3,410	3,352	3,191	3,300	3,341	2,755
<b>District 5</b>	<b>63,654</b>	<b>73,003</b>	<b>65,896</b>	<b>64,749</b>	<b>63,999</b>	<b>63,553</b>	<b>59,124</b>	<b>61,535</b>
Prince George's	63,654	73,003	65,896	64,749	63,999	63,553	59,124	61,535
<b>District 6</b>	<b>40,414</b>	<b>45,159</b>	<b>43,275</b>	<b>38,871</b>	<b>40,539</b>	<b>44,241</b>	<b>37,023</b>	<b>39,814</b>
Montgomery	40,414	45,159	43,275	38,871	40,539	44,241	37,023	39,814

**CIVIL COMPLAINTS FILED AND TERMINATED\*, page 2**

	2003		2004		2005		2006	
	Filed	Terminated	Filed	Terminated	Filed	Terminated	Filed	Terminated
<b>District 7</b>	<b>26,639</b>	<b>24,758</b>	<b>25,721</b>	<b>24,434</b>	<b>27,215</b>	<b>25,704</b>	<b>24,941</b>	<b>25,394</b>
Anne Arundel	26,639	24,758	25,721	24,434	27,215	25,704	24,941	25,394
<b>District 8</b>	<b>60,451</b>	<b>54,325</b>	<b>63,771</b>	<b>68,102</b>	<b>63,809</b>	<b>62,331</b>	<b>62,717</b>	<b>66,108</b>
Baltimore	60,451	54,325	63,771	68,102	63,809	62,331	62,717	66,108
<b>District 9</b>	<b>10,320</b>	<b>10,101</b>	<b>10,719</b>	<b>10,648</b>	<b>10,514</b>	<b>10,413</b>	<b>9,660</b>	<b>9,724</b>
Harford	10,320	10,101	10,719	10,648	10,514	10,413	9,660	9,724

	2003		2004		2005		2006	
	Filed	Terminated	Filed	Terminated	Filed	Terminated	Filed	Terminated
<b>District 10</b>	<b>15,342</b>	<b>14,889</b>	<b>15,243</b>	<b>14,618</b>	<b>14,881</b>	<b>14,685</b>	<b>14,385</b>	<b>14,466</b>
Carroll	5,605	5,246	5,560	5,236	5,355	5,550	4,947	4,977
Howard	9,737	9,643	9,683	9,382	9,526	9,135	9,438	9,489
<b>District 11</b>	<b>15,629</b>	<b>15,231</b>	<b>16,171</b>	<b>16,225</b>	<b>15,665</b>	<b>15,842</b>	<b>14,788</b>	<b>14,687</b>
Frederick	7,732	7,424	7,677	7,784	7,317	7,387	6,931	6,833
Washington	7,897	7,807	8,494	8,441	8,348	8,455	7,857	7,854
<b>District 12</b>	<b>6,877</b>	<b>6,410</b>	<b>6,525</b>	<b>6,409</b>	<b>6,197</b>	<b>6,158</b>	<b>5,023</b>	<b>5,148</b>
Allegany	5,625	5,135	5,347	5,219	4,841	4,915	3,920	4,028
Garrett	1,252	1,275	1,178	1,190	1,356	1,243	1,103	1,120

	2003		2004		2005		2006	
	Filed	Terminated	Filed	Terminated	Filed	Terminated	Filed	Terminated
<b>State Totals</b>	<b>354,698</b>	<b>360,181</b>	<b>362,072</b>	<b>356,412</b>	<b>352,800</b>	<b>353,085</b>	<b>336,028</b>	<b>344,135</b>

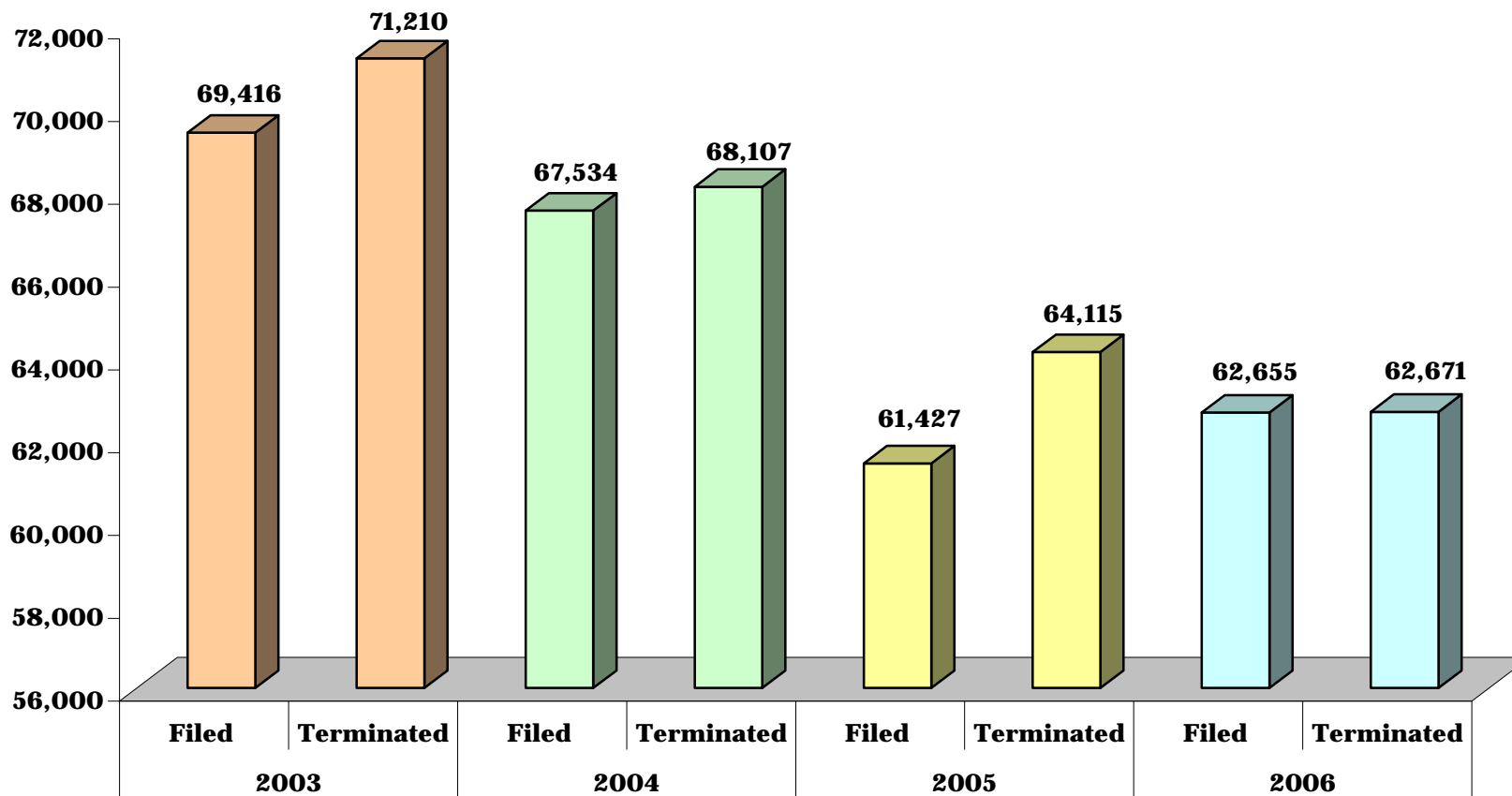
Note: Excludes Landlord-Tenant cases. The number of complaints filed represent the potential judgments for each defendant in a case and additional potential judgments when cross and other claims are filed.

**CHART DC-12.1  
DISTRICT COURT**

**DISTRICT 1 - Baltimore City**

**CIVIL COMPLAINTS FILED AND TERMINATED**

**4 Year Comparative Data: Fiscal Years 2003 - 2006**



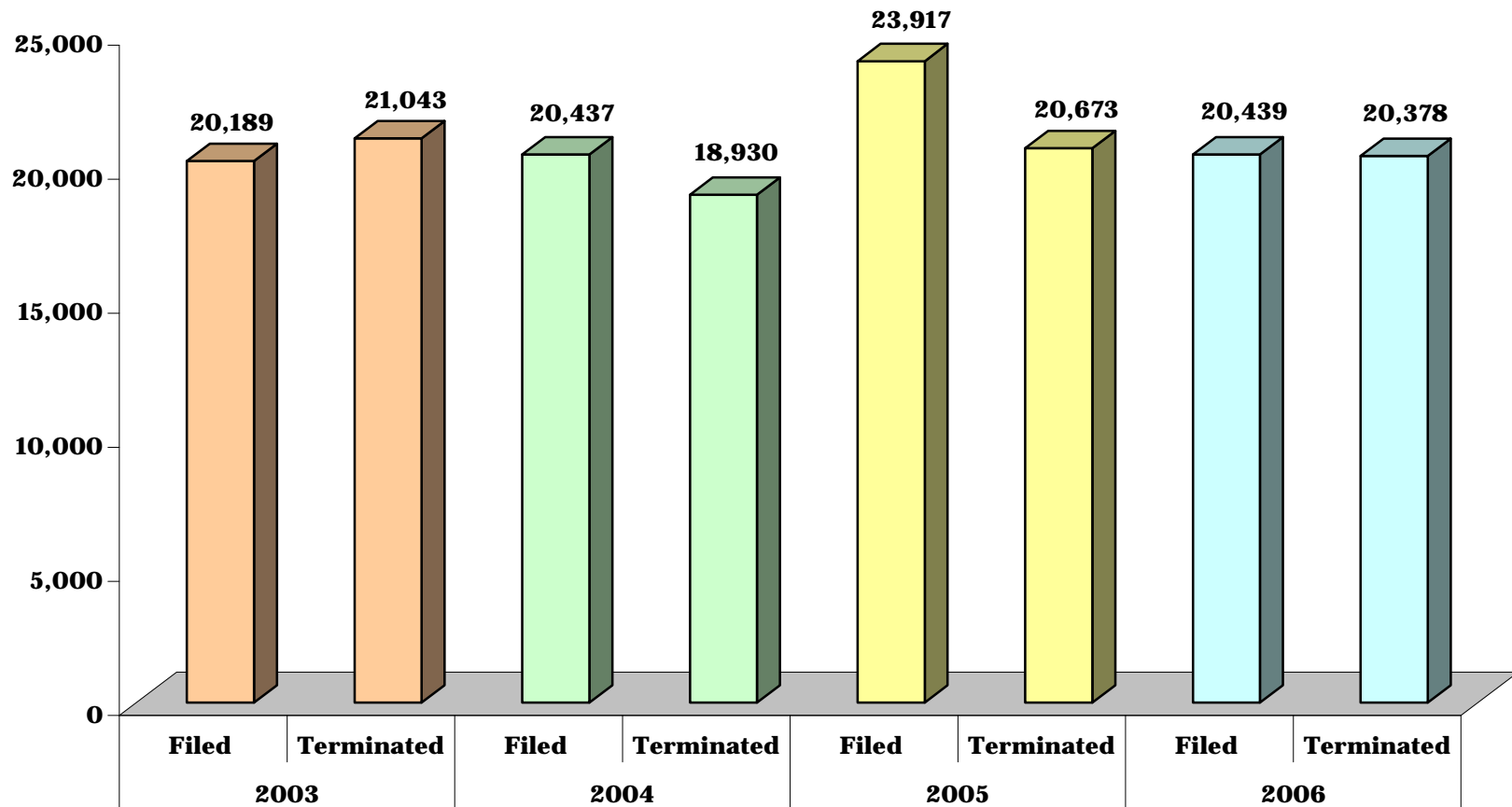


**CHART DC-12.2  
DISTRICT COURT**

**DISTRICT 2 - Dorchester, Somerset, Wicomico and Worcester Counties**

**CIVIL COMPLAINTS FILED AND TERMINATED**

**4 Year Comparative Data: Fiscal Years 2003 - 2006**

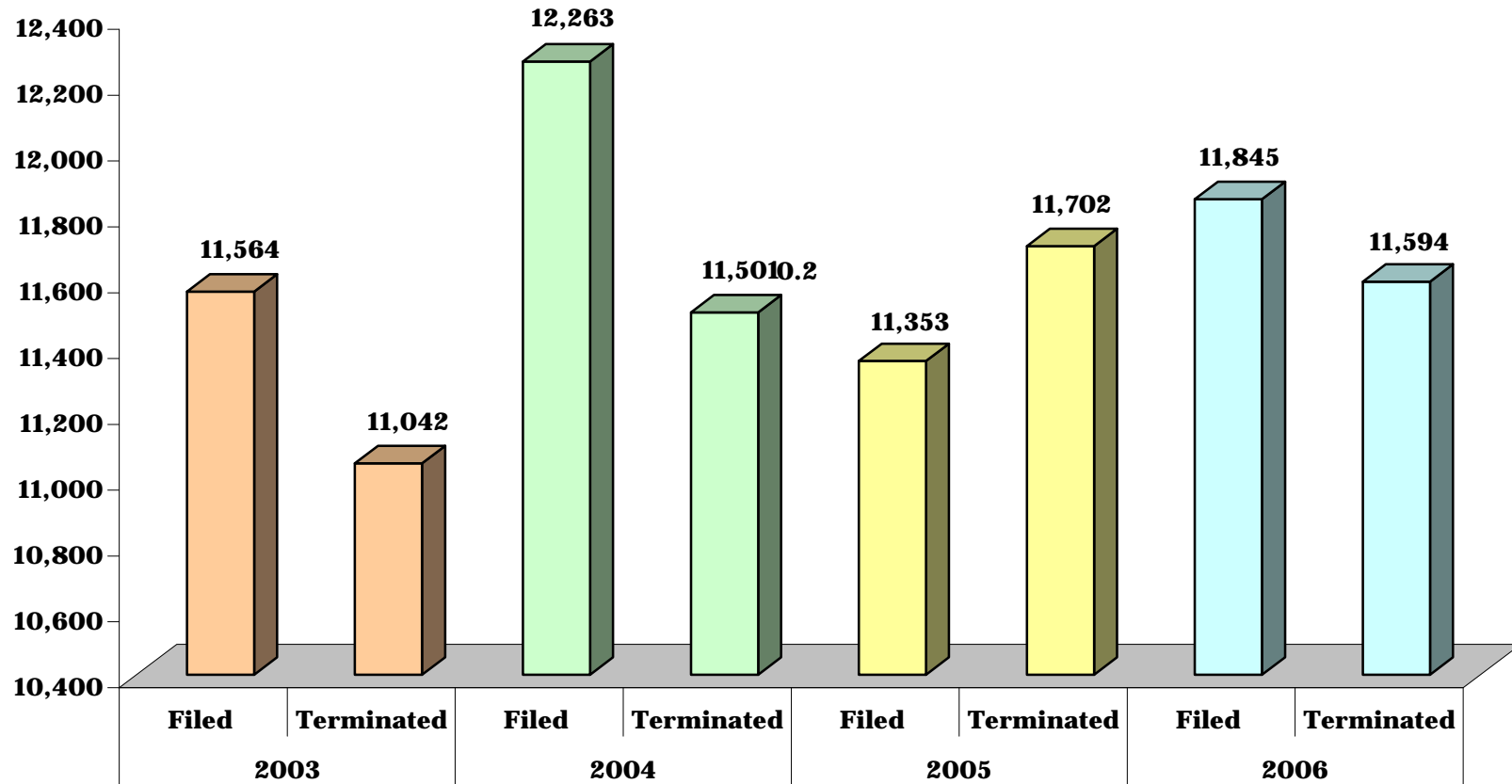


**CHART DC-12.3  
DISTRICT COURT**

**DISTRICT 3 - Caroline, Cecil, Kent, Queen Anne's and Talbot Counties**

**CIVIL COMPLAINTS FILED AND TERMINATED**

**4 Year Comparative Data: Fiscal Years 2003 - 2006**

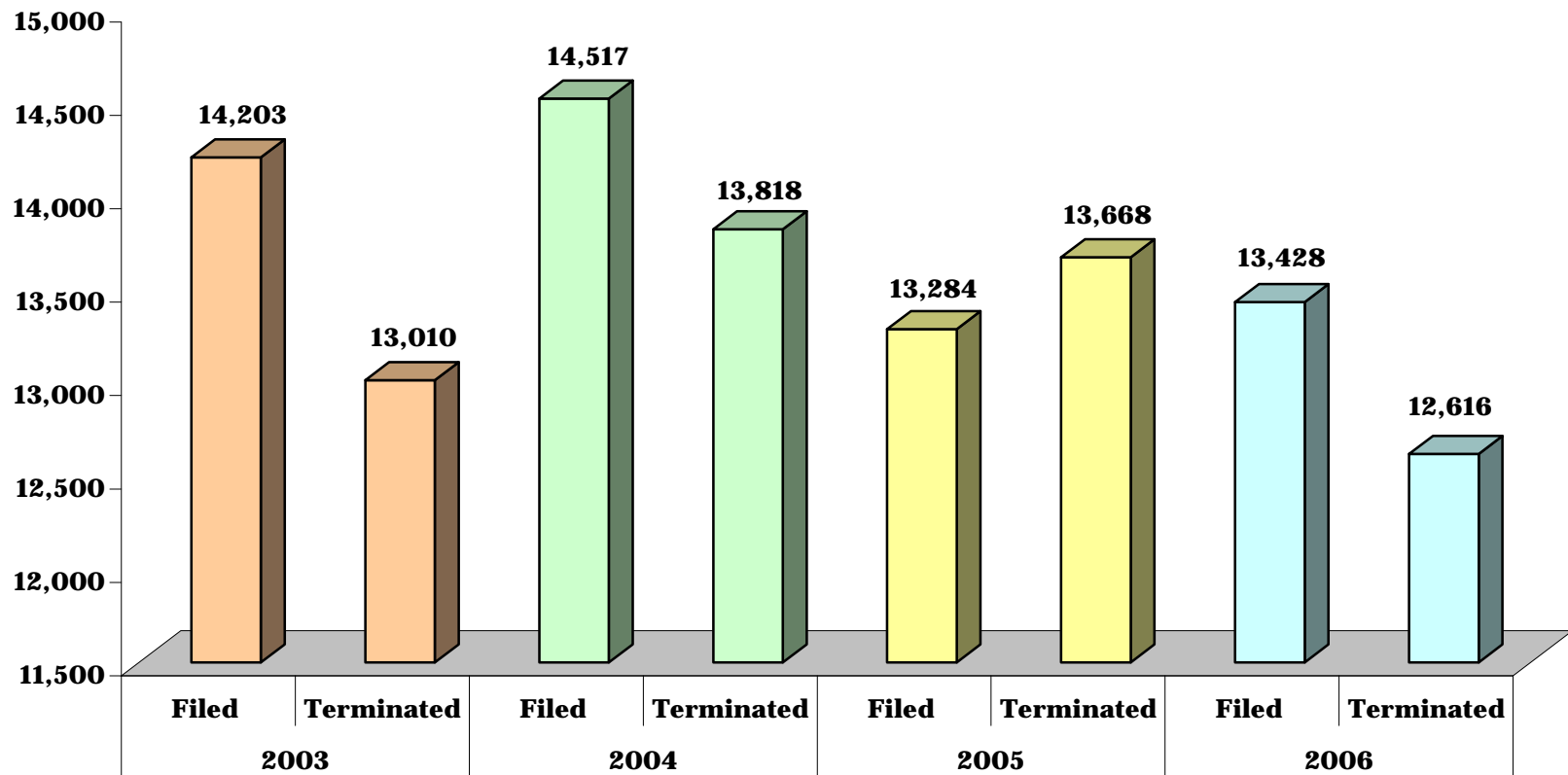


**CHART DC-12.4  
DISTRICT COURT**

**DISTRICT 4 - Calvert, Charles and St. Mary's**

**CIVIL COMPLAINTS FILED AND TERMINATED**

**4 Year Comparative Data: Fiscal Years 2003 - 2006**

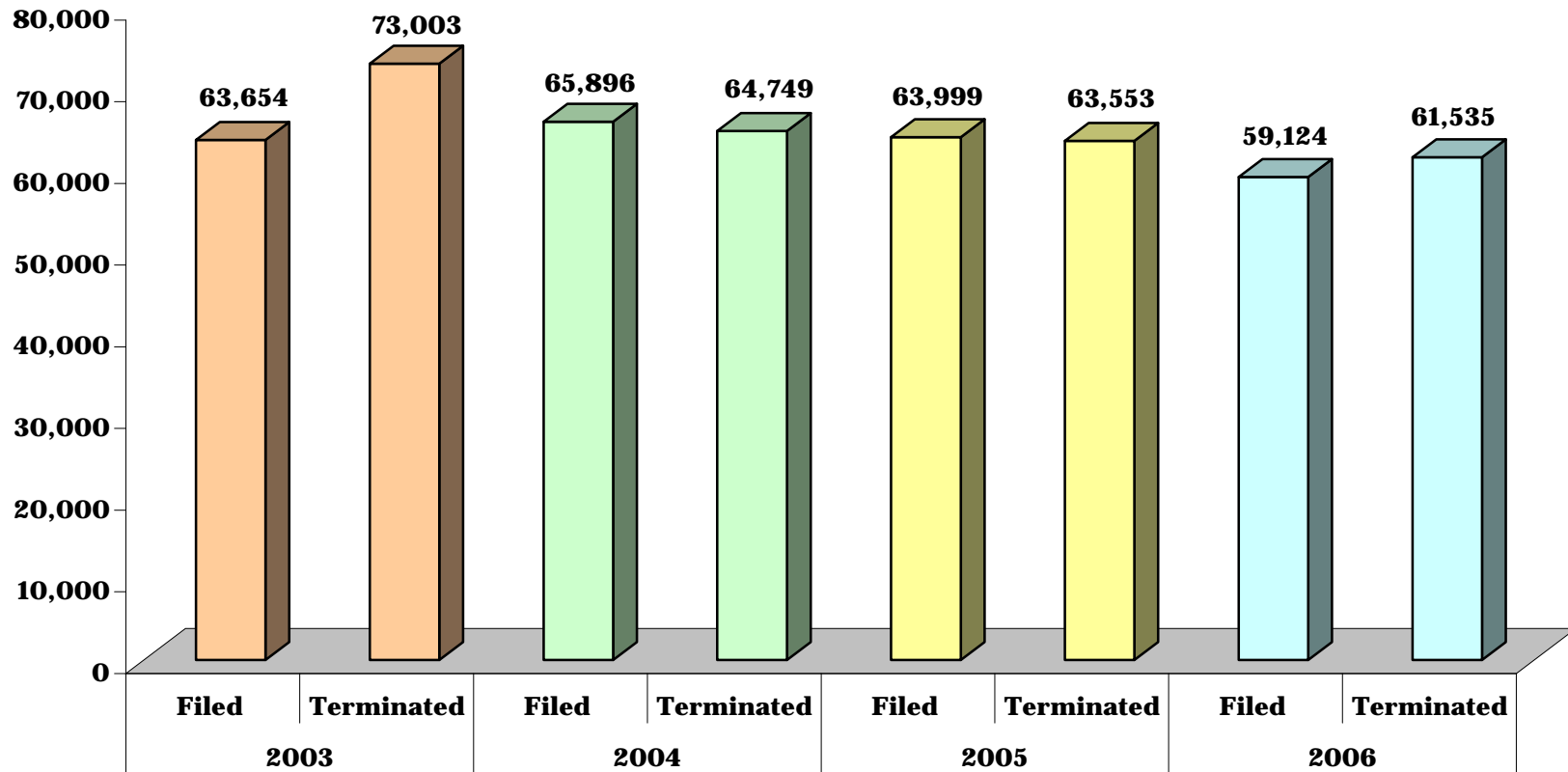


**CHART DC-12.5  
DISTRICT COURT**

**DISTRICT 5 - Prince George's County**

**CIVIL COMPLAINTS FILED AND TERMINATED**

**4 Year Comparative Data: Fiscal Years 2003 - 2006**

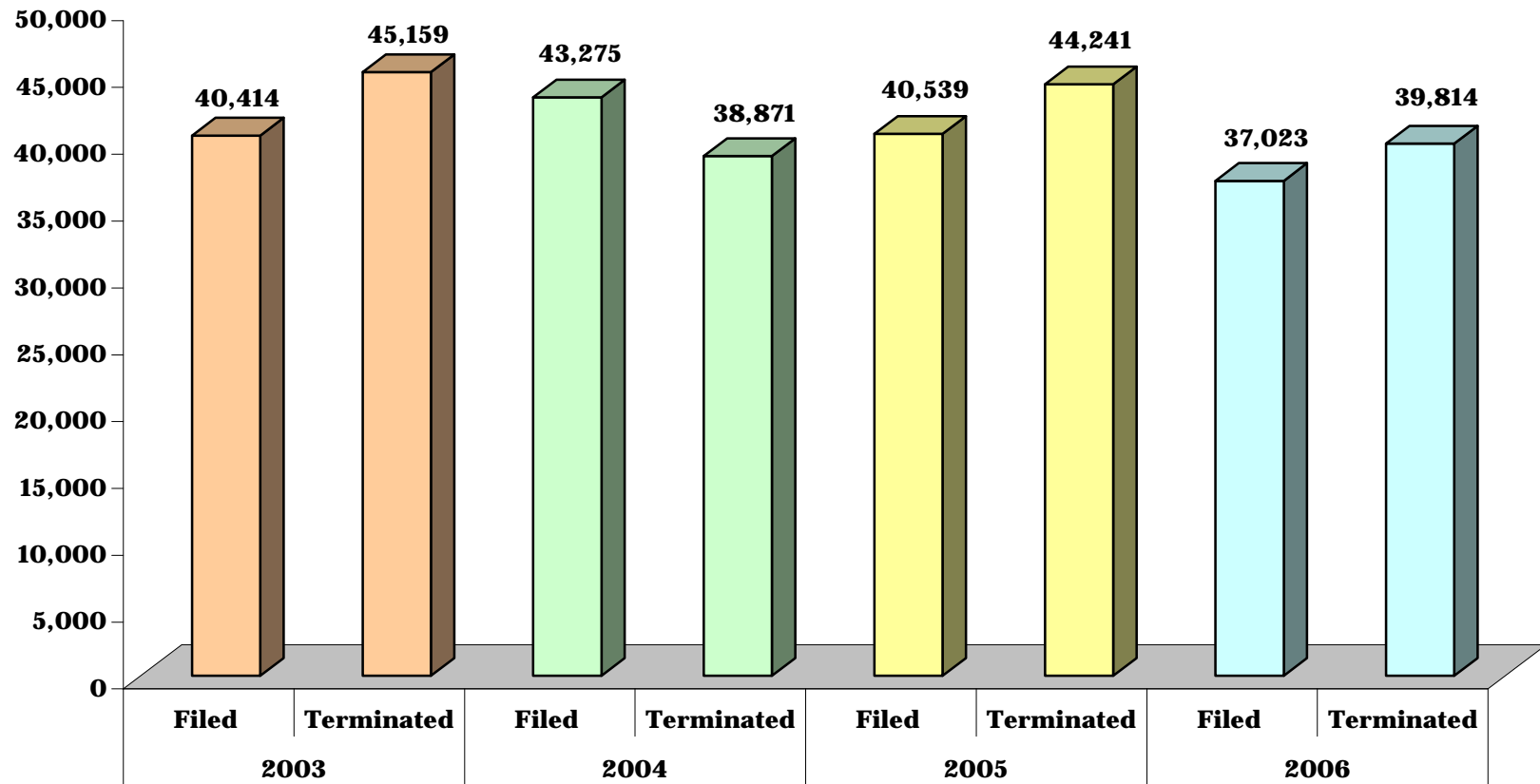


**CHART DC-12.6  
DISTRICT COURT**

**DISTRICT 6 - Montgomery**

**CIVIL COMPLAINTS FILED AND TERMINATED**

**4 Year Comparative Data: Fiscal Years 2003 - 2006**

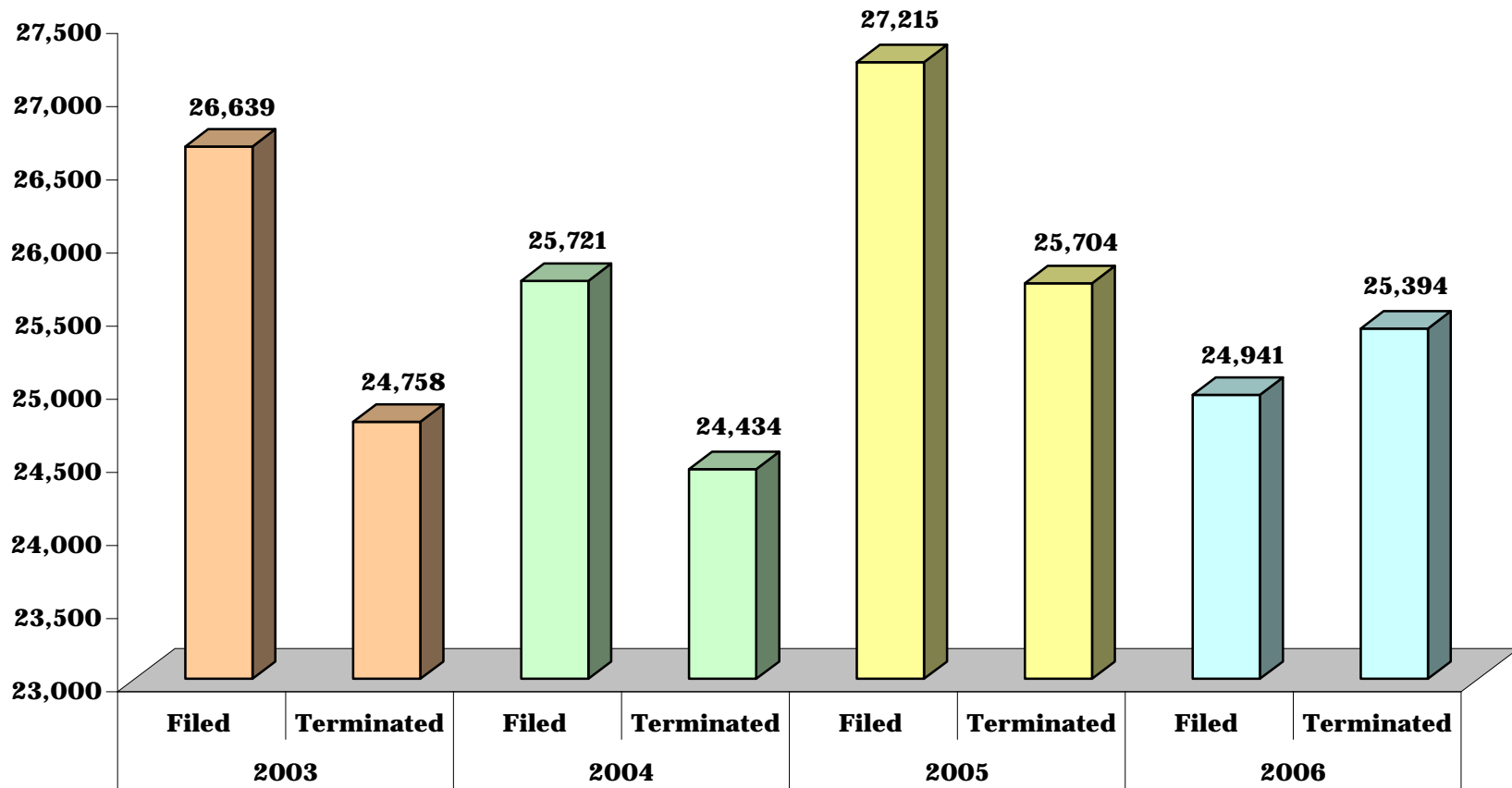


**CHART DC-12.7  
DISTRICT COURT**

**DISTRICT 7 - Anne Arundel**

**CIVIL COMPLAINTS FILED AND TERMINATED**

**4 Year Comparative Data: Fiscal Years 2003 - 2006**

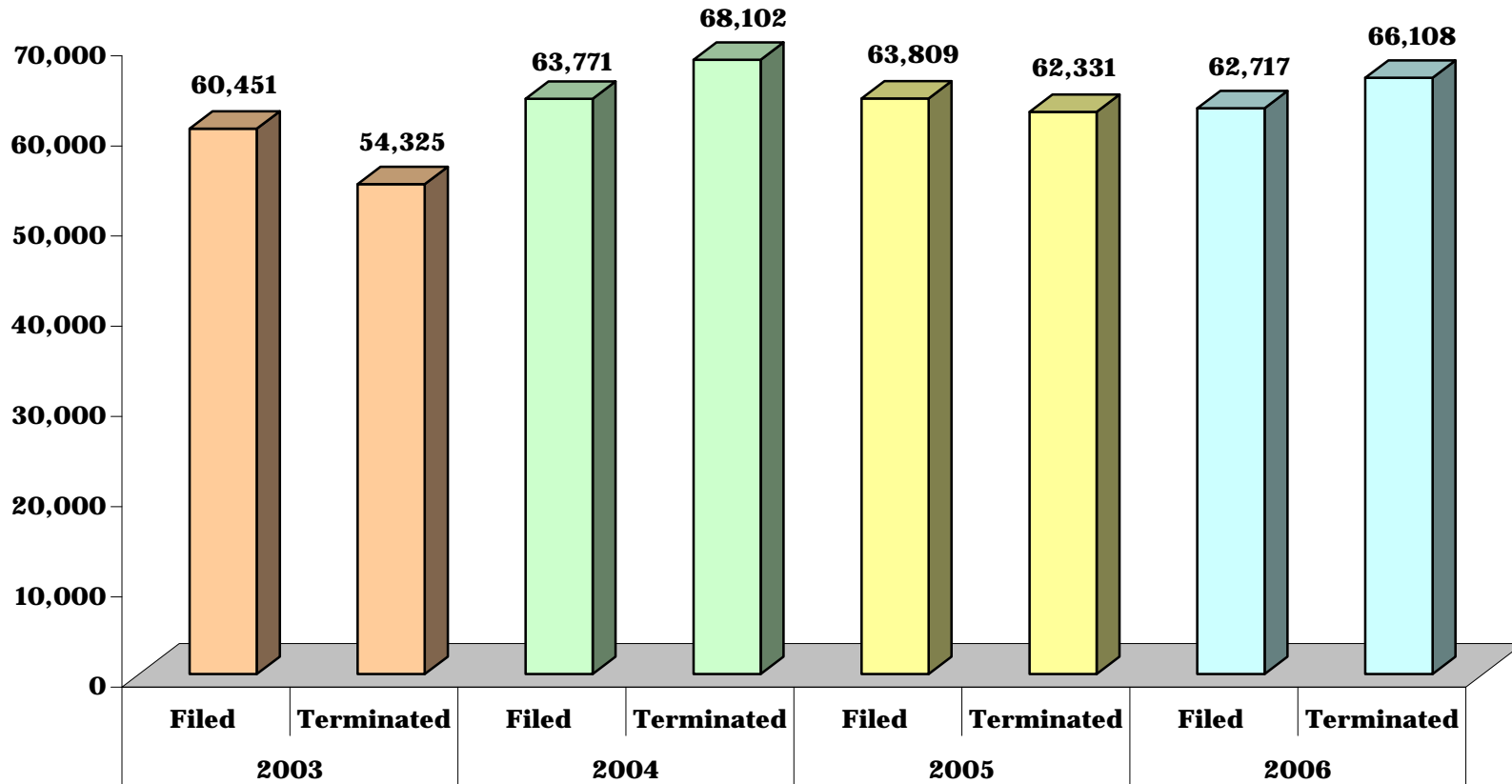


**CHART DC-12.8  
DISTRICT COURT**

**DISTRICT 8 - Baltimore County**

**CIVIL COMPLAINTS FILED AND TERMINATED**

**4 Year Comparative Data: Fiscal Years 2003 - 2006**

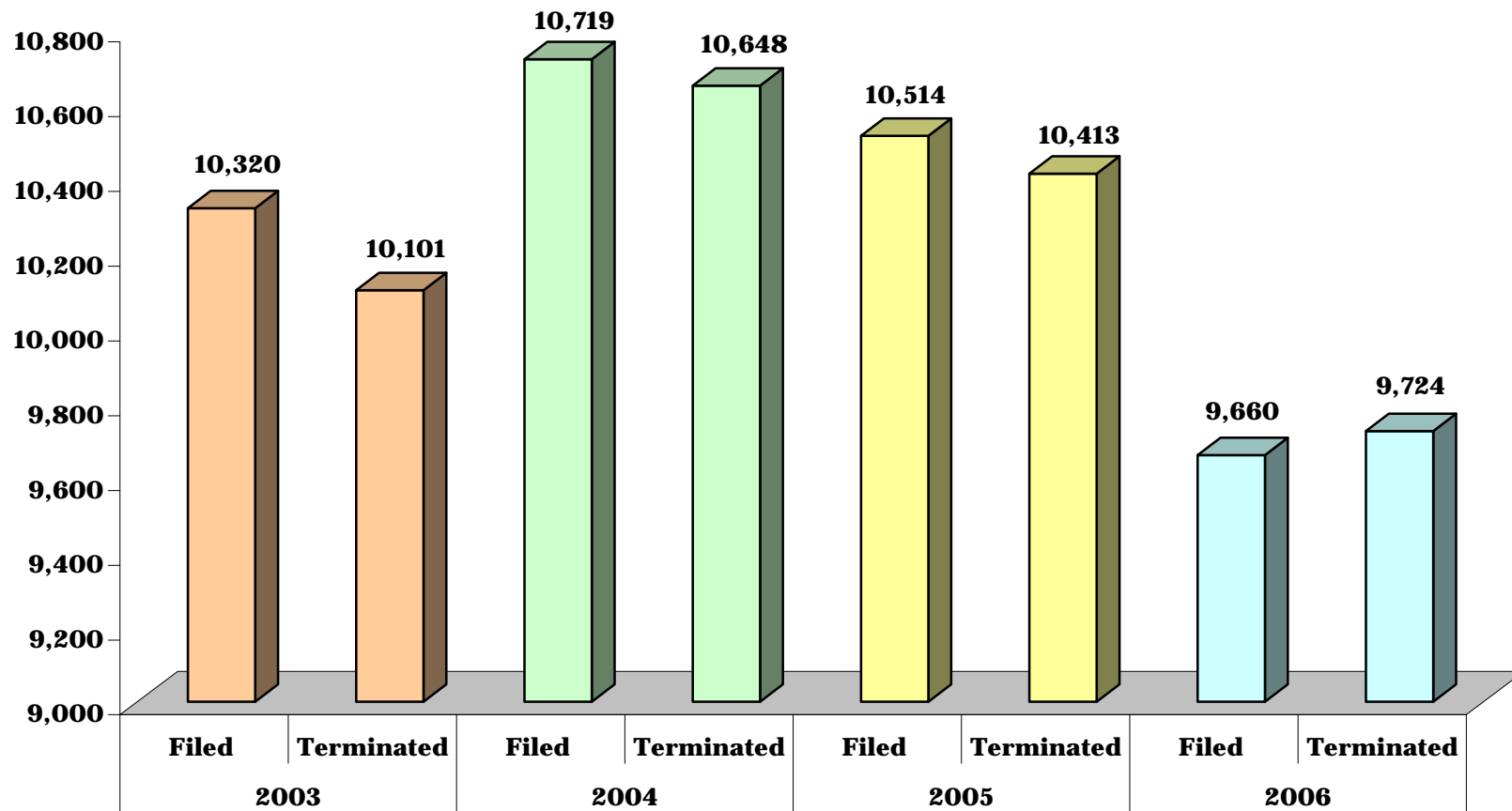


**CHART DC-12.9  
DISTRICT COURT**

**DISTRICT 9 - Harford County**

**CIVIL COMPLAINTS FILED AND TERMINATED**

**4 Year Comparative Data: Fiscal Years 2003 - 2006**



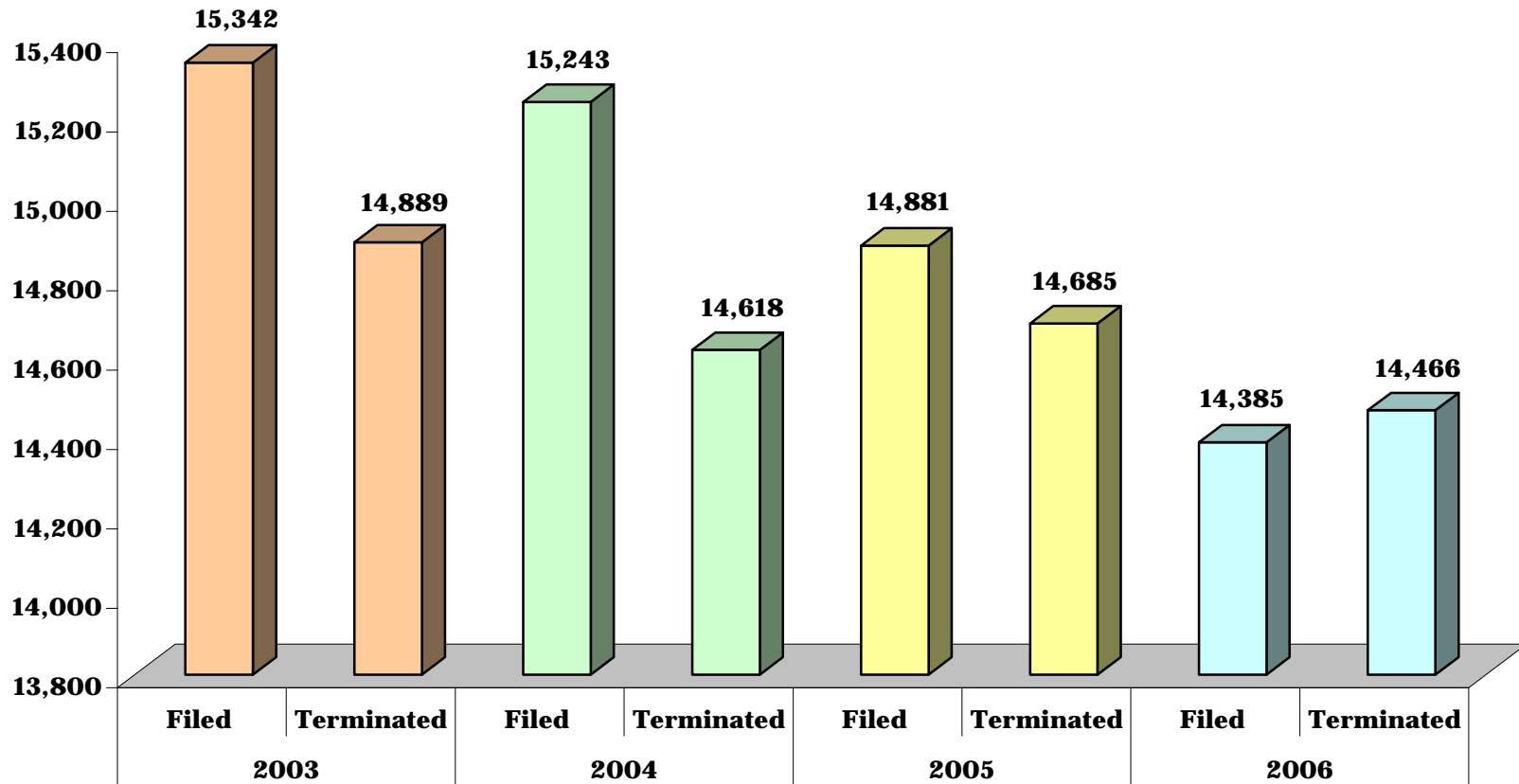


**CHART DC-12.10  
DISTRICT COURT**

**DISTRICT 10 - Carroll and Howard Counties**

**CIVIL COMPLAINTS FILED AND TERMINATED**

**4 Year Comparative Data: Fiscal Years 2003 - 2006**

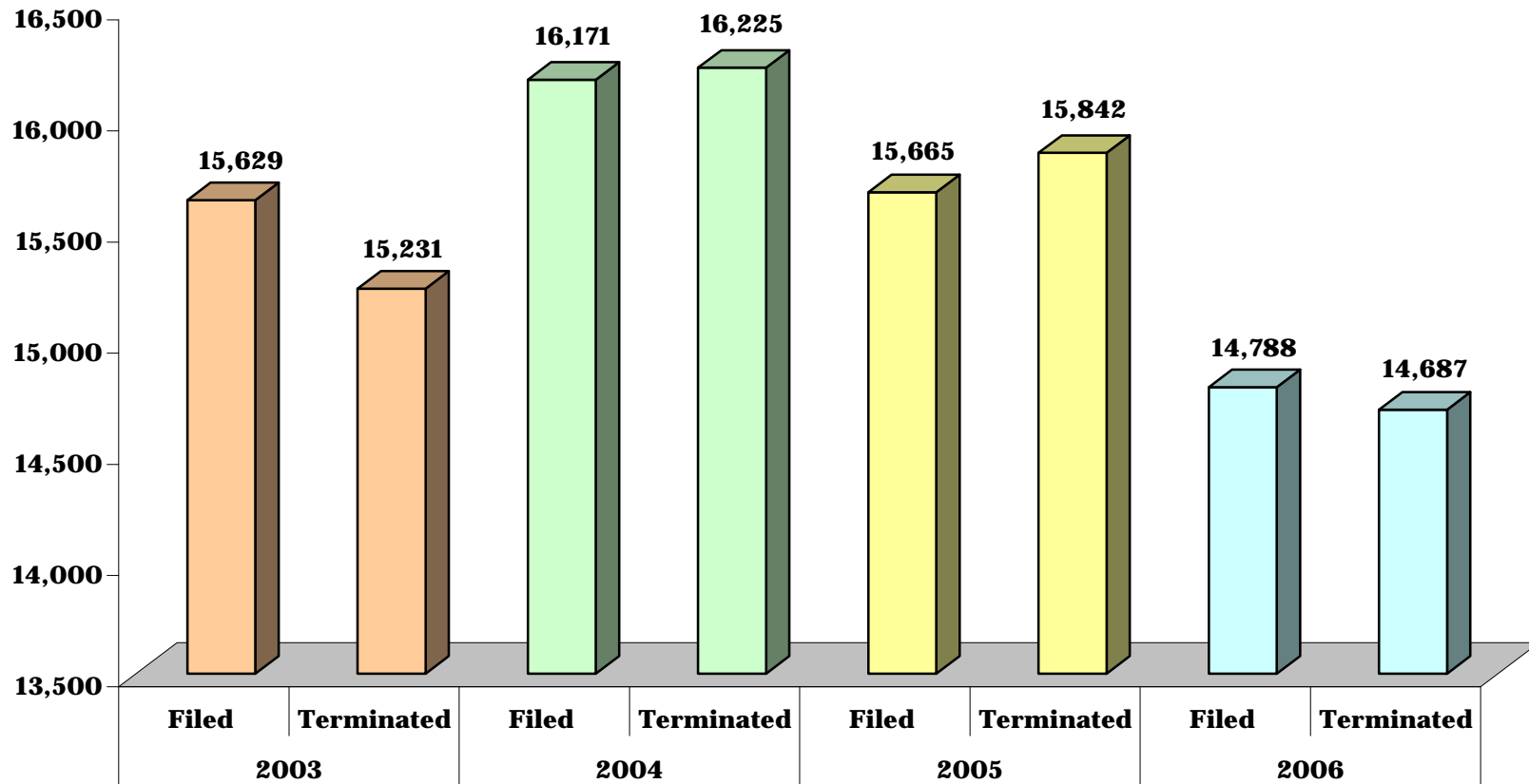


**CHART DC-12.11  
DISTRICT COURT**

**DISTRICT 11 - Frederick and Washington Counties**

**CIVIL COMPLAINTS FILED AND TERMINATED**

**4 Year Comparative Data: Fiscal Years 2003 - 2006**

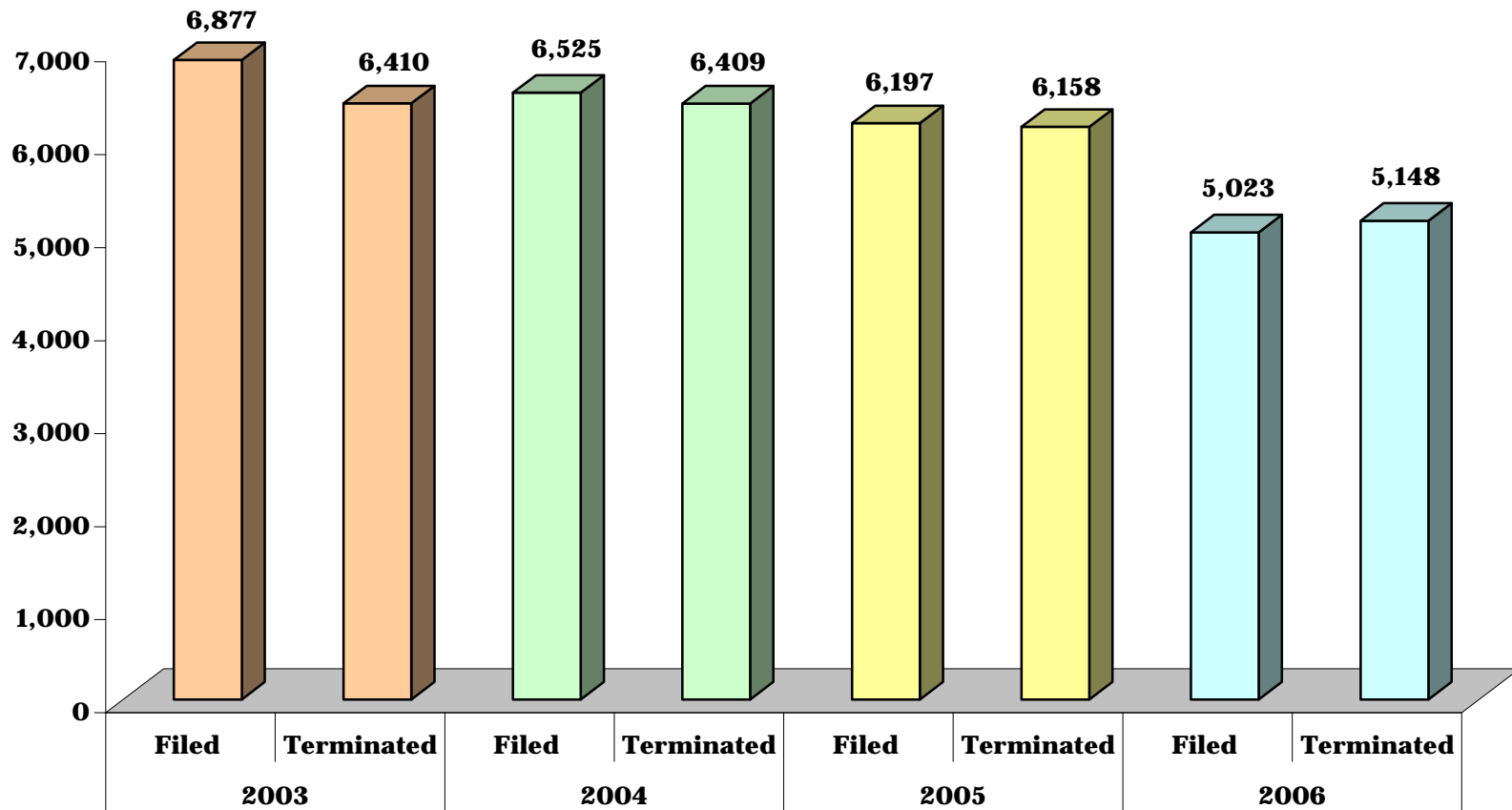


**CHART DC-12.12  
DISTRICT COURT**

**DISTRICT 12 - Allegany and Garrett County**

**CIVIL COMPLAINTS FILED AND TERMINATED**

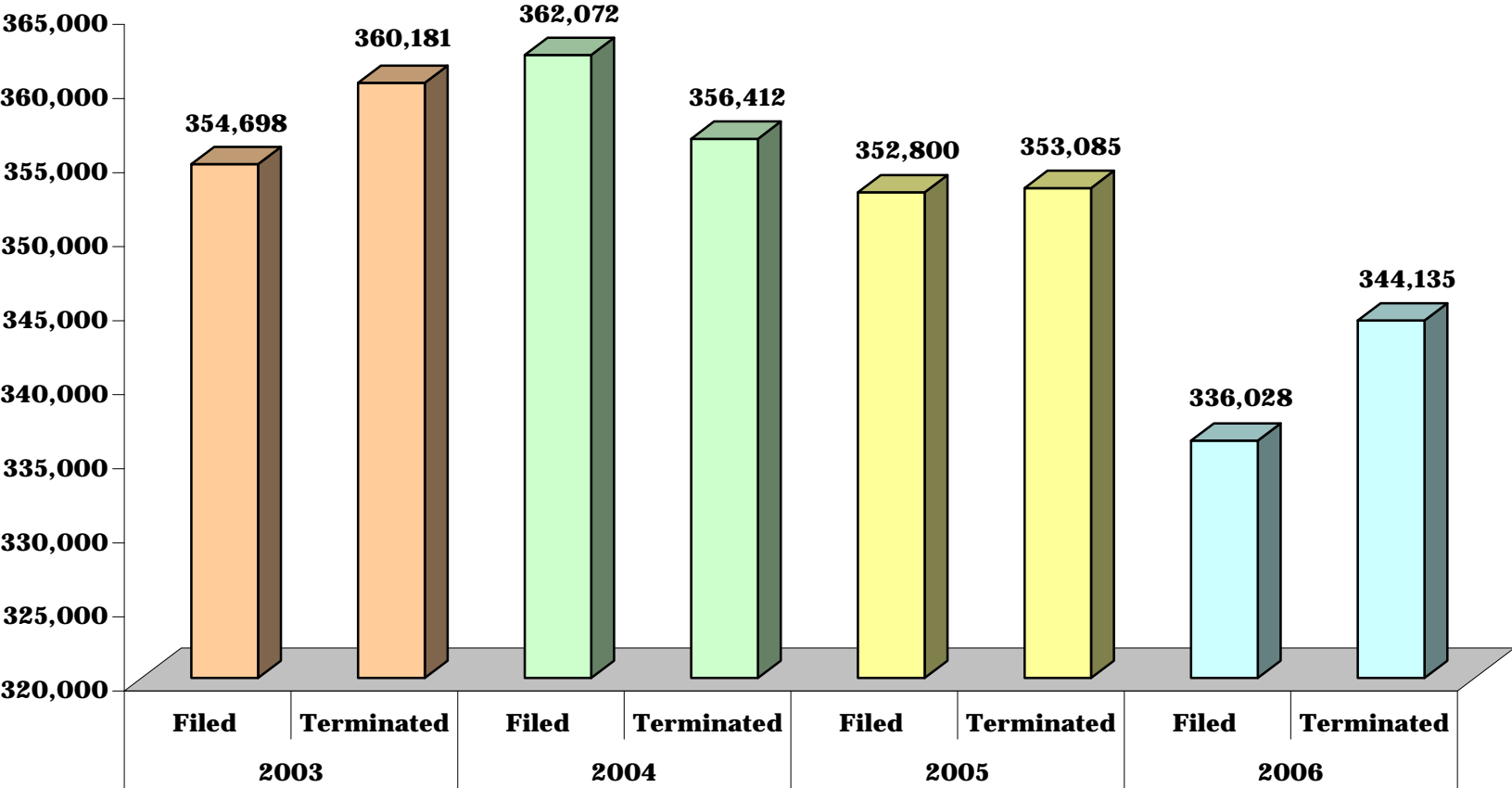
**4 Year Comparative Data: Fiscal Years 2003 - 2006**



**CHART DC-12.13  
DISTRICT COURT**

**STATE TOTAL: CIVIL COMPLAINTS FILED AND TERMINATED**

**4 Year Comparative Data: Fiscal Years 2003 - 2006**



Administrative Office of the Courts

Court Research and Development Department

580 Taylor Avenue  
Annapolis, MD 21401  
410-260-1274  
[www.mdcourts.gov](http://www.mdcourts.gov)



cover photo:  
District Court for Worcester County  
Ocean City, Maryland