

The
District Court

maryland judiciary
annual statistical abstract 2005

The District Court

The District Court is Maryland's court of limited jurisdiction. It was created in 1970 as a result of the ratification of a constitutional amendment proposed by the legislature in 1969. The District Court is divided into twelve geographical districts, each containing one or more political subdivision. As of July 1, 2004, there were 106 District Court judgeships, including the Chief Judge, with at least one judge for each county and 26 in Baltimore City. The District Court also has commissioners who determine probable cause and establish bail and conditions of release. They also issue interim peace and protective orders during hours when the Court is closed. The Court's jurisdiction generally includes all landlord and tenant cases, civil claims for amounts up to \$25,000, motor vehicle violations, misdemeanors and certain felonies, and peace and protective orders.

The following charts and tables provide a statistical delineation of the workload of the District Court during Fiscal Year 2005.



A fringed Gentian in
Soldier's Delight Natural Environment Area



Waterfall in Western Maryland

**TABLE DC-1
DISTRICT COURT**

MOTOR VEHICLE, CRIMINAL AND CIVIL CASES*

5 Year Comparative Data: Fiscal Years 2001 - 2005

	FY 2001		FY 2002		FY 2003		FY 2004		FY 2005	
	Filed	Terminated	Filed	Terminated	Filed	Terminated	Filed	Terminated	Filed	Terminated
District 1	379,541	249,621	435,739	424,989	461,305	450,297	469,621	465,946	448,875	445,856
Baltimore City	379,541	249,621	435,739	424,989	461,305	450,297	469,621	465,946	448,875	445,856
District 2	104,184	94,943	116,485	112,986	114,155	112,432	138,696	131,039	151,439	137,144
Dorchester	15,225	13,192	15,990	16,048	14,743	14,824	17,252	16,256	19,091	17,252
Somerset	16,055	15,238	15,962	15,792	14,666	13,814	21,498	20,448	25,021	22,803
Wicomico	43,661	36,862	49,458	48,109	47,130	46,861	56,755	53,761	60,601	55,266
Worcester	29,243	29,651	35,075	33,037	37,616	36,933	43,191	40,574	46,726	41,823
District 3	101,102	92,356	101,563	102,601	105,190	100,105	126,186	119,853	124,138	117,760
Caroline	10,237	8,291	10,815	10,835	11,396	10,873	12,585	12,159	14,241	12,832
Cecil	45,648	40,418	45,571	44,763	45,004	42,379	56,337	54,600	49,303	46,579
Kent	8,490	16,778	8,964	9,339	8,374	7,698	8,347	7,984	10,509	9,636
Queen Anne's	18,430	17,206	18,324	19,045	21,171	20,384	29,955	26,977	29,513	28,730
Talbot	18,297	9,663	17,889	18,619	19,245	18,771	18,962	18,133	20,572	19,983

	FY 2001		FY 2002		FY 2003		FY 2004		FY 2005	
	Filed	Terminated	Filed	Terminated	Filed	Terminated	Filed	Terminated	Filed	Terminated
District 4	87,863	89,238	89,252	91,732	93,969	90,334	112,537	106,482	113,389	108,787
Calvert	21,641	22,337	24,514	25,143	23,435	23,301	27,175	25,872	27,840	26,664
Charles	38,215	40,827	41,582	41,157	46,340	43,353	55,285	51,688	53,624	51,741
St. Mary's	28,007	26,074	23,156	25,432	24,194	23,680	30,077	28,922	31,925	30,382
District 5	312,282	228,284	320,944	333,464	348,376	346,413	361,408	351,183	375,210	353,098
Prince George's	312,282	228,284	320,944	333,464	348,376	346,413	361,408	351,183	375,210	353,098
District 6	232,288	205,536	266,145	277,685	259,553	263,759	284,861	269,722	307,824	297,831
Montgomery	232,288	205,536	266,145	277,685	259,553	263,759	284,861	269,722	307,824	297,831

MOTOR VEHICLE, CRIMINAL AND CIVIL CASES, page 2

	FY 2001		FY 2002		FY 2003		FY 2004		FY 2005	
	Filed	Terminated	Filed	Terminated	Filed	Terminated	Filed	Terminated	Filed	Terminated
District 7	157,361	140,226	159,856	167,992	169,103	162,365	190,378	181,514	197,366	184,990
Anne Arundel	157,361	140,226	159,856	167,992	169,103	162,365	190,378	181,514	197,366	184,990
District 8	326,709	225,914	347,538	357,225	358,983	348,001	381,320	376,257	381,690	375,432
Baltimore	326,709	225,914	347,538	357,225	358,983	348,001	381,320	376,257	381,690	375,432
District 9	60,275	52,170	64,493	64,157	73,356	69,920	75,937	75,029	71,506	71,729
Harford	60,275	52,170	64,493	64,157	73,356	69,920	75,937	75,029	71,506	71,729

	FY 2001		FY 2002		FY 2003		FY 2004		FY 2005	
	Filed	Terminated	Filed	Terminated	Filed	Terminated	Filed	Terminated	Filed	Terminated
District 10	120,022	108,718	128,650	127,599	135,291	131,628	145,871	147,505	143,935	144,498
Carroll	39,620	38,431	38,314	39,208	42,248	41,169	55,688	50,774	49,654	54,058
Howard	80,402	70,287	90,336	88,391	93,043	90,459	90,183	96,731	94,281	90,440
District 11	91,968	80,783	107,279	105,505	112,218	108,545	122,333	118,515	119,213	116,431
Frederick	54,165	49,148	63,086	61,776	65,035	63,458	68,392	66,671	67,782	66,008
Washington	37,803	31,635	44,193	43,729	47,183	45,087	53,941	51,844	51,431	50,423
District 12	30,701	31,923	41,170	39,937	48,007	45,521	57,626	56,054	55,692	53,098
Allegany	17,134	19,103	21,689	21,749	26,317	25,199	32,401	31,652	29,850	28,627
Garrett	13,567	12,820	19,481	18,188	21,690	20,322	25,225	24,402	25,842	24,471

	FY 2001		FY 2002		FY 2003		FY 2004		FY 2005	
	Filed	Terminated	Filed	Terminated	Filed	Terminated	Filed	Terminated	Filed	Terminated
State Totals	2,004,296	1,599,712	2,179,114	2,205,872	2,279,506	2,229,320	2,466,774	2,399,099	2,490,277	2,406,654

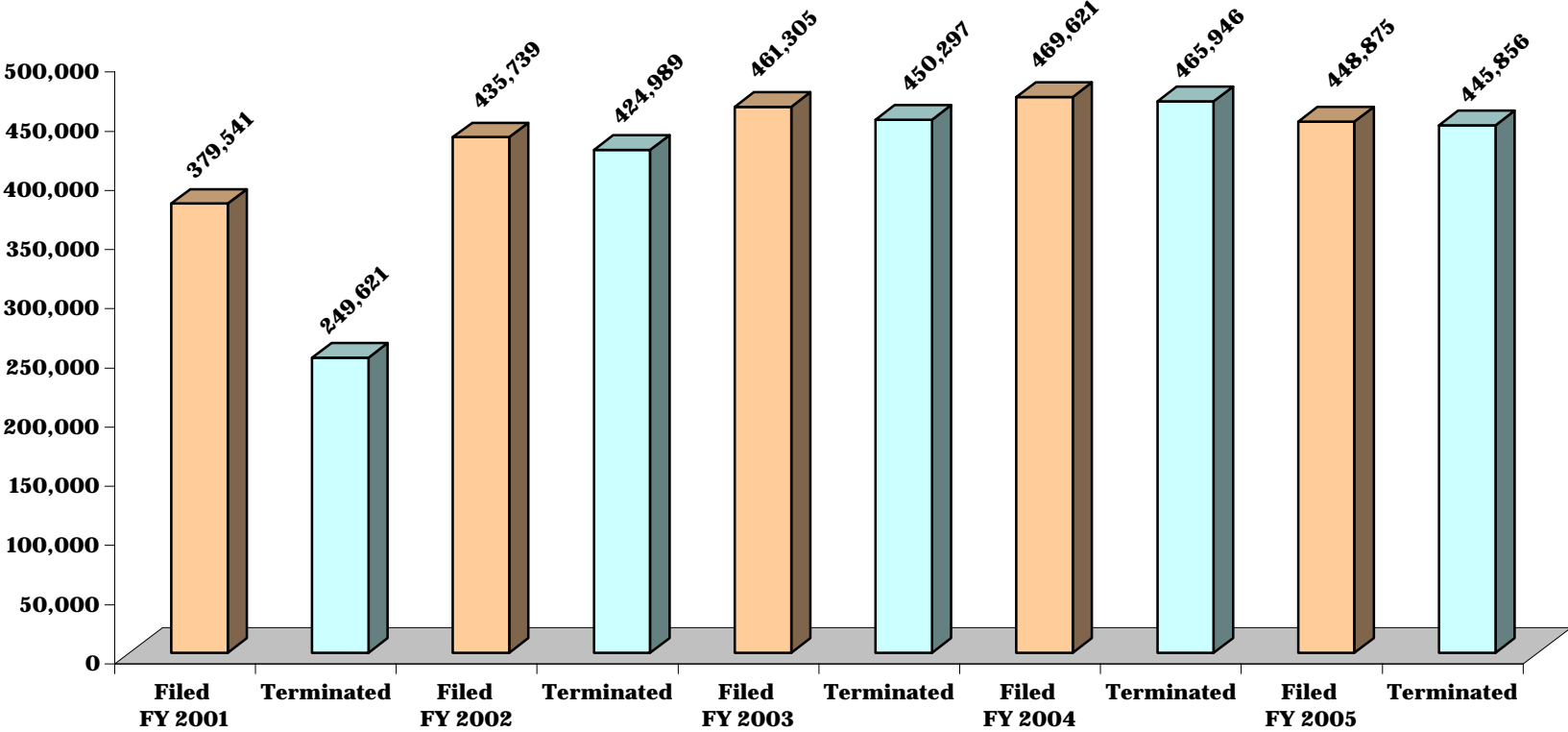
*As of FY 2002, both filed and terminated figures reported for all major case categories. Figures for FY 2002 and later include case types not previously reported in the statistical abstract. See tables for the major case categories for information on case types included.

**CHART DC-1.1
DISTRICT COURT**

DISTRICT 1- Baltimore City

MOTOR VEHICLE, CRIMINAL AND CIVIL CASES*

5 Year Comparative Data: Fiscal Years 2001 - 2005



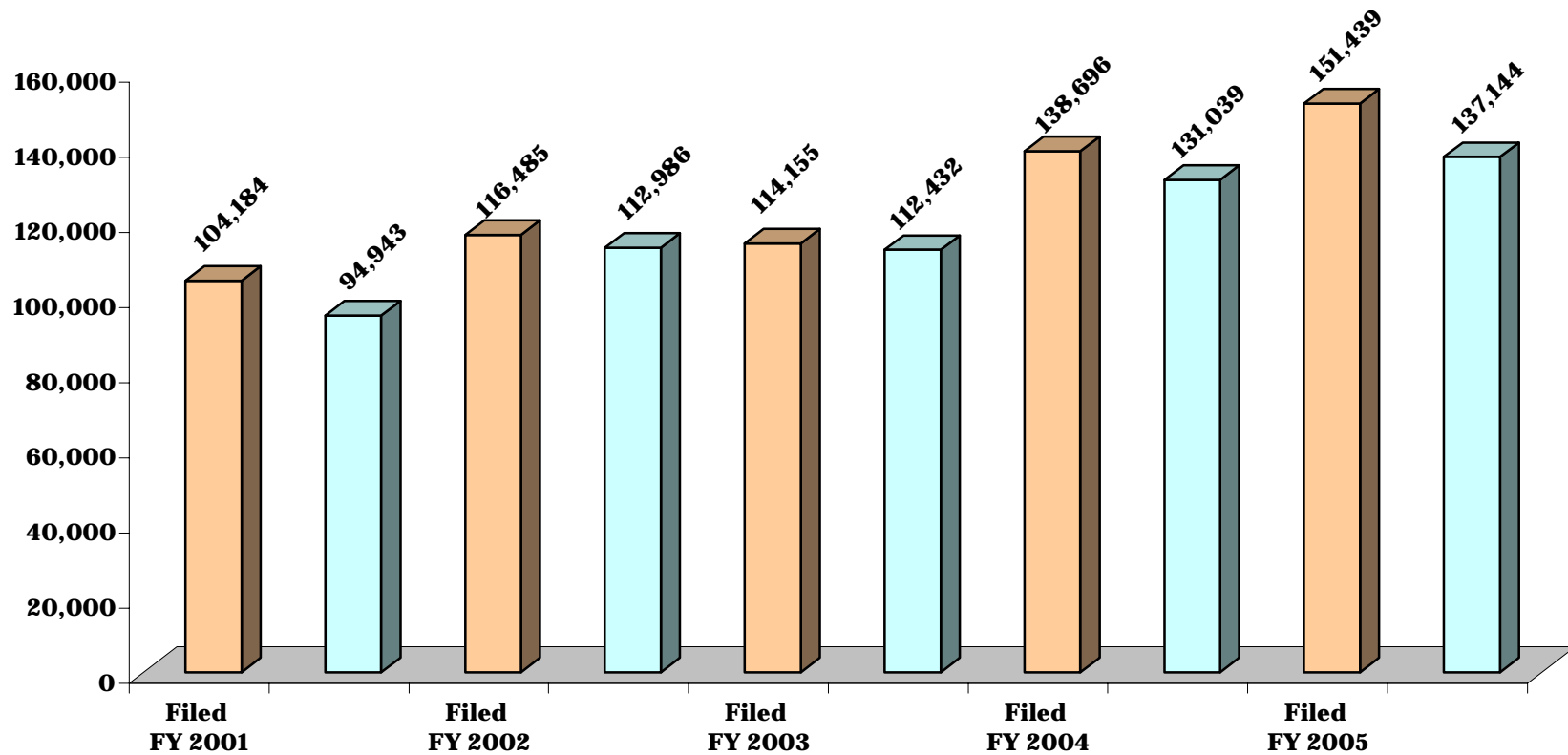
*As of FY 2002, both filed and terminated figures reported for all major case categories. Figures for FY 2002 and later include case types not previously reported in the statistical abstract. See tables for the major case categories for information on case types included.

**CHART DC-1.2
DISTRICT COURT**

DISTRICT 2 - Dorchester, Somerset, Wicomico and Worcester Counties

MOTOR VEHICLE, CRIMINAL AND CIVIL CASES*

5 Year Comparative Data: Fiscal Years 2001 - 2005



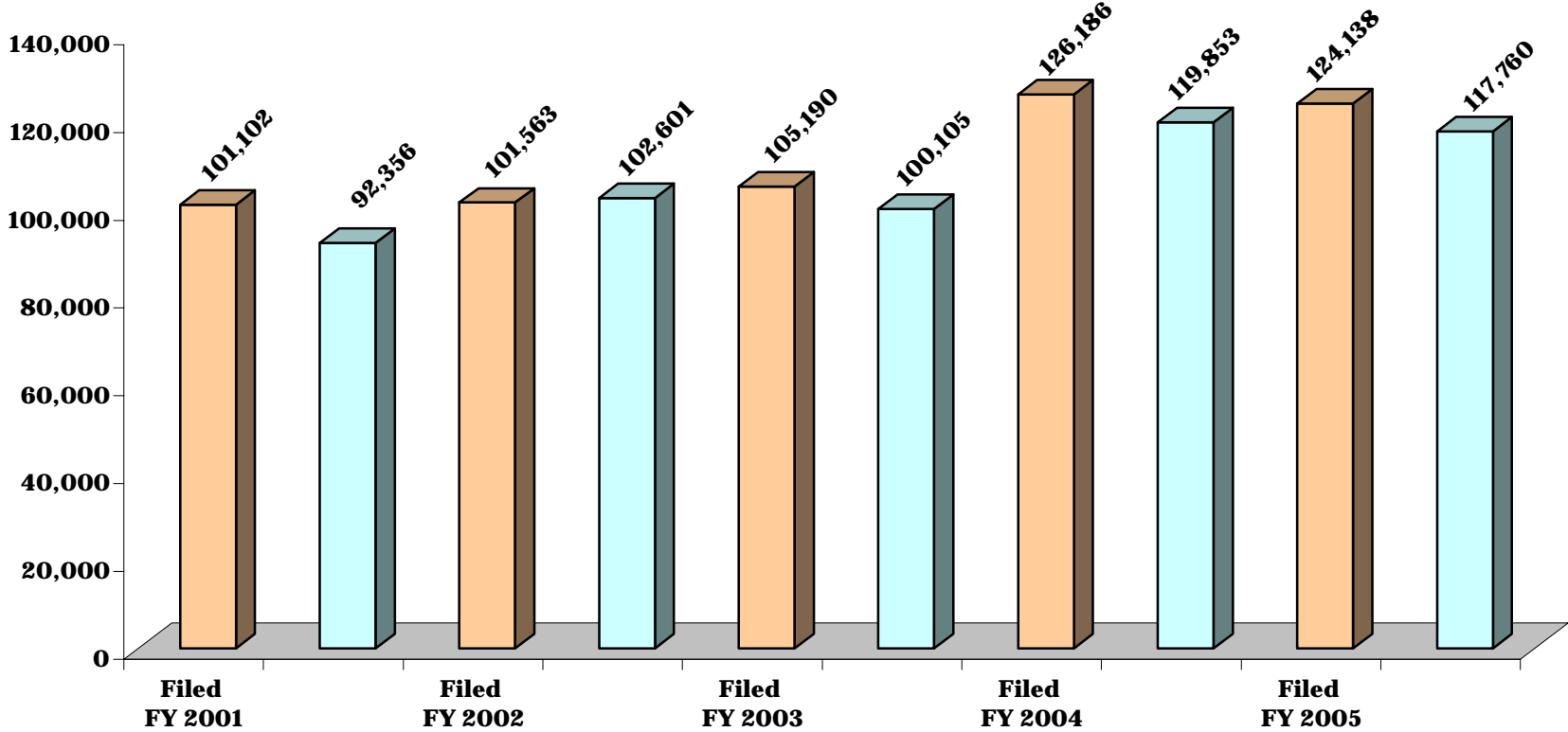
*As of FY 2002, both filed and terminated figures reported for all major case categories. Figures for FY 2002 and later include case types not previously reported in the statistical abstract. See tables for the major case categories for information on case types included.

**CHART DC-1.3
DISTRICT COURT**

DISTRICT 3 - Caroline, Cecil, Kent, Queen Anne's and Talbot Counties

MOTOR VEHICLE, CRIMINAL AND CIVIL CASES*

5 Year Comparative Data: Fiscal Years 2001 - 2005



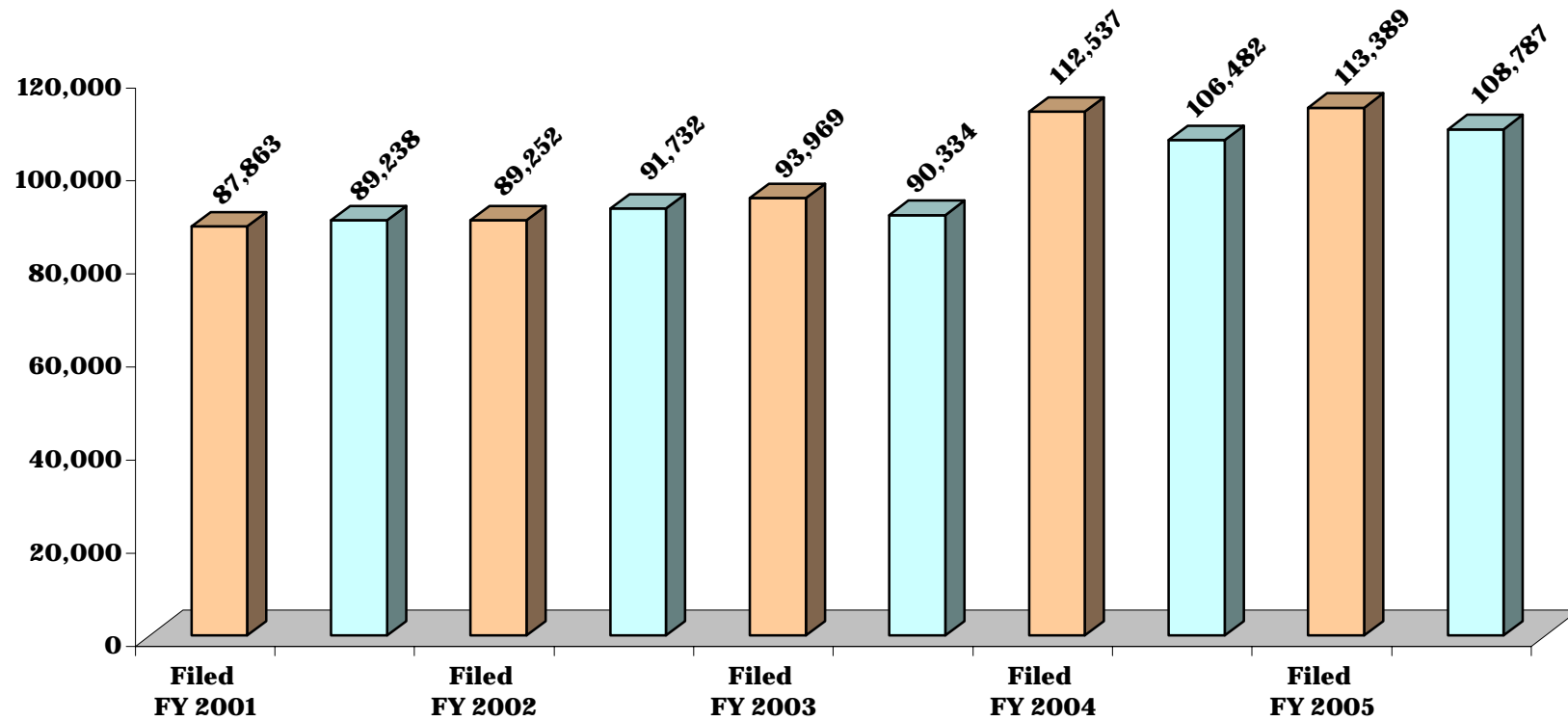
*As of FY 2002, both filed and terminated figures reported for all major case categories. Figures for FY 2002 and later include case types not previously reported in the statistical abstract. See tables for the major case categories for information on case types included.

**CHART DC-1.4
DISTRICT COURT**

DISTRICT 4 - Calvert, Charles and St. Mary's Counties

MOTOR VEHICLE, CRIMINAL AND CIVIL CASES*

5 Year Comparative Data: Fiscal Years 2001 - 2005



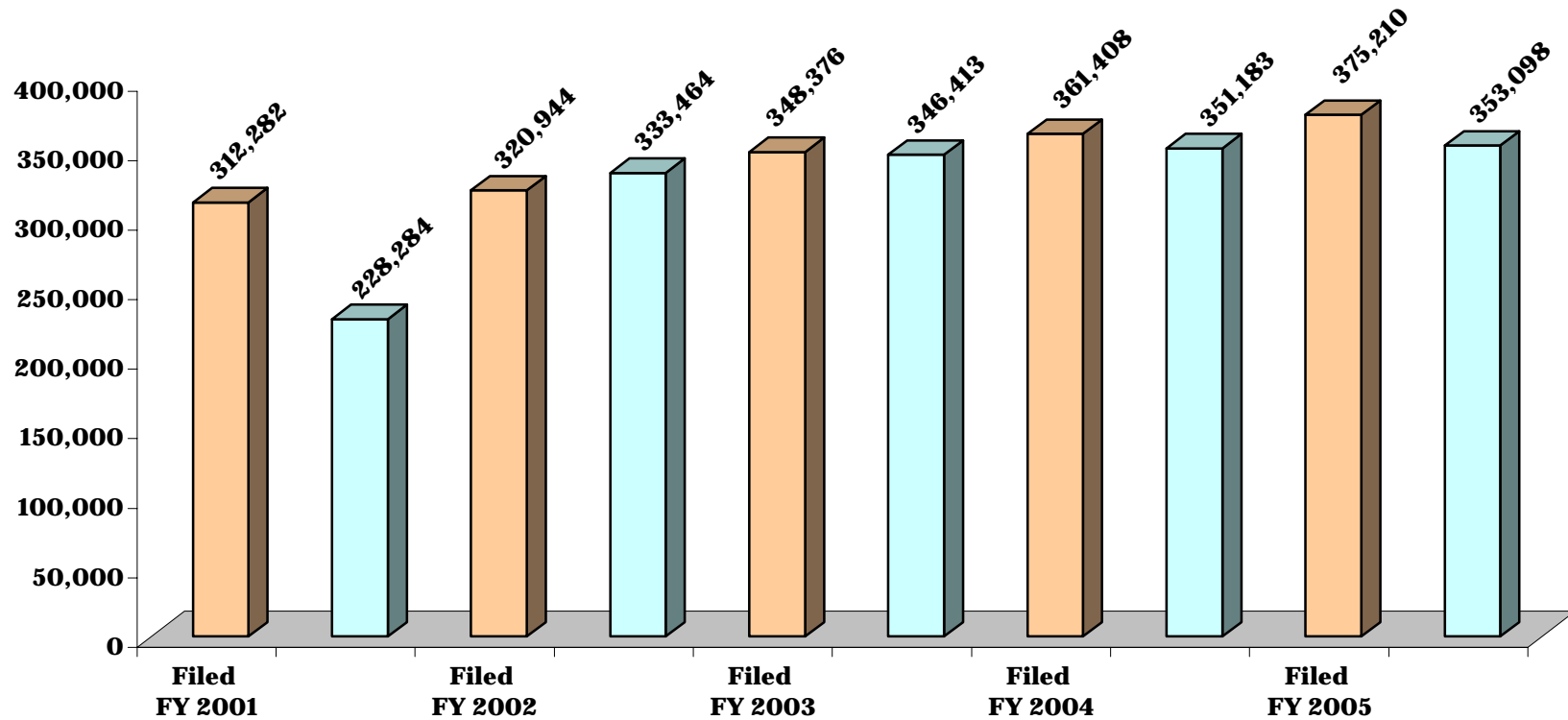
*As of FY 2002, both filed and terminated figures reported for all major case categories. Figures for FY 2002 and later include case types not previously reported in the statistical abstract. See tables for the major case categories for information on case types included.

**CHART DC-1.5
DISTRICT COURT**

DISTRICT 5 - Prince George's County

MOTOR VEHICLE, CRIMINAL AND CIVIL CASES*

5 Year Comparative Data: Fiscal Years 2001 - 2005



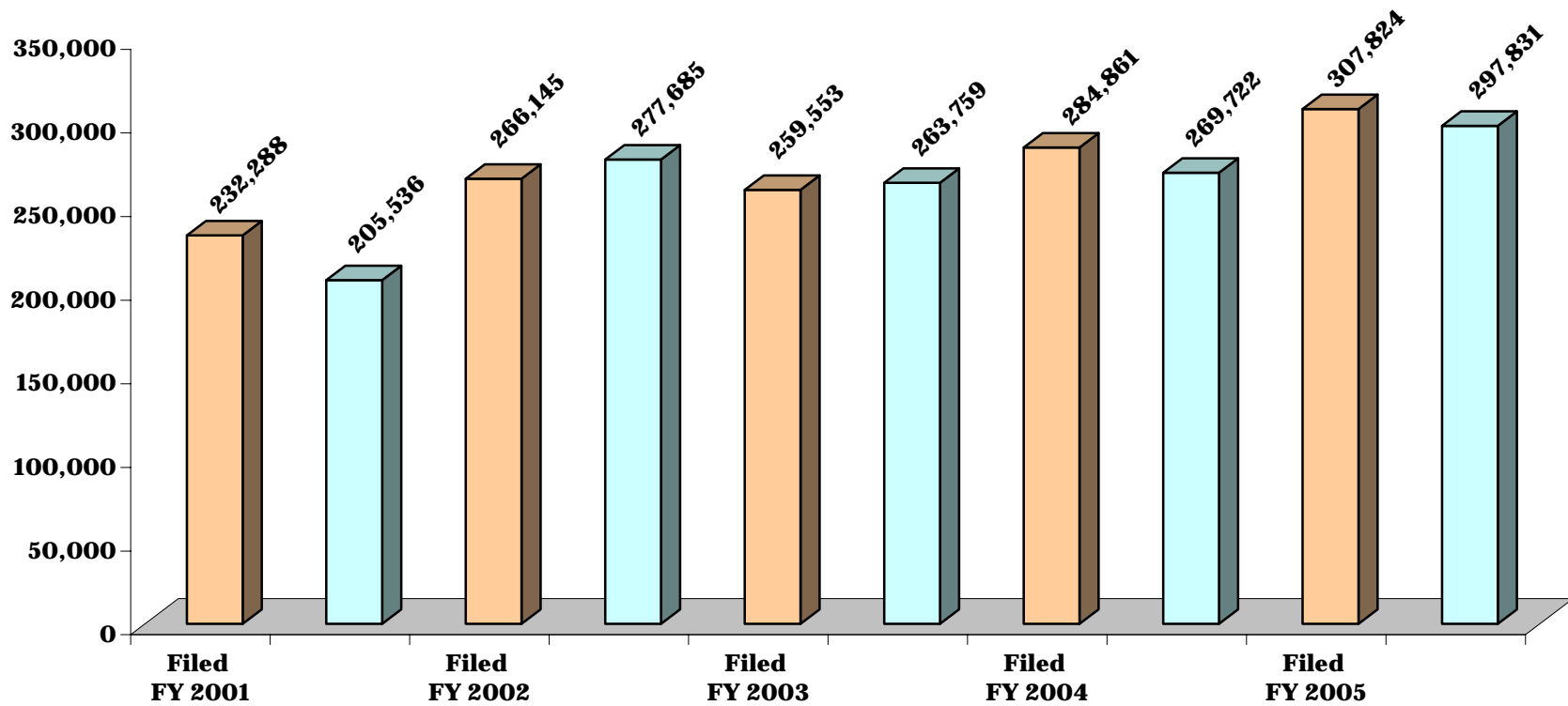
*As of FY 2002, both filed and terminated figures reported for all major case categories. Figures for FY 2002 and later include case types not previously reported in the statistical abstract. See tables for the major case categories for information on case types included.

**CHART DC-1.6
DISTRICT COURT**

DISTRICT 6 - Montgomery County

MOTOR VEHICLE, CRIMINAL AND CIVIL CASES*

5 Year Comparative Data: Fiscal Years 2001 - 2005



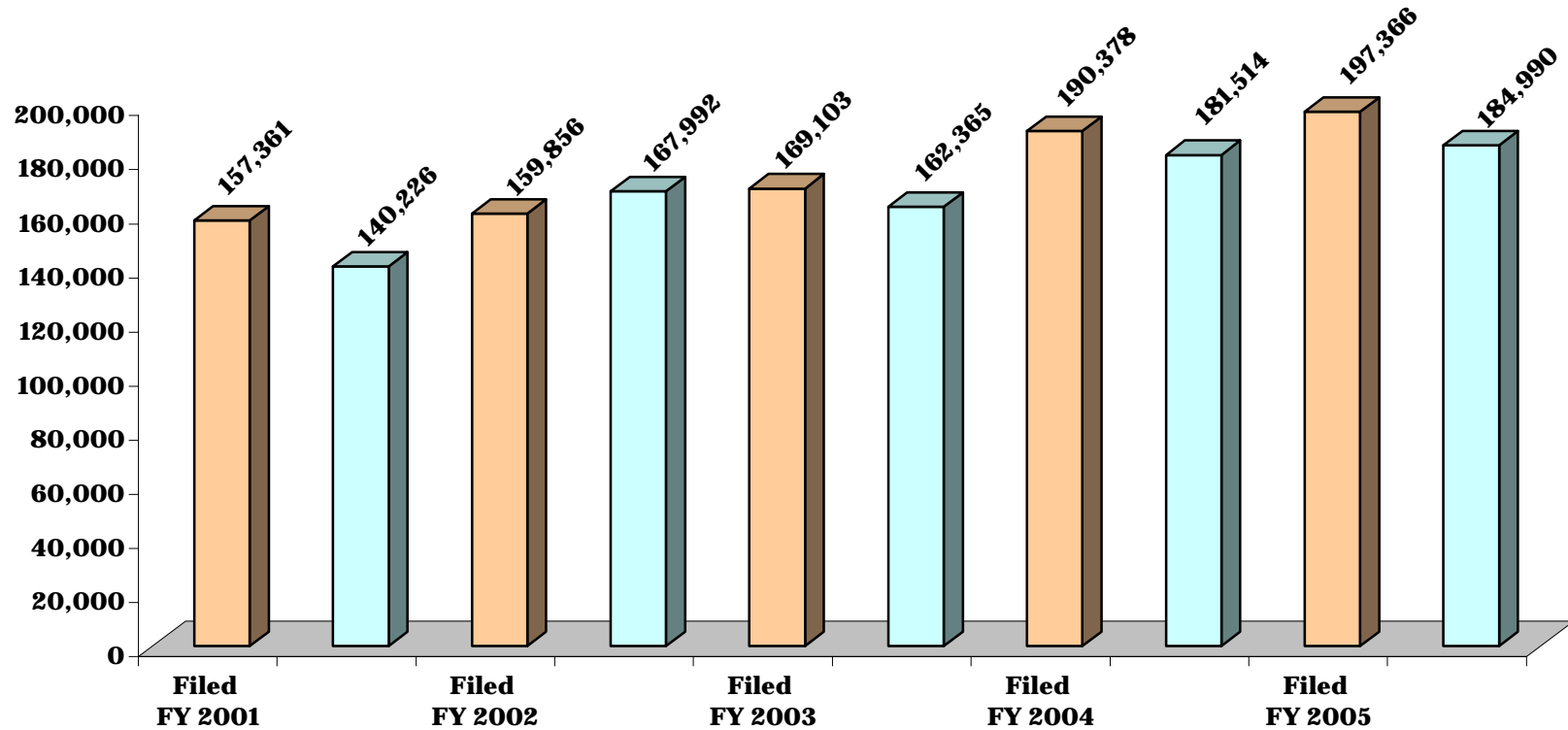
*As of FY 2002, both filed and terminated figures reported for all major case categories. Figures for FY 2002 and later include case types not previously reported in the statistical abstract. See tables for the major case categories for information on case types included.

**CHART DC-1.7
DISTRICT COURT**

DISTRICT 7 - Anne Arundel County

MOTOR VEHICLE, CRIMINAL AND CIVIL CASES*

5 Year Comparative Data: Fiscal Years 2001 - 2005



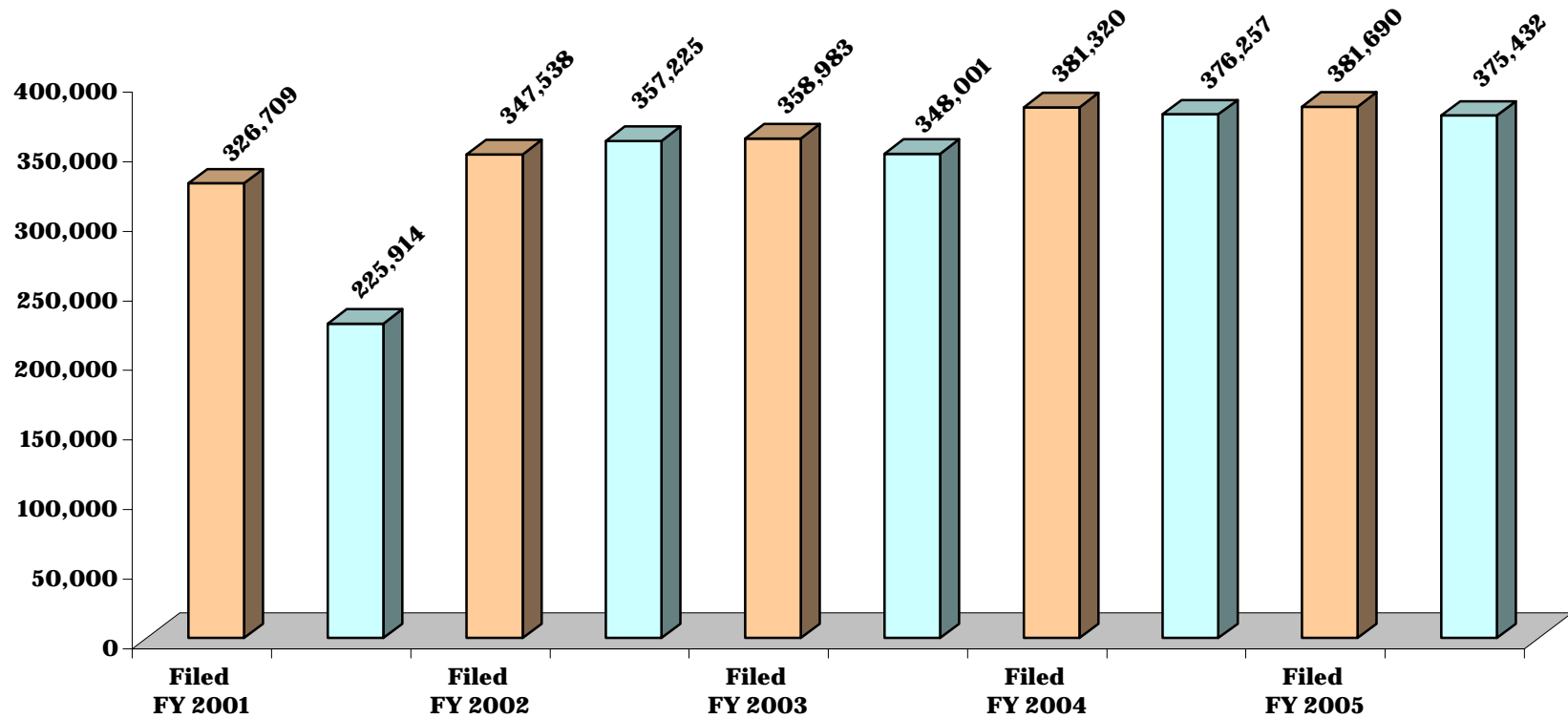
*As of FY 2002, both filed and terminated figures reported for all major case categories. Figures for FY 2002 and later include case types not previously reported in the statistical abstract. See tables for the major case categories for information on case types included.

**CHART DC-1.8
DISTRICT COURT**

DISTRICT 8 - Baltimore County

MOTOR VEHICLE, CRIMINAL AND CIVIL CASES*

5 Year Comparative Data: Fiscal Years 2001 - 2005



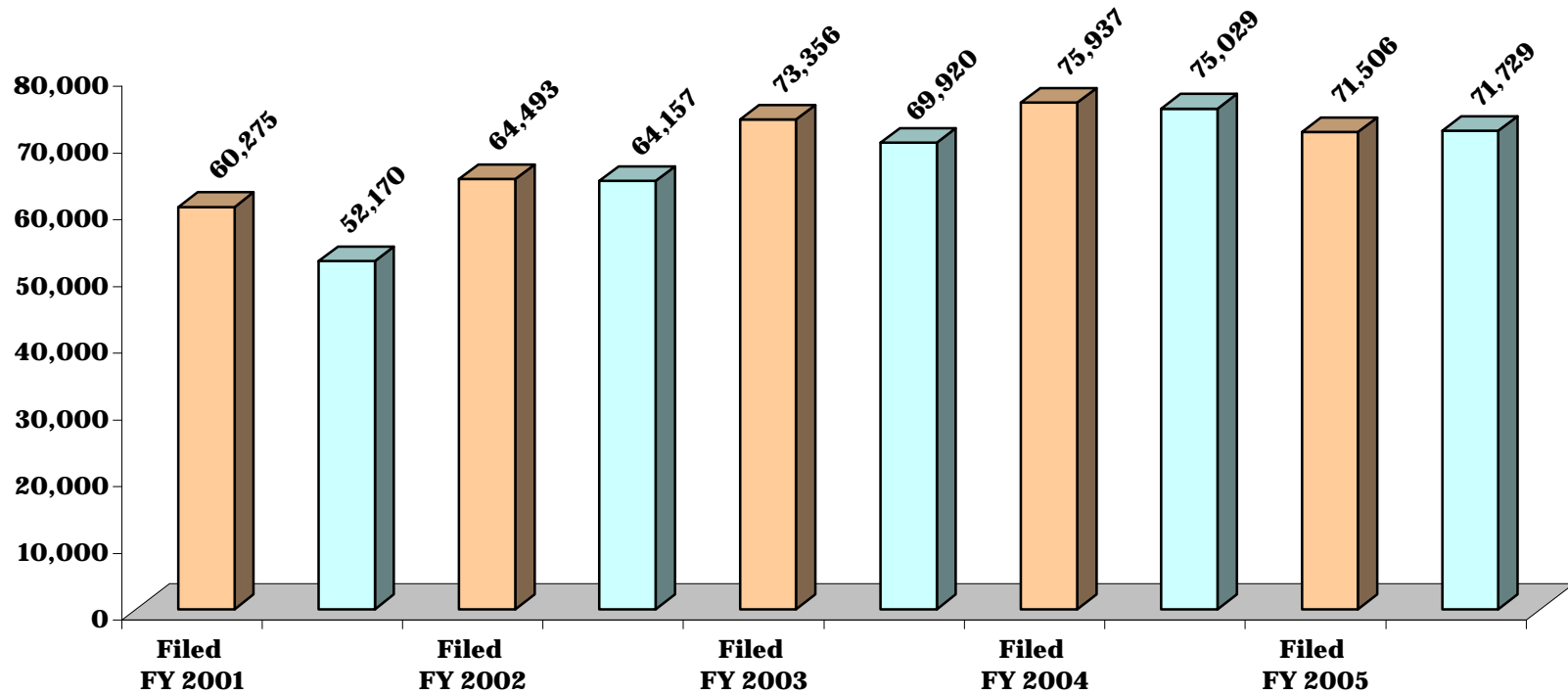
*As of FY 2002, both filed and terminated figures reported for all major case categories. Figures for FY 2002 and later include case types not previously reported in the statistical abstract. See tables for the major case categories for information on case types included.

**CHART DC-1.9
DISTRICT COURT**

DISTRICT 9 - Harford County

MOTOR VEHICLE, CRIMINAL AND CIVIL CASES*

5 Year Comparative Data: Fiscal Years 2001 - 2005



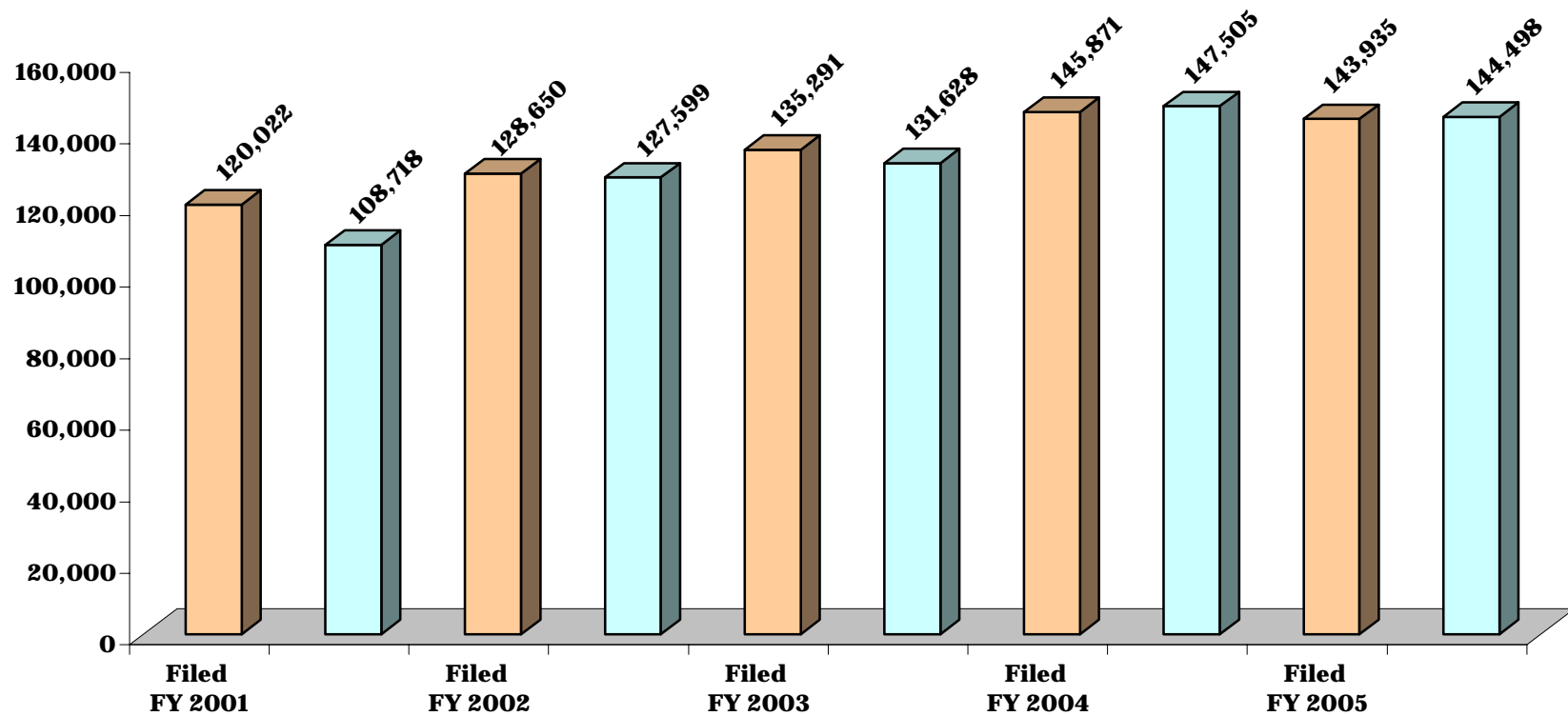
*As of FY 2002, both filed and terminated figures reported for all major case categories. Figures for FY 2002 and later include case types not previously reported in the statistical abstract. See tables for the major case categories for information on case types included.

**CHART DC-1.10
DISTRICT COURT**

DISTRICT 10 - Carroll and Howard Counties

MOTOR VEHICLE, CRIMINAL AND CIVIL CASES*

5 Year Comparative Data: Fiscal Years 2001 - 2005



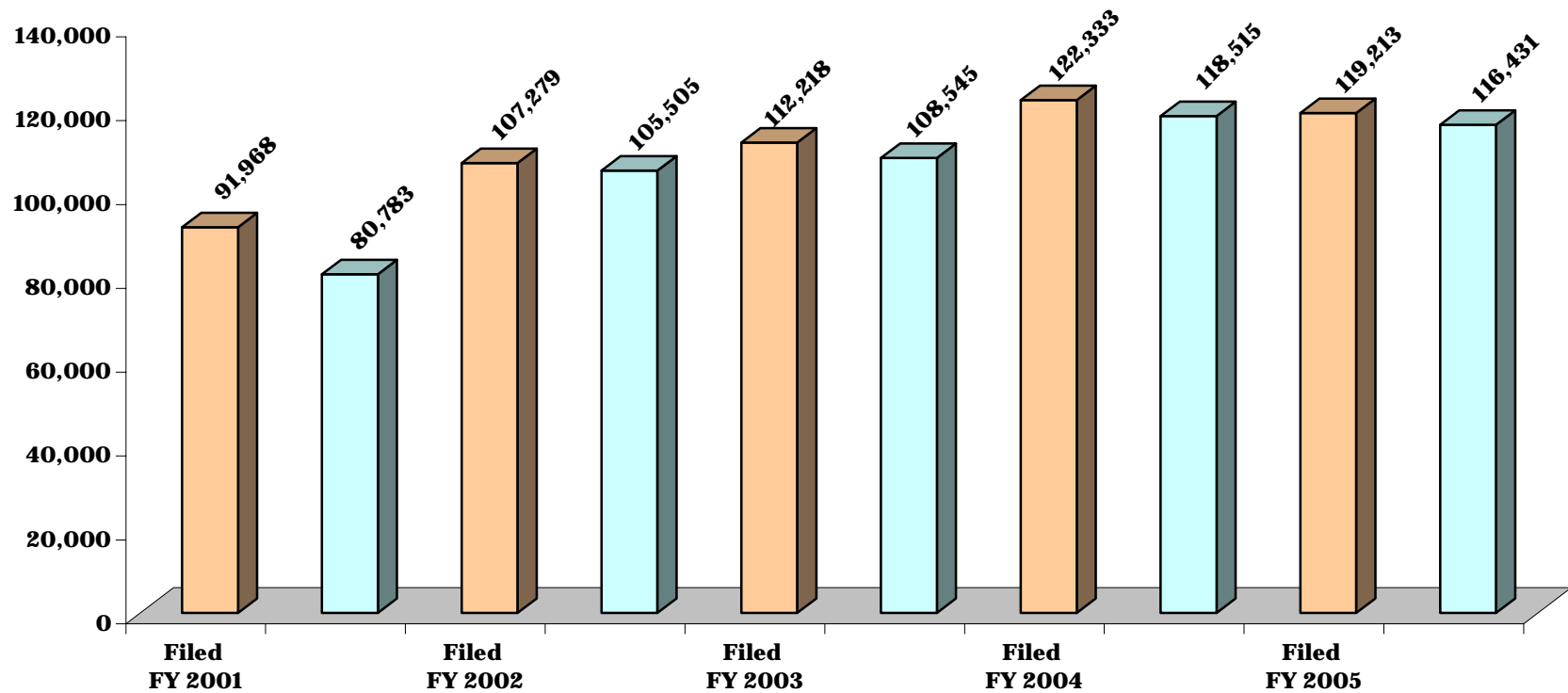
*As of FY 2002, both filed and terminated figures reported for all major case categories. Figures for FY 2002 and later include case types not previously reported in the statistical abstract. See tables for the major case categories for information on case types included.

**CHART DC-1.11
DISTRICT COURT**

DISTRICT 11 - Frederick and Washington Counties

MOTOR VEHICLE, CRIMINAL AND CIVIL CASES*

5 Year Comparative Data: Fiscal Years 2001 - 2005



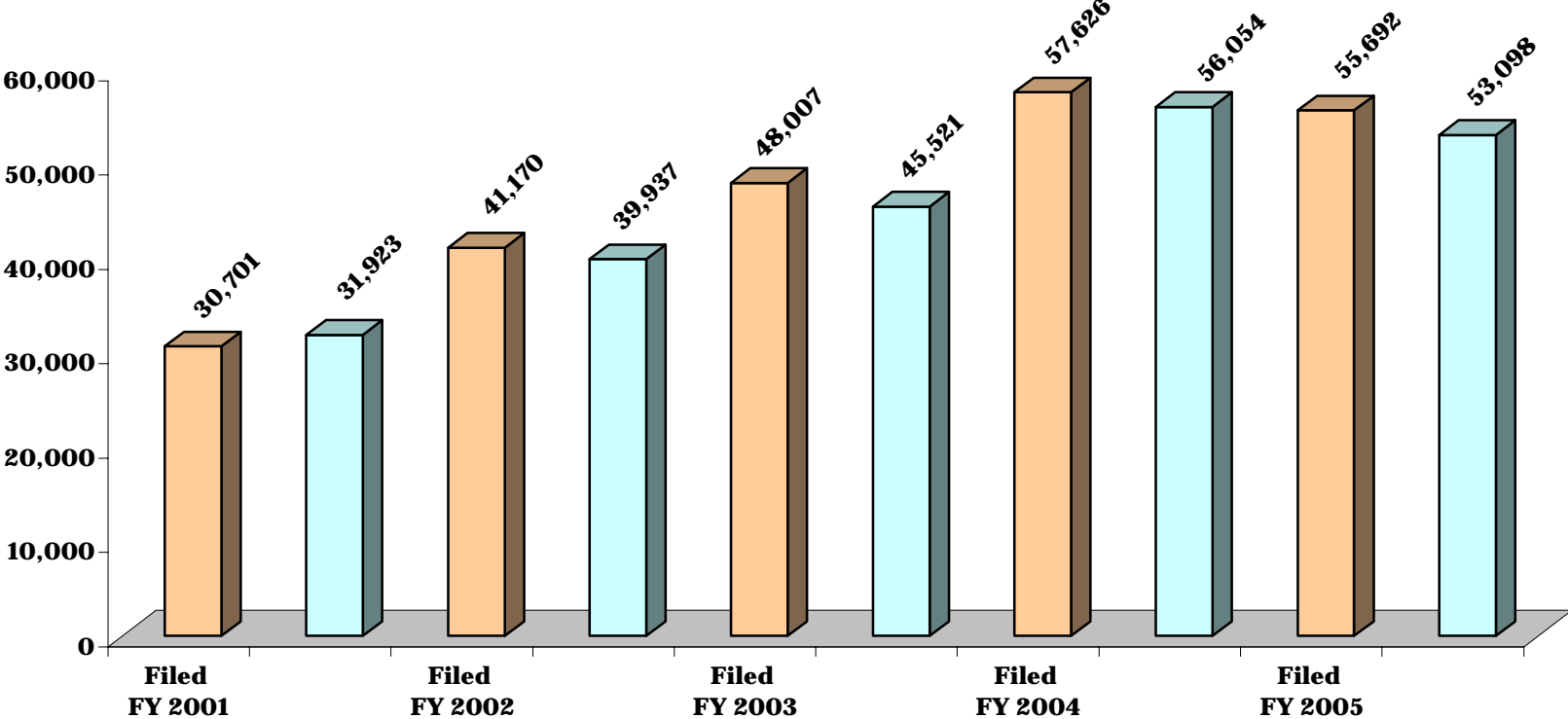
*As of FY 2002, both filed and terminated figures reported for all major case categories. Figures for FY 2002 and later include case types not previously reported in the statistical abstract. See tables for the major case categories for information on case types included.

**CHART DC-1.12
DISTRICT COURT**

DISTRICT 12 - Allegany and Garrett Counties

MOTOR VEHICLE, CRIMINAL AND CIVIL CASES*

5 Year Comparative Data: Fiscal Years 2001 - 2005

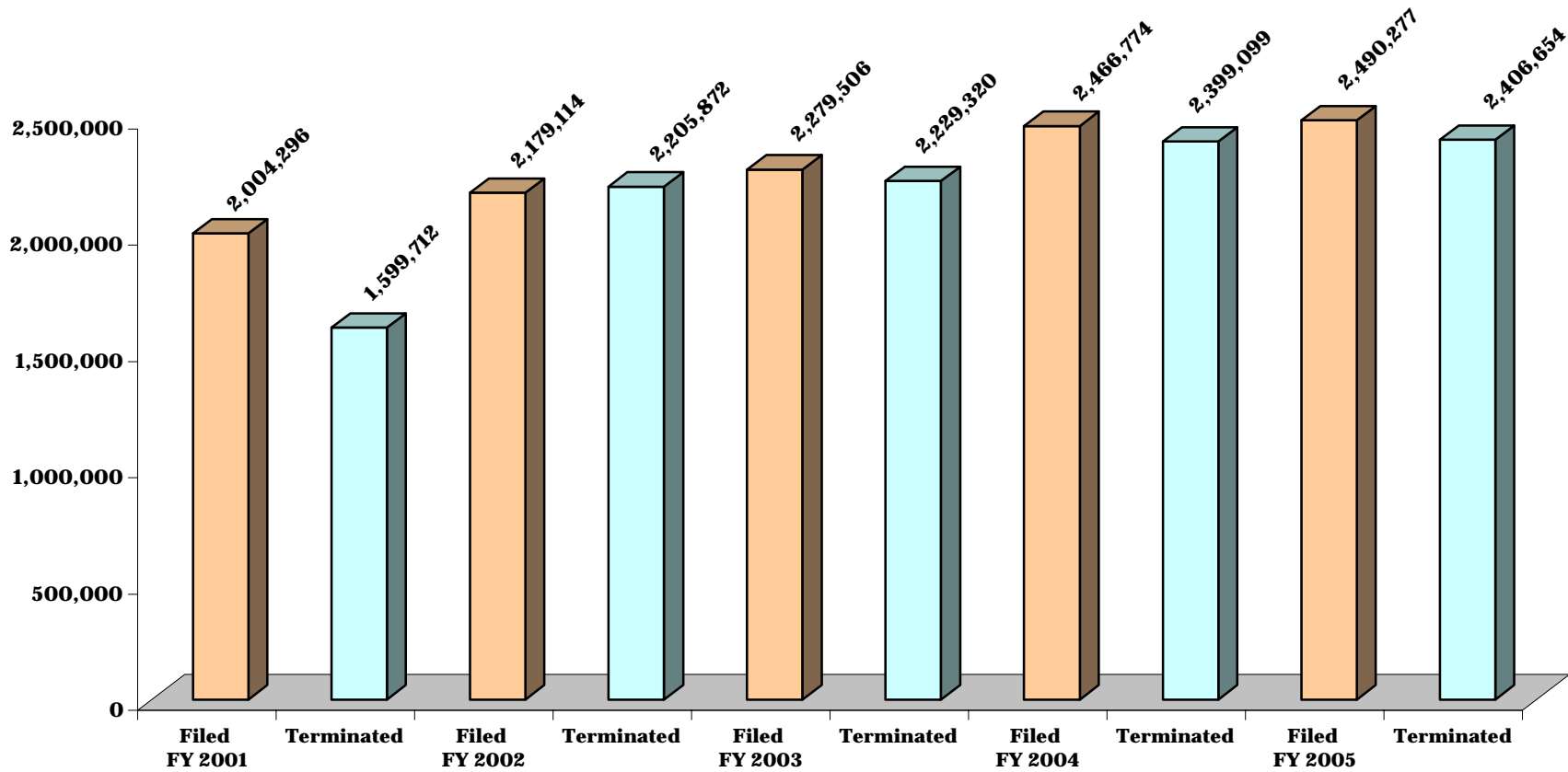


*As of FY 2002, both filed and terminated figures reported for all major case categories. Figures for FY 2002 and later include case types not previously reported in the statistical abstract. See tables for the major case categories for information on case types included.

**CHART DC-1.13
DISTRICT COURT**

**STATE TOTAL:
MOTOR VEHICLE, CRIMINAL AND CIVIL CASES***

5 Year Comparative Data: Fiscal Years 2001 - 2005



*As of FY 2002, both filed and terminated figures reported for all major case categories. Figures for FY 2002 and later include case types not previously reported in the statistical abstract. See tables for the major case categories for information on case types included.

**TABLE DC-2
DISTRICT COURT**

MOTOR VEHICLE, CRIMINAL AND CIVIL CASES

Fiscal Year 2005

	Motor Vehicle		Criminal		Civil		Landlord-Tenant
	Filed	Terminated	Filed	Terminated	Filed	Terminated	Filed*
District 1	162,183	151,954	84,255	88,777	61,427	64,115	141,010
Baltimore City	162,183	151,954	84,255	88,777	61,427	64,115	141,010
District 2	104,361	93,254	11,568	11,624	23,917	20,673	11,593
Dorchester	13,479	11,806	1,689	1,682	2,689	2,530	1,234
Somerset	19,896	17,906	1,097	977	2,622	2,514	1,406
Wicomico	37,032	34,033	3,334	3,399	12,215	9,814	8,020
Worcester	33,954	29,509	5,448	5,566	6,391	5,815	933
District 3	99,392	92,094	7,350	7,921	11,353	11,702	6,043
Caroline	10,587	9,250	1,027	1,023	1,864	1,796	763
Cecil	38,443	35,525	3,059	3,167	3,924	4,010	3,877
Kent	8,024	6,977	686	709	1,396	1,547	403
Queen Anne's	26,002	24,778	1,175	1,421	1,915	2,110	421
Talbot	16,336	15,564	1,403	1,601	2,254	2,239	579

	Motor Vehicle		Criminal		Civil		Landlord-Tenant
	Filed	Terminated	Filed	Terminated	Filed	Terminated	Filed*
District 4	82,183	77,227	10,298	10,268	13,284	13,668	7,624
Calvert	20,376	19,395	2,649	2,588	3,614	3,480	1,201
Charles	39,470	37,004	4,367	4,541	6,479	6,888	3,308
St. Mary's	22,337	20,828	3,282	3,139	3,191	3,300	3,115
District 5	166,975	146,162	20,606	19,753	63,999	63,553	123,630
Prince George's	166,975	146,162	20,606	19,753	63,999	63,553	123,630
District 6	212,007	196,919	14,228	15,621	40,539	44,241	41,050
Montgomery	212,007	196,919	14,228	15,621	40,539	44,241	41,050

MOTOR VEHICLE, CRIMINAL AND CIVIL CASES, page 2

	Motor Vehicle		Criminal		Civil		Landlord-Tenant
	Filed	Terminated	Filed	Terminated	Filed	Terminated	Filed*
District 7	126,575	116,506	14,007	13,211	27,215	25,704	29,569
Anne Arundel	126,575	116,506	14,007	13,211	27,215	25,704	29,569
District 8	176,249	169,224	17,745	19,990	63,809	62,331	123,887
Baltimore	176,249	169,224	17,745	19,990	63,809	62,331	123,887
District 9	44,601	44,470	5,114	5,569	10,514	10,413	11,277
Harford	44,601	44,470	5,114	5,569	10,514	10,413	11,277

	Motor Vehicle		Criminal		Civil		Landlord-Tenant
	Filed	Terminated	Filed	Terminated	Filed	Terminated	Filed*
District 10	105,820	105,916	6,751	7,414	14,881	14,685	16,483
Carroll	38,816	42,624	2,956	3,357	5,355	5,550	2,527
Howard	67,004	63,292	3,795	4,057	9,526	9,135	13,956
District 11	82,061	78,799	8,758	9,061	15,665	15,842	12,729
Frederick	50,968	49,024	3,867	3,967	7,317	7,387	5,630
Washington	31,093	29,775	4,891	5,094	8,348	8,455	7,099
District 12	44,103	41,272	4,473	4,749	6,197	6,158	919
Allegany	20,884	19,407	3,281	3,461	4,841	4,915	844
Garrett	23,219	21,865	1,192	1,288	1,356	1,243	75

	Motor Vehicle		Criminal		Civil		Landlord-Tenant
	Filed	Terminated	Filed	Terminated	Filed	Terminated	Filed*
State Totals	1,406,510	1,313,797	205,153	213,958	352,800	353,085	525,814

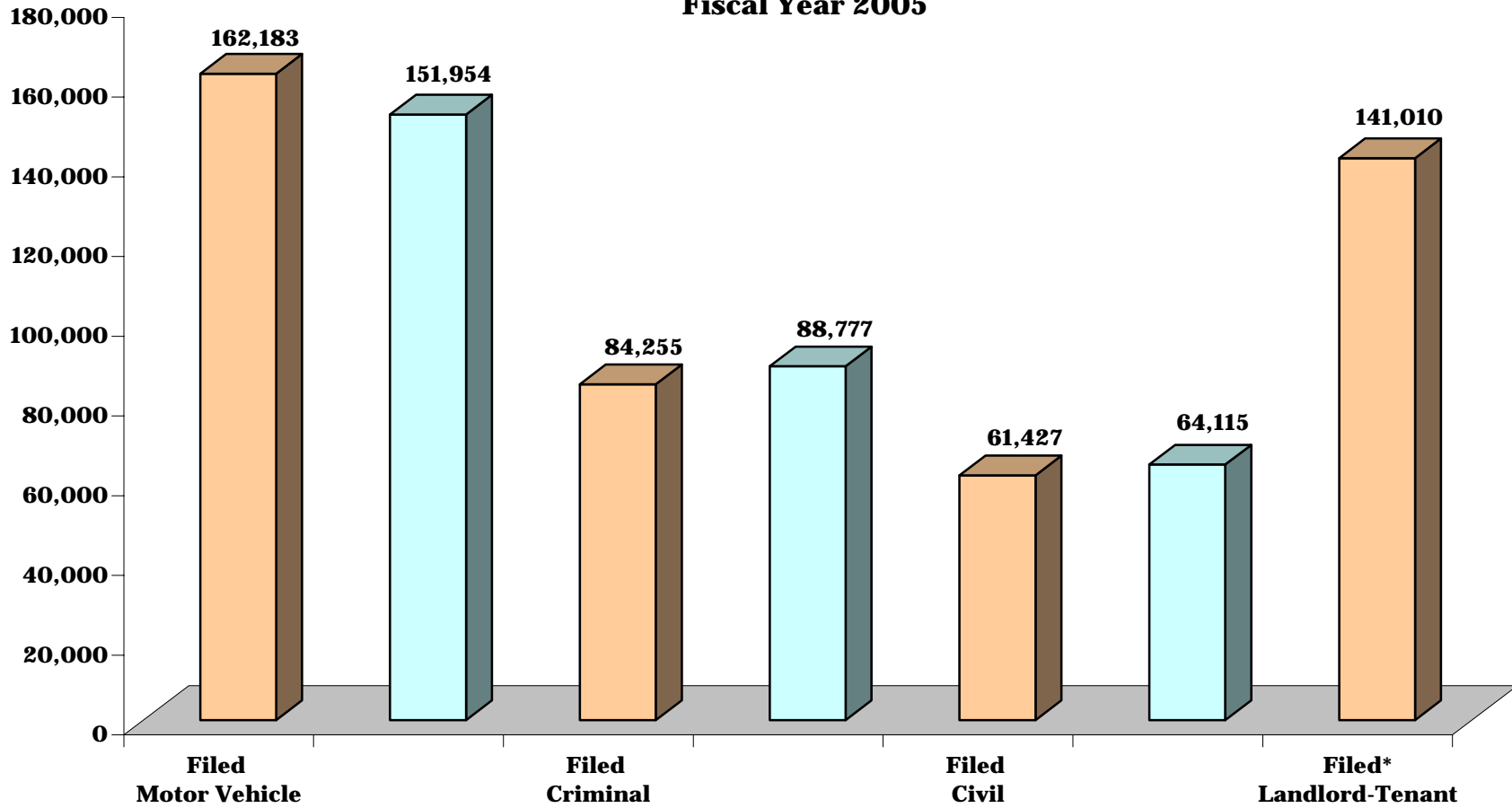
*Landlord-Tenant termination figures are not available.

**CHART DC-2.1
DISTRICT COURT**

DISTRICT 1 - Baltimore City

MOTOR VEHICLE, CRIMINAL AND CIVIL CASES

Fiscal Year 2005



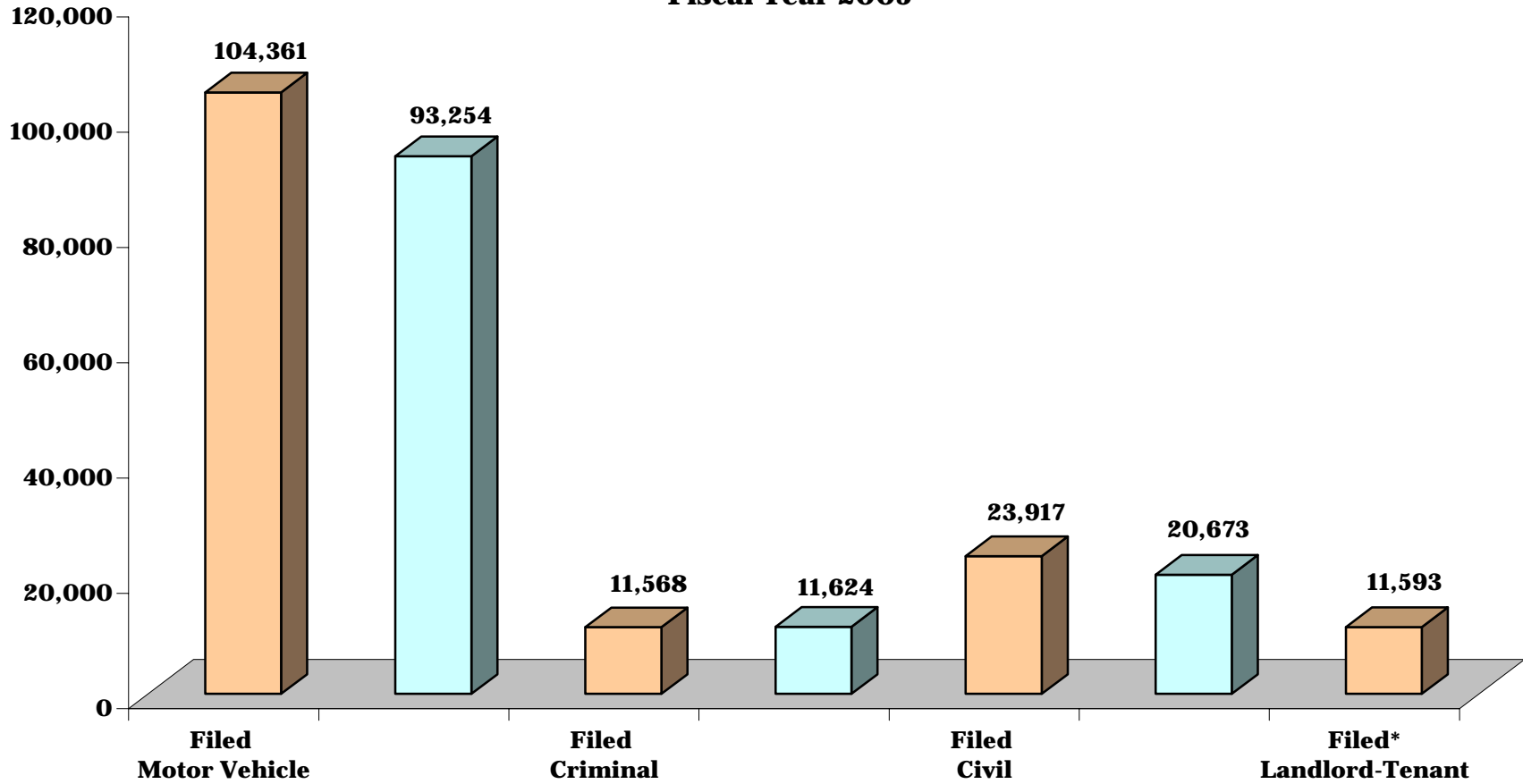
*Landlord-Tenant termination figures are not available.

**CHART DC-2.2
DISTRICT COURT**

DISTRICT 2 - Dorchester, Somerset, Wicomico and Worcester Counties

MOTOR VEHICLE, CRIMINAL AND CIVIL CASES

Fiscal Year 2005



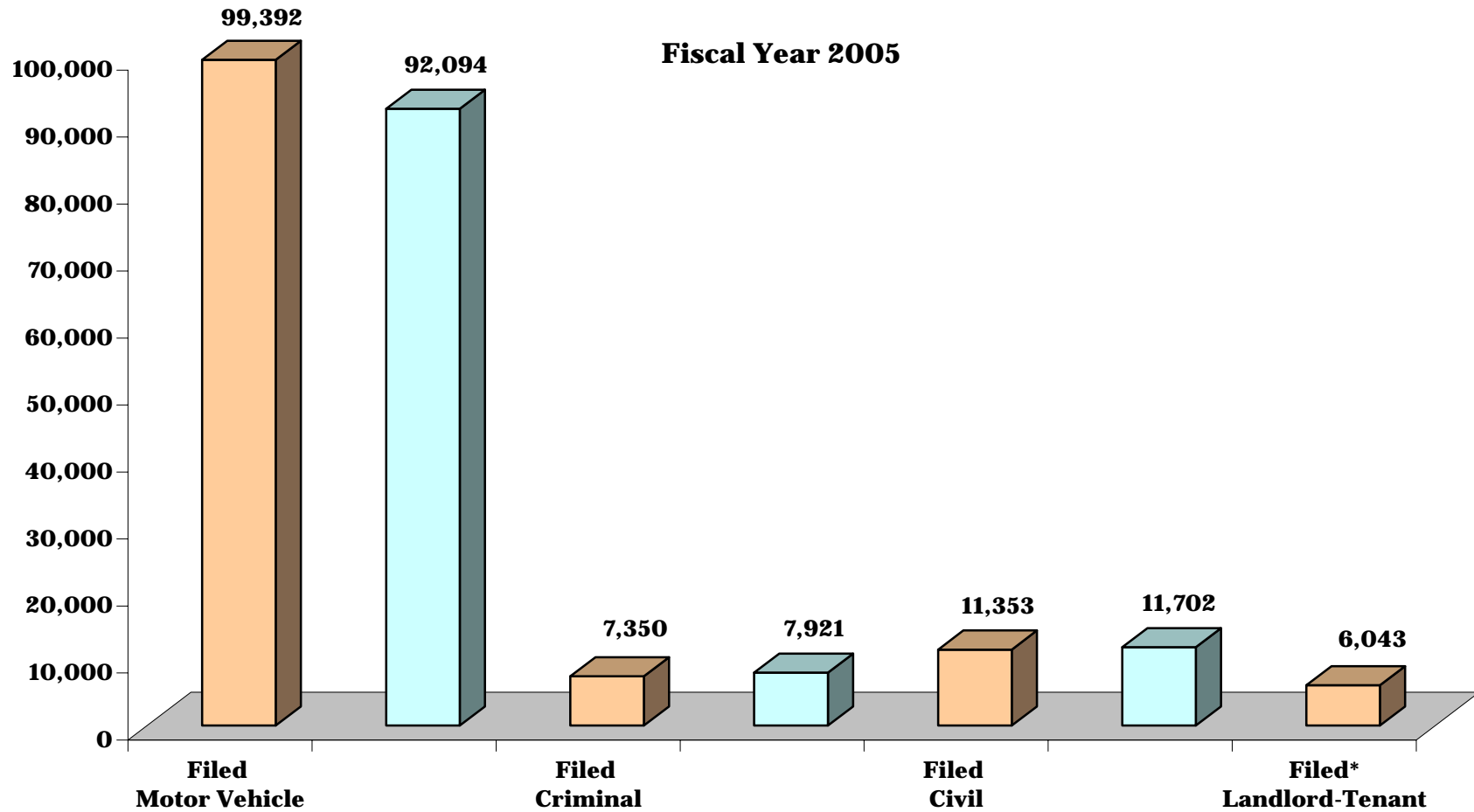
*Landlord-Tenant termination figures are not available.

**CHART DC-2.3
DISTRICT COURT**

DISTRICT 3 - Caroline, Cecil, Kent, Queen Anne's and Talbot Counties

MOTOR VEHICLE, CRIMINAL AND CIVIL CASES

Fiscal Year 2005



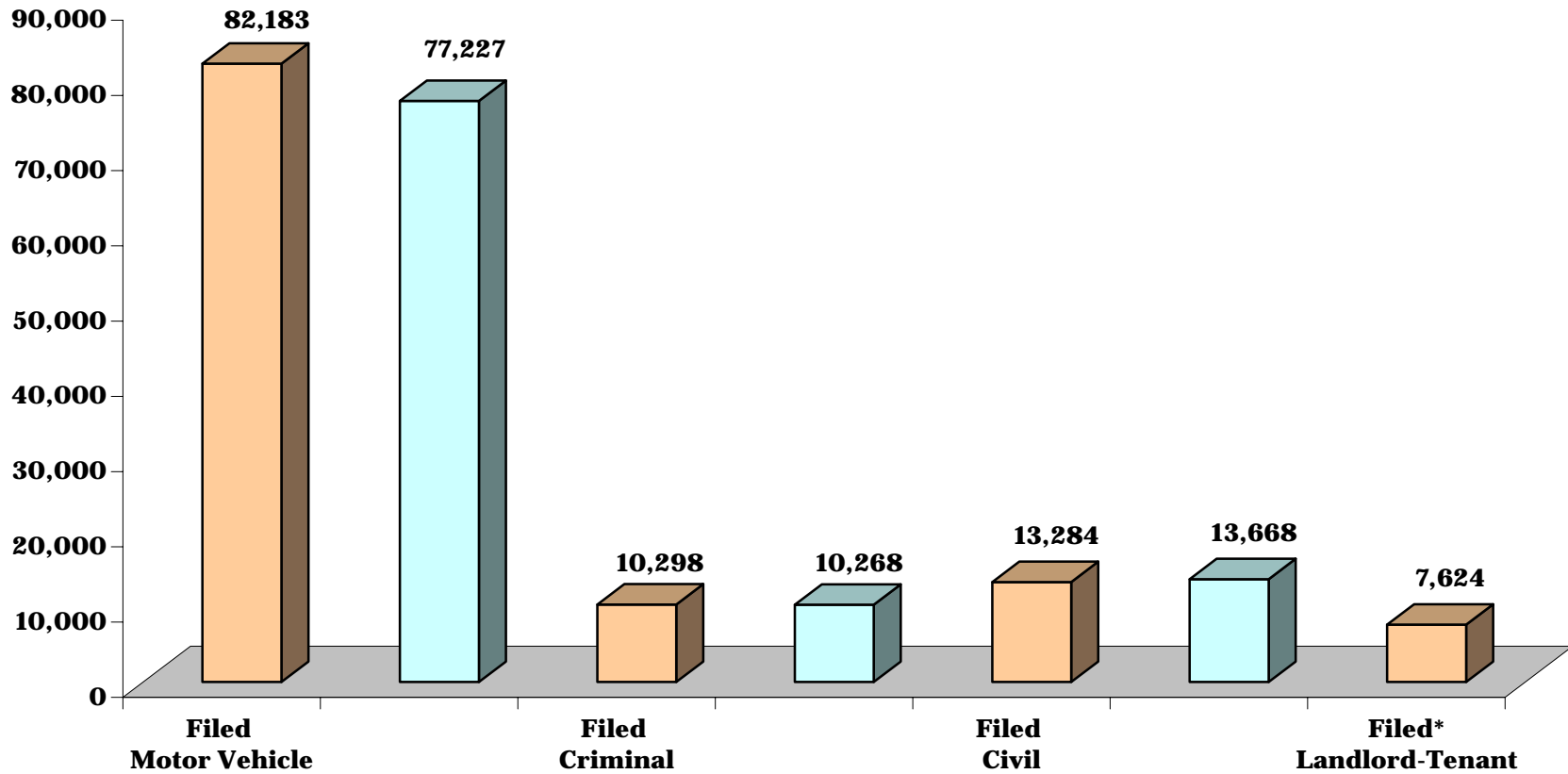
*Landlord-Tenant termination figures are not available.

**CHART DC-2.4
DISTRICT COURT**

DISTRICT 4 - Calvert, Charles and St. Mary's Counties

MOTOR VEHICLE, CRIMINAL AND CIVIL CASES

Fiscal Year 2005



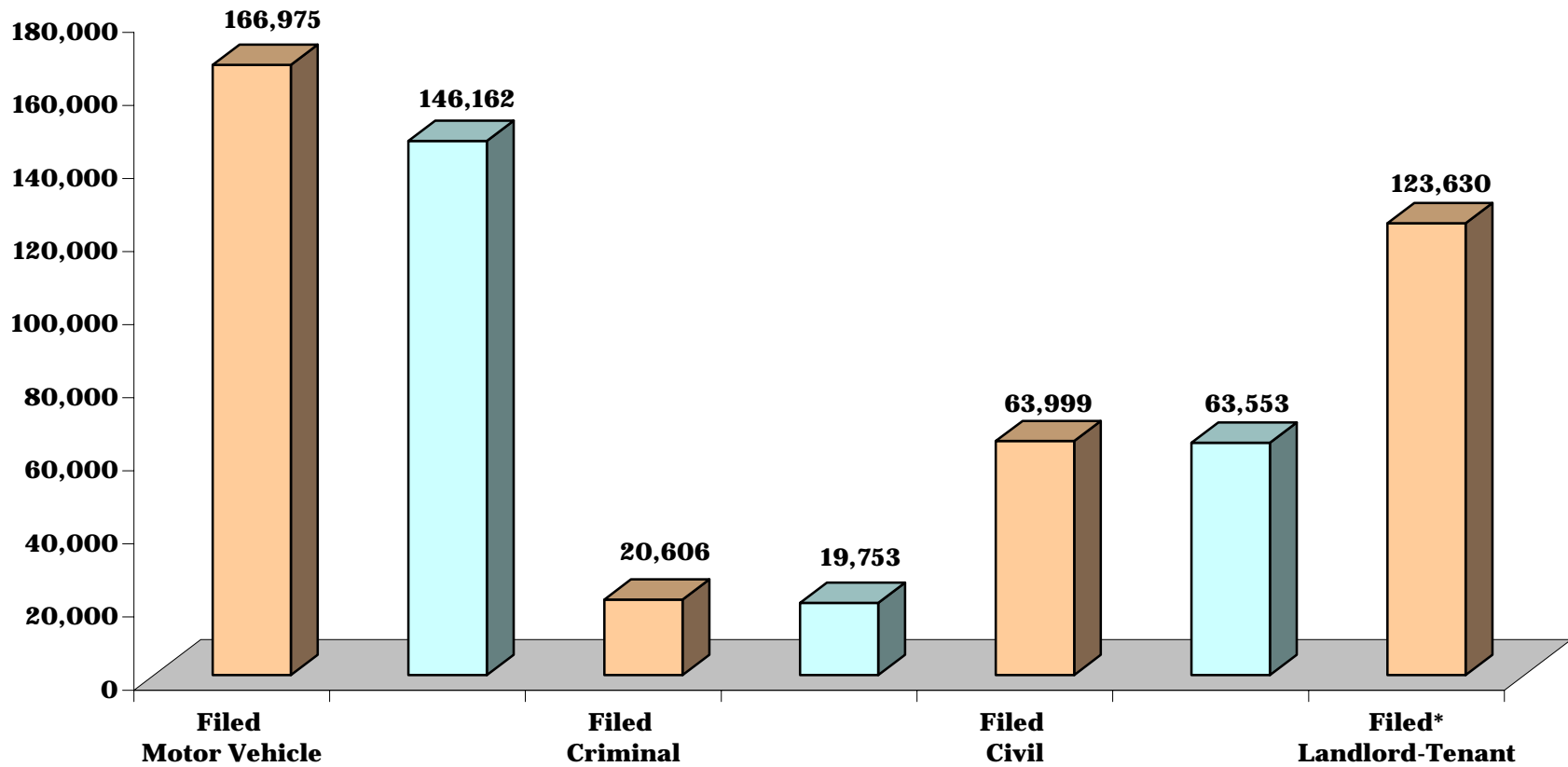
*Landlord-Tenant termination figures are not available.

**CHART DC-2.5
DISTRICT COURT**

DISTRICT 5 - Prince George's County

MOTOR VEHICLE, CRIMINAL AND CIVIL CASES

Fiscal Year 2005



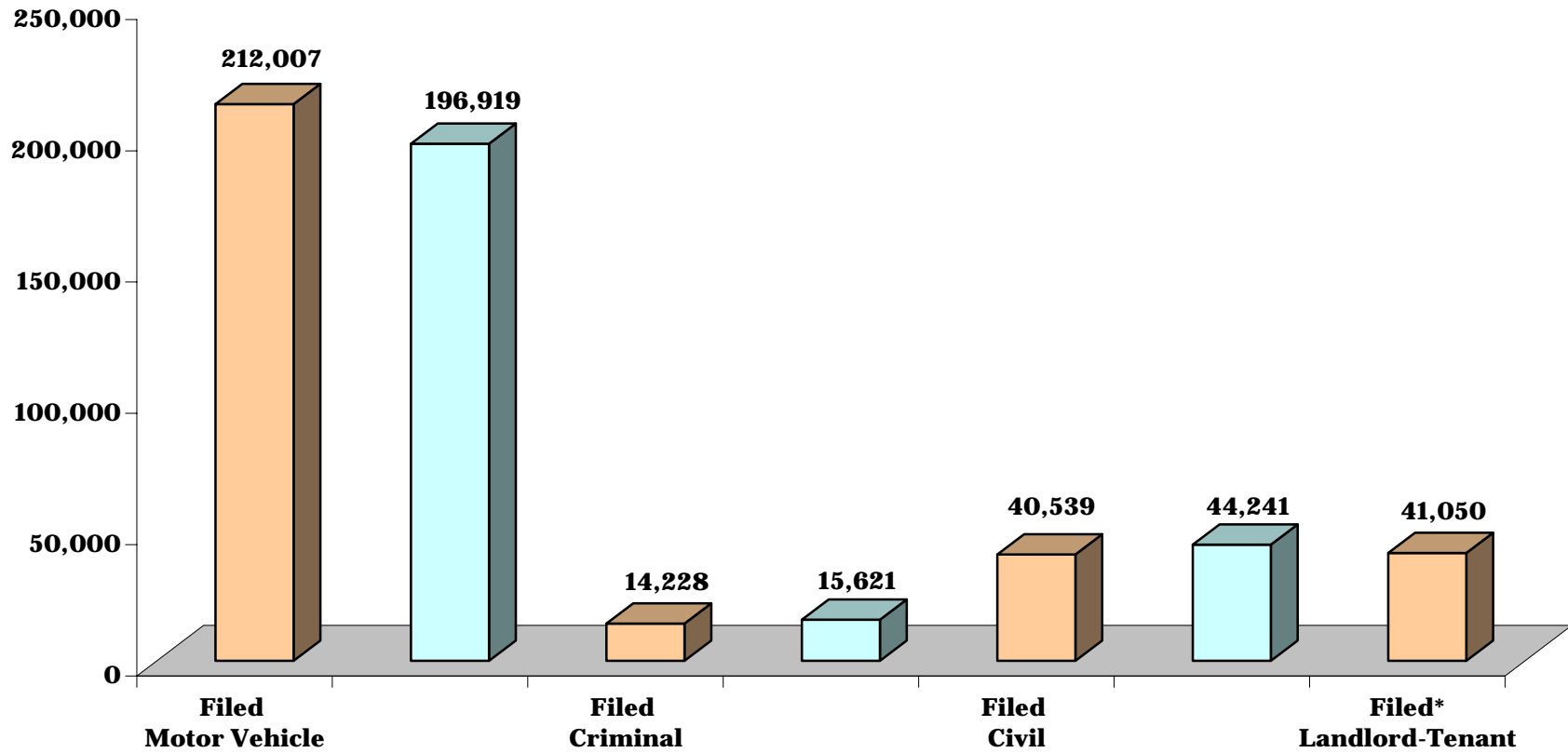
*Landlord-Tenant termination figures are not available.

**CHART DC-2.6
DISTRICT COURT**

DISTRICT 6 - Montgomery County

MOTOR VEHICLE, CRIMINAL AND CIVIL CASES

Fiscal Year 2005

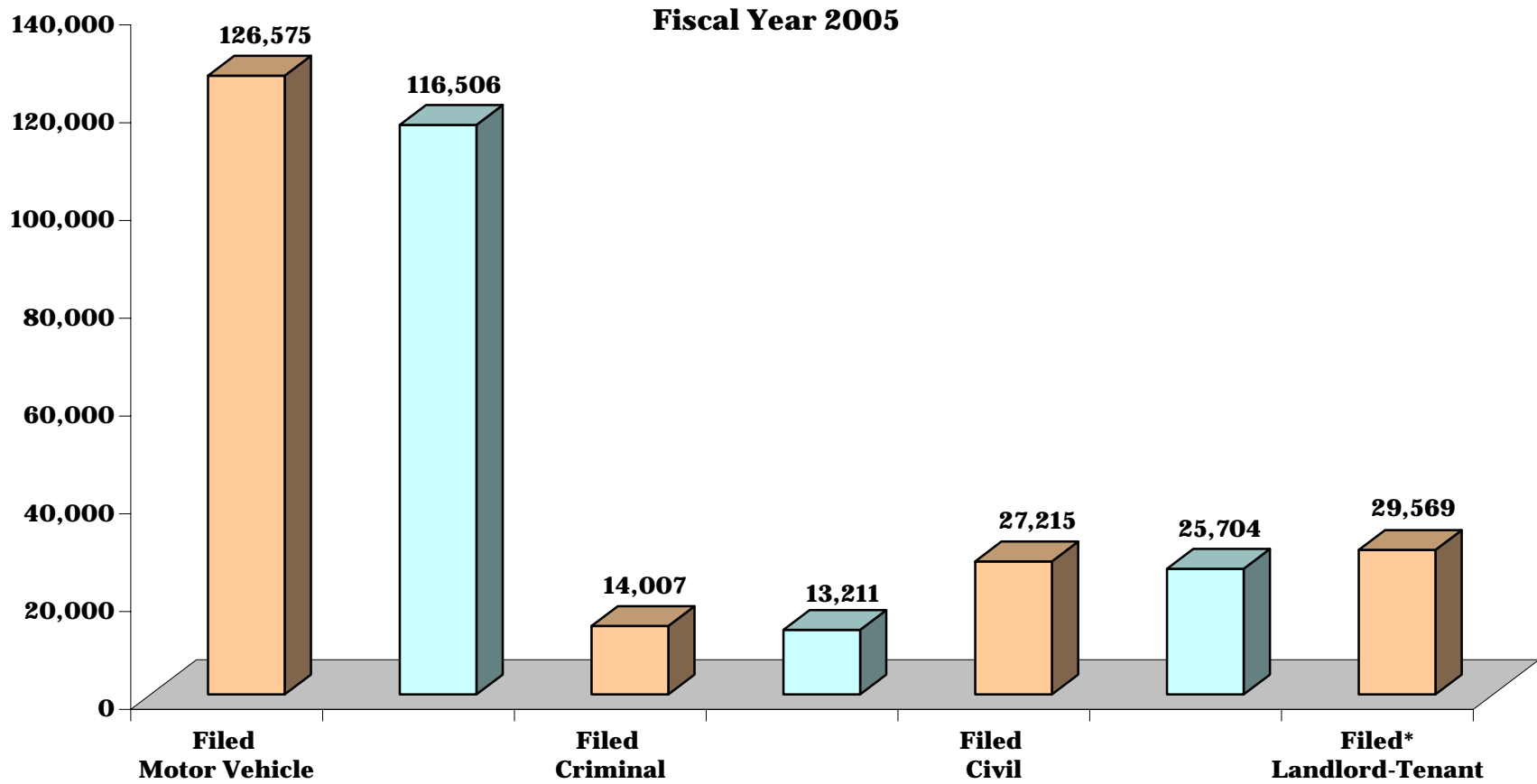


*Landlord-Tenant termination figures are not available.

**CHART DC-2.7
DISTRICT COURT**

DISTRICT 7 - Anne Arundel County

MOTOR VEHICLE, CRIMINAL AND CIVIL CASES

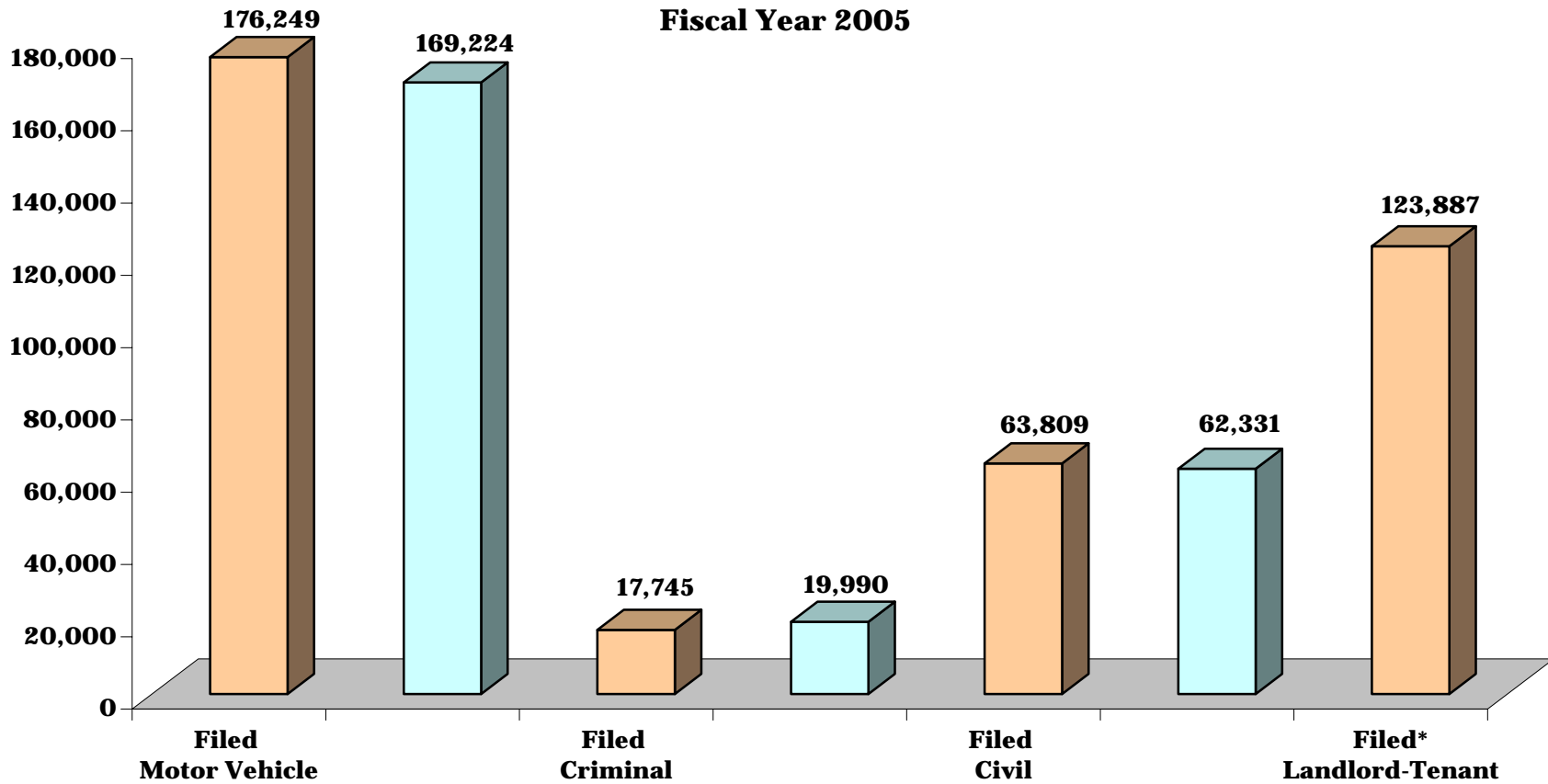


*Landlord-Tenant termination figures are not available.

**CHART DC-2.8
DISTRICT COURT**

DISTRICT 8 - Baltimore County

MOTOR VEHICLE, CRIMINAL AND CIVIL CASES



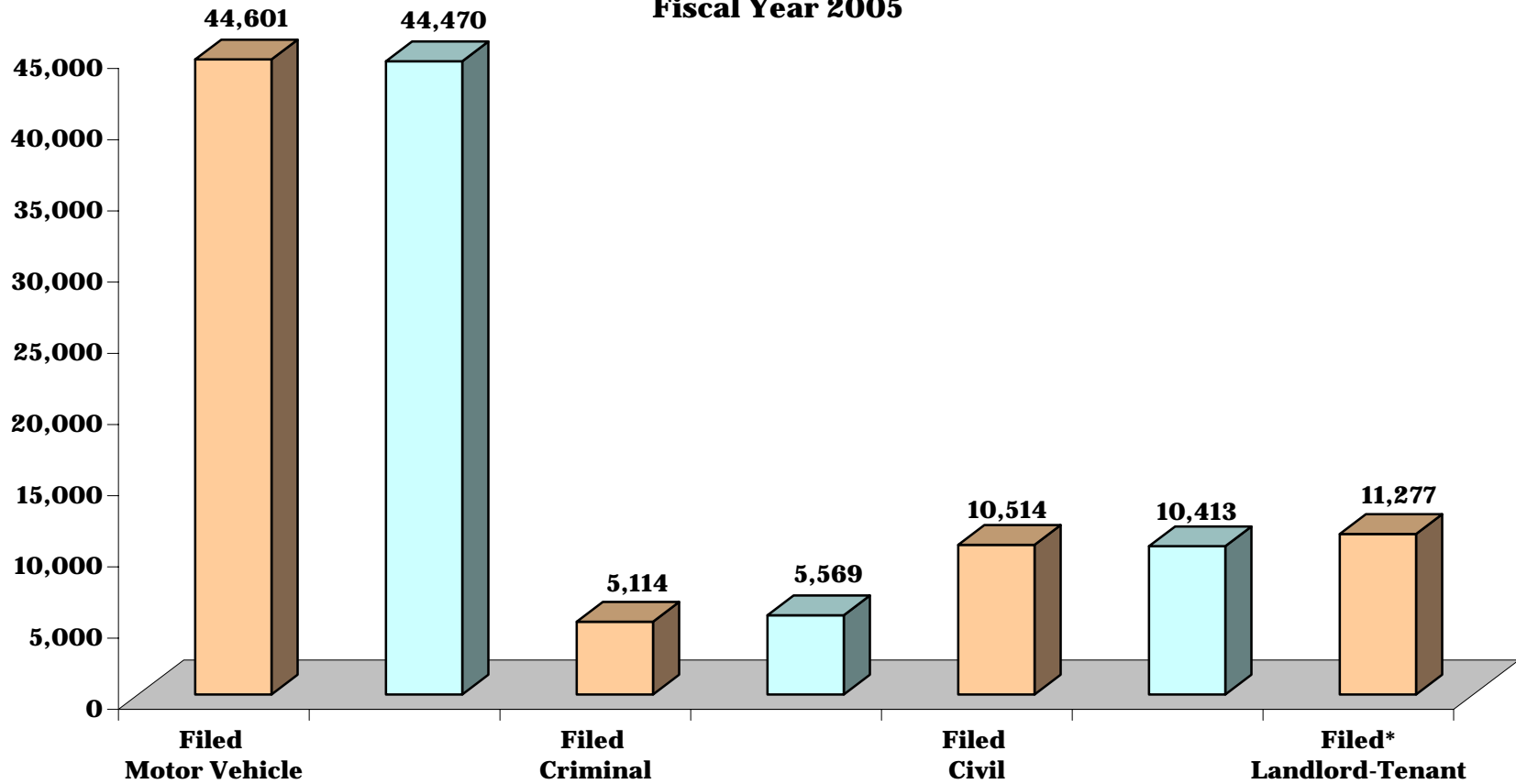
*Landlord-Tenant termination figures are not available.

**CHART DC-2.9
DISTRICT COURT**

DISTRICT 9 - Harford County

MOTOR VEHICLE, CRIMINAL AND CIVIL CASES

Fiscal Year 2005



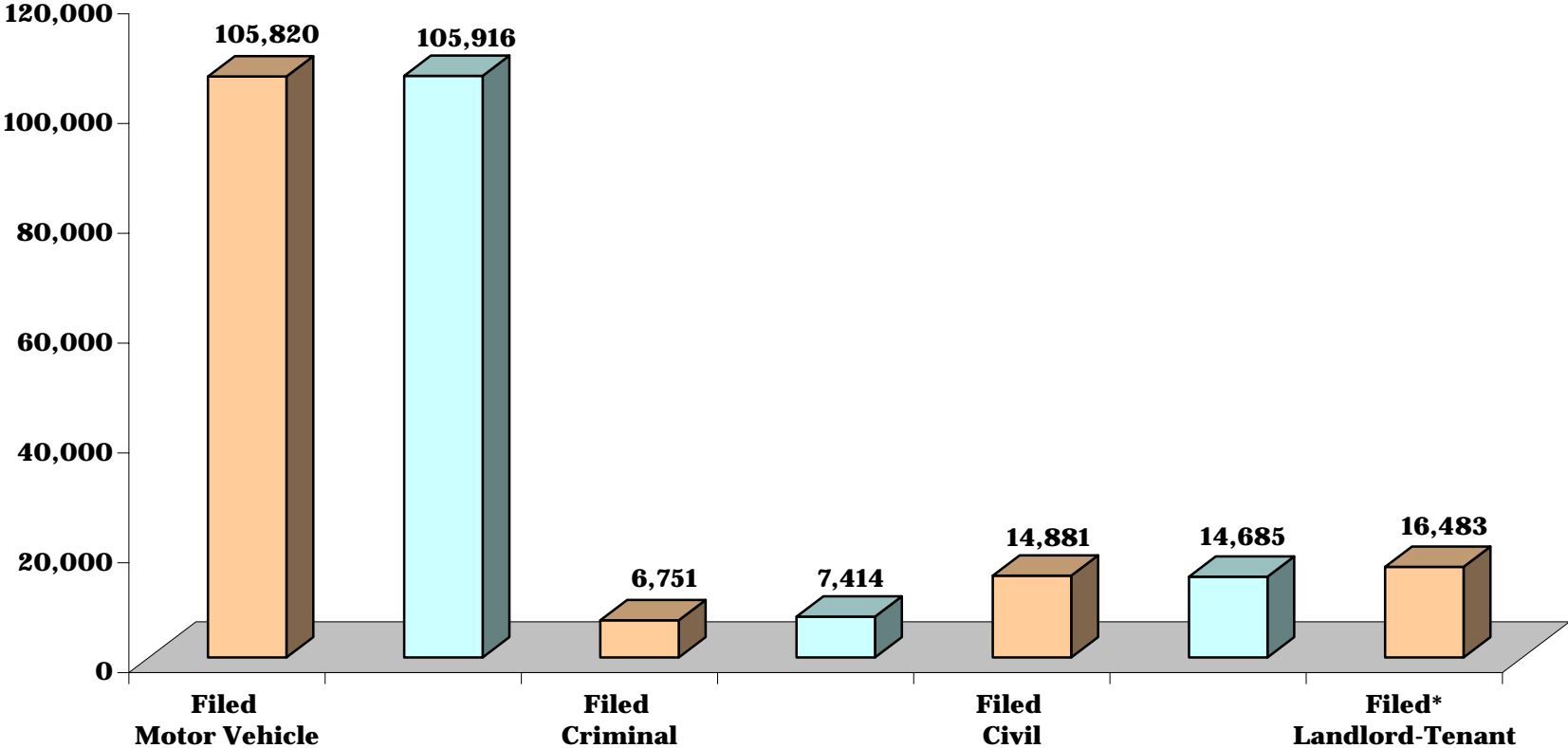
*Landlord-Tenant termination figures are not available.

**CHART DC-2.10
DISTRICT COURT**

DISTRICT 10 - Carroll and Howard Counties

MOTOR VEHICLE, CRIMINAL AND CIVIL CASES

Fiscal Year 2005



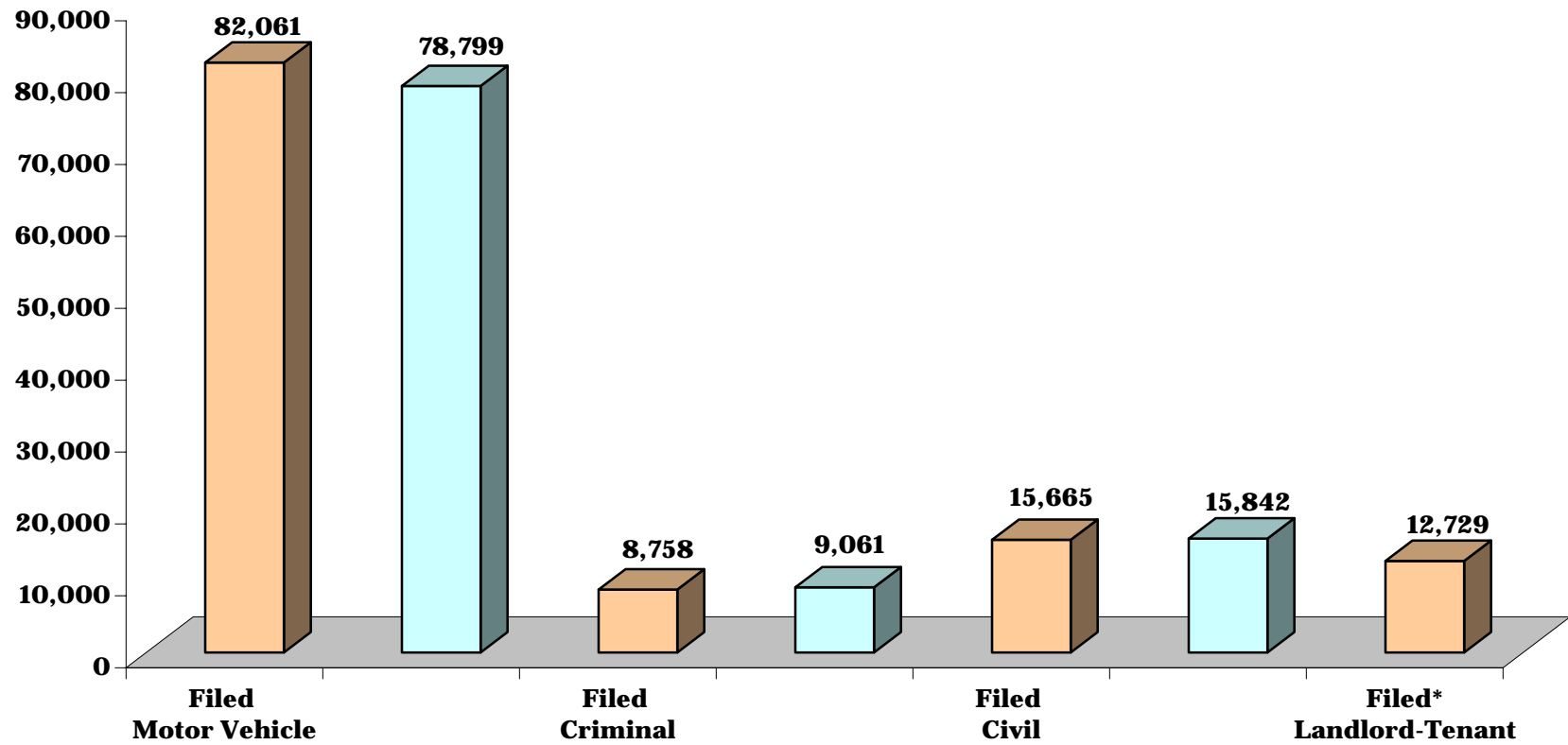
*Landlord-Tenant termination figures are not available.

**CHART DC-2.11
DISTRICT COURT**

DISTRICT 11 - Frederick and Washington Counties

MOTOR VEHICLE, CRIMINAL AND CIVIL CASES

Fiscal Year 2005



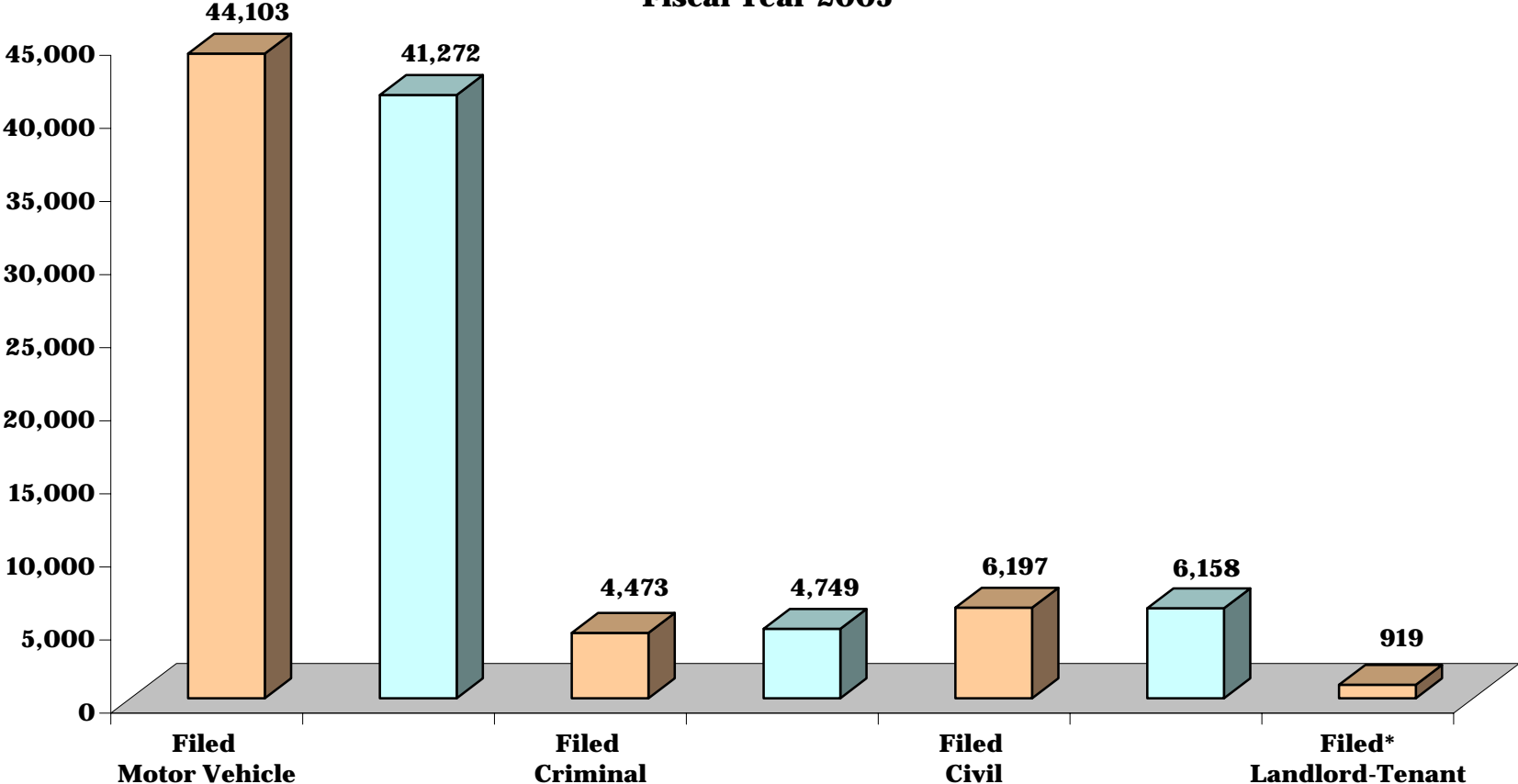
*Landlord-Tenant termination figures are not available.

**CHART DC-2.12
DISTRICT COURT**

DISTRICT 12 - Allegany and Garrett Counties

MOTOR VEHICLE, CRIMINAL AND CIVIL CASES

Fiscal Year 2005

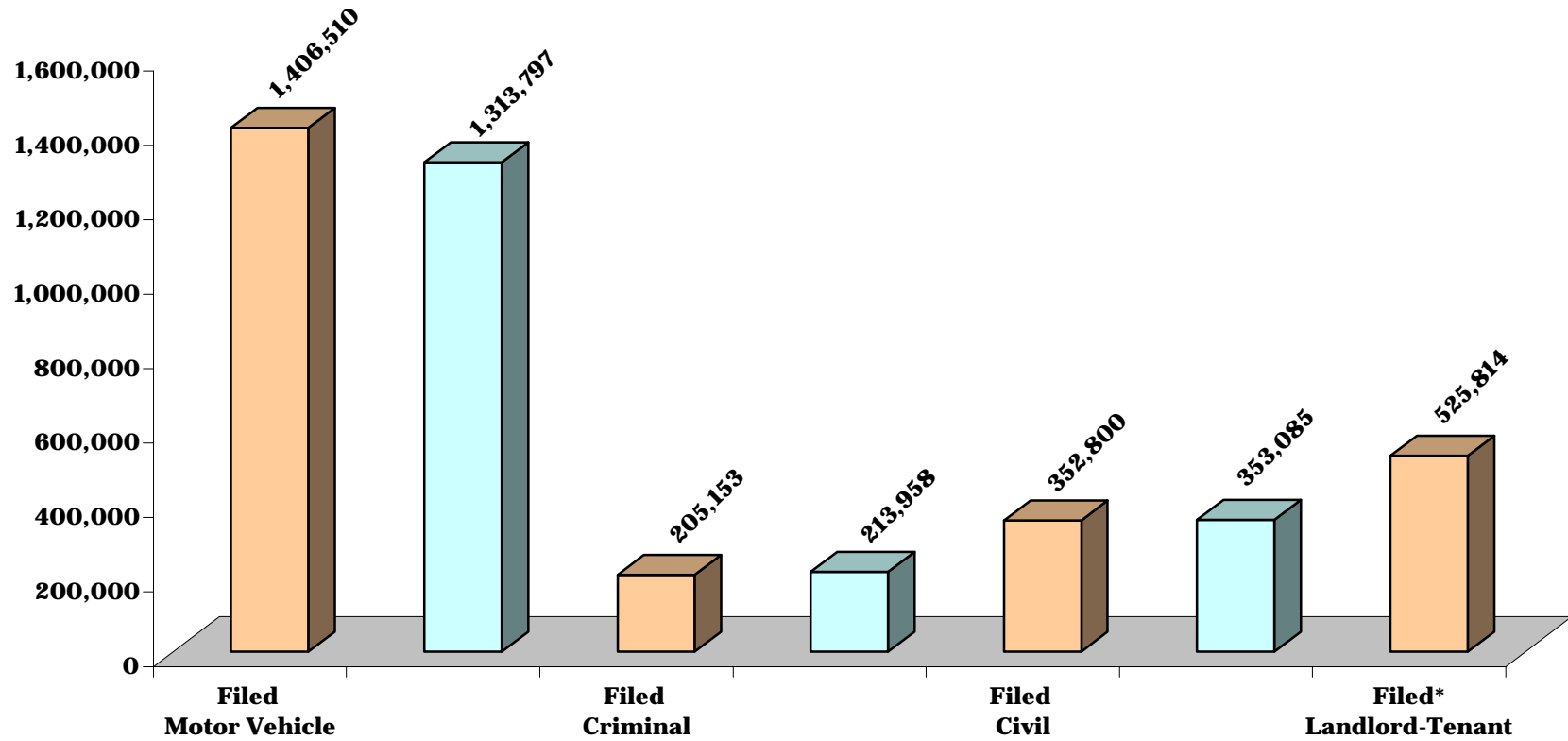


*Landlord-Tenant termination figures are not available.

**CHART DC-2.13
DISTRICT COURT**

**STATE TOTALS:
MOTOR VEHICLE, CRIMINAL AND CIVIL CASES**

Fiscal Year 2005



*Landlord-Tenant termination figures are not available.

**TABLE DC-3
DISTRICT COURT**

**POPULATION AND CASES FILED AND TERMINATED
PER DISTRICT COURT JUDGE**

Fiscal Year 2005

				Motor Vehicle		Criminal		Civil		Total	
	Population	Number of Judges	Population Per Judge	Filed	Terminated	Filed	Terminated	Filed	Terminated	Filed	Terminated
District 1	636,251	26	24,471	6,237	5,844	3,241	3,415	7,786	7,889	17,264	17,148
Baltimore City	636,251	26	24,471	6,237	5,844	3,241	3,415	7,786	7,889	17,264	17,148
District 2	194,531	5	150,140	85,845	76,238	9,901	9,925	25,393	23,349	121,139	109,512
Dorchester	30,912	1	30,912	13,479	11,806	1,689	1,682	3,923	3,764	19,091	17,252
Somerset	25,863	1	25,863	19,896	17,906	1,097	977	4,028	3,920	25,021	22,803
Wicomico	88,782	2	44,391	18,516	17,017	1,667	1,700	10,118	8,917	30,301	27,634
Worcester	48,974	1	48,974	33,954	29,509	5,448	5,566	7,324	6,748	46,726	41,823
District 3	226,261	6	178,498	80,171	74,332	5,821	6,338	13,496	13,802	99,488	94,472
Caroline	31,058	1	31,058	10,587	9,250	1,027	1,023	2,627	2,559	14,241	12,832
Cecil	95,526	2	47,763	19,222	17,763	1,530	1,584	3,901	3,944	24,653	23,291
Kent	19,582	1	19,582	8,024	6,977	686	709	1,799	1,950	10,509	9,636
Queen Anne's	45,078	1	45,078	26,002	24,778	1,175	1,421	2,336	2,531	29,513	28,730
Talbot	35,017	1	35,017	16,336	15,564	1,403	1,601	2,833	2,818	20,572	19,983
				Motor Vehicle		Criminal		Civil		Total	
	Population	Number of Judges	Population Per Judge	Filed	Terminated	Filed	Terminated	Filed	Terminated	Filed	Terminated
District 4	317,202	4	249,299	62,448	58,725	8,115	7,998	16,015	16,194	86,578	82,917
Calvert	86,474	1	86,474	20,376	19,395	2,649	2,588	4,815	4,681	27,840	26,664
Charles	135,807	2	67,904	19,735	18,502	2,184	2,271	4,894	5,098	26,813	25,871
St. Mary's	94,921	1	94,921	22,337	20,828	3,282	3,139	6,306	6,415	31,925	30,382
District 5	842,967	13	64,844	12,844	11,243	1,585	1,519	14,433	14,399	28,862	27,161
Prince George's	842,967	13	64,844	12,844	11,243	1,585	1,519	14,433	14,399	28,862	27,161
District 6	921,690	11	83,790	19,273	17,902	1,293	1,420	7,417	7,754	27,983	27,076
Montgomery	921,690	11	83,790	19,273	17,902	1,293	1,420	7,417	7,754	27,983	27,076

**POPULATION AND CASES FILED AND TERMINATED
PER DISTRICT COURT JUDGE, page 2**

	Population	Number of Judges	Population Per Judge	Motor Vehicle		Criminal		Civil		Total	
				Filed	Terminated	Filed	Terminated	Filed	Terminated	Filed	Terminated
District 7	508,572	8	63,572	15,822	14,563	1,751	1,651	7,098	6,909	24,671	23,123
Anne Arundel	508,572	8	63,572	15,822	14,563	1,751	1,651	7,098	6,909	24,671	23,123
District 8	780,821	13	60,063	13,558	13,017	1,365	1,538	14,438	14,324	29,361	28,879
Baltimore	780,821	13	60,063	13,558	13,017	1,365	1,538	14,438	14,324	29,361	28,879
District 9	235,594	4	58,899	11,150	11,118	1,279	1,392	5,448	5,423	17,877	17,933
Harford	235,594	4	58,899	11,150	11,118	1,279	1,392	5,448	5,423	17,877	17,933

	Population	Number of Judges	Population Per Judge	Motor Vehicle		Criminal		Civil		Total	
				Filed	Terminated	Filed	Terminated	Filed	Terminated	Filed	Terminated
District 10	432,897	7	136,427	32,809	33,970	2,237	2,490	8,637	8,657	43,683	45,117
Carroll	166,159	2	83,080	19,408	21,312	1,478	1,679	3,941	4,039	24,827	27,030
Howard	266,738	5	53,348	13,401	12,658	759	811	4,696	4,618	18,856	18,087
District 11	357,277	5	142,363	32,536	31,229	3,735	3,869	12,040	12,116	48,311	47,214
Frederick	217,653	3	72,551	16,989	16,341	1,289	1,322	4,316	4,339	22,594	22,002
Washington	139,624	2	69,812	15,547	14,888	2,446	2,547	7,724	7,777	25,717	25,212
District 12	103,995	3	67,060	33,661	31,569	2,833	3,019	4,274	4,198	40,768	38,786
Allegany	73,871	2	36,936	10,442	9,704	1,641	1,731	2,843	2,880	14,926	14,315
Garrett	30,124	1	30,124	23,219	21,865	1,192	1,288	1,431	1,318	25,842	24,471

	Population	Number of Judges	Population Per Judge	Motor Vehicle		Criminal		Civil		Total	
				Filed	Terminated	Filed	Terminated	Filed	Terminated	Filed	Terminated
State Totals	5,558,058	105	52,934	13,395	12,512	1,954	2,038	8,368	8,370	23,717	22,921

*Chief Judge of District Court not included in statistics. Number of judgeships as of July 1, 2004.

**Population estimates for July 1, 2005, issued by the State of Maryland Department of Planning.

**TABLE DC-4.1
DISTRICT COURT**

MOTOR VEHICLE CASES FILED AND PROCESSED

Fiscal Year 2005

	Payable, Must Appear & Sec. 21-902 Cases				Other Cases		Totals	
	Filed	Tried	Paid	Other Dispositions	Filed	Terminated	Filed	Terminated
District 1	160,352	51,569	64,770	34,030	1,831	1,585	162,183	151,954
Baltimore City	160,352	51,569	64,770	34,030	1,831	1,585	162,183	151,954
District 2	103,308	16,631	59,789	15,770	1,053	1,064	197,615	93,254
Dorchester	13,329	2,914	7,204	1,553	150	135	13,479	11,806
Somerset	19,664	2,193	14,014	1,480	232	219	19,896	17,906
Wicomico	36,906	7,128	19,745	7,025	126	135	37,032	34,033
Worcester	33,409	4,396	18,826	5,712	545	575	33,954	29,509
District 3	98,288	21,352	56,253	13,316	1,104	1,173	191,486	92,094
Caroline	10,537	2,330	5,730	1,140	50	50	10,587	9,250
Cecil	38,150	4,849	25,131	5,246	293	299	38,443	35,525
Kent	7,841	1,461	4,150	1,177	183	189	8,024	6,977
Queen Anne's	25,719	7,175	13,569	3,734	283	300	26,002	24,778
Talbot	16,041	5,537	7,673	2,019	295	335	16,336	15,564

	Payable, Must Appear & Sec. 21-902 Cases				Other Cases		Totals	
	Filed	Tried	Paid	Other Dispositions	Filed	Terminated	Filed	Terminated
District 4	76,383	16,619	40,386	19,460	800	762	77,183	77,227
Calvert	20,096	5,004	9,321	4,801	280	269	20,376	19,395
Charles	34,162	9,785	20,305	6,607	308	307	34,470	37,004
St. Mary's	22,125	1,830	10,760	8,052	212	186	22,337	20,828
District 5	159,917	35,168	62,145	41,783	7,058	7,066	166,975	146,162
Prince George's	159,917	35,168	62,145	41,783	7,058	7,066	166,975	146,162
District 6	201,202	50,323	108,206	27,626	10,805	10,764	212,007	196,919
Montgomery	201,202	50,323	108,206	27,626	10,805	10,764	212,007	196,919

MOTOR VEHICLE CASES FILED AND PROCESSED, page 2

	Payable, Must Appear & Sec. 21-902 Cases				Other Cases		Totals	
	Filed	Tried	Paid	Other Dispositions	Filed	Terminated	Filed	Terminated
District 7	124,145	33,161	54,192	26,691	2,430	2,462	126,575	116,506
Anne Arundel	124,145	33,161	54,192	26,691	2,430	2,462	126,575	116,506
District 8	172,253	60,341	69,365	35,496	3,996	4,022	176,249	169,224
Baltimore	172,253	60,341	69,365	35,496	3,996	4,022	176,249	169,224
District 9	44,080	14,309	21,596	8,014	521	551	44,601	44,470
Harford	44,080	14,309	21,596	8,014	521	551	44,601	44,470

	Payable, Must Appear & Sec. 21-902 Cases				Other Cases		Totals	
	Filed	Tried	Paid	Other Dispositions	Filed	Terminated	Filed	Terminated
District 10	104,787	33,375	55,824	15,695	1,033	1,022	105,820	105,916
Carroll	38,701	14,823	20,777	6,902	115	122	38,816	42,624
Howard	66,086	18,552	35,047	8,793	918	900	67,004	63,292
District 11	81,389	18,092	47,286	12,789	672	632	82,061	78,799
Frederick	50,605	11,818	29,146	7,730	363	330	50,968	49,024
Washington	30,784	6,274	18,140	5,059	309	302	31,093	29,775
District 12	43,311	5,124	30,688	4,638	792	822	44,103	41,272
Allegany	20,671	3,093	13,093	3,020	213	201	20,884	19,407
Garrett	22,640	2,031	17,595	1,618	579	621	23,219	21,865

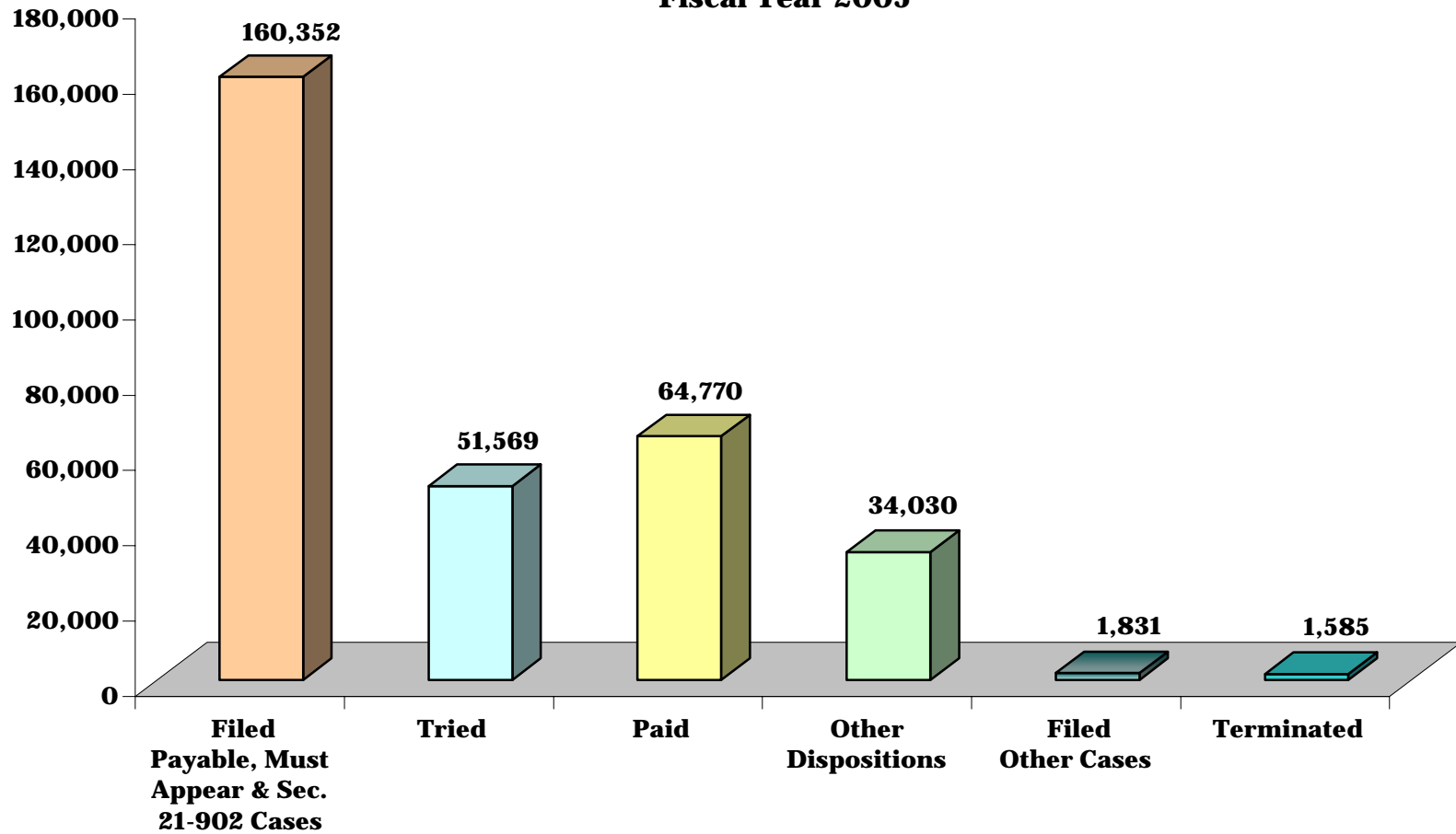
	Payable, Must Appear & Sec. 21-902 Cases				Other Cases		Totals	
	Filed	Tried	Paid	Other Dispositions	Filed	Terminated	Filed	Terminated
State Totals	1,369,415	356,064	670,500	255,308	32,095	31,925	1,406,510	1,313,797

**CHART DC-4.1.1
DISTRICT COURT**

DISTRICT 1 - Baltimore City

MOTOR VEHICLE CASES FILED AND PROCESSED

Fiscal Year 2005

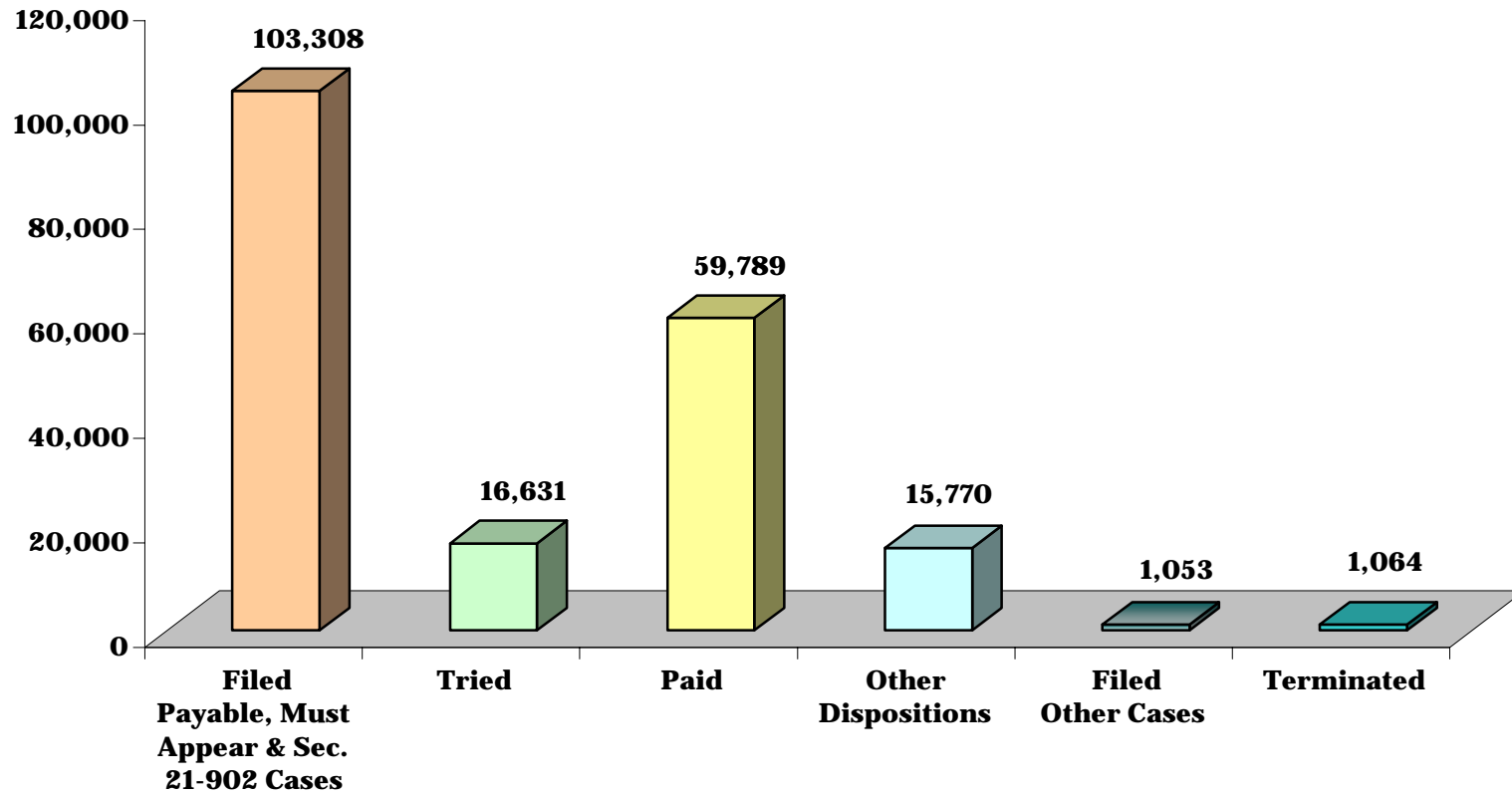


**CHART DC-4.1.2
DISTRICT COURT**

DISTRICT 2 - Dorchester, Somerset, Wicomico and Worcester Counties

MOTOR VEHICLE CASES FILED AND PROCESSED

Fiscal Year 2005

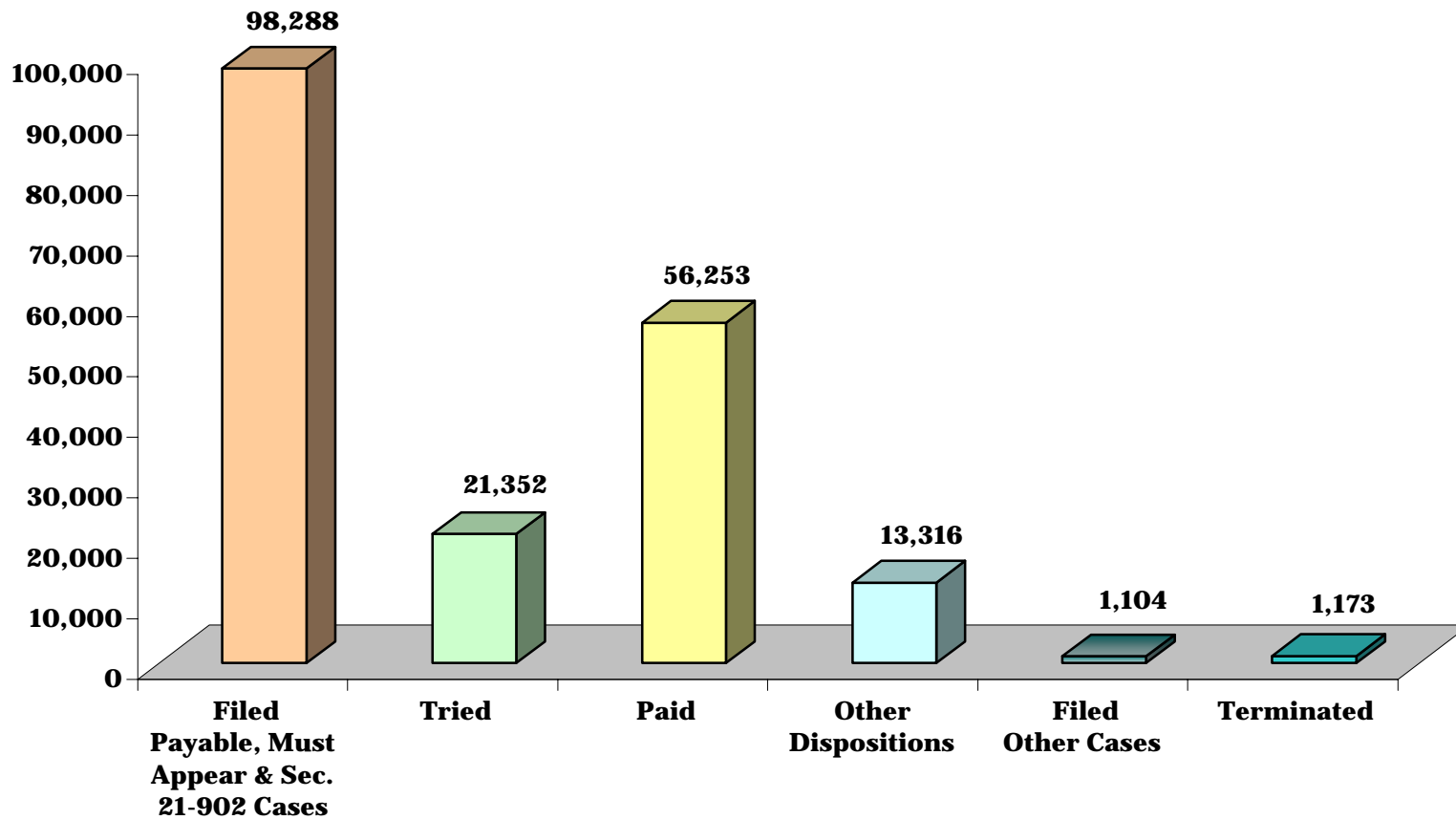


**CHART DC-4.1.3
DISTRICT COURT**

DISTRICT 3 - Caroline, Cecil, Kent, Queen Anne's and Talbot Counties

MOTOR VEHICLE CASES FILED AND PROCESSED

Fiscal Year 2005

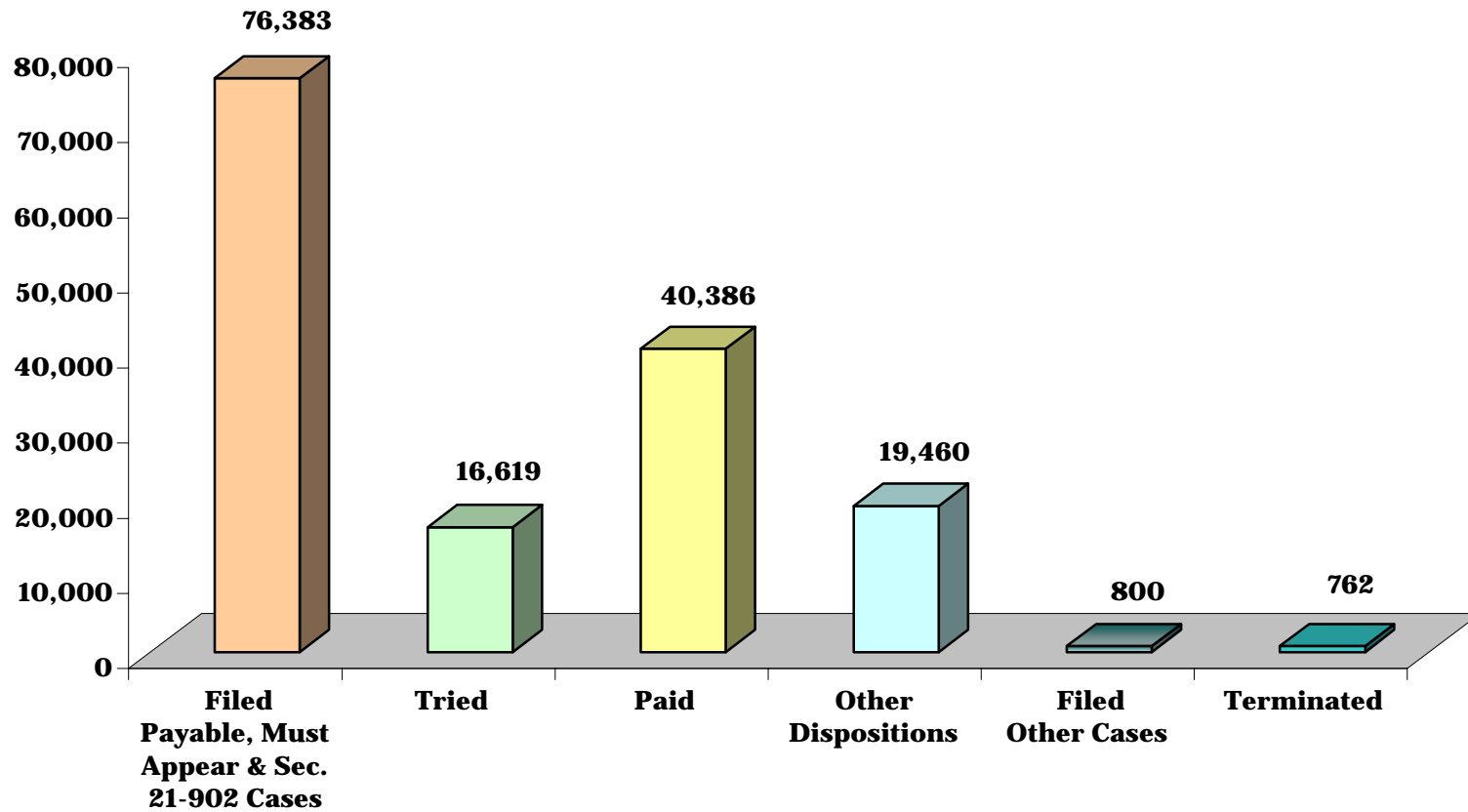


**CHART DC-4.1.4
DISTRICT COURT**

DISTRICT 4 - Calvert, Charles and St. Mary's Counties

MOTOR VEHICLE CASES FILED AND PROCESSED

Fiscal Year 2005

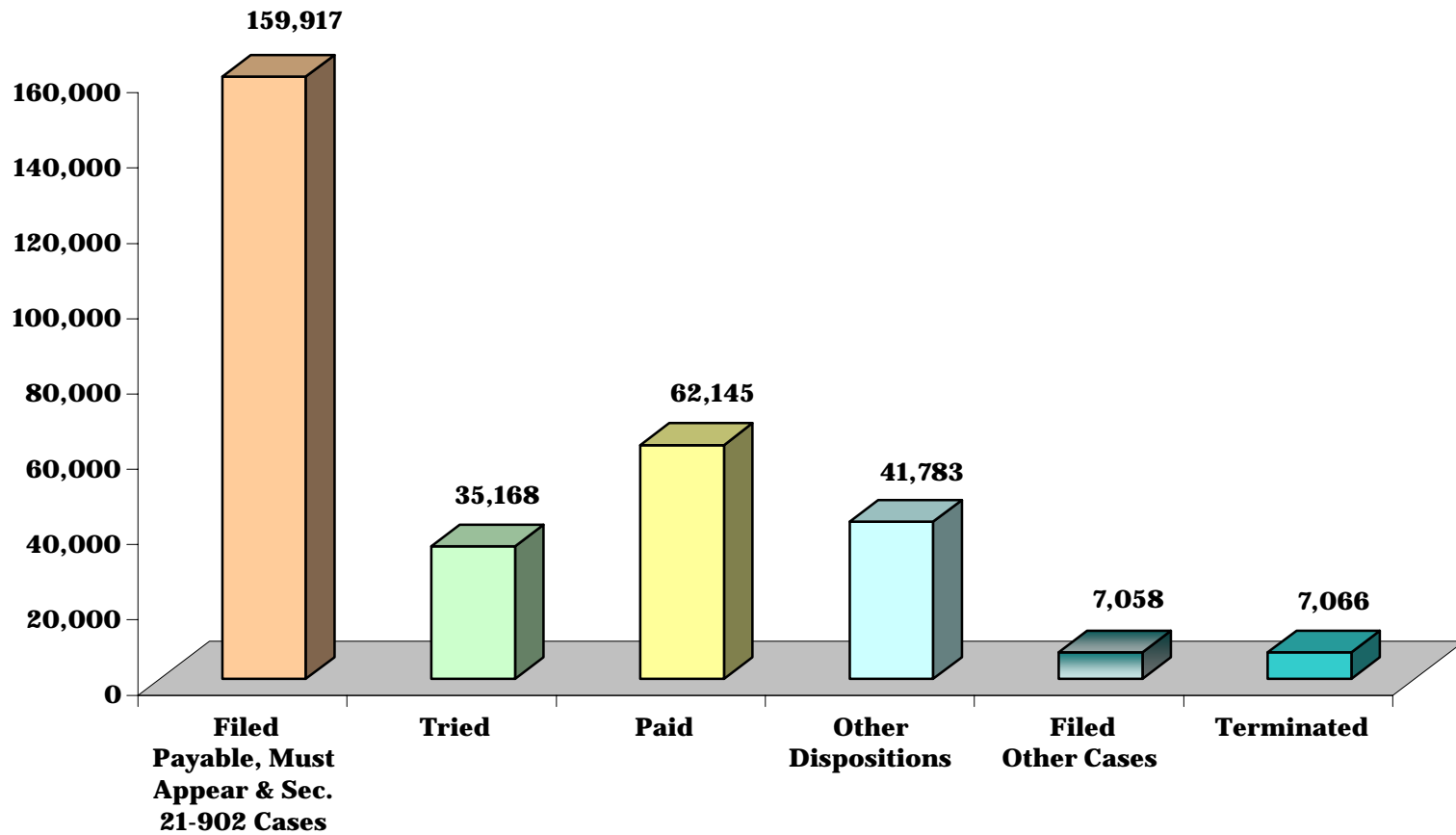


**CHART DC-4.1.5
DISTRICT COURT**

DISTRICT 5 - Prince George's County

MOTOR VEHICLE CASES FILED AND PROCESSED

Fiscal Year 2005

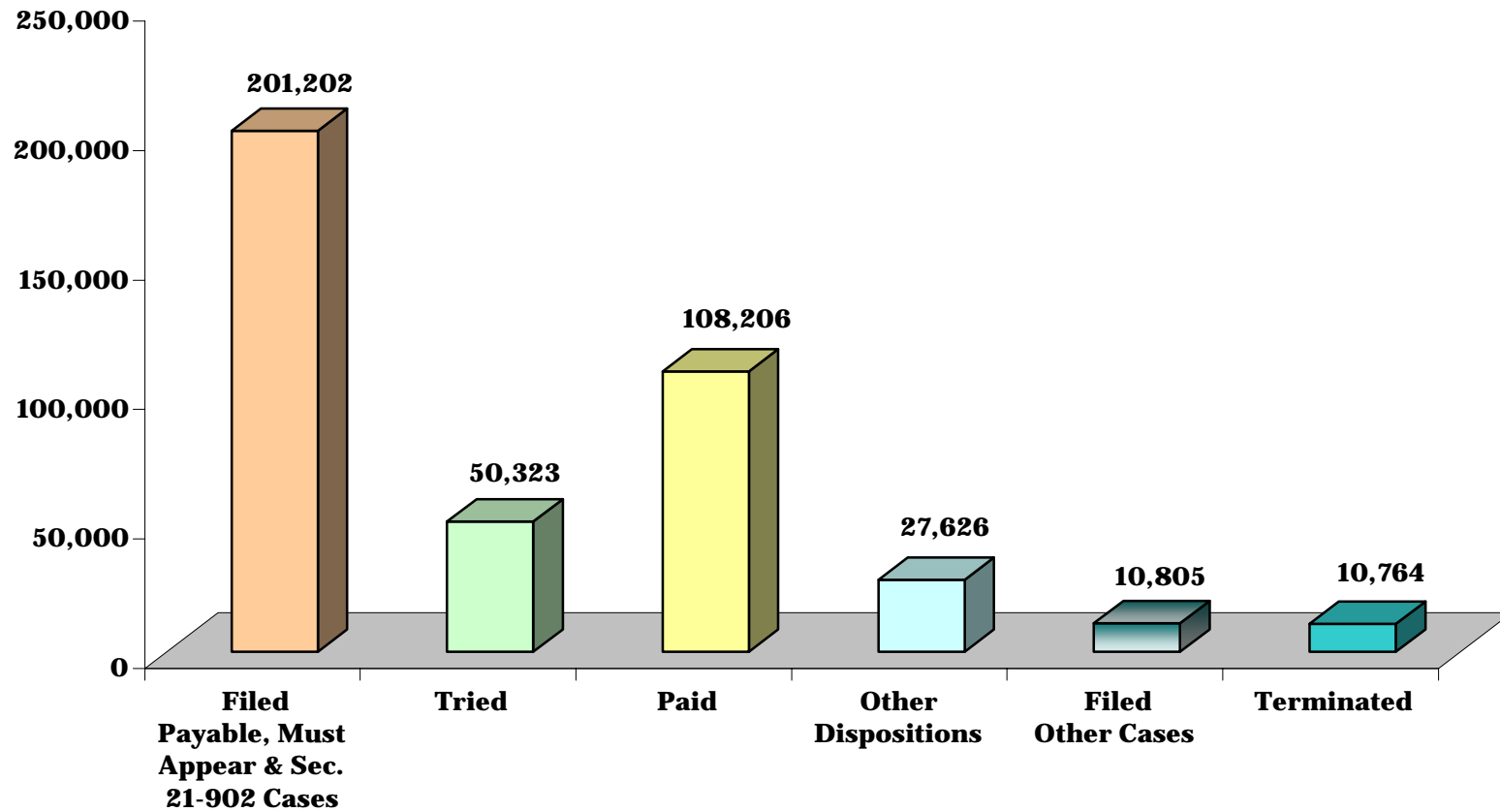


**CHART DC-4.1.6
DISTRICT COURT**

DISTRICT 6 - Montgomery County

MOTOR VEHICLE CASES FILED AND PROCESSED

Fiscal Year 2005

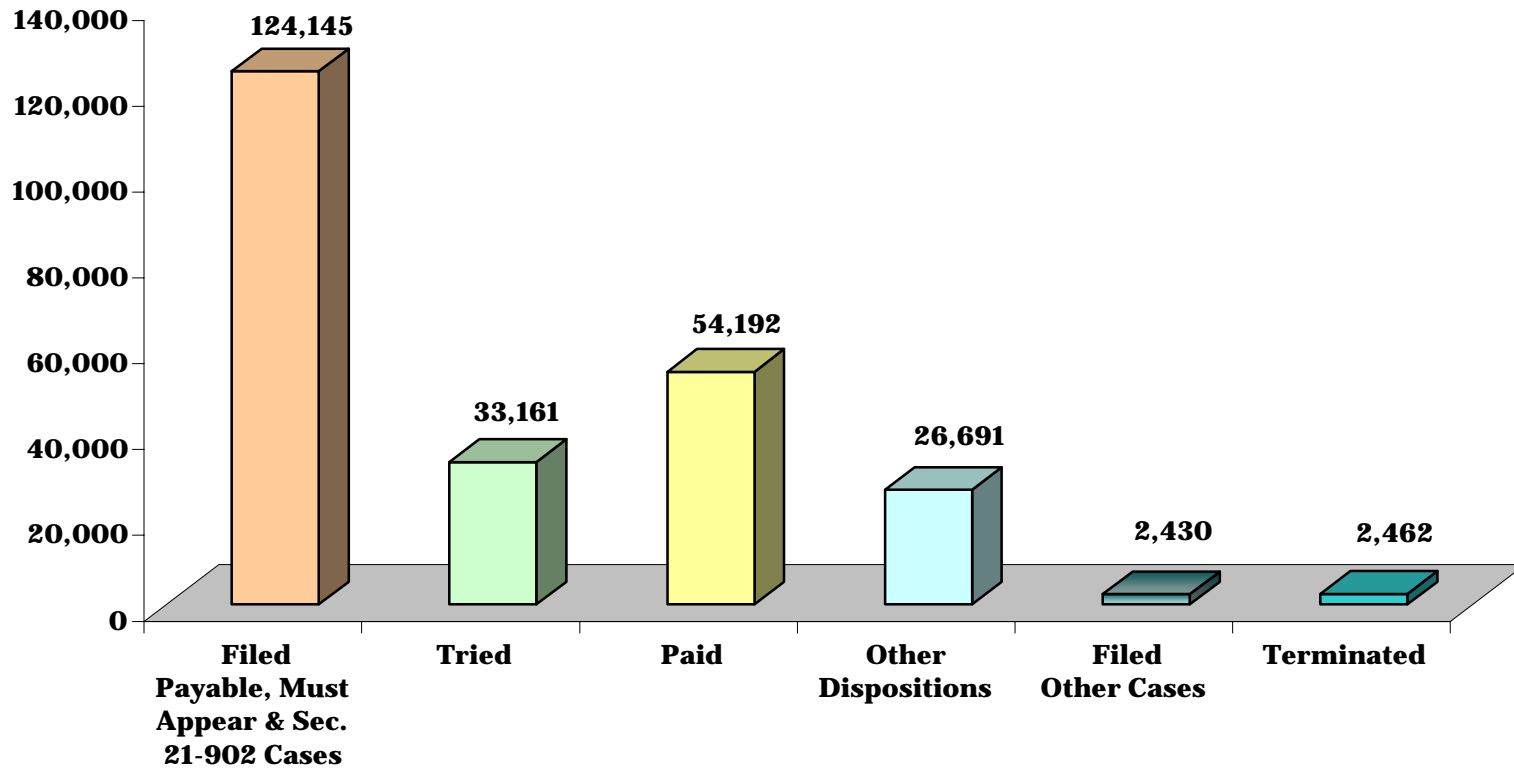


**CHART DC-4.1.7
DISTRICT COURT**

DISTRICT 7 - Anne Arundel County

MOTOR VEHICLE CASES FILED AND PROCESSED

Fiscal Year 2005

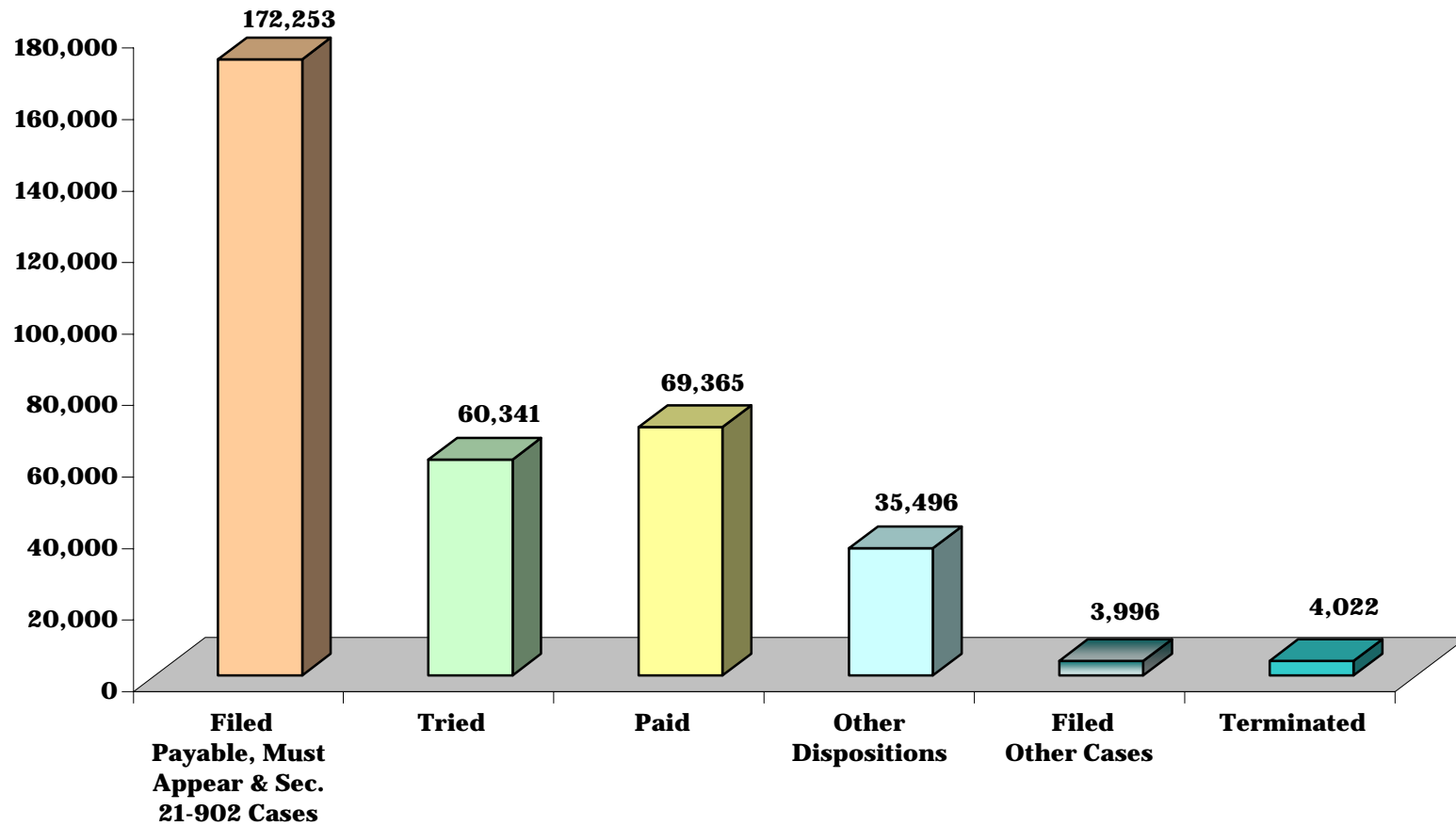


**CHART DC-4.1.8
DISTRICT COURT**

DISTRICT 8 - Baltimore County

MOTOR VEHICLE CASES FILED AND PROCESSED

Fiscal Year 2005

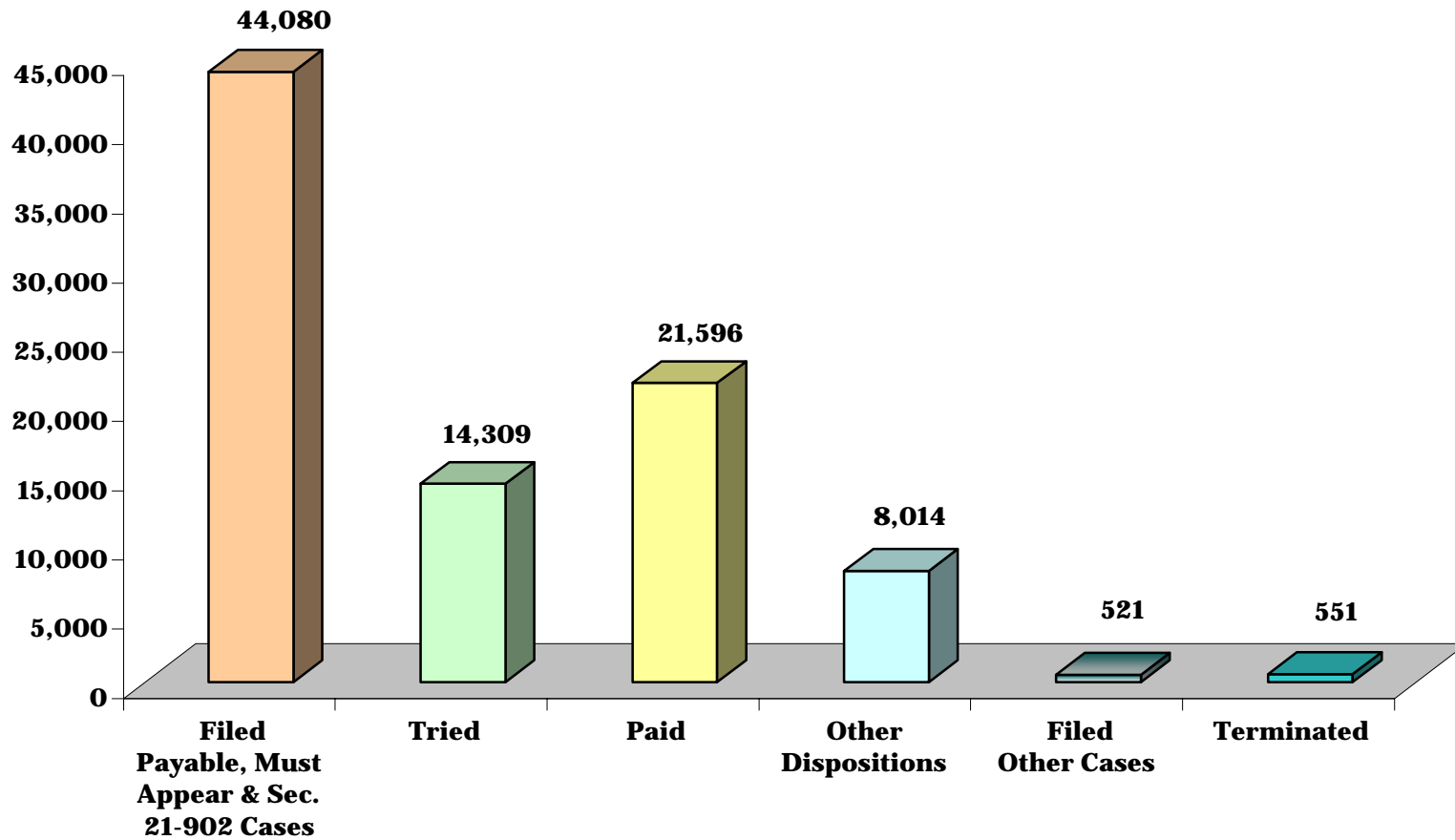


**CHART DC-4.1.9
DISTRICT COURT**

DISTRICT 9 - Harford County

MOTOR VEHICLE CASES FILED AND PROCESSED

Fiscal Year 2005

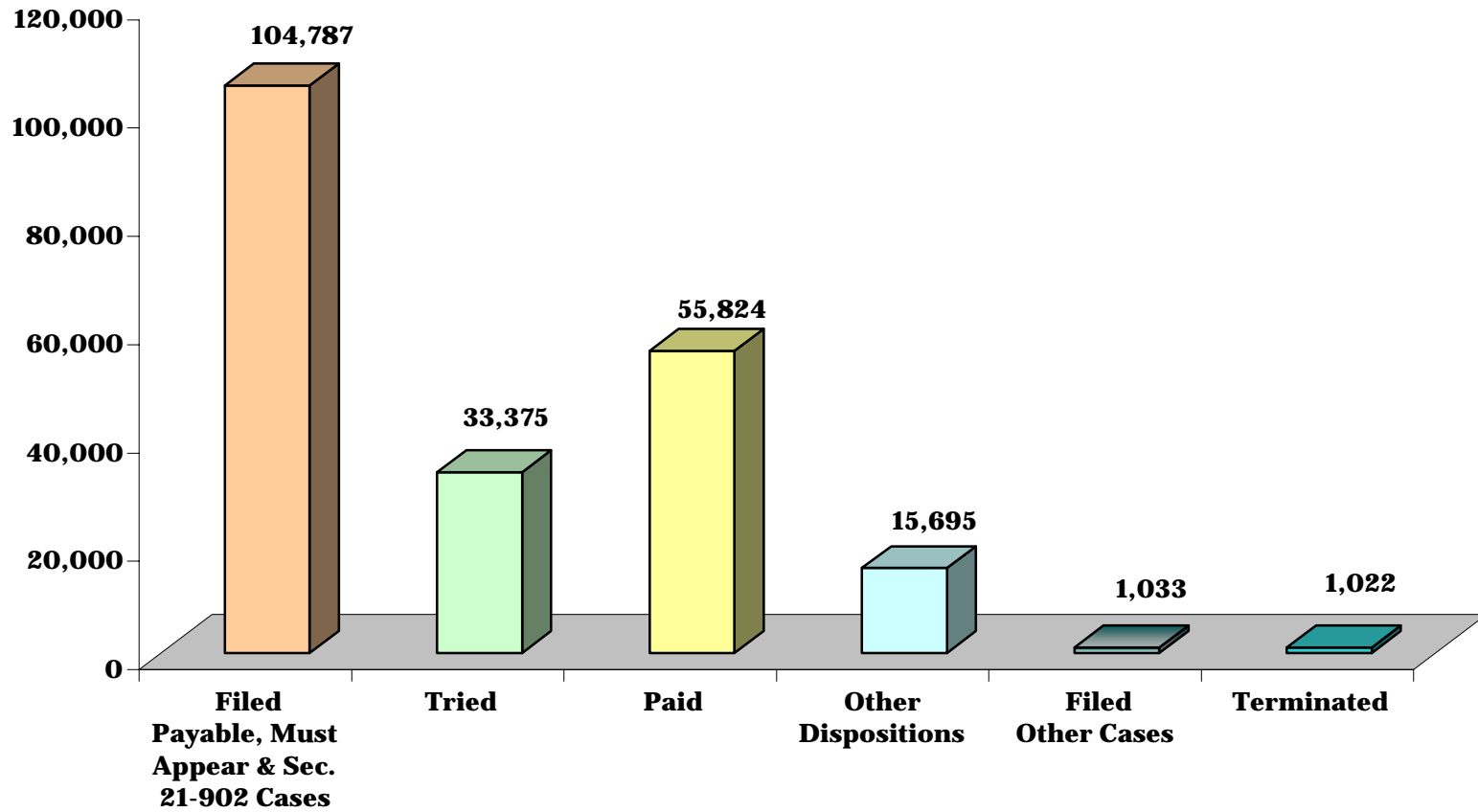


**CHART DC-4.1.10
DISTRICT COURT**

DISTRICT 10 - Carroll and Howard Counties

MOTOR VEHICLE CASES FILED AND PROCESSED

Fiscal Year 2005

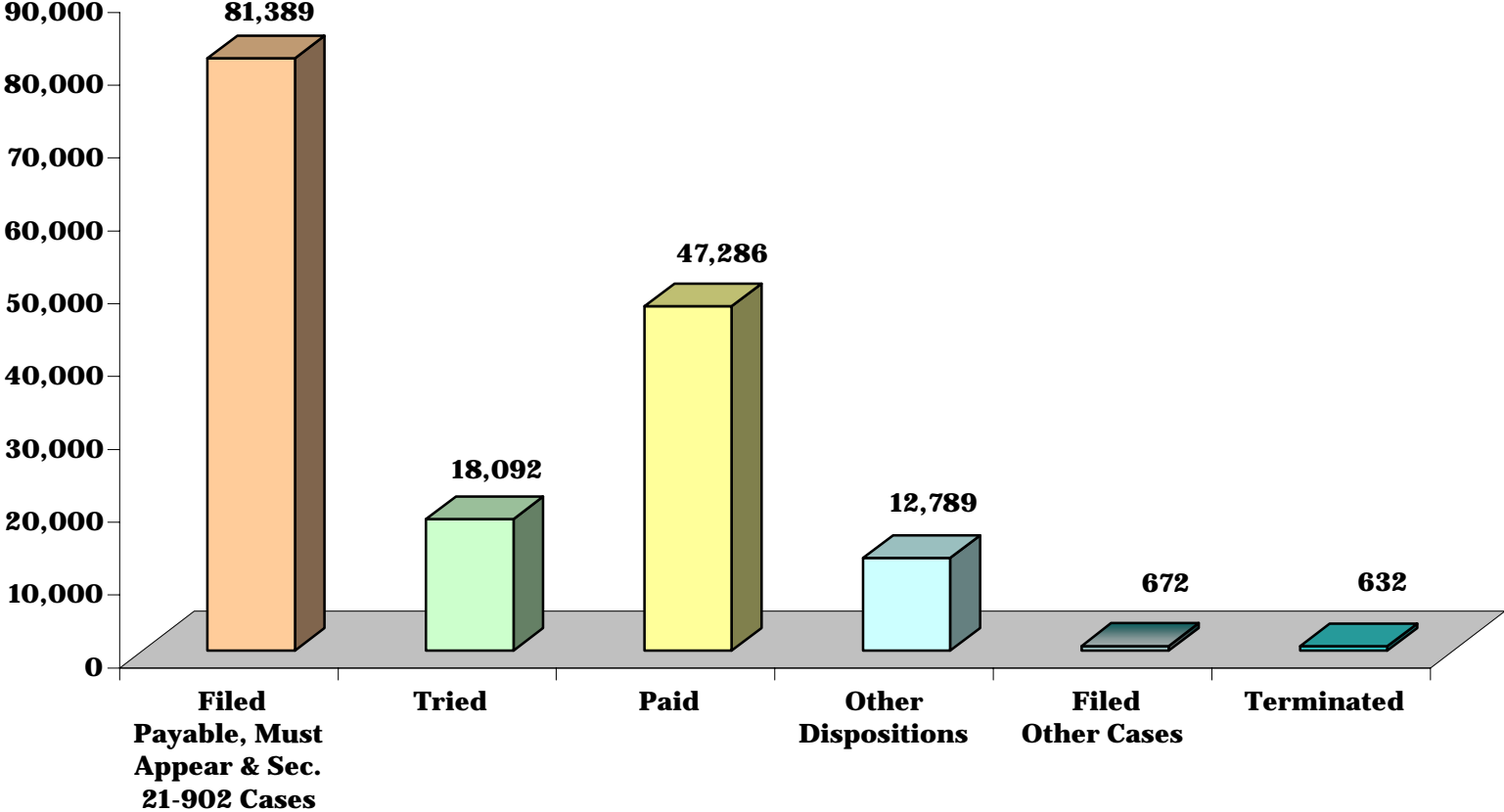


**CHART DC-4.1.11
DISTRICT COURT**

DISTRICT 11 - Frederick and Washington Counties

MOTOR VEHICLE CASES FILED AND PROCESSED

Fiscal Year 2005

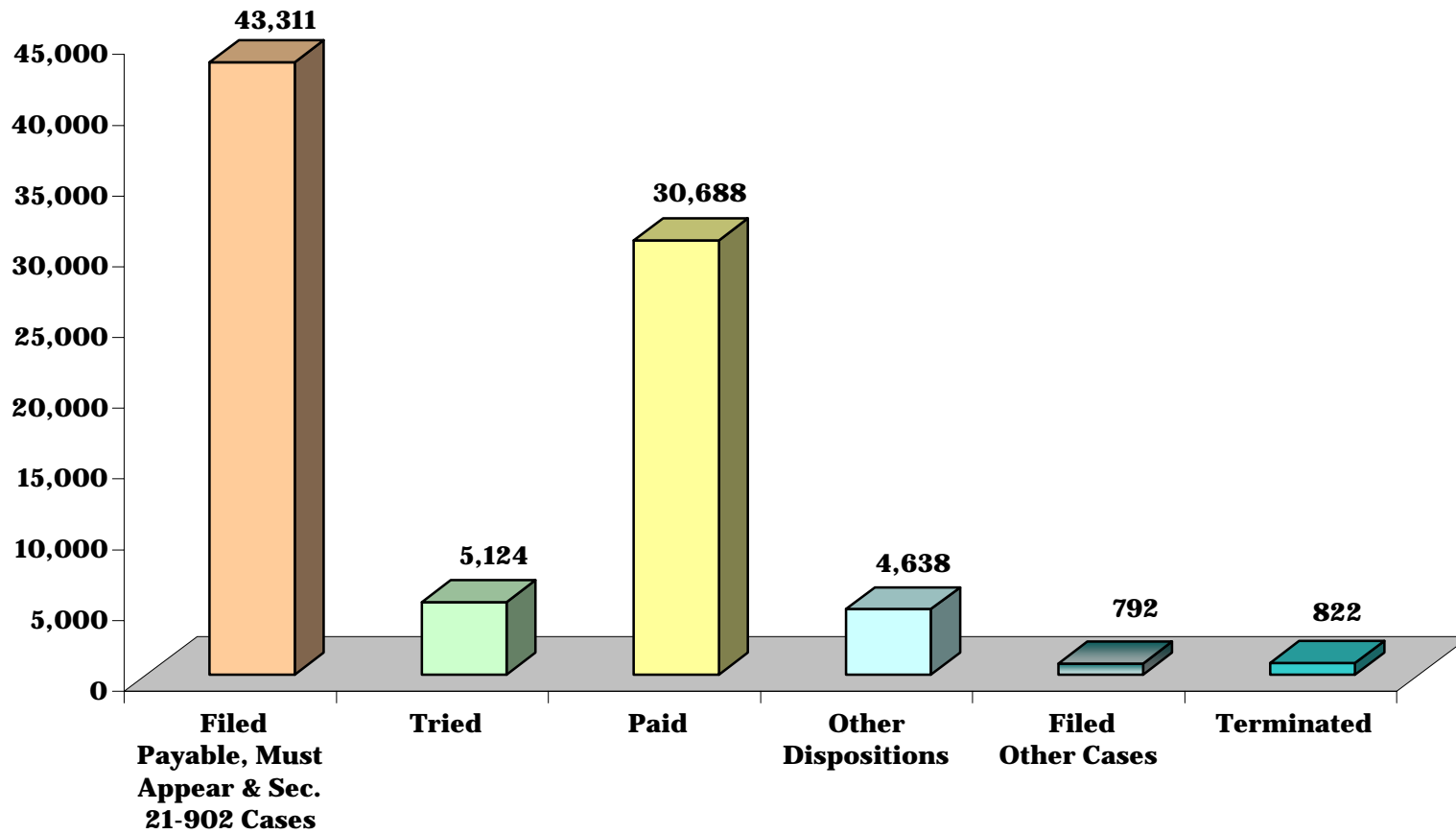


**CHART DC-4.1.12
DISTRICT COURT**

DISTRICT 12 - Allegany and Garrett Counties

MOTOR VEHICLE CASES FILED AND PROCESSED

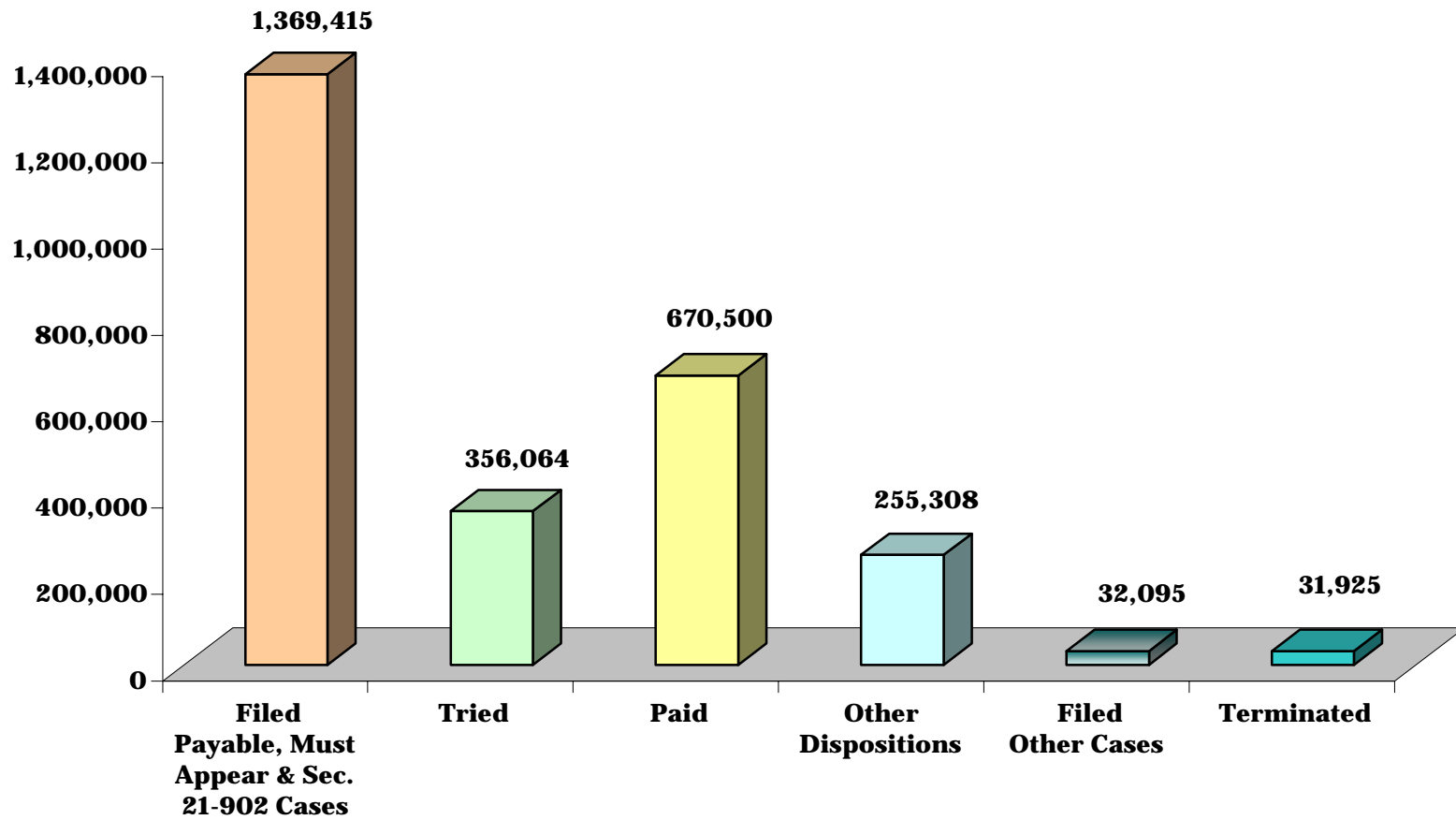
Fiscal Year 2005



**CHART DC-4.1.13
DISTRICT COURT**

**STATE TOTAL:
MOTOR VEHICLE CASES FILED AND PROCESSED**

Fiscal Year 2005



**TABLE DC-4.2
DISTRICT COURT**

CRIMINAL AND CIVIL CASES FILED AND PROCESSED

Fiscal Year 2005

	CRIMINAL		CIVIL						
	Total Cases Filed	Terminated	Landlord-Tenant Filed	Contested	Contract & Tort Filed	Contested	Other Complaints Filed	Total Civil Cases Filed	Contested
District 1	84,255	88,777	141,010	7,140	47,514	9,956	13,913	202,437	17,096
Baltimore City	84,255	88,777	141,010	7,140	47,514	9,956	13,913	202,437	17,096
District 2	11,568	11,624	11,593	1,032	16,784	1,197	7,133	35,510	2,229
Dorchester	1,689	1,682	1,234	196	1,996	163	693	3,923	359
Somerset	1,097	977	1,406	113	2,051	175	571	4,028	288
Wicomico	3,334	3,399	8,020	609	9,221	499	2,994	20,235	1,108
Worcester	5,448	5,566	933	114	3,516	360	2,875	7,324	474
District 3	7,350	7,921	6,043	554	8,024	1,200	3,329	24,746	1,754
Caroline	1,027	1,023	763	84	1,377	149	487	3,654	233
Cecil	3,059	3,167	3,877	235	2,844	419	1,080	10,860	654
Kent	686	709	403	56	974	97	422	2,485	153
Queen Anne's	1,175	1,421	421	68	1,271	276	644	3,511	344
Talbot	1,403	1,601	579	111	1,558	259	696	4,236	370

	CRIMINAL		CIVIL						
	Total Cases Filed	Terminated	Landlord-Tenant Filed	Contested	Contract & Tort Filed	Contested	Other Complaints Filed	Total Civil Cases Filed	Contested
District 4	10,298	10,268	7,624	734	9,142	1,586	4,142	31,206	2,320
Calvert	2,649	2,588	1,201	161	2,712	403	902	7,464	564
Charles	4,367	4,541	3,308	334	4,474	806	2,005	14,154	1,140
St. Mary's	3,282	3,139	3,115	239	1,956	377	1,235	9,588	616
District 5	20,606	19,753	123,630	3,825	47,823	9,172	16,176	208,235	12,997
Prince George's	20,606	19,753	123,630	3,825	47,823	9,172	16,176	208,235	12,997
District 6	14,228	15,621	41,050	1,742	29,087	6,142	11,452	95,817	7,884
Montgomery	14,228	15,621	41,050	1,742	29,087	6,142	11,452	95,817	7,884

CRIMINAL AND CIVIL CASES FILED AND PROCESSED, page 2

	CRIMINAL		CIVIL						
	Total Cases Filed	Terminated	Landlord-Tenant Filed	Contested	Contract & Tort Filed	Contested	Other Complaints Filed	Total Civil Cases Filed	Contested
District 7	14,007	13,211	29,569	269	19,906	3,885	7,309	56,784	4,154
Anne Arundel	14,007	13,211	29,569	269	19,906	3,885	7,309	56,784	4,154
District 8	17,745	19,990	123,887	3,977	48,524	10,378	15,285	187,696	14,355
Baltimore	17,745	19,990	123,887	3,977	48,524	10,378	15,285	187,696	14,355
District 9	5,114	5,569	11,277	386	7,475	1,438	3,039	21,791	1,824
Harford	5,114	5,569	11,277	386	7,475	1,438	3,039	21,791	1,824

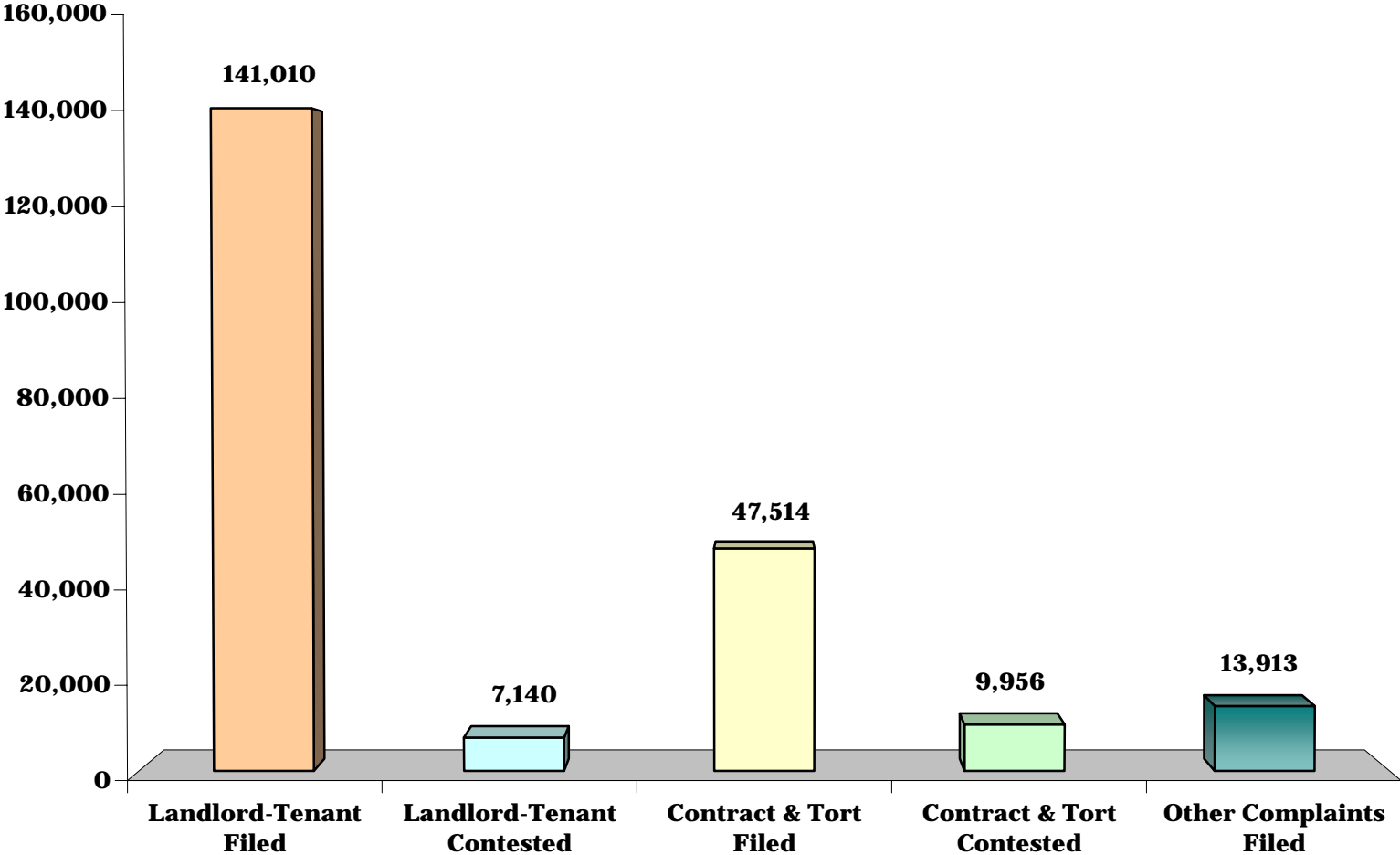
	CRIMINAL		CIVIL						
	Total Cases Filed	Terminated	Landlord-Tenant Filed	Contested	Contract & Tort Filed	Contested	Other Complaints Filed	Total Civil Cases Filed	Contested
District 10	6,751	7,414	16,483	617	10,944	2,154	3,937	31,364	2,771
Carroll	2,956	3,357	2,527	160	3,971	738	1,384	7,882	898
Howard	3,795	4,057	13,956	457	6,973	1,416	2,553	23,482	1,873
District 11	8,758	9,061	12,729	856	10,762	1,668	4,903	28,394	2,524
Frederick	3,867	3,967	5,630	362	5,187	991	2,130	12,947	1,353
Washington	4,891	5,094	7,099	494	5,575	677	2,773	15,447	1,171
District 12	4,473	4,749	919	251	4,107	435	2,090	7,116	686
Allegany	3,281	3,461	844	240	3,200	333	1,641	5,685	573
Garrett	1,192	1,288	75	11	907	102	449	1,431	113

	CRIMINAL		CIVIL						
	Total Cases Filed	Terminated	Landlord-Tenant Filed	Contested	Contract & Tort Filed	Contested	Other Complaints Filed	Total Civil Cases Filed	Contested
State Totals	205,153	213,958	525,814	21,383	260,092	49,211	92,708	878,614	70,594

**CHART DC-4.2.1
DISTRICT COURT**

**DISTRICT 1 - Baltimore City
CIVIL CASES FILED AND PROCESSED BY CASE TYPE**

Fiscal Year 2005

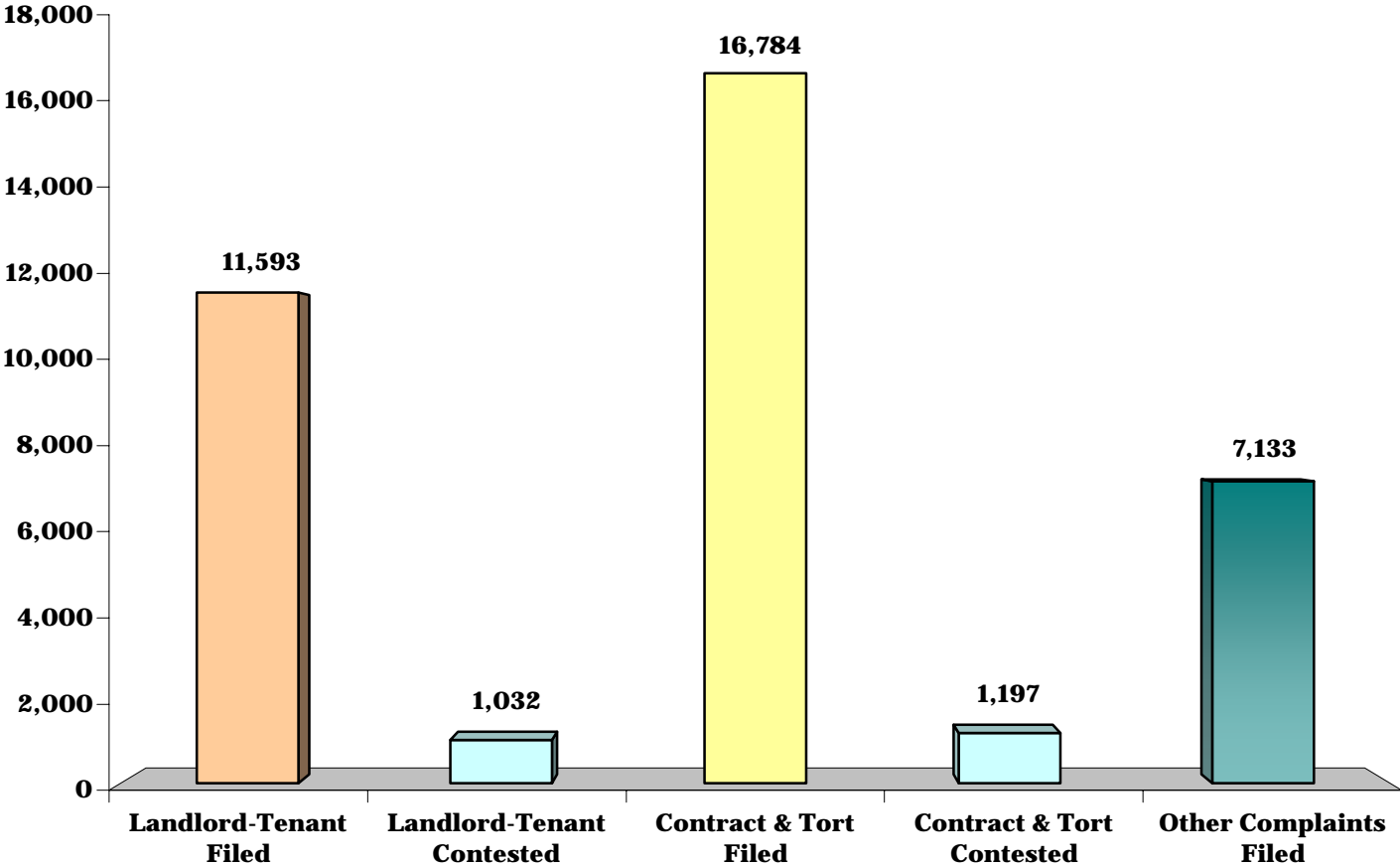


**CHART DC-4.2.2
DISTRICT COURT**

DISTRICT 2 - Dorchester, Somerset, Wicomico and Worcester Counties

CIVIL CASES FILED AND PROCESSED BY CASE TYPE

Fiscal Year 2005

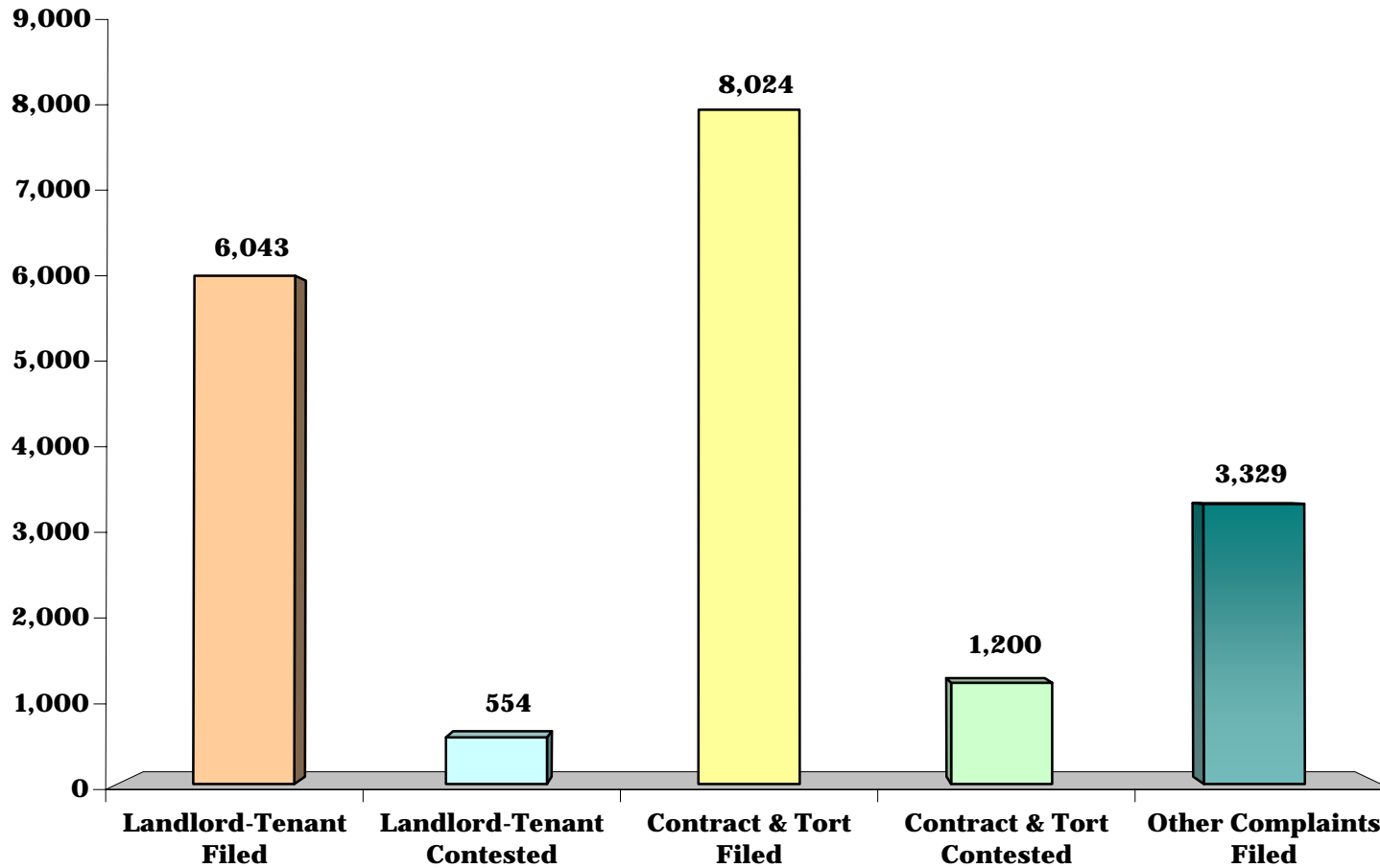


**CHART DC-4.2.3
DISTRICT COURT**

DISTRICT 3 - Caroline, Cecil, Kent, Queen Anne's and Talbot Counties

CIVIL CASES FILED AND PROCESSED BY CASE TYPE

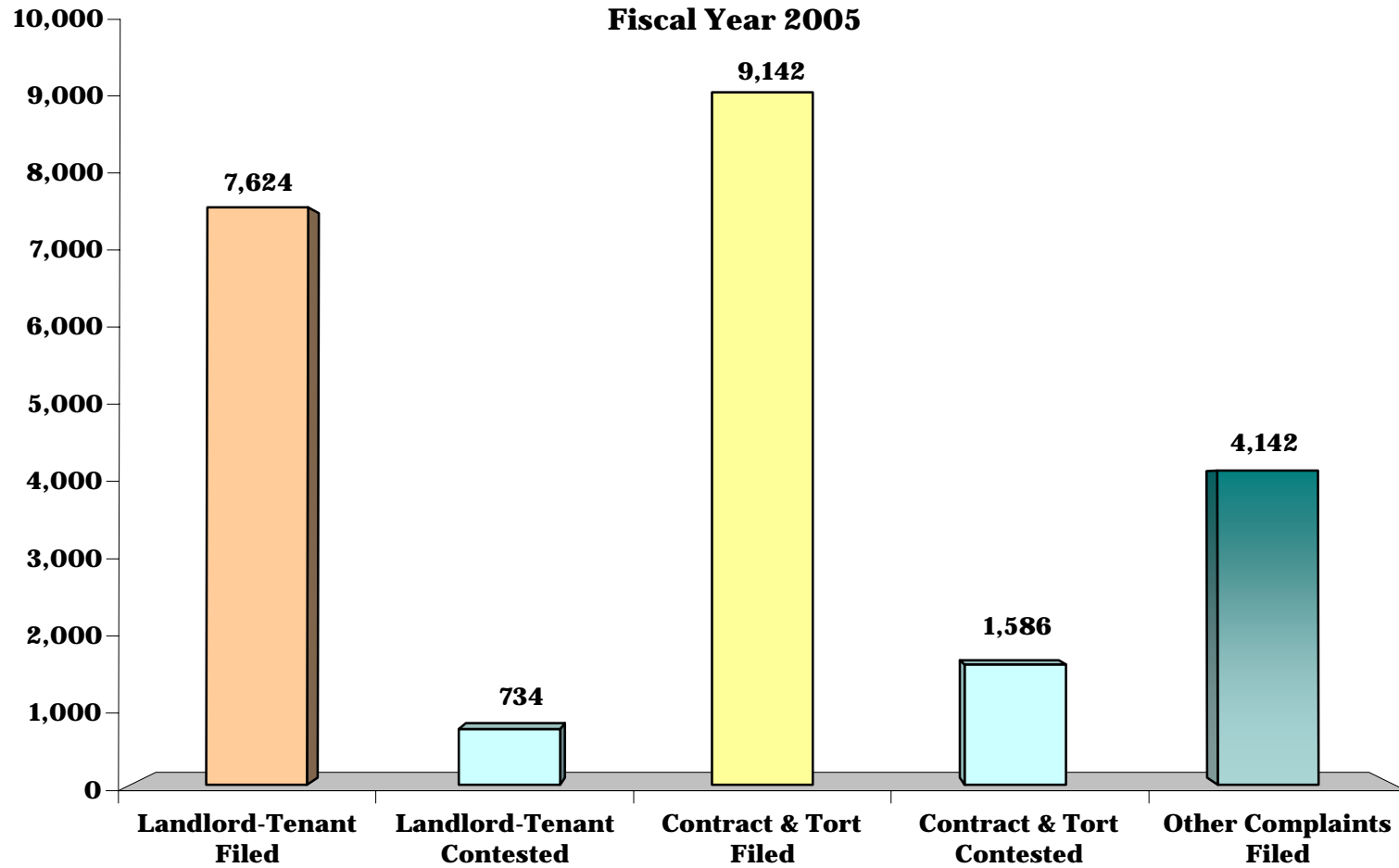
Fiscal Year 2005



**CHART DC-4.2.4
DISTRICT COURT**

DISTRICT 4 - Calvert, Charles and St. Mary's Counties

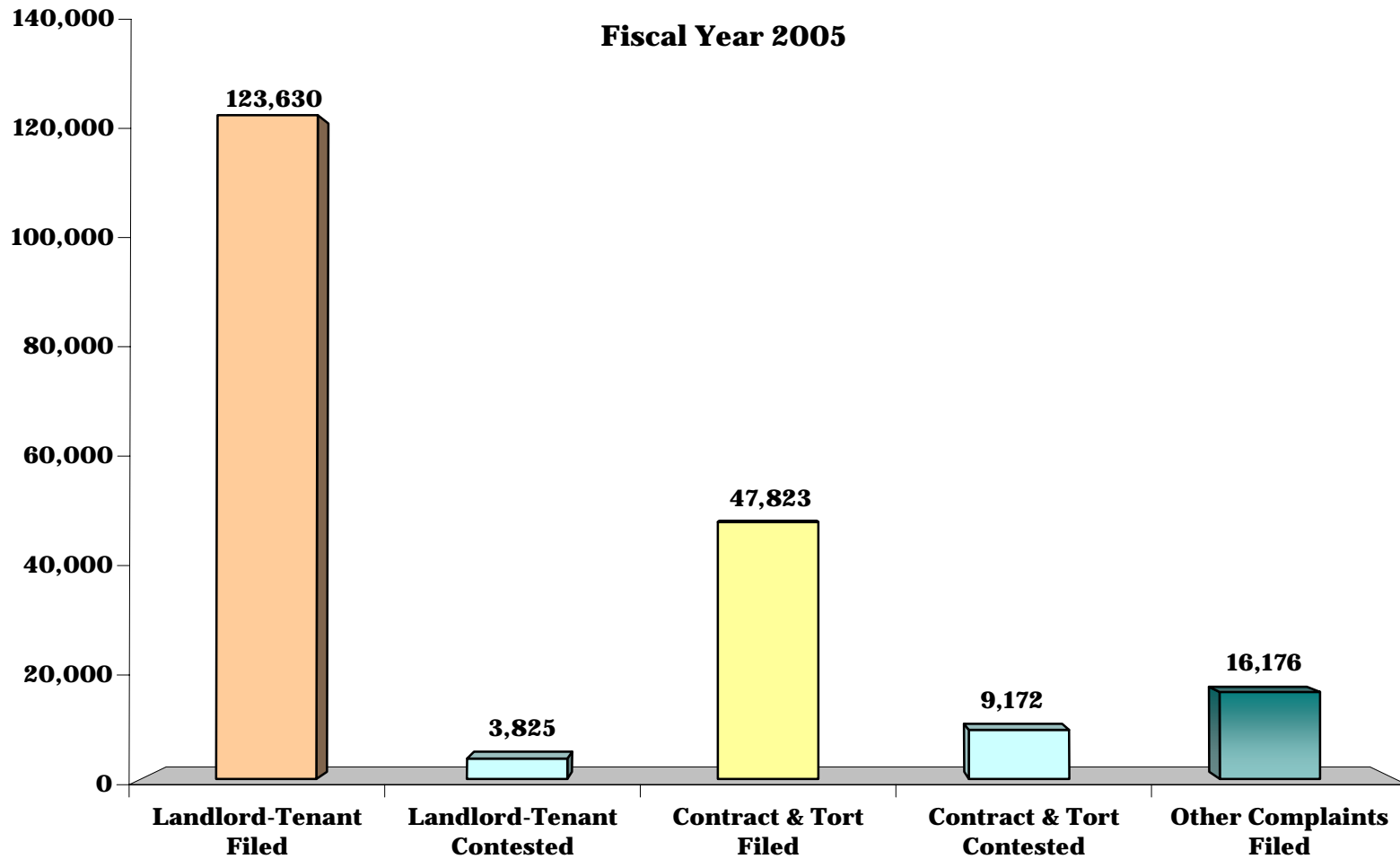
CIVIL CASES FILED AND PROCESSED BY CASE TYPE



**CHART DC-4.2.5
DISTRICT COURT**

DISTRICT 5 - Prince George's County

CIVIL CASES FILED AND PROCESSED BY CASE TYPE

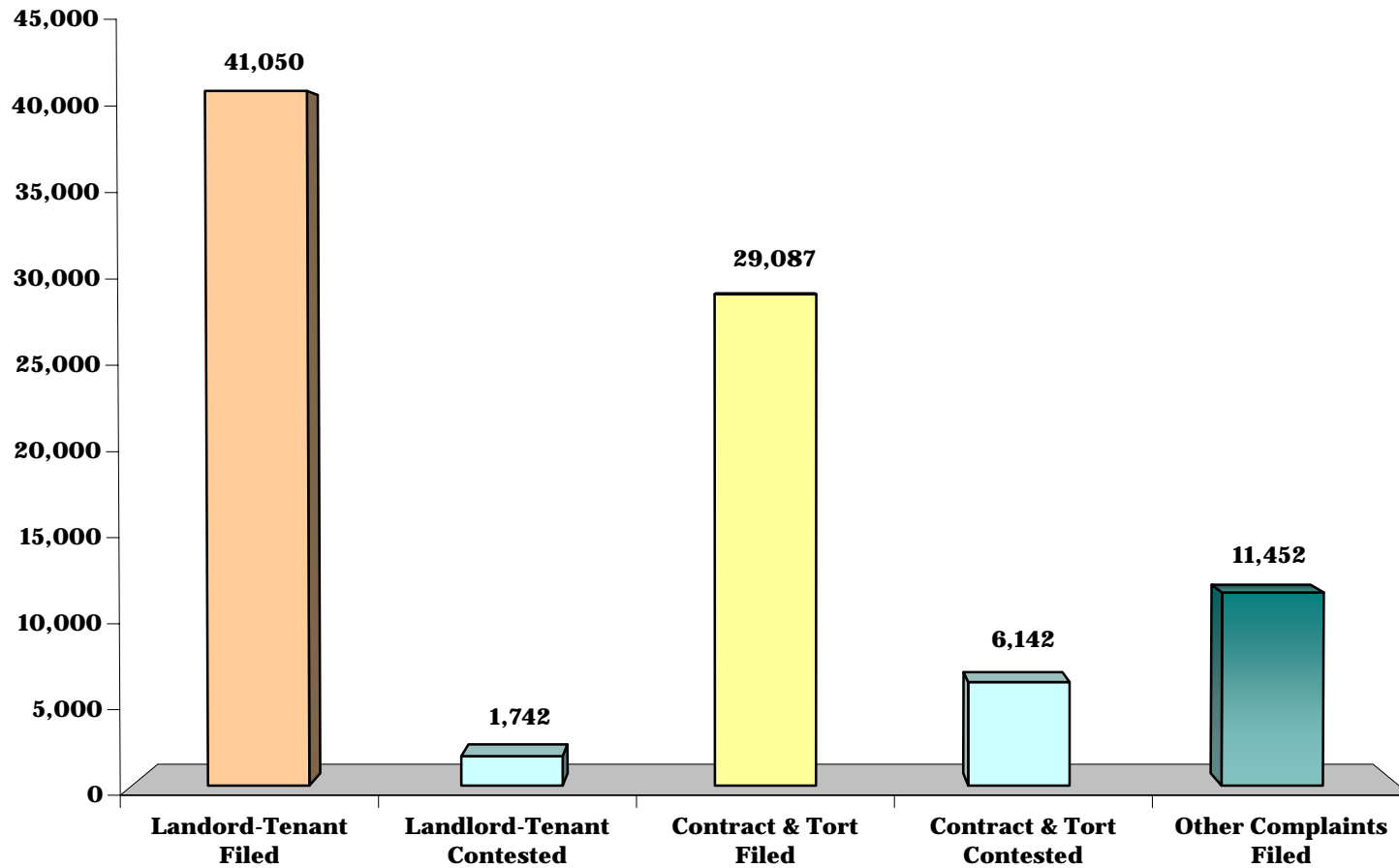


**CHART DC-4.2.6
DISTRICT COURT**

DISTRICT 6 - Montgomery County

CIVIL CASES FILED AND PROCESSED BY CASE TYPE

Fiscal Year 2005

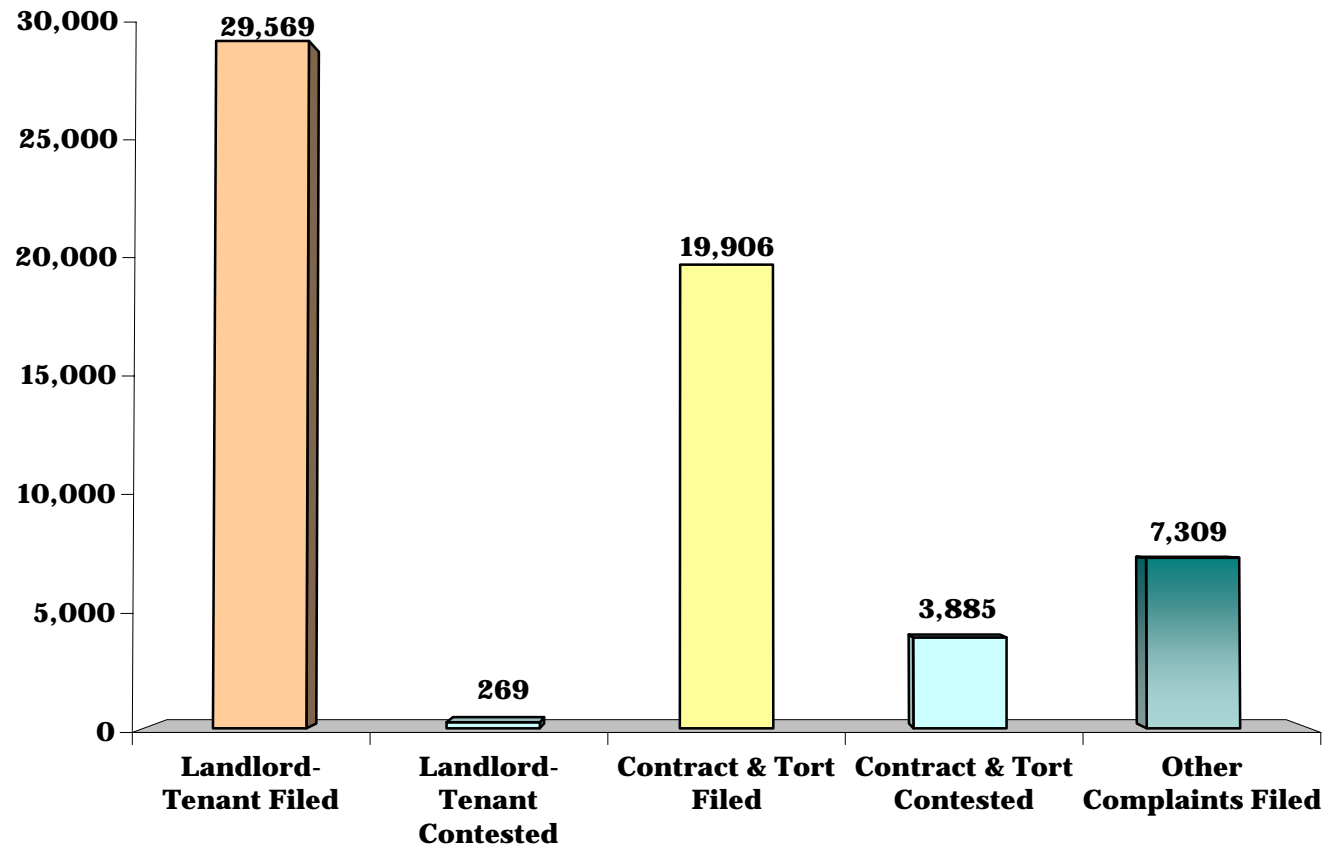


**CHART DC-4.2.7
DISTRICT COURT**

DISTRICT 7 - Anne Arundel County

CIVIL CASES FILED AND PROCESSED BY CASE TYPE

Fiscal Year 2005

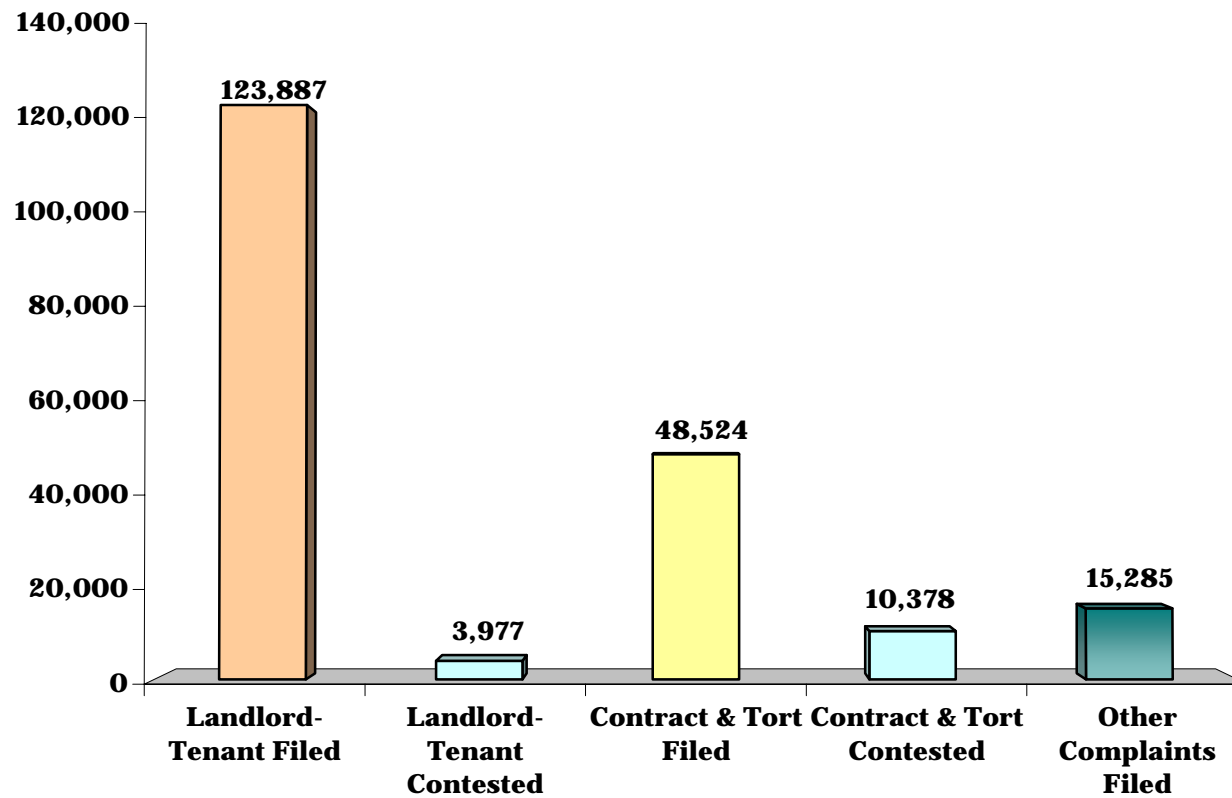


**CHART DC-4.2.8
DISTRICT COURT**

DISTRICT 8 - Baltimore County

CIVIL CASES FILED AND PROCESSED BY CASE TYPE

Fiscal Year 2005

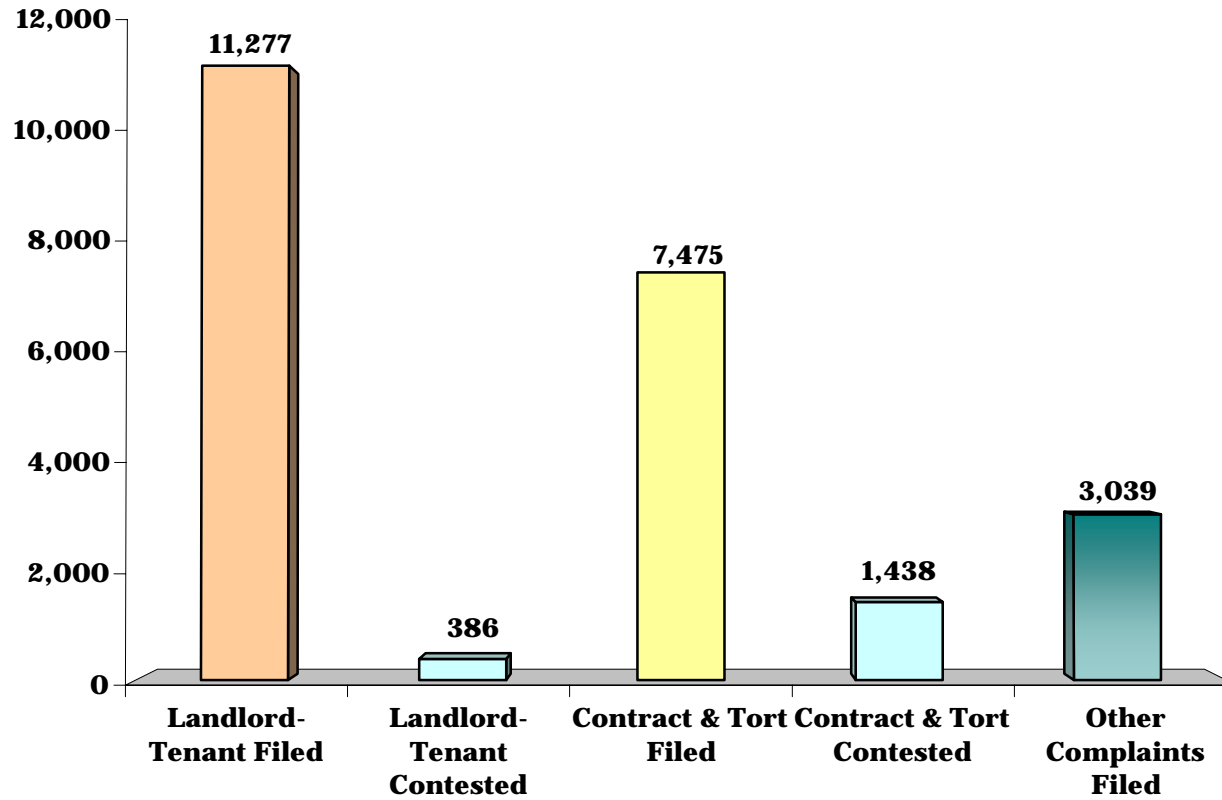


**CHART DC-4.2.9
DISTRICT COURT**

DISTRICT 9 - Harford County

CIVIL CASES FILED AND PROCESSED BY CASE TYPE

Fiscal Year 2005

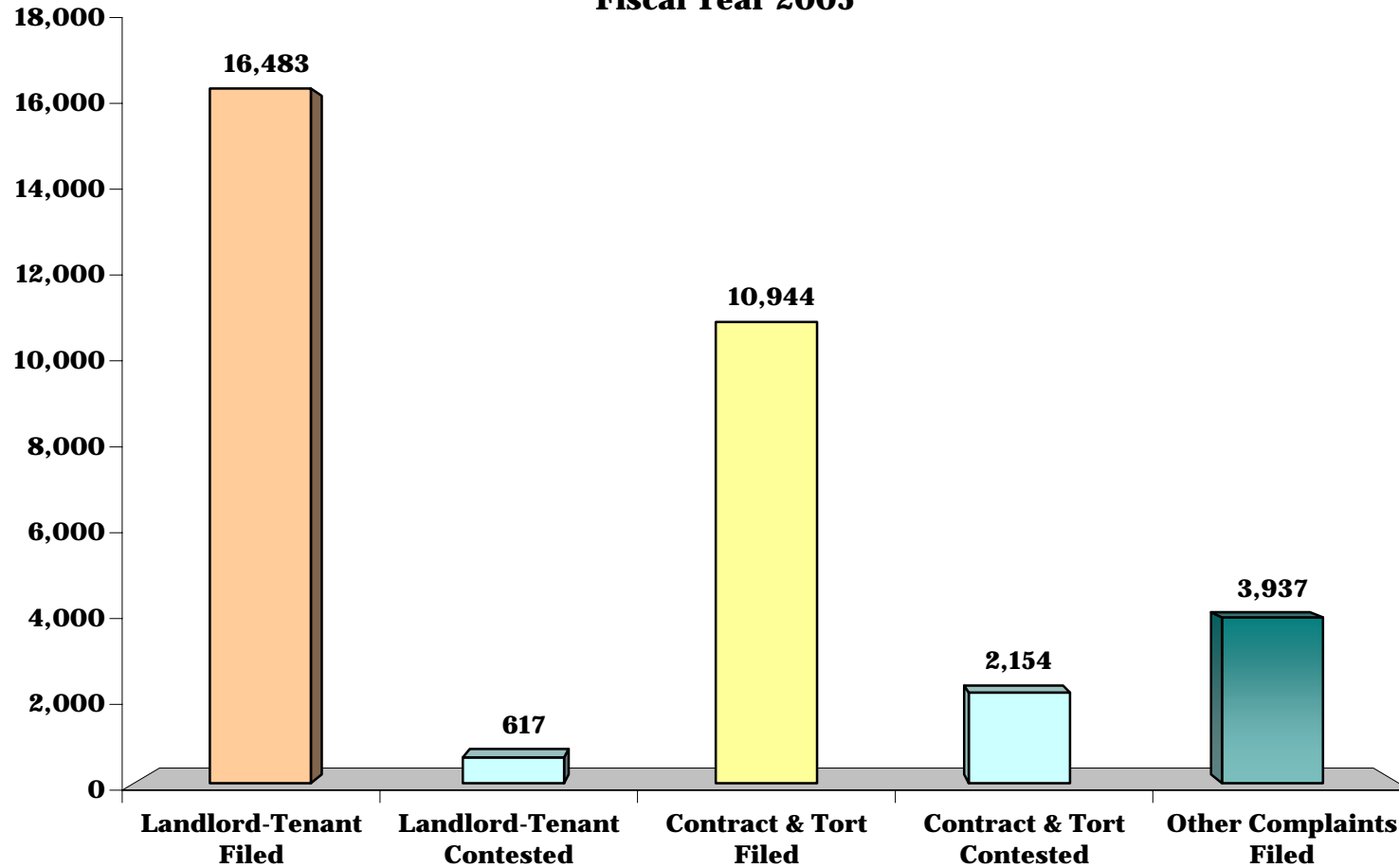


**CHART DC-4.2.10
DISTRICT COURT**

DISTRICT 10 - Carroll and Howard Counties

CIVIL CASES FILED AND PROCESSED BY CASE TYPE

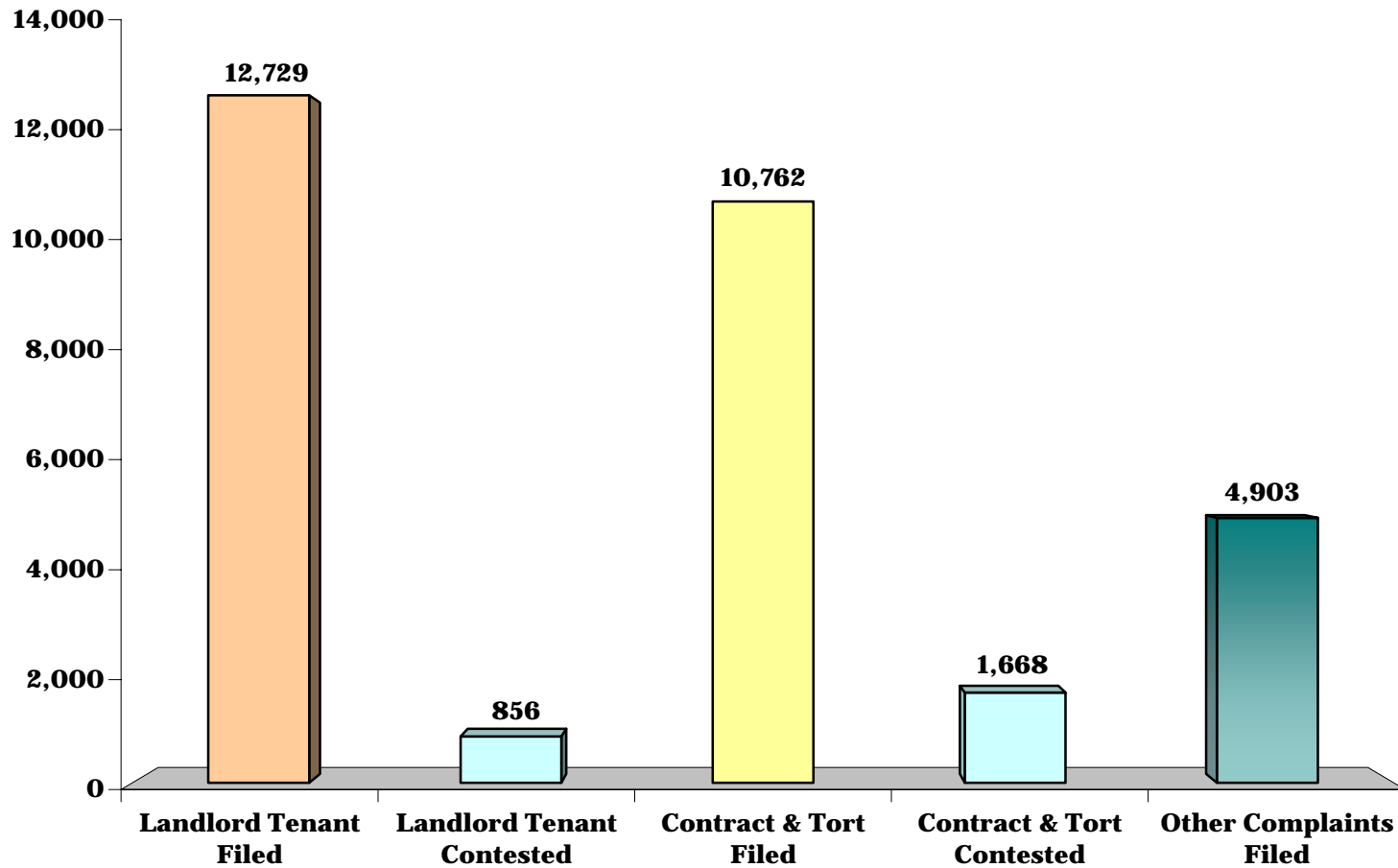
Fiscal Year 2005



**CHART DC-4.2.11
DISTRICT COURT**

**DISTRICT 11 - Frederick and Washington Counties
CIVIL CASES FILED AND PROCESSED BY CASE TYPE**

Fiscal Year 2005

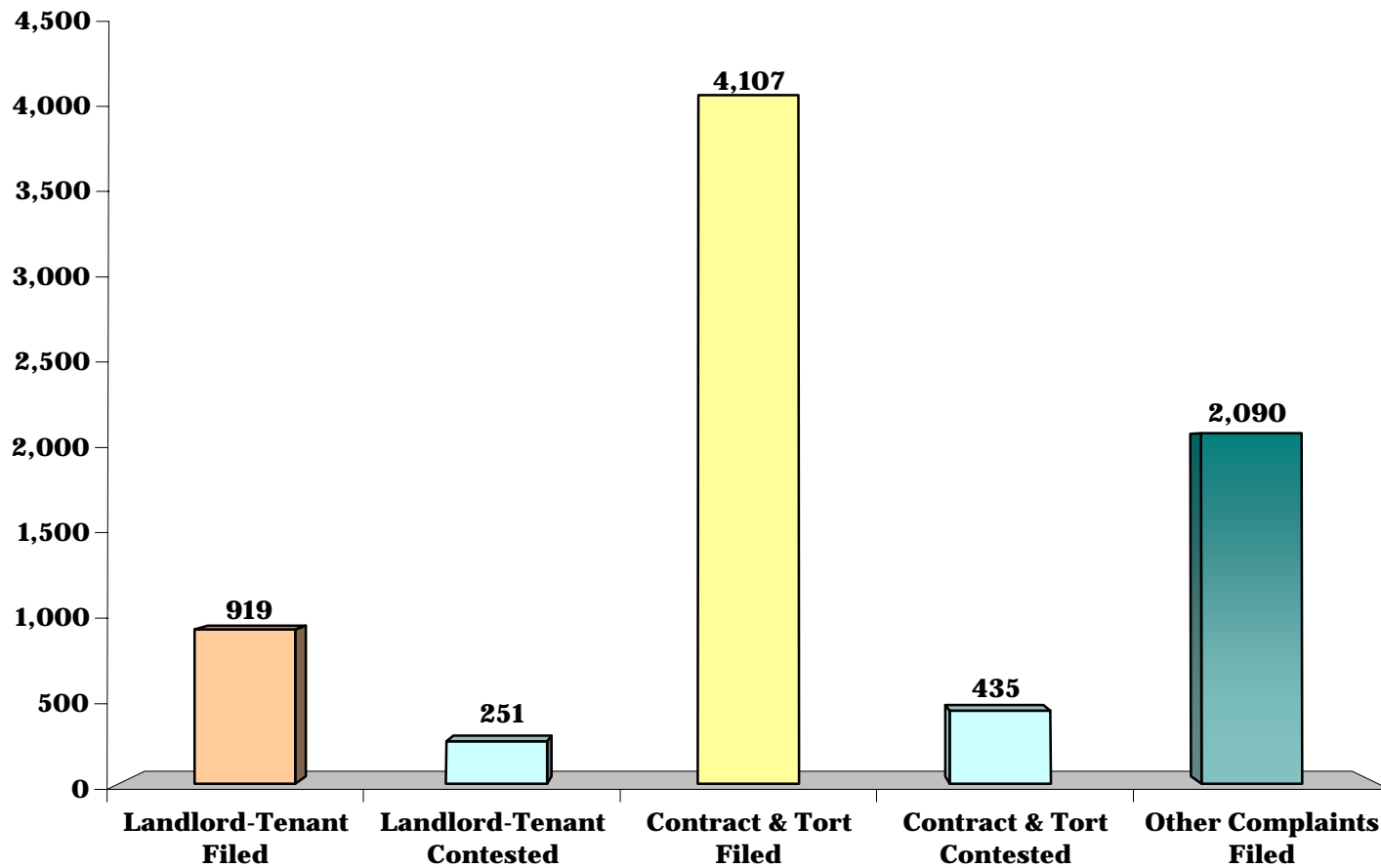


**CHART DC-4.2.12
DISTRICT COURT**

DISTRICT 12 - Allegany and Garrett Counties

CIVIL CASES FILED AND PROCESSED BY CASE TYPE

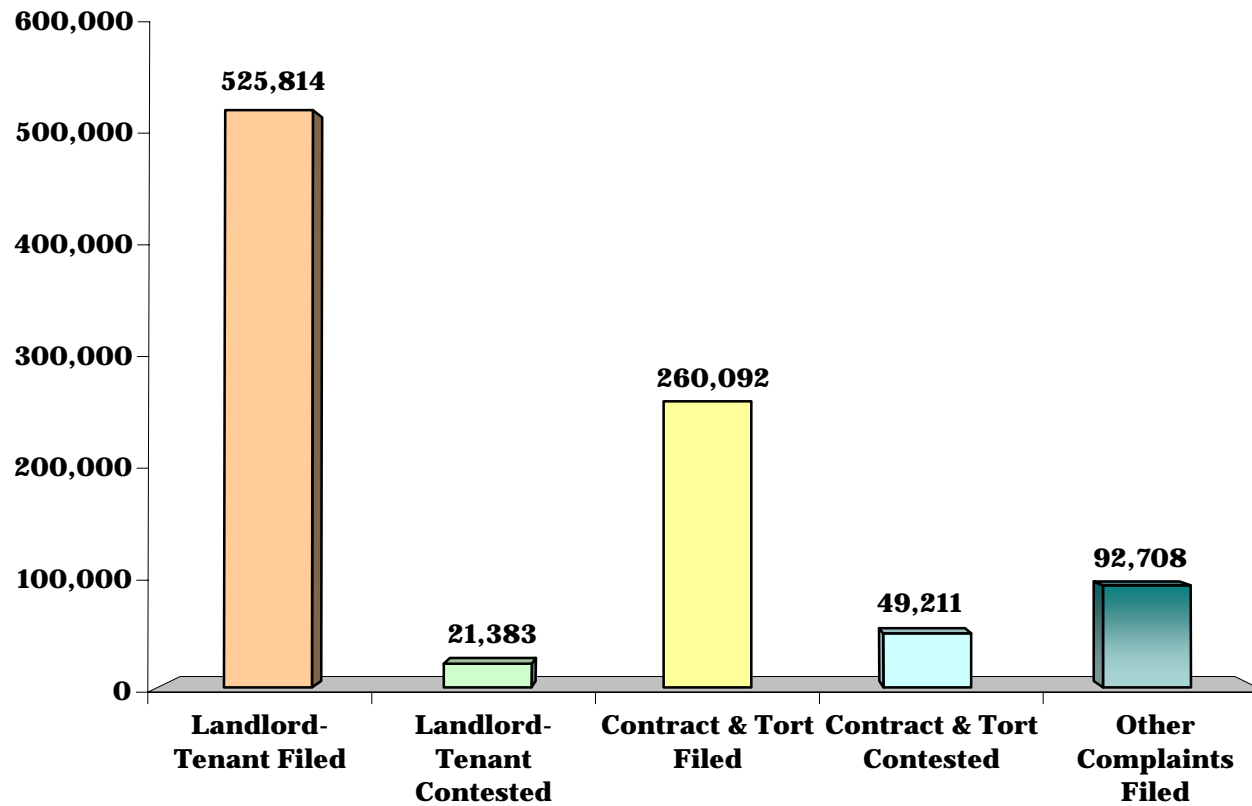
Fiscal Year 2005



**CHART DC-4.2.13
DISTRICT COURT**

**STATE TOTALS:
CIVIL CASES FILED AND PROCESSED BY CASE TYPE**

Fiscal Year 2005



**TABLE DC-4.3
DISTRICT COURT**

TOTAL MOTOR VEHICLE, CRIMINAL AND CIVIL CASES FILED

Fiscal Year 2005

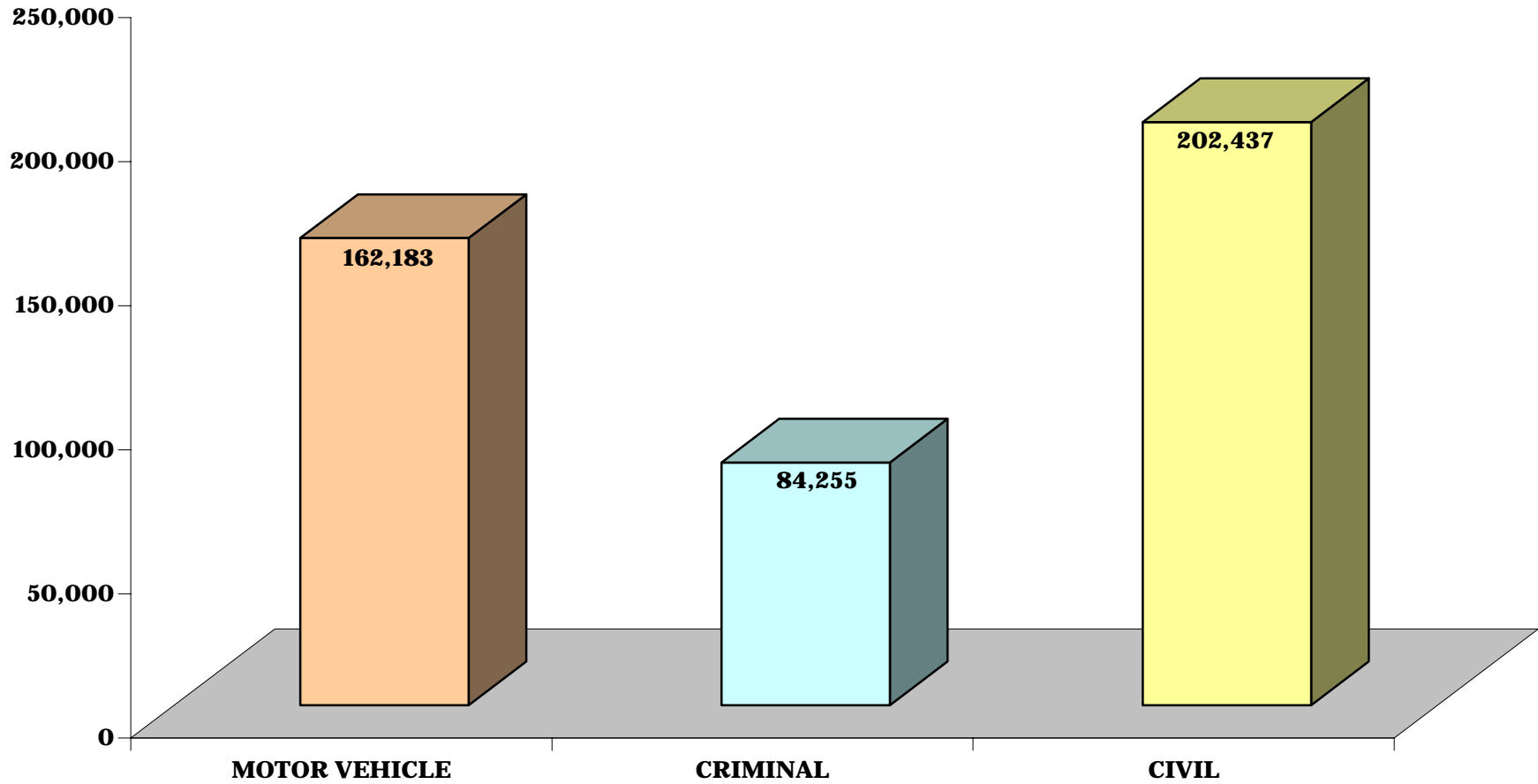
	MOTOR VEHICLE Total Filings	CRIMINAL Total Filings	CIVIL Total Filings	COMBINED Total Filings
District 1	162,183	84,255	202,437	448,875
Baltimore City	162,183	84,255	202,437	448,875
District 2	104,361	11,568	35,510	151,439
Dorchester	13,479	1,689	3,923	19,091
Somerset	19,896	1,097	4,028	25,021
Wicomico	37,032	3,334	20,235	60,601
Worcester	33,954	5,448	7,324	46,726
District 3	99,392	7,350	17,396	124,138
Caroline	10,587	1,027	2,627	14,241
Cecil	38,443	3,059	7,801	49,303
Kent	8,024	686	1,799	10,509
Queen Anne's	26,002	1,175	2,336	29,513
Talbot	16,336	1,403	2,833	20,572
District 4	82,183	10,298	20,908	113,389
Calvert	20,376	2,649	4,815	27,840
Charles	39,470	4,367	9,787	53,624
St. Mary's	22,337	3,282	6,306	31,925
District 5	166,975	20,606	187,629	375,210
Prince George's	166,975	20,606	187,629	375,210
District 6	212,007	14,228	81,589	307,824
Montgomery	212,007	14,228	81,589	307,824
	MOTOR VEHICLE Total Filings	CRIMINAL Total Filings	CIVIL Total Filings	COMBINED Total Filings
District 7	126,575	14,007	56,784	197,366
Anne Arundel	126,575	14,007	56,784	197,366
District 8	176,249	17,745	187,696	381,690
Baltimore	176,249	17,745	187,696	381,690
District 9	44,601	5,114	21,791	71,506
Harford	44,601	5,114	21,791	71,506
District 10	105,820	6,751	31,364	143,935
Carroll	38,816	2,956	7,882	49,654
Howard	67,004	3,795	23,482	94,281
District 11	82,061	8,758	28,394	119,213
Frederick	50,968	3,867	12,947	67,782
Washington	31,093	4,891	15,447	51,431
District 12	44,103	4,473	7,116	55,692
Allegany	20,884	3,281	5,685	29,850
Garrett	23,219	1,192	1,431	25,842
	MOTOR VEHICLE Total Filings	CRIMINAL Total Filings	CIVIL Total Filings	COMBINED Total Filings
State Totals	1,406,510	205,153	878,614	2,490,277

**CHART DC-4.3.1
DISTRICT COURT**

DISTRICT 1 - Baltimore City

TOTAL MOTOR VEHICLE, CRIMINAL AND CIVIL CASES FILED

Fiscal Year 2005

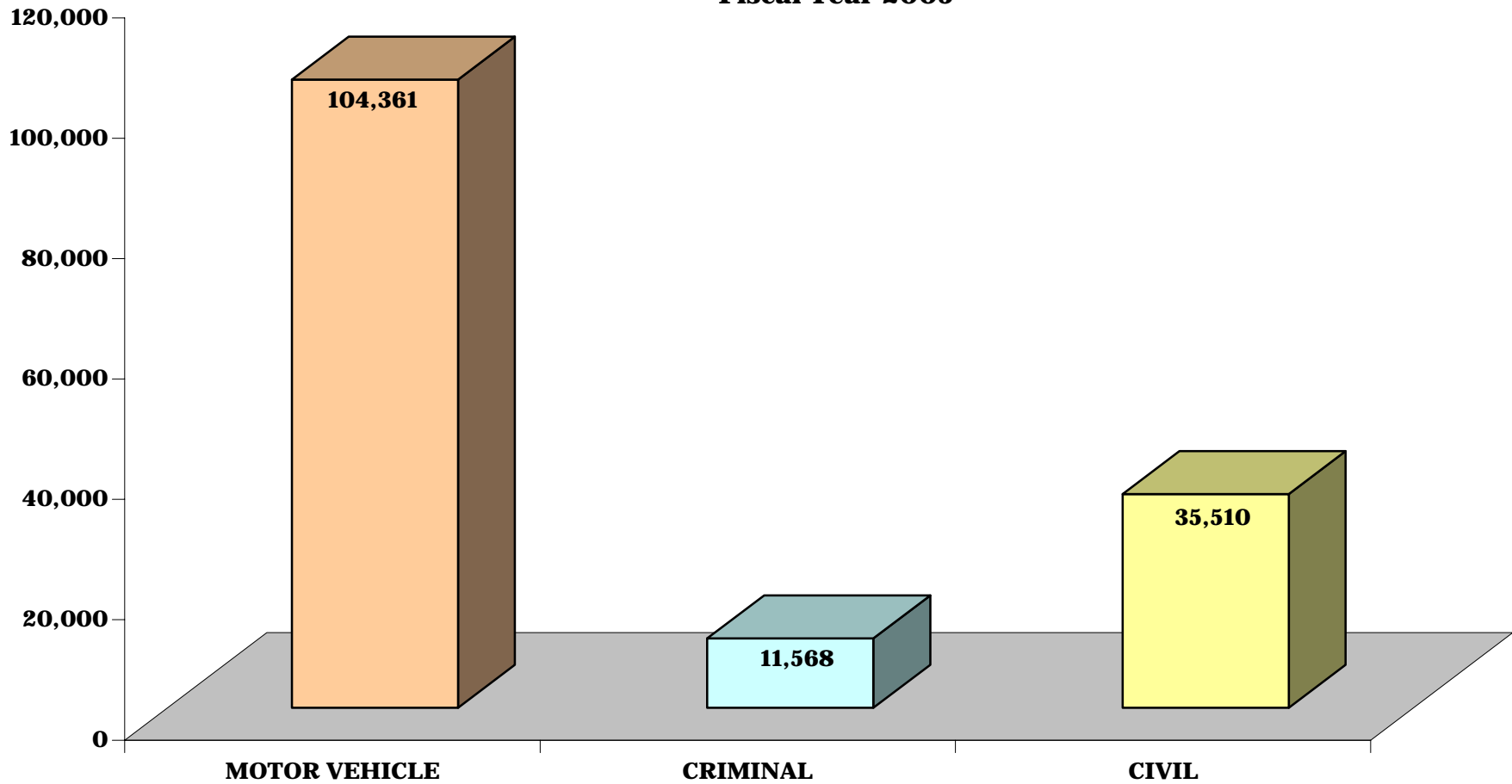


**CHART DC-4.3.2
DISTRICT COURT**

DISTRICT 2 - Dorchester, Somerset, Wicomico and Worcester Counties

TOTAL MOTOR VEHICLE, CRIMINAL AND CIVIL CASES FILED

Fiscal Year 2005

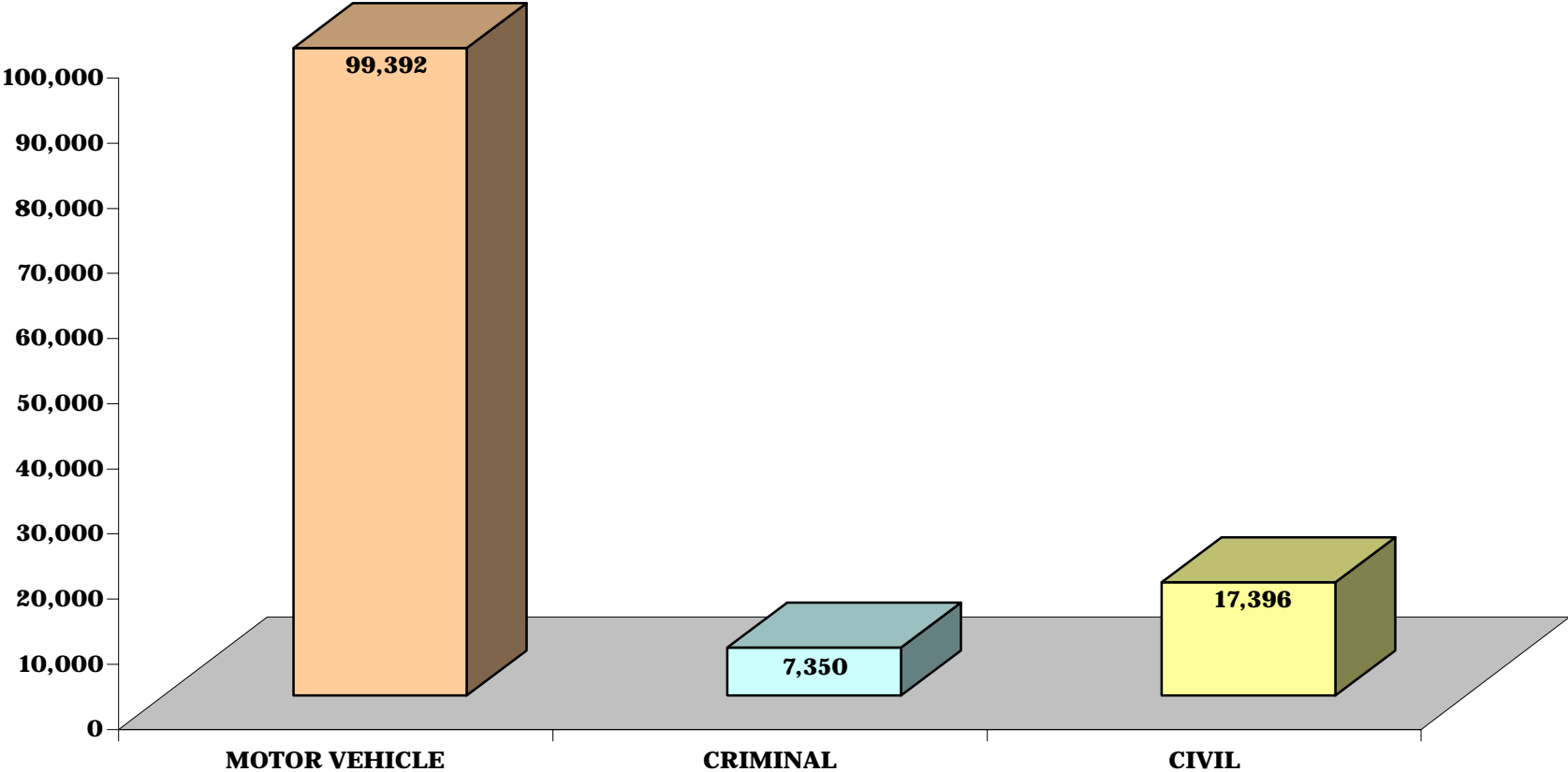


**CHART DC-4.3.3
DISTRICT COURT**

DISTRICT 3 - Caroline, Cecil, Kent, Queen Anne's and Talbot Counties

TOTAL MOTOR VEHICLE, CRIMINAL AND CIVIL CASES FILED

Fiscal Year 2005

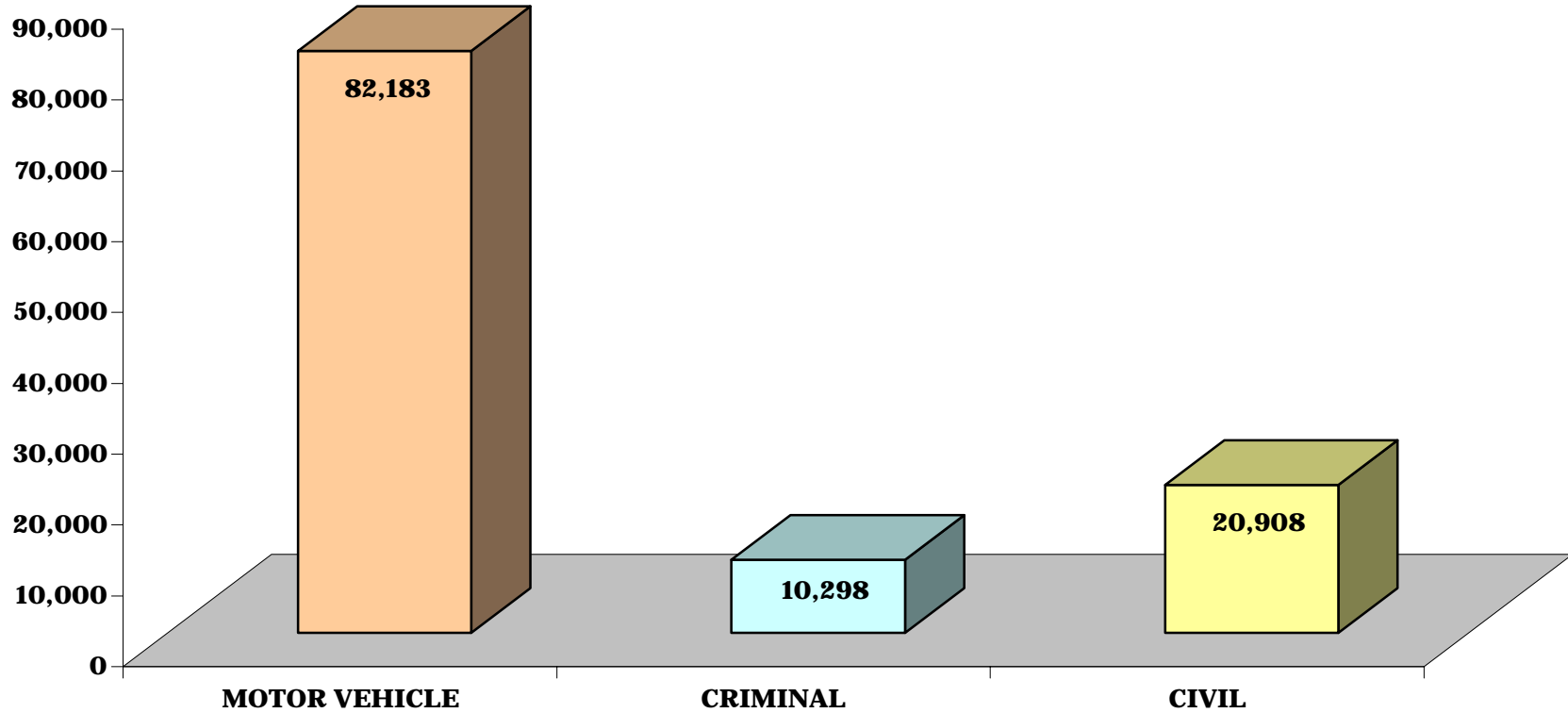


**CHART DC-4.3.4
DISTRICT COURT**

DISTRICT 4 - Calvert, Charles and St. Mary's Counties

TOTAL MOTOR VEHICLE, CRIMINAL AND CIVIL CASES FILED

Fiscal Year 2005

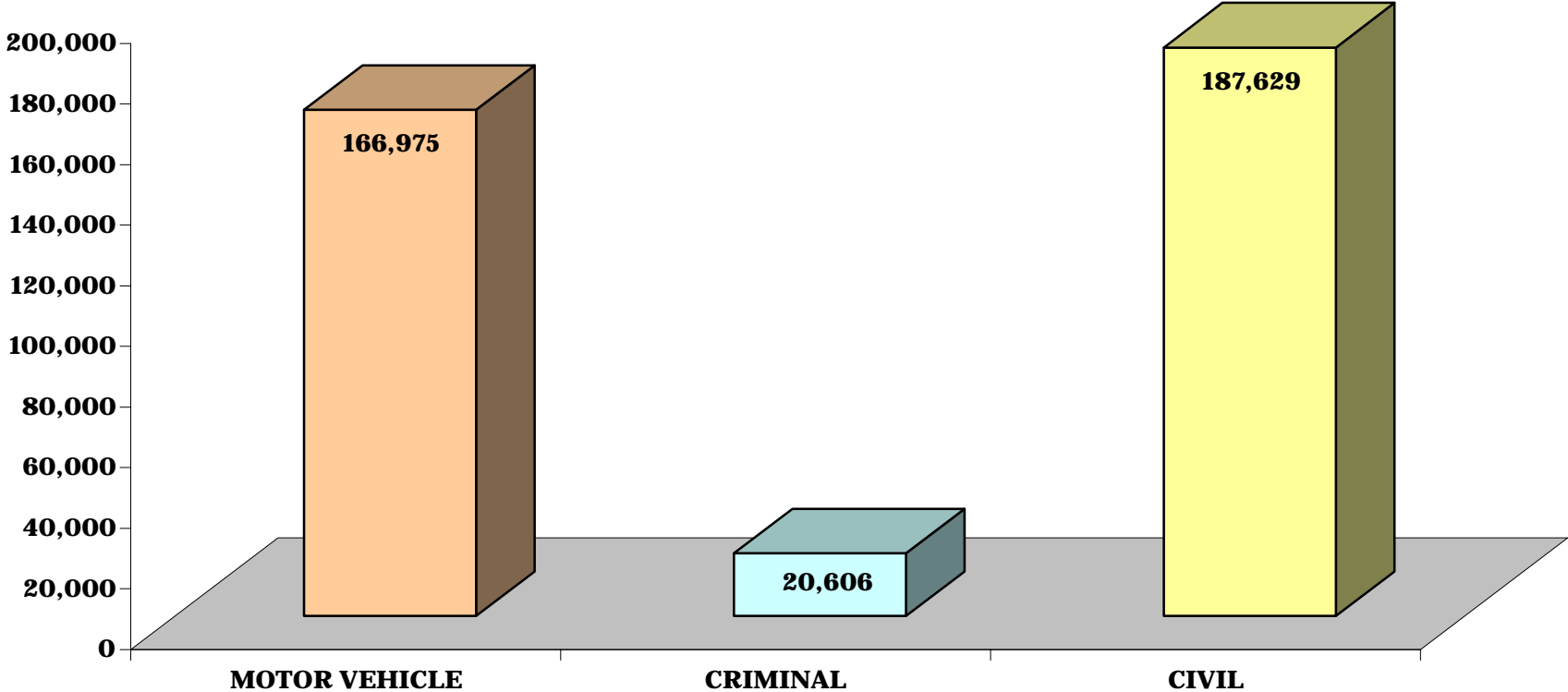


**CHART DC-4.3.5
DISTRICT COURT**

DISTRICT 5 - Prince George's County

TOTAL MOTOR VEHICLE, CRIMINAL AND CIVIL CASES FILED

Fiscal Year 2005

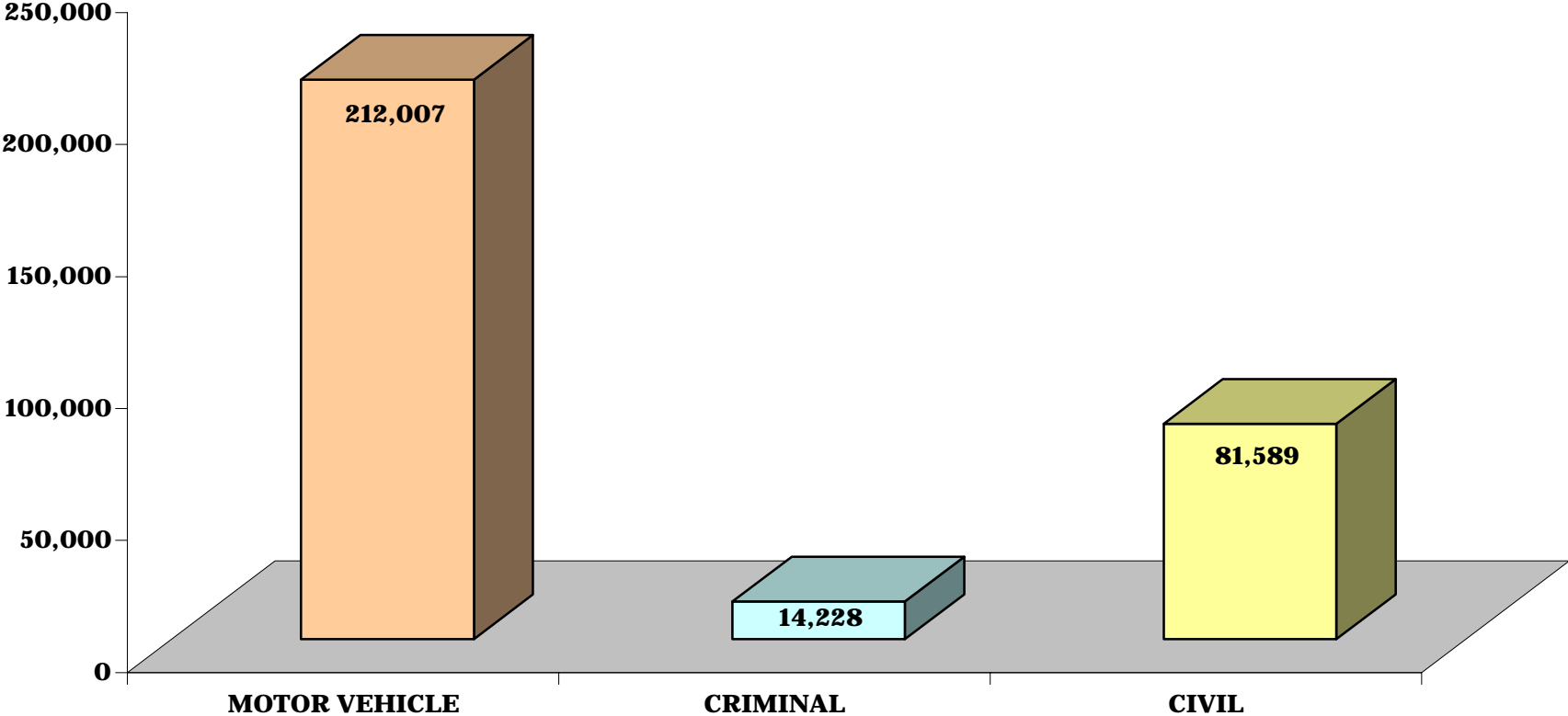


**CHART DC-4.3.6
DISTRICT COURT**

DISTRICT 6 - Montgomery County

TOTAL MOTOR VEHICLE, CRIMINAL AND CIVIL CASES FILED

Fiscal Year 2005

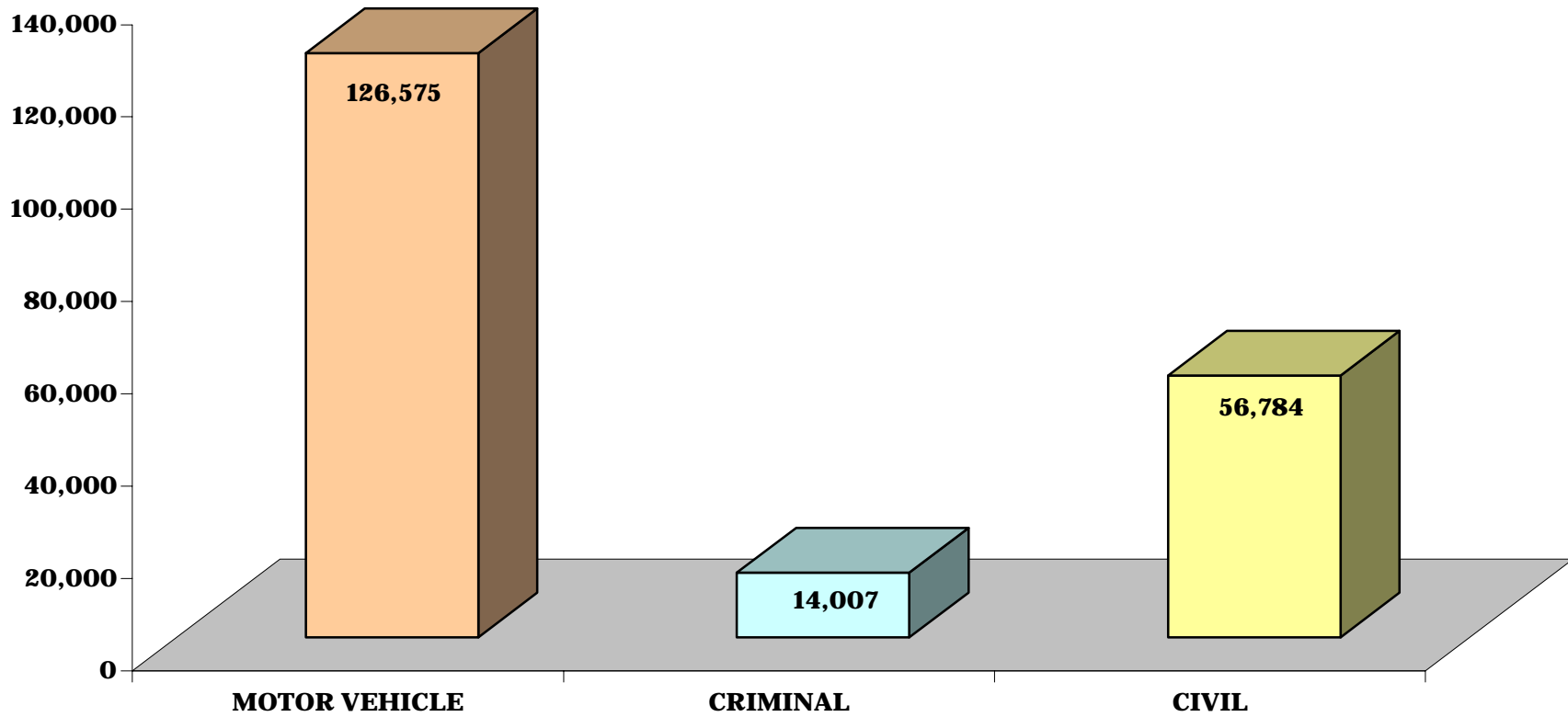


**CHART DC-4.3.7
DISTRICT COURT**

DISTRICT 7 - Anne Arundel County

TOTAL MOTOR VEHICLE, CRIMINAL AND CIVIL CASES FILED

Fiscal Year 2005

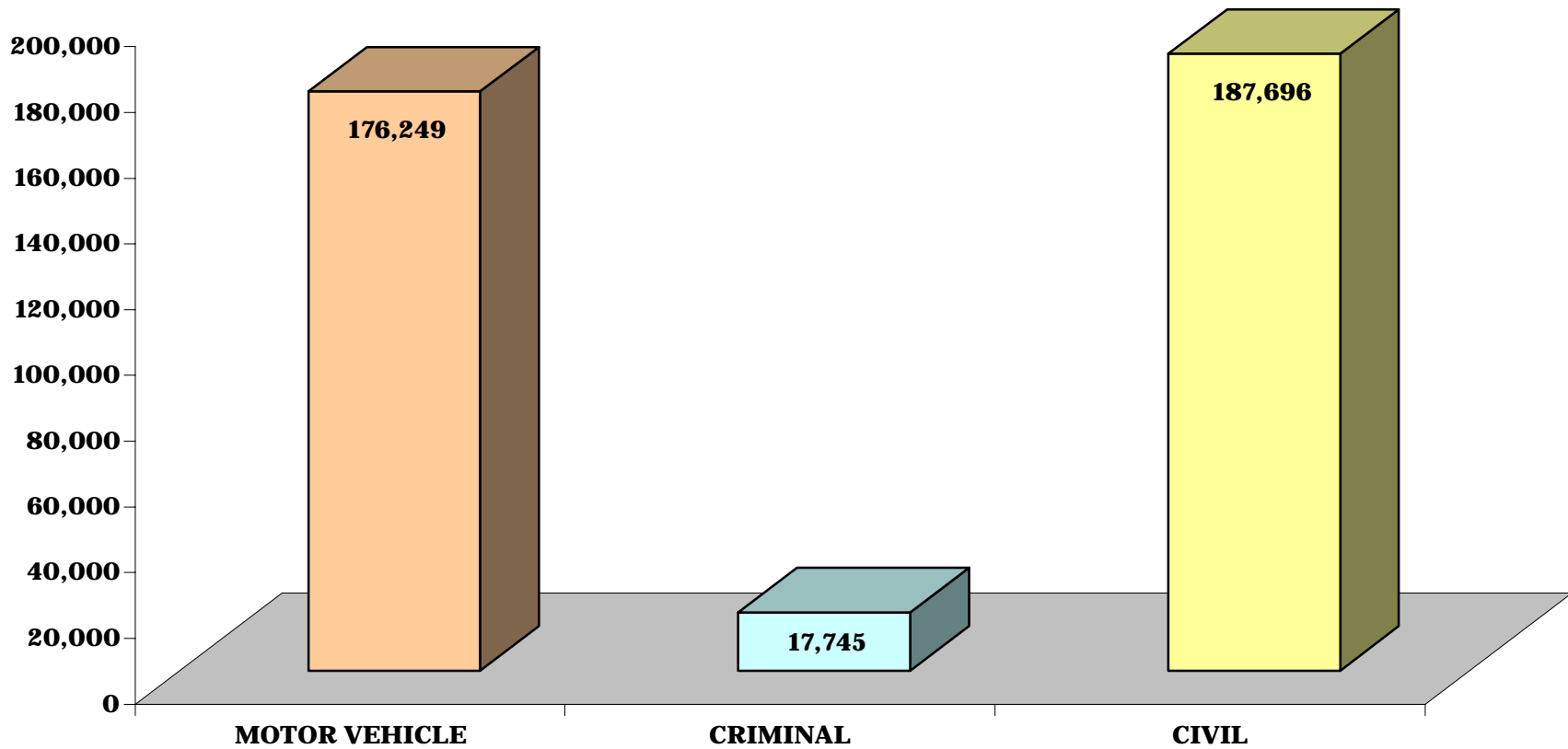


**CHART DC-4.3.8
DISTRICT COURT**

DISTRICT 8 - Baltimore County

TOTAL MOTOR VEHICLE, CRIMINAL AND CIVIL CASES FILED

Fiscal Year 2005

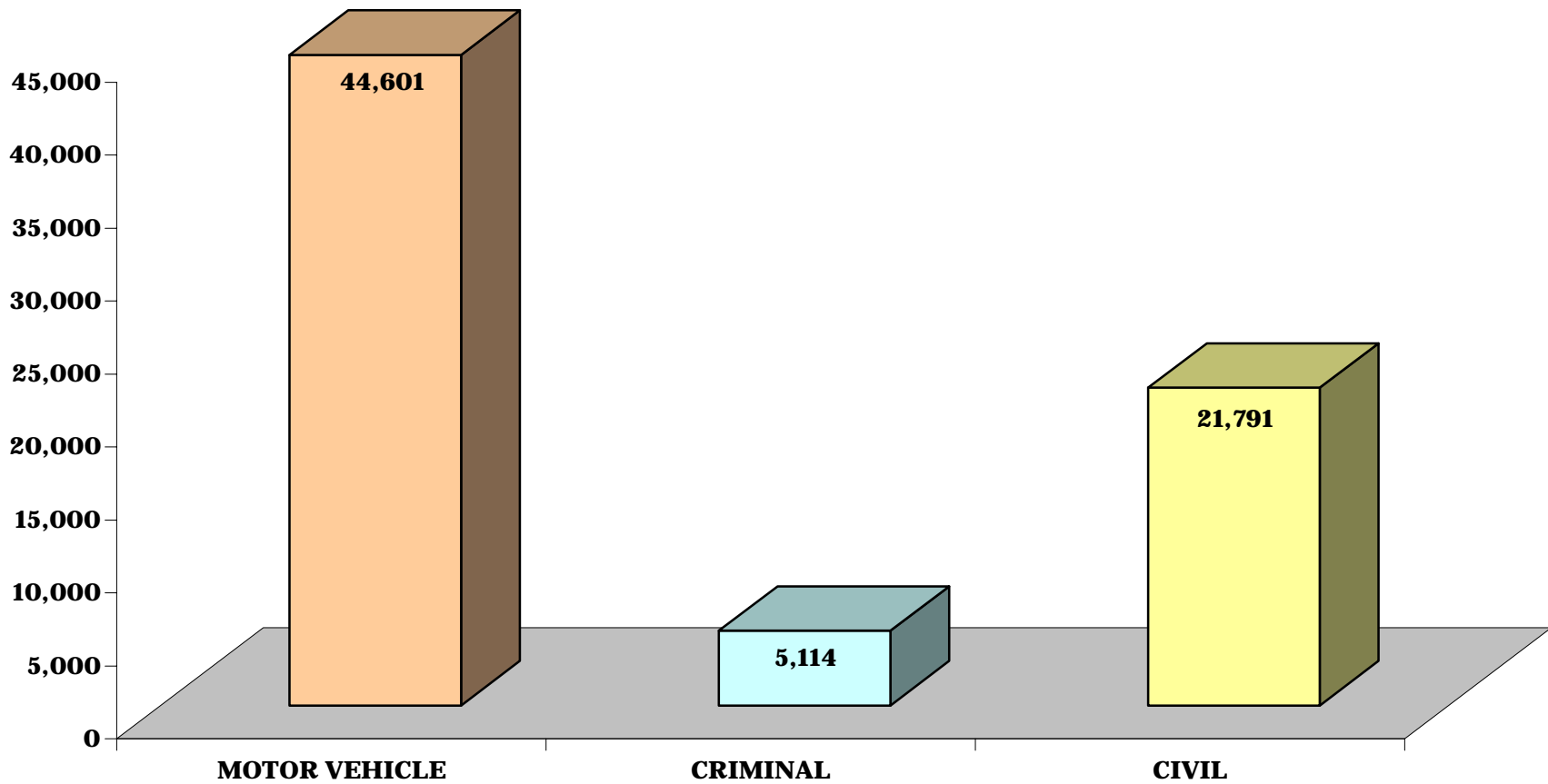


**CHART DC-4.3.9
DISTRICT COURT**

DISTRICT 9 - Harford County

TOTAL MOTOR VEHICLE, CRIMINAL AND CIVIL CASES FILED

Fiscal Year 2005

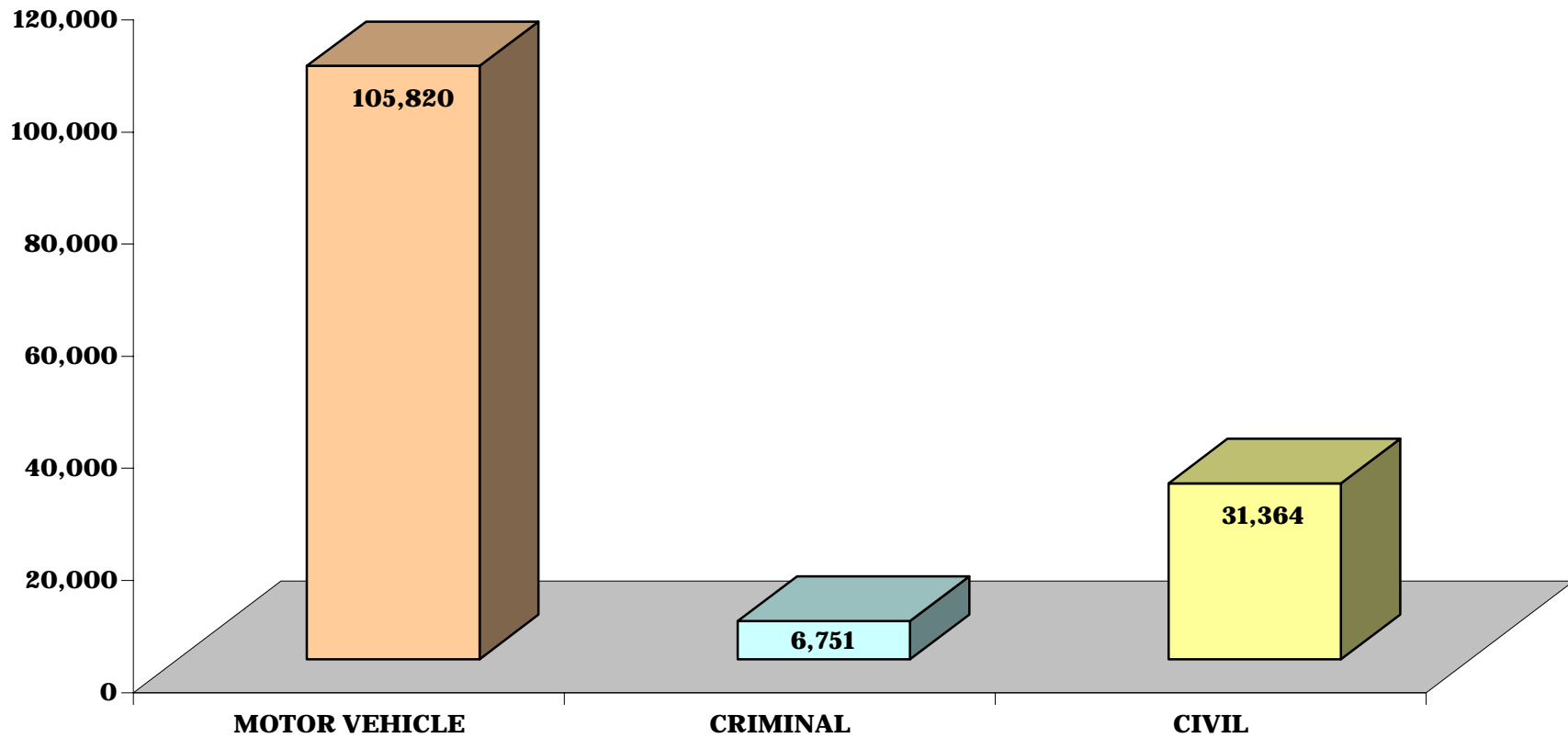


**CHART DC-4.3.10
DISTRICT COURT**

DISTRICT 10 - Carroll and Howard Counties

TOTAL MOTOR VEHICLE, CRIMINAL AND CIVIL CASES FILED

Fiscal Year 2005

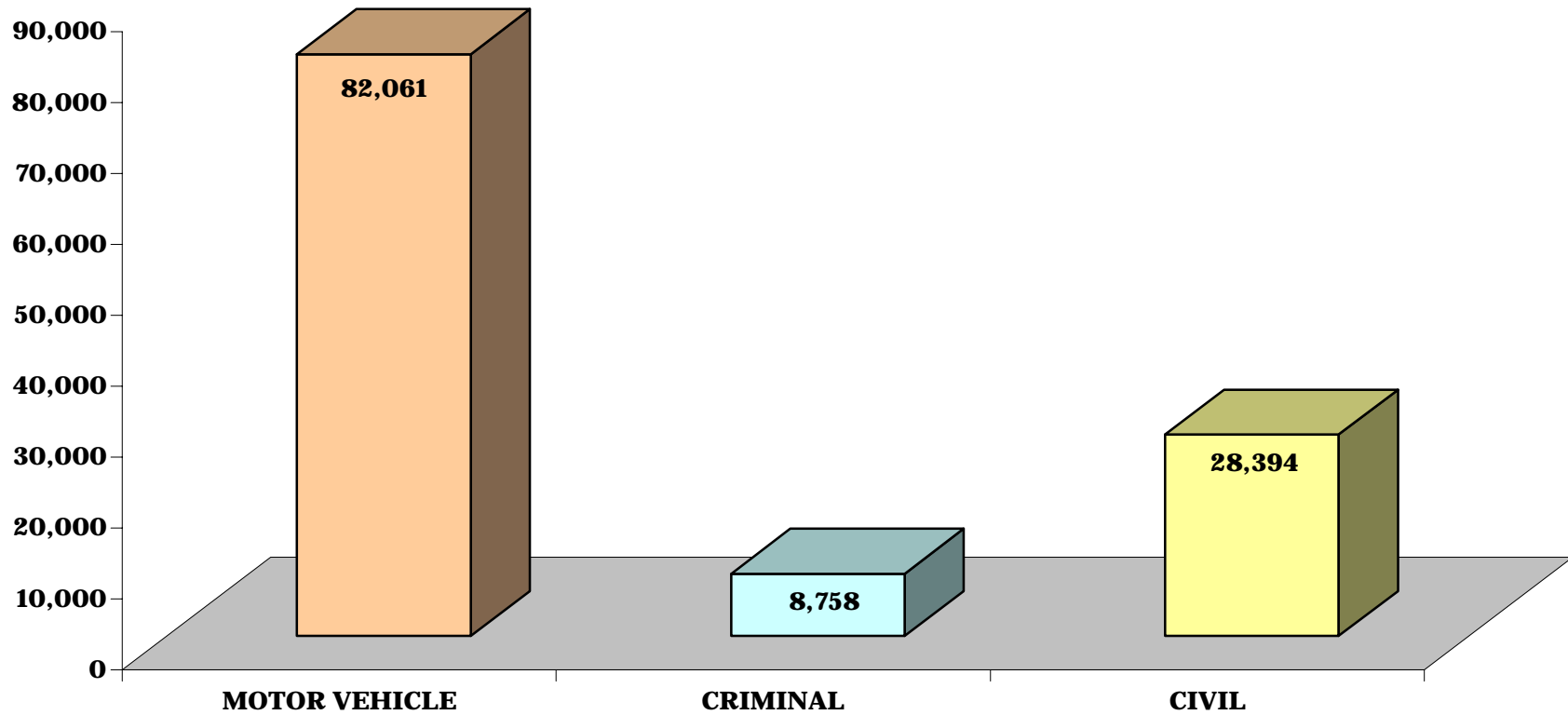


**CHART DC-4.3.11
DISTRICT COURT**

DISTRICT 11 - Frederick and Washington Counties

TOTAL MOTOR VEHICLE, CRIMINAL AND CIVIL CASES FILED

Fiscal Year 2005

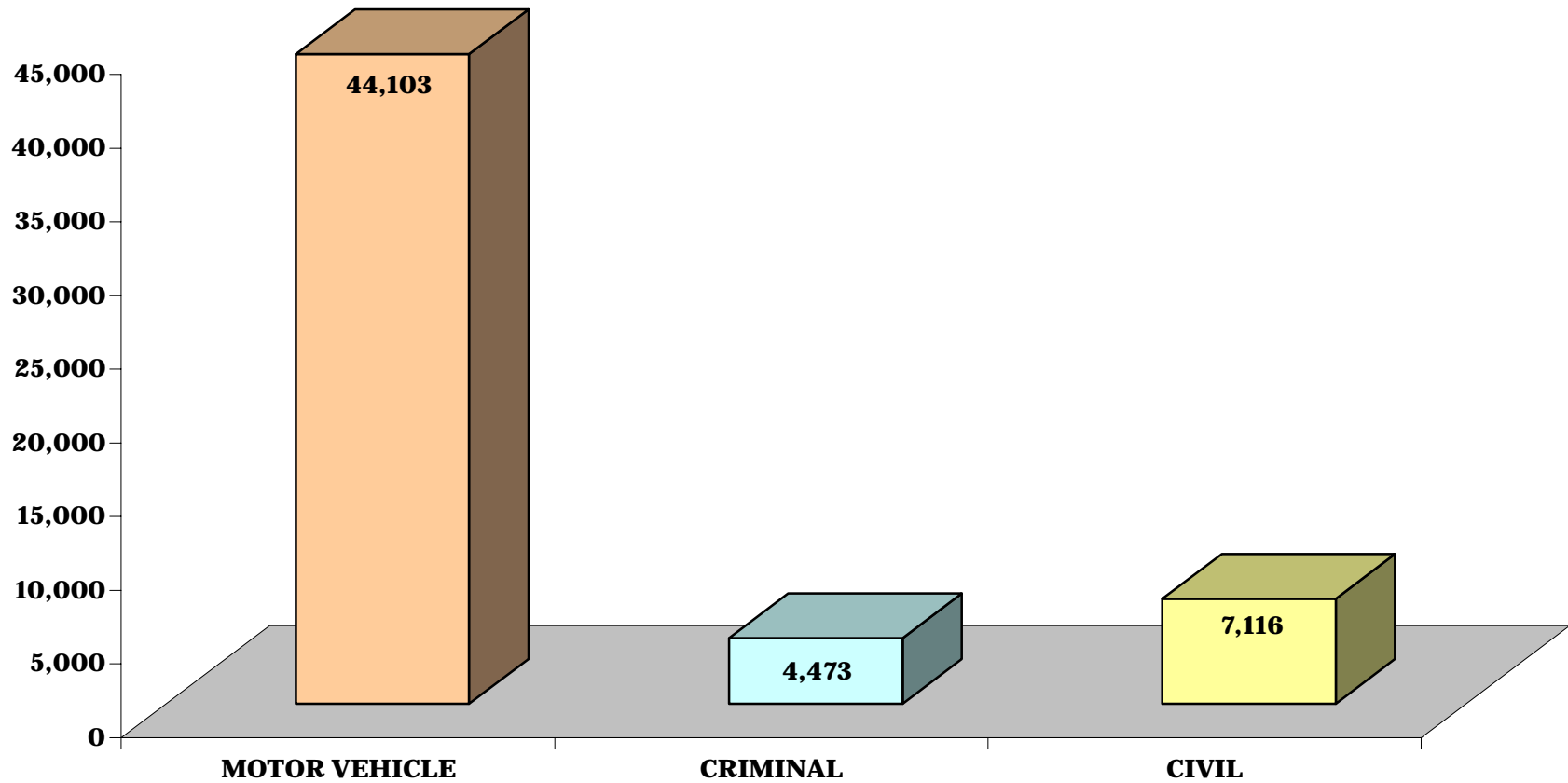


**CHART DC-4.3.12
DISTRICT COURT**

DISTRICT 12 - Allegany and Garrett Counties

TOTAL MOTOR VEHICLE, CRIMINAL AND CIVIL CASES FILED

Fiscal Year 2005



**CHART DC-4.3.13
DISTRICT COURT**

**STATE TOTAL:
TOTAL MOTOR VEHICLE, CRIMINAL AND CIVIL CASES FILED**

Fiscal Year 2005

